



STATISTICAL REPORT ON THE MILITARY RETIREMENT SYSTEM

FISCAL YEAR 2014

DOD OFFICE OF THE ACTUARY
June 2015

This publication is produced annually by the Office of the Actuary.

Most of the data is abstracted from files maintained by the Defense Manpower Data Center (DMDC).

For technical questions pertaining to specific data or for suggestions on future reports, call or email:

Richard Allen, ASA
Phone: (571) 372-1992
richard.s.allen40.civ@mail.mil

Nicholas Garcia
Phone: (571) 372-1997
nicholas.r.garcia22.civ@mail.mil

To contact the DoD Office of the Actuary:

Phone: (571) 372-1993
Email: dhraactuariesbp@mail.mil

To contact the office by mail you can write to:

Defense Human Resource Activity (DHRA)
Office of the Actuary
4800 Mark Center Drive
Suite 05E22
Alexandria, VA 22350-7000

The FY2015 Statistical Report will be available by May 2016.

FY 2014 DoD Statistical Report on the Military Retirement System

Table of Contents

<u>Section</u>	<u>Page</u>
Introduction	4
Overview	6
Retired Personnel by Year	14
Annual DoD Obligations	19
Obligations & Expenditures by Service for FY 2014	21
Personnel and Payments by State	26
Concurrent Receipt Personnel and Payments by State	30
Personnel and Payments by Country	31
Personnel and Payments by Zip Code	36
Retirees by Rank and Current Age	50
FY 2014 Retirees by Rank and Retired Age	60
FY 2014 Retirees by Rank and Years of Service	85
Retirees by Rank and Retired Age	100
Retirees by Rank and Years of Service	125
Retirees by Service, Rank, Type of Retirement With Average Gross Pay and Net Pay	140
Retirees by Pay Status and Service With Average Gross, Net and VA Offset	150
Retirees by Fiscal Year and Type of Retirement	160
Active Duty Personnel Eligible to Retire and Number of Retirements	163
Retirees on Rolls by Annual Gross/Net Dollar Groupings	168
Retirees by Gender	188
Retirees by DoD Disability Rating	194
Concurrent Receipt Retirees by VA Disability Rating	196
Survivors by State	197
Survivors by Country	199
Survivors by Zip Code	203
Survivors by Age and Benefit	221
Survivors by Age and DIC	225
SBP Participation Rates and Base to Gross Pay Ratio	229
SBP Historical Rates	233
SBP Costs to Retirees and Benefit Payments to Survivors by Year	234
Retirees by Age and Survivor Election	235
SBP by Age and Years Premiums Paid	244
Gross Pay for Retirees by Rank, Years of Service and Year of Retirement	245
Retired Pay and Lump Sum Values by Rank and Years of Service	274
Life Expectations	280

STATISTICAL REPORT ON THE MILITARY RETIREMENT SYSTEM

As of September 30, 2014

Introduction

The data published in this report is produced from the files maintained by the Defense Manpower Data Center (DMDC) in Monterey, California. This report compiles data primarily from the Retiree Pay and Survivor Pay files, sorting and compiling data by various categories, such as service, rank, type of retirement, and mailing address of the retiree. Any grouping of members by address reflects mailing, not necessarily residence address. Most reports use the September 30, 2014, end-of-fiscal-year file. Some reports are cumulative and also use earlier files.

The FY 2011 National Defense Authorization Act (NDAA) (P.L. 111-383) requires pay to a military retiree to be paid on the first day of each month beginning after the month in which the pay accrues. This means that when the first day of the month falls on a non-business day (weekend/holiday), the pay must be paid the preceding business day. This legislation did not address, or affect, survivor annuitant pay and certain combat-related compensation. In certain fiscal years this results in retirees receiving 13 monthly payments. In other years, retirees may receive only 11 payments; however, the usual 12 monthly payments will be the most frequent occurrence. For purposes of this report, all pay is counted as if it is received on the first day of the month.

Be aware that there are limitations to the accuracy of the numbers. The data is preliminary because of reporting delays. The information about many members who retired or died within one month of the September 30, 2014, reporting date may not have been processed in time to be included in this report. In some cases, data is missing. Those members are counted either as unknown or are part of the "other" line. In some cases, unknowns are counted differently from table to table. For example, if rank (Officer vs. Enlisted) is known, but grade within rank is not, only the tables which categorize by grade will label these retirees in an unknown status. Those members on the Temporary Disability Retirement List (TDRL) are considered retired on the day they are classified as temporarily disabled. In some cases, members move from TDRL to permanently disabled status, but in that case the retirement date remains the original date they were placed on TDRL. Cases where retirees' pay is suspended by the Defense Finance and Accounting Service (DFAS) are excluded from these tables.

We treat annuitants whose pay is suspended a little differently. Those annuitants whose pay is suspended because a Certificate of Eligibility (COE) has not been received for a period of three months or less are still included in our counts. Annuitants whose pay is suspended because a COE has not been received for longer than three months or because DFAS suspects they have died are not included in the counts.

Please note that net pay is the pay after deductions for survivor premiums and benefits offset by a VA award. It is the pay before any deductions for withholding taxes and allotments. Number paid by DoD includes only those whose net pay by this definition is greater than \$0. Number retired includes all living retirees, including some whose net pay is \$0.

In this report, “Combat Related Special Compensation” (CRSC) and “Concurrent Retirement and Disability Payments” (CRDP) are considered to be part of net retired pay, even though CRSC is not technically retired pay for certain tax reasons. Payments for CRDP and CRSC less survivor premiums are included in the net retired pay totals. Reports showing retired pay or payments do not reflect amounts for retroactive pay related to the CRDP and CRSC programs.

All pay tallied in this report is paid from the MRF to retirees and annuitants except for Annuities for Certain Military Surviving Spouses (ACMSS). These annuitants are survivors of either members who died on active duty before SBP started on September 21, 1972, or are survivors of reservists who retired between September 21, 1972, and October 1, 1978, and subsequently died before reaching their 60th birthday.

Coast Guard data is included for informational purposes. Their members and survivors of their members are paid by the Department of Homeland Security; therefore, the dollar amounts that DMDC receives for Coast Guard retirees are not reliable. We do not include their dollar figures in this report; however, we do include the counts of Coast Guard retirees in certain tables. Coast Guard data is not part of the DoD total.

SUMMARY OF THE MILITARY RETIREMENT SYSTEM

As of September 30, 2014

Overview

The military retirement system applies to members of the Army, Navy, Marine Corps, and Air Force. However, most of the provisions also apply to retirement systems for members of the Coast Guard (administered by the Department of Homeland Security), officers of the Public Health Service (administered by the Department of Health and Human Services), and officers of the National Oceanic and Atmospheric Administration (administered by the Department of Commerce). Only those members in plans administered by the Department of Defense (DoD) are included in this report, except in cases where Coast Guard data is shown for informational purposes.

The system is a funded, noncontributory defined benefit plan that includes non-disability retired pay, disability retired pay, retired pay for reserve service, survivor annuity programs, and special compensation programs for certain disabled retirees. The Service Secretaries may approve immediate non-disability retired pay at any age with credit of at least 20 years of active duty service. Reserve retirees generally must be at least 60 years old and have at least 20 qualified years of service before retired pay commences; in some cases the age can be less than 60 if the reservist performed certain types of active duty service. There is no vesting before retirement.

Non-Disability Retirement From Active Service

There are four distinct non-disability benefit formulas related to four populations within the military retirement system. *Final pay*: Military personnel who first became members of a uniformed service before September 8, 1980, have retired pay equal to final basic pay times a multiplier. The multiplier is equal to 2.5 percent times years of service. Retired pay and survivor annuity benefits are automatically adjusted annually to protect the purchasing power of initial retired pay. Final pay retirees have their benefits adjusted annually by the percentage increase in the average Consumer Price Index (CPI). This is commonly referred to as full CPI protection. *High-3*: If the retiree first became a member of a uniformed service on or after September 8, 1980, the average of the highest 36 months of basic pay is used instead of final basic pay. The multiplier is also equal to 2.5 percent times years of service and high-3 retirees also have their benefits adjusted annually by the percentage increase in the average Consumer Price Index (CPI). *Career Status Bonus (CSB)/Redux*: Members who first became a member of a uniformed service on or after August 1, 1986, may choose between a High-3 and CSB/Redux retirement. Those who elect CSB/Redux receive the Career Status Bonus outlined below, also have retired pay computed on a base of the average of their highest 36 months of basic pay, but are subject to a multiplier penalty if they retire with less than 30 years of service; however, at age 62, their retired pay is recomputed without the multiplier penalty. Members make their election during the fifteenth year of service and may receive the Career Status Bonus of \$30,000 in either a lump-sum or installments. Those who elect CSB/Redux must remain continuously on active duty until they complete 20 years of active duty service or forfeit a portion of the \$30,000 (exceptions include death and disability retirement). Career Status Bonus retirees have their benefits adjusted annually by the percentage change in the CPI minus 1 percent (except when the

change in the CPI is less than 1 percent). When the military member's age is 62, or when the member would have been age 62 for a survivor annuity, the benefits are restored to the amount that would have been payable had full CPI protection been in effect and had there not have been a multiplier penalty. However, after this restoral, partial indexing (CPI minus 1 percent) continues for future retired pay and survivor annuity payments. *Bipartisan Budget Act of 2013 (BBA 2013)*: Members who first became a member of a uniformed service on or after January 1, 2016, are subject to a modified retired pay calculation. The starting retired pay for these members, if they do not elect the CSB, is the same as for those under High-3. While under age 62, these retirees have their benefits adjusted annually by the percentage change in the CPI minus 1 percent (except when the change in the CPI is less than 1 percent). When the member's age is 62, or when the member would have been age 62 for a survivor annuity, the benefits are restored to the amount that would have been payable had full CPI protection been in effect. Thereafter, full indexing (without the 1 percent reduction) continues for future retired pay and survivor annuity payments. Disabled retirees and their survivors and survivors of members who die on active duty are exempt from the pre-age-62 CPI reductions.

As of September 30, 2014, there were 1.47 million non-disability retirees from active duty receiving retired pay. In FY 2014, non-disability retired pay entitlements totaled \$43.9 billion.

Disability Retirement

A military member in an active component or on active duty for more than 30 days who is found unfit for duty is entitled to disability retired pay if the disability (a) is incurred while entitled to basic pay, (b) is neither the result of the member's intentional misconduct nor willful neglect, (c) was not incurred during a period of unauthorized absence, and either

(d) (1) the member has at least 20 years of service, or

(d) (2) the disability is rated at least 30 percent under the Department of Veterans Affairs Schedule of Rating Disabilities (VASRD) and one of the following conditions is met:

- (i) the disability was not noted at the time of the member's entrance on active duty (unless clear and unmistakable evidence demonstrates that the disability existed before the member's entrance on active duty and was not aggravated by active military service);
- (ii) the disability is the proximate result of performing active duty;
- (iii) the disability was incurred in the line of duty in time of war or national emergency; or
- (iv) the disability was incurred in the line of duty after September 14, 1978.

Under certain conditions generally similar to the above, members on active duty for 30 days or less or on inactive-duty training are also entitled to disability retired pay for disabilities incurred or aggravated in the line of duty.

In disability retirement, the member receives the greater of (1) the accrued non-disability retirement benefit regardless of eligibility to retire or (2) base pay multiplied by the rated percent of disability. Except for members with more than 30 years of service, the benefit cannot be more than 75 percent of base pay. Only the excess of (1) over (2) is subject to federal income taxes if the member had service on or before September 24, 1975. If not a member of a uniformed service on September 24, 1975, disability retired pay is tax-exempt only for those disabilities that are combat or hazardous duty related. Base pay is equal to final basic pay if the retiree first became a member of a uniformed service before September 8, 1980; otherwise, base pay is equal to the average of the highest 36 months of basic pay.

Members whose disabilities may not be permanent are placed on a temporary-disability retired list and receive disability retirement pay just as if they were permanently disabled. However, they must be physically examined every 18 months for any change in disability. A final determination must be made within five years. The temporary disability pay is calculated like the permanent disability retired pay, except that it can be no less than 50 percent of base pay.

Members who elected the CSB/Redux retirement option, but who retired for disability, are not subject to the reduced CSB/Redux retired pay multiplier and are awarded retired pay based on the disability retired rules outlined above. However, such members continue to be subject to the reduced CPI (with age 62 restoral) as Career Status Bonus recipients. *Bipartisan Budget Act of 2013 (BBA 2013)*: Members who first became a member of a uniformed service on or after January 1, 2016, and who qualify for a disability retirement are not subject to the reduced CPI.

As of September 30, 2014, there were 108 thousand disability retirees receiving retired pay. In FY 2014, disability retired pay entitlements totaled \$1.46 billion.

Reserve Retirement

Members of the reserves may retire after 20 qualifying years of creditable service. However, reserve retired pay is not payable until age 60 unless the member performs certain types of active duty or active service specified in the National Defense Authorization Act for FY 2008 (P.L. 110-181), in which case the age is reduced below 60 by three months for every 90 days of such service within a fiscal year. However, the age cannot go below 50, and eligibility for subsidized retiree health benefits remains at age 60 even if the eligibility age for retired pay is reduced. Retired pay is computed as base pay times 2.5 percent times years of service. If the reservist was first a member of a uniformed service before September 8, 1980, base pay is defined as the active duty basic pay in effect for the retiree's grade and years of service at the time that retired pay begins. If the reservist first became a member of the armed services on or after September 8, 1980, base pay is the average basic pay for the member's grade in the highest 36 months computed as if he/she was on active duty for the entire period preceding the age at which retired pay commences. The years of service are determined by using a point system, where 360 points convert to a year of service. Typically, one point is awarded for one day of active duty service (e.g. active duty training) or one inactive duty training (IDT) drill attendance. Reservists may perform two IDT periods in one day thereby receiving two retirement points per day. In addition, 15 points are awarded for completion of one year's membership in a reserve component. A creditable year of service is one in which the member earned at least 50 points. A member generally cannot retire with less than 20 creditable years, although points earned in non-creditable years are used in the retirement calculation. Beginning with years of service that include October 30, 2007, non-active duty points are limited in any year to no more than 130. Lesser limitations have applied in the past.

As of September 30, 2014, there were 390 thousand reserve retirees receiving retired pay. In FY 2014, reserve retired pay entitlements totaled \$5.85 billion.

Survivor Benefits

Legislation originating in 1953 provided optional survivor benefits. It was later referred to as the Retired Servicemen's Family Protection Plan (RSFPP). The plan proved to be expensive to the participants and inadequate since the survivor annuities were never adjusted for inflation and could not be more than 50 percent of retired pay. RSFPP was designed to be self-supporting in the sense that the present value of the reductions to retired pay equaled the present value of the survivor annuities.

On September 21, 1972, RSFPP was replaced by the Survivor Benefit Plan (SBP) for new retirees. RSFPP still covers those servicemen retired before 1972 who did not convert to the new plan or who retained RSFPP in conjunction with SBP. RSFPP continues to pay survivor annuities.

Retired pay is reduced, before taxes, by the member's cost for SBP. Total SBP costs are shared by the government and the retiree, so the reductions in retired pay are only a portion of the total cost of the SBP program.

The SBP survivor annuity is 55 percent of the member's base amount. The base amount is elected by the member, but cannot be less than \$300 or more than the member's full retired pay, with one exception. If the member elects CSB/Redux and is subject to a penalty for service under 30 years in the calculation of retired pay, the maximum base amount is equal to the full retired pay without the penalty. However, the annuity for a survivor of a CSB/Redux retiree is subject to the reduced CPI.

When the plan started in 1972, benefits for those 62 and older were reduced by the constructed amount of Social Security for which the survivor would be eligible based on the member's military pay. In 1985, that reduction formula was changed so all annuitants 62 and over received a reduced flat rate of 35 percent of the member's base. Beginning October 1, 2005, the age 62 reduced rate was phased out in 5 percent increments. On April 1, 2008, the survivor benefit reduction at age 62 was fully eliminated and the rate of 55 percent of the member's elected base became standard for all survivors, regardless of age.

During FY 1987, the SBP program's treatment of survivor remarriages changed. Prior to the change, a surviving spouse remarrying before age 60 had the survivor annuity suspended. The change lowered the age to 55. If the remarriage ends in divorce or death, the annuity is reinstated.

Members who die on active duty are generally assumed to have retired with full disability on the day they died and to have elected full SBP coverage for spouses, former spouses, and/or children. If it is more beneficial for the survivors to have elected child only because of DIC offsets, the family has the option to make that election instead. If the death does not occur in the line of duty, the SBP benefit is based on the member's years of service, rather than assuming a full disability retirement. Insurable interest elections may be applicable in some cases. These benefits have been improved and expanded over the history of the program.

The surviving spouse (or dependent children if there is no surviving spouse or the spouse subsequently dies) of a reservist who dies in the line of service while performing IDT is entitled to an SBP annuity based on the reservist's years of service.

SBP annuities are generally reduced by any VA survivor benefits (e.g. Dependency and Indemnity Compensation (DIC)) and all premiums relating to the reductions are returned to the survivor. The 2008 National Defense Authorization Act enacted, and the Family Smoking Prevention and Tobacco Control Act of 2009 (P.L. 111-31) revised, a temporary Special Survivor Indemnity Allowance (SSIA) that pays a monthly amount (\$50 in FY 2009 grading up to \$310 in FY 2017) to survivors with a DIC offset. The authority for the allowance ends in 2017. Because of the “Sharp Case” ruling, the SBP benefit of survivors with entitlement to both DIC and SBP who remarry after age 57 is not reduced by DIC benefits received. As with retired pay, SBP annuities and premiums are annually increased with cost-of-living adjustments (COLAs). These COLAs are either full or reduced CPI increases, depending on the benefit formula covering the member. If a member who is subject to reduced COLAs dies before age 62, the survivor is subject to reduced COLAs until the member would have been 62. At that point, the annuity is increased to the amount that would have been payable had full COLAs been in effect. For survivors of members who elected the Career Status Bonus, the reduced COLAs continue annually thereafter, and for survivors of BBA 2013 members who did not elect the CSB, full COLAs continue annually thereafter.

For reserve retirees, the retired pay reductions applicable under SBP take effect for survivor coverage after a reservist turns 60 (or earlier if they have certain active service) and begins to receive retired pay. The Reserve Component Survivor Benefit Plan (RC-SBP) provides annuities to survivors of reservists who die before age 60 (or earlier if they have certain active service), provided they attained 20 years of qualified service and elected to participate in the program (or were within their 90-day election window after receiving a “20-year letter”). However, if the death occurs either on active or inactive duty as described above, the survivor receives an annuity under SBP. The added cost of RC-SBP is borne completely by reservists through deductions from future retired pay.

Beginning October 1, 2008, a paid-up provision eliminated the reduction in retired pay for premiums for SBP, RC-SBP and RSFPP coverage for participants age 70 or older whose retired pay has been reduced for at least 360 months.

As of September 30, 2014, there were 327 thousand survivors of military members receiving annuity payments. In FY 2014, survivor pay entitlements totaled \$3.91 billion.

Temporary Early Retirement Authority (TERA)

The National Defense Authorization Act for FY 1993 (P.L. 102-484) granted temporary authority for the military services to offer early retirements to members with more than 15 but less than 20 years of service. This authority expired on September 1, 2002. The retired pay was calculated in the usual way except that there was a reduction of 1 percent for every year below 20 years of service. Part or all of this reduction can be restored at age 62 if the retired member works in a qualified public service job during the period from the date of retirement to the date on which the retiree would have completed 20 years of service. Unlike members who leave military service before 20 years with Voluntary Separation Incentives or Special Separation Benefits, these early retirees are generally treated like regular military retirees for the purposes of other retirement benefits. The National Defense Authorization Act for FY 2012 (P.L. 112-81) reinstated TERA authority, but without the qualified public service provision, through December 31, 2018.

As of September 30, 2014, there were 63 thousand TERA retirees receiving retired pay. In FY 2014, TERA retirees' pay entitlements totaled \$1.01 billion.

Cost-of-Living Increases

All non-disability retirement, disability retirement, and most survivor annuities are adjusted annually for inflation. Cost-of-living adjustments (COLAs) are automatically scheduled to occur every 12 months, on December 1st, to be included in benefits paid at the beginning of January.

The "full" COLA effective December 1 is computed by calculating the percentage increase in the average CPI over the third quarter of the prior calendar year to the third quarter of the current calendar year. The increase is based on the Urban Wage Earner and Clerical Worker Consumer Price Index (CPI-W) and is rounded to the nearest tenth of one percent. Many members receive a "partial" COLA on December 1 of their first year of retirement to reflect the fact that they were not retired for the full year.

For retirees (and most survivors) in paid status the full year, benefits are increased annually with the full COLA, except for those who (1) entered the armed services on or after August 1, 1986, and elected the \$30,000 Career Status Bonus or (2) entered on or after January 1, 2016 who declined the CSB and were granted a non-disability retirement. Benefits for these two groups are increased annually with a reduced COLA equal to the full COLA minus 1 percent (except if the full COLA is less than 1 percent). A one-time restoral is given to a reduced COLA recipient when the retiree is (or would have been) age 62. At this time, retired pay (or the survivor benefit if the retiree is deceased) is increased to the amount that would have been payable had full COLAs been in effect. After this restoral, annual reduced COLAs continue for those who elected the Career Status Bonus (group (1) above) and annual full COLAs continue for group (2) above.

Relationship with Department of Veterans Affairs Benefits

The Department of Veterans Affairs (VA) provides compensation for Service-connected and certain non-Service-connected disabilities. These VA benefits can be in place of or in combination with DoD retired pay, but through December 31, 2003, were not fully additive. Since VA benefits are exempt from federal income taxes, it is often to the advantage of a member to elect them. Through 2003, retired pay earned from DoD for military service was offset by any payment received from VA for a VA-rated disability. Beginning with the National Defense Authorization Act for FY 2004 (P.L. 108-136), a series of legislation has been enacted that increasingly reduces or eliminates the offset to military retired pay due to receipt of VA disability compensation. Members with a VA disability rating of 50% or greater who have at least 20 years of service will have their offset eliminated under the Concurrent Retirement and Disability Pay (CRDP) program. The CRDP program had a ten-year phase-in schedule that began in 2004. Members whose disability meets certain combat-related criteria can elect to receive payments against the offset under the Combat Related Special Compensation (CRSC) program. Under CRSC, members are not required to have at least 20 years of service (per P.L. 110-181), and are not required to have at least a 50% VA disability rating. Although CRSC amounts are calculated based on retired pay lost due to offset and are paid from the Military

Retirement Fund, CRSC is not technically considered retired pay. CRSC payments are tax exempt. A member may not participate in both the CRDP and CRSC programs simultaneously, but may change from one to the other during an annual "open season."

VA benefits also overlap survivor benefits through the Dependency and Indemnity Compensation (DIC) program. DIC is payable to survivors of veterans who die from Service-connected causes. Although SBP annuities are generally reduced by the amount of any DIC benefit, all SBP premiums relating to the reduction in benefits are returned to the survivor. The 2008 National Defense Authorization Act enacted, and the Family Smoking Prevention and Tobacco Control Act of 2009 (P.L. 111-31) revised, a temporary Special Survivor Indemnity Allowance (SSIA) that paid a monthly amount \$150 in FY 2014 (grading up to \$310 in FY 2017) to survivors with a DIC offset; the authority for the allowance is set to expire at the end of 2017.

Because of the "Sharp Case" ruling, the SBP benefit of survivors with entitlement to both DIC and SBP who remarry after age 57 is not reduced by DIC benefits received.

Interrelationship with Other Federal Service

For military retirement purposes, no credit is given for other federal service, except where cross-service transferability is allowed. Military service is generally creditable toward the federal civilian retirement systems if military retired pay is waived. However, a deposit (equal to a percentage of post-1956 basic pay) must be made to the Civil Service Retirement Fund in order to receive credit. Military service is not generally creditable under both systems (but is for reservists and certain disability retirees). Military retirees may qualify separately for Civil Service retirement and receive concurrent pay from both systems.

Relationship of Retired Pay to Military Compensation

Basic pay is the only element of military compensation upon which non-disability retired pay is based and entitlement is determined. Basic pay is the principal element of military compensation that all members receive, but it is not representative, for comparative purposes, of salary levels in the public and private sectors. Reasonable comparisons can be made to regular military compensation (RMC). RMC is the sum of (1) basic pay, (2) the housing allowance, which varies by grade, location, and dependency status, (3) the subsistence allowance and, (4) the tax advantages accruing to allowances because they are not subject to federal income tax. Basic pay represents approximately 68.8 percent of RMC for all retirement eligible members. For the 20-year retiree, basic pay is approximately 66.8 percent of RMC. Consequently, a member retired with 20-years of service and entitled to 50 percent of basic pay, would only receive 33.4 percent of RMC. For a 30-year retiree, basic pay is approximately 72.0 percent of RMC and such members would be entitled to 75% of basic pay or 54.0 percent of RMC. Public Law 109-364 allows certain members, retired since January 1, 2007, with greater than 30 years of service, to retire with entitlements exceeding 75 percent of basic pay. These relationships should be considered when military retired pay is compared to compensation under other retirement systems.

Social Security Benefits

Many military members and their families receive monthly benefits indexed to the CPI from Social Security. As full participants in the Social Security system, military personnel are in general entitled to the same benefits and are subject to the same eligibility criteria and rules as other employees. Details concerning the benefits are covered in other publications.

Beginning in 1946, Congress enacted a series of amendments to the Social Security Act that extended some benefits to military personnel and their survivors. These “gratuitous” benefits were reimbursed out of the general fund of the U.S. Treasury. The Servicemen’s and Veterans’ Survivor Benefits Act brought members of the military into the contributory Social Security system effective January 1, 1957.

For the Old Age, Survivors, and Disability Insurance (OASDI) program, military members must contribute the employee portion of the OASDI payroll tax, with the federal government contributing the matching employer contribution. Only the basic pay of a military member constitutes wages for Social Security purposes. One feature of OASDI unique to military personnel grants a noncontributory wage credit of (i) \$300 for each quarter between 1956 and 1978 in which such personnel received military wages and (ii) up to \$1,200 per year after 1977 (\$100 of credit for each \$300 of wages up to a maximum credit of \$1,200). The purpose of this credit is to take into account elements of compensation such as quarters and subsistence not included in wages for Social Security benefit calculation purposes. Under the 1983 Social Security amendments, the cost of the additional benefits resulting from the noncontributory wage credits for past service was met by a lump sum payment from general revenues, while the cost for future service will be met by payment of combined employer-employee tax on such credits as the service occurs. Payments for these wage credits ended in 2002.

Members of the military are also required to pay the Hospital Insurance (HI) payroll tax, with the federal government contributing the matching employer contribution. Medicare eligibility occurs at age 65, or earlier if the employee is disabled.

Number of Military Retirees Receiving Retired Pay by Year, 1900 - PRESENT

Year ¹	OFFICER						ENLISTED					
	Total	Total Officers	Army	Navy	Marine Corps	Air ⁴ Force	Veterans ² Admin	Total Enlisted	Army	Navy	Marine ³ Corps	Air ⁴ Force
1900	3,029	1,338	760	552	26			1,691	1,530	53	108	
01	3,327	1,385	784	573	28			1,942	1,760	75	107	
02	3,501	1,422	804	591	27			2,079	1,886	90	103	
03	3,693	1,463	836	601	26			2,230	2,018	105	107	
04	3,899	1,516	870	616	30			2,383	2,142	128	113	
1905	4,102	1,603	890	677	36			2,499	2,230	156	113	
06	4,250	1,656	918	701	37			2,594	2,317	173	104	
07	4,505	1,705	939	725	41			2,800	2,473	202	125	
08	4,826	1,765	970	750	45			3,061	2,647	240	174	
09	5,134	1,832	1,000	784	48			3,302	2,836	277	189	
1910	5,405	1,890	1,015	823	52			3,515	3,021	294	200	
11	5,680	1,928	1,007	865	56			3,752	3,222	320	210	
12	5,955	1,986	1,017	906	63			3,969	3,424	342	203	
13	6,210	2,027	1,030	932	65			4,183	3,589	371	223	
14	6,476	2,051	1,032	953	66			4,425	3,798	411	216	
1915	6,739	2,043	1,005	974	64			4,696	4,028	431	237	
16	6,911	2,063	1,017	983	63			4,848	4,154	472	222	
17	7,582	2,118	1,085	969	64			5,464	4,303	896	265	
18	8,151	2,073	1,083	928	62			6,078	4,460	1,348	270	
19	8,694	2,121	1,143	918	60			6,573	4,632	1,661	280	
1920	10,035	2,509	1,448	952	109			7,526	5,003	2,181	342	
21	11,296	2,813	1,661	1,026	126			8,438	5,384	2,688	411	
22	12,760	3,151	1,761	1,235	155			9,609	5,758	3,384	467	
23	17,185	3,759	2,275	1,312	172			13,426	6,237	6,476	713	
24	18,251	3,844	2,300	1,352	192			14,407	6,786	6,858	763	

Number of Military Retirees Receiving Retired Pay by Year, 1900 - PRESENT

Year ¹	OFFICER						ENLISTED					
	Total	Total Officers	Army	Navy	Marine Corps	Air ⁴ Force	Veterans ² Admin	Total Enlisted	Army	Navy	Marine ³ Corps	Air ⁴ Force
1925	19,369	3,911	2,316	1,401	194			15,458	7,337	7,300	821	
26	20,958	4,041	2,354	1,484	203			16,917	7,706	8,296	915	
27	22,636	4,165	2,400	1,554	211			18,471	8,128	9,335	1,008	
28	23,941	4,346	2,522	1,603	221			19,595	8,448	10,069	1,078	
29	29,510	8,813	2,691	1,649	230		4,243	20,697	8,784	10,767	1,146	
1930	32,838	10,862	2,811	1,723	245		6,083	21,976	9,066	11,705	1,205	
31	34,438	11,418	2,953	1,844	257		6,364	23,020	9,211	12,557	1,252	
32	35,686	11,707	3,088	1,932	272		6,415	23,979	9,450	13,238	1,291	
33	36,667	11,721	3,220	2,151	343		6,007	24,946	9,599	14,014	1,333	
34	34,546	7,693	3,397	2,375	355		1,566	26,853	9,946	15,480	1,427	
1935	37,437	8,512	3,862	2,544	419		1,677	28,925	10,308	17,090	1,527	
36	40,149	9,055	4,021	2,732	491		1,811	31,094	10,517	18,937	1,640	
37	42,307	9,601	4,185	2,935	540		1,841	32,806	10,646	20,437	1,723	
38	44,517	9,867	4,309	3,153	574		1,831	34,650	10,771	22,075	1,804	
39	47,195	10,219	4,475	3,304	627		1,813	36,976	11,025	24,061	1,890	
1940	48,374	10,697	4,661	3,586	666		1,784	37,677	11,099	24,884	1,694	
41	50,433	11,820	4,755	3,783	665		1,617	38,613	11,302	25,811	1,500	
42	51,230	12,634	5,333	3,978	657		2,646	38,596	11,855	25,313	1,428	
43	50,532	13,001	5,453	4,110	676		2,762	37,531	12,456	23,763	1,312	
44	53,403	14,943	5,912	4,324	732		3,975	38,460	14,146	23,022	1,292	
1945	64,456	23,777	6,604	4,871	776		11,526	40,679	15,498	23,782	1,399	
46	85,532	38,075	7,812	5,761	1,031		23,471	47,457	18,170	27,538	1,749	
47	103,314	49,645	9,525	9,989	1,153		28,978	53,669	22,400	29,214	2,055	
48	119,311	57,433	10,467	12,972	1,828		32,166	61,878	26,067	33,389	2,422	
49	124,864	61,026	12,930	13,514	1,951		32,631	63,838	26,476	34,798	2,564	

Number of Military Retirees Receiving Retired Pay by Year, 1900 - PRESENT

Year ¹	OFFICER							ENLISTED				
	Total	Total Officers	Army	Navy	Marine Corps	Air ⁴ Force	Veterans ² Admin	Total Enlisted	Army	Navy	Marine ³ Corps	Air ⁴ Force
1950	132,828	66,745	15,563	16,228	2,046		32,908	66,083	26,865	36,489	2,729	
51	135,498	70,841	41,413	17,169	2,135	8,198	1,926	64,657	23,572	32,815	2,878	5,392
52	143,107	73,294	42,597	18,173	2,238	8,576	1,710	69,813	25,680	34,308	3,891	5,934
53	155,892	76,891	43,949	19,931	2,428	9,006	1,577	79,001	28,003	39,297	4,250	7,451
54	169,574	81,382	45,602	21,477	2,668	9,803	1,832	88,192	29,684	44,854	5,069	8,585
1955	180,827	87,323	48,855	23,321	2,937	10,416	1,794	93,504	30,159	49,329	5,126	8,890
56	192,137	92,764	51,489	25,103	3,255	11,242	1,675	99,373	31,042	53,098	5,504	9,729
57	200,381	100,212	54,468	28,115	3,648	12,346	1,635	100,169	32,563	50,441	5,843	11,322
58	215,066	107,843	57,339	31,131	4,138	13,726	1,509	107,223	34,627	53,318	6,137	13,141
59	229,874	114,526	59,997	33,487	4,504	15,053	1,485	115,348	36,551	56,227	6,694	15,876
1960	255,089	122,373	63,353	35,961	4,913	16,752	1,394	132,716	38,963	65,569	7,976	20,208
61	291,268	136,405	70,688	38,330	5,400	20,693	1,294	154,683	44,473	74,389	9,173	26,648
62	326,687	147,997	76,142	40,299	5,965	24,385	1,206	178,690	50,593	83,945	10,501	33,651
63	379,639	163,424	83,664	42,622	6,547	29,461	1,130	216,215	64,549	93,856	11,594	46,216
64	431,608	178,818	89,287	45,502	7,176	35,794	1,059	252,790	77,329	103,587	13,202	58,672
1965	480,563	193,561	94,224	48,154	7,812	42,377	994	287,002	88,877	112,429	14,612	71,084
66	524,699	205,496	99,096	50,106	8,126	48,168		319,203	101,978	117,112	15,343	84,770
67	584,388	219,166	104,271	52,345	8,672	53,878		365,222	116,254	130,272	17,880	100,816
68	644,855	232,892	109,080	54,906	9,205	59,701		411,963	128,807	143,237	21,065	118,854
69	706,754	245,801	114,039	57,043	9,855	64,864		460,953	149,522	151,397	25,152	134,882
1970	764,898	263,422	119,291	60,352	10,644	73,135		501,476	162,697	158,697	28,548	151,534
71	822,635	280,817	125,291	63,664	11,625	80,237		541,818	172,362	167,032	31,330	171,094
72	880,664	294,214	130,613	65,864	12,244	85,493		586,450	182,237	175,106	33,789	195,318
73	935,272	306,426	134,527	68,104	12,852	90,943		628,846	193,147	180,672	35,809	219,218
74	989,834	318,587	138,796	70,514	13,560	95,717		671,247	203,589	188,994	38,349	240,315

Number of Military Retirees Receiving Retired Pay by Year, 1900 - PRESENT

Year ¹	OFFICER						ENLISTED					
	Total	Total Officers	Army	Navy	Marine Corps	Air ⁴ Force	Veterans ² Admin	Total Enlisted	Army	Navy	Marine ³ Corps	Air ⁴ Force
1975	1,043,923	330,024	142,636	72,972	14,116	100,300		713,899	211,395	199,409	39,694	263,401
76	1,096,184	344,940	149,337	75,729	14,808	105,066		751,244	220,428	210,070	41,643	279,103
77	1,155,353	362,708	157,012	78,638	15,985	111,073		792,645	233,427	219,200	42,863	297,155
78	1,192,055	375,839	161,393	81,449	16,989	116,008		816,216	239,039	226,264	43,837	307,076
79	1,228,494	389,808	166,590	83,947	17,874	121,397		838,686	246,193	230,831	44,544	317,118
1980	1,264,525	403,562	171,572	86,395	18,785	126,810		860,963	253,326	236,152	45,474	326,011
81	1,288,962	413,862	174,540	88,835	19,578	130,909		875,100	256,895	240,567	45,391	332,247
82	1,313,433	423,748	176,921	91,181	20,310	135,336		889,685	262,517	243,275	45,576	338,317
83	1,333,360	431,762	178,177	93,092	20,962	139,531		901,598	266,866	245,832	45,548	343,352
84	1,354,544	439,696	179,762	94,735	21,417	143,782		914,848	271,424	248,572	45,832	349,020
1985	1,373,767	445,325	180,536	96,285	21,730	146,774		928,442	276,424	251,299	46,174	354,545
86	1,390,481	449,313	181,370	97,720	22,092	148,131		941,168	280,999	254,160	46,788	359,221
87	1,405,919	453,096	182,154	98,679	22,344	149,919		952,823	285,268	256,999	47,244	363,312
88	1,427,100	458,189	183,335	99,760	22,710	152,384		968,911	290,811	260,590	47,925	369,585
89	1,450,929	465,009	185,614	101,053	23,298	155,044		985,920	296,346	264,803	48,849	375,922
1990	1,472,129	471,305	187,603	102,444	23,875	157,383		1,000,824	301,707	268,177	49,701	381,239
91	1,496,046	477,145	189,001	103,944	24,385	159,815		1,018,901	308,133	271,144	50,591	389,033
92	1,527,837	484,905	191,934	105,377	25,077	162,517		1,042,932	318,678	275,008	51,875	397,371
93	1,555,605	491,271	193,834	106,932	25,632	164,882		1,064,334	327,309	280,843	53,000	403,182
94	1,581,975	496,257	195,527	108,328	25,870	166,532		1,085,718	337,474	287,010	54,277	406,957
1995	1,603,108	498,734	194,732	110,177	26,304	167,521		1,104,374	342,007	292,173	55,842	414,352
96	1,622,176	500,660	195,012	111,067	26,715	167,866		1,121,516	348,950	296,402	57,094	419,070
97	1,644,124	502,855	195,423	111,782	27,116	168,534		1,141,269	356,739	301,121	58,257	425,152
98	1,667,473	504,923	195,855	112,550	27,462	169,056		1,162,550	365,389	306,410	59,438	431,313
99	1,687,056	506,485	195,884	113,315	27,787	169,499		1,180,571	372,287	312,121	60,549	435,614

Number of Military Retirees Receiving Retired Pay by Year, 1900 - PRESENT

Year ¹	OFFICER							ENLISTED				
	Total	Total Officers	Army	Navy	Marine Corps	Air ⁴ Force	Veterans ² Admin	Total Enlisted	Army	Navy	Marine ³ Corps	Air ⁴ Force
2000	1,701,218	507,080	195,816	113,748	28,115	169,401		1,194,138	377,392	316,589	61,404	438,753
01	1,713,409	506,919	195,257	144,170	28,410	169,082		1,206,490	381,202	320,319	62,336	442,633
02	1,713,343	504,870	194,370	114,226	28,601	167,673		1,208,473	383,189	321,734	62,720	440,830
03	1,722,266	504,714	194,001	114,391	28,665	167,655		1,217,554	385,658	324,543	63,022	444,351
04	1,791,554	508,947	196,708	114,968	29,167	168,104		1,282,607	413,740	339,536	66,326	463,005
2005	1,812,122	511,127	197,700	115,531	29,410	168,286		1,300,995	421,772	343,686	67,489	468,048
06	1,832,751	513,979	199,699	116,254	29,710	168,316		1,318,772	430,273	348,097	68,620	471,782
07	1,859,677	519,396	202,920	117,072	30,071	169,333		1,340,281	440,872	351,971	69,241	478,197
08	1,880,871	521,957	205,002	117,583	30,472	168,900		1,358,914	451,477	355,121	70,053	482,263
09	1,904,230	524,884	207,638	118,038	30,753	168,455		1,379,346	465,264	357,731	71,597	484,754
2010	1,917,242	525,494	208,943	118,250	30,868	167,433		1,391,748	474,168	359,123	72,150	486,307
11	1,932,928	526,552	210,069	118,220	31,031	167,232		1,406,376	483,690	359,801	72,695	490,190
12	1,944,049	527,943	211,226	118,841	31,237	166,639		1,416,106	492,366	359,648	73,142	490,950
13	1,957,453	529,194	212,698	118,940	31,762	165,794		1,428,259	503,986	359,490	74,438	490,345
14	1,970,816	532,471	214,643	119,141	32,209	166,478		1,438,345	512,538	358,359	75,772	491,676

FOOTNOTES TO NUMBER OF RETIRED MILITARY PERSONNEL BY YEAR, 1900 – PRESENT

1. Figures are as of June 30 in each year up to and including 1975, except that some of the figures for Navy and Marine Corps Officers are as of January 1. From 1976 on, figures are as of September 30.
2. Emergency Officers Retired List (WWI), Reserve Officers Retired List (WWII) and P.L. 262, 77th Congress. Responsibility for payment of retirement benefits to the Reserve Officers Retired List was transferred to the Army and Air Force effective July 1, 1950. Omitted after 1965.
3. Figures for 1910 and for 1917-1949, both inclusive, are wholly or partly estimated.
4. Prior to July 1, 1950, the retired Air Force personnel are included in the Army figures.

NOTES: Beginning with 1950 the figures represent the number of retired military personnel receiving retired pay. Before 1950, the figures may include personnel not receiving retired pay, particularly during the 1940s. Honorary retirements are excluded in all cases.

**Annual DoD Obligations for Military Retired or Retainer Pay
(Dollars in Thousands)**

1900 - Present

Fiscal Year	Total	Army	Navy	Marine Corps	Air Force
1900	\$ 3,514	\$ 2,217	\$ 1,217	\$ 80	
1905	4,955	3,172	1,673	110	
1910	7,892	5,179	2,442	271	
1915	9,639	5,846	3,459	334	
1920	10,584	5,500	4,598	486	
1925	24,877	14,634	9,159	1,084	
1930	34,345	19,242	13,583	1,520	
1935	41,109	20,862	18,157	2,090	
1940	65,969	25,568	35,269	3,132	
1945	57,443	37,000	17,453	2,990	
1950	229,966	106,649	111,968	11,349	
1952	330,597	167,346	117,695	12,995	32,561
1953	356,386	177,929	127,047	14,400	37,010
1954	386,298	188,000	141,207	15,539	41,552
1955	422,102	203,425	155,277	17,620	45,780
1956	478,932	227,250	179,064	20,022	52,596
1957	510,784	238,294	192,397	21,828	58,265
1958	560,962	256,870	212,074	24,552	67,466
1959	634,542	284,072	240,766	28,284	81,420
1960	692,922	299,916	264,013	31,818	97,175
1961	787,806	333,731	295,300	36,500	122,275
1962	895,854	375,782	322,458	41,141	156,473
1963	1,014,775	425,100	350,508	46,188	192,979
1964	1,211,215	500,976	398,444	53,945	257,850
1965	1,385,577	560,991	437,600	62,147	324,839
1966	1,592,352	636,148	483,792	69,212	403,200
1967	1,831,160	722,592	537,251	78,535	492,782
1968	2,093,477	800,026	602,932	91,541	590,978
1969	2,442,942	933,286	679,092	113,324	717,240
1970	2,853,234	1,074,963	769,146	136,948	872,177
1971	3,388,999	1,245,539	891,800	165,726	1,085,934
1972	3,889,115	1,409,277	995,823	192,700	1,291,315
1973	4,392,196	1,574,522	1,092,348	218,230	1,507,096
1974	5,136,897	1,818,052	1,254,221	258,824	1,805,800
1975	6,238,511	2,168,130	1,516,963	313,049	2,240,369
1976	7,300,051	2,501,331	1,777,600	367,210	2,653,910
1977	8,218,698	2,788,229	1,999,560	416,674	3,014,235
1978	9,173,164	3,086,445	2,238,600	468,116	3,380,003
1979	10,282,047	3,450,391	2,504,924	527,412	3,799,320
1980	11,919,617	3,990,756	2,894,100	612,924	4,421,837

**Annual DoD Obligations for Military Retired or Retainer Pay
(Dollars in Thousands)**

1900 - Present

Fiscal Year	Total	Army	Navy	Marine Corps	Air Force
1981	\$ 13,724,427	\$ 4,583,750	\$ 3,335,100	\$ 707,681	\$ 5,097,896
1982	14,940,475	4,974,984	3,627,900	771,442	5,566,149
1983	15,931,850	5,294,435	3,870,100	820,563	5,946,752
1984	16,493,988	5,477,061	3,995,100	849,910	6,171,917
1985	17,241,241	5,695,317	4,172,699	889,000	6,484,225
1986	17,622,953	5,806,086	4,272,803	908,571	6,635,493
1987	18,100,425	5,952,632	4,396,479	934,132	6,817,182
1988	19,085,705	6,261,152	4,639,317	982,818	7,202,418
1989	20,259,560	6,633,319	4,932,782	1,047,391	7,646,068
1990	21,645,293	7,076,769	5,275,996	1,125,336	8,167,192
1991	23,221,989	7,566,948	5,661,326	1,234,924	8,758,791
1992	24,573,765	8,007,994	5,982,002	1,294,862	9,288,907
1993	25,812,350	8,468,741	6,260,869	1,366,595	9,716,145
1994	26,799,869	8,784,775	6,533,109	1,427,402	10,054,583
1995	27,896,463	9,125,187	6,833,254	1,501,524	10,436,498
1996	28,974,224	9,467,427	7,126,427	1,569,271	10,811,099
1997	30,240,029	9,877,388	7,438,401	1,651,076	11,273,164
1998	31,206,731	10,182,229	7,689,570	1,718,215	11,616,716
1999	31,912,636	10,391,440	7,893,634	1,771,801	11,855,760
2000	32,857,908	10,698,156	8,153,943	1,839,517	12,166,292
2001	34,154,145	11,098,170	8,497,249	1,928,073	12,630,653
2002	35,137,252	11,394,374	8,778,453	1,999,447	12,964,978
2003	35,443,953	11,440,283	8,887,387	2,023,540	13,092,743
2004	36,895,426	11,962,861	9,252,999	2,119,208	13,560,359
2005	38,790,217	12,697,671	9,673,766	2,239,588	14,179,192
2006	41,130,056	13,523,091	10,240,651	2,384,599	14,981,715
2007	43,573,120	14,409,757	10,817,974	2,529,997	15,815,391
2008	45,656,789	15,193,816	11,290,806	2,657,903	16,514,264
2009	49,163,371	16,491,552	12,118,182	2,868,226	17,685,410
2010	50,116,869	16,914,894	12,340,677	2,931,854	17,929,444
2011	50,647,676	17,175,803	12,435,205	2,967,838	18,068,831
2012	52,610,621	17,933,489	12,871,136	3,086,070	18,719,926
2013	54,000,852	18,546,725	13,187,608	3,185,349	19,081,170
2014	55,134,634	19,069,310	13,403,185	3,285,506	19,376,633

NOTES: Navy and Marine Corps figures for 1920-1935 have been estimated.
Prior to July 1, 1950, Air Force figures are included with Army.
Survivor payments are included.
Payments from Department of Veterans Affairs are not included.

ARMY Obligations and Expenditures for Military Retirees and Survivors as of September 30, 2014

	NUMBER AT END SEPT - 2014	OBLIGATIONS			EXPENDITURES		
		DOLLARS OBLIGATED IN SEPT - 2014	AVERAGE SEPT - 2014 DOLLARS	FISCAL YEAR SEPT - 2014 DOLLARS	DOLLARS EXPENDED IN SEPT - 2014	AVERAGE SEPT - 2014 DOLLARS	FISCAL YEAR To SEPT - 2014 DOLLARS
TOTAL RETIREES (INCLUDING RESERVE)	727,181	\$1,478,965,975	\$2,034	\$17,576,493,314	\$1,476,409,637	\$2,034	\$17,533,532,003
OFFICERS	214,643	\$686,627,830	\$3,199	\$8,159,303,828	\$685,295,231	\$3,197	\$8,139,144,913
ENLISTED	512,538	\$792,338,145	\$1,546	\$9,417,189,485	\$791,114,406	\$1,547	\$9,394,387,090
NON-DISABLED (INCLUDING RESERVE)	668,547	\$1,418,351,322	\$2,122	\$16,876,979,029	\$1,415,781,407	\$2,120	\$16,837,889,431
REGULAR OFFICERS	97,427	\$421,986,744	\$4,331	\$5,001,395,437	\$420,762,669	\$4,329	\$4,986,525,779
NON-REGULAR OFFICERS	108,161	\$244,099,413	\$2,257	\$2,918,418,606	\$244,080,950	\$2,256	\$2,914,296,975
TOTAL OFFICERS	205,588	\$666,086,157	\$3,240	\$7,919,814,044	\$664,843,618	\$3,237	\$7,900,822,754
REGULAR ENLISTED	302,416	\$581,963,613	\$1,924	\$6,960,730,252	\$581,417,247	\$1,923	\$6,950,590,210
NON-REGULAR ENLISTED	160,543	\$170,301,552	\$1,061	\$1,996,434,733	\$169,520,542	\$1,059	\$1,986,476,468
TOTAL ENLISTED	462,959	\$752,265,165	\$1,625	\$8,957,164,985	\$750,937,789	\$1,624	\$8,937,066,677
NON-DISABLED (EXCLUDING RESERVE)	456,814	\$1,170,883,332	\$2,563	\$13,944,018,438	\$1,168,783,543	\$2,561	\$13,913,784,250
OFFICERS	128,862	\$529,406,803	\$4,108	\$6,293,180,120	\$528,303,492	\$4,106	\$6,277,921,310
ENLISTED	327,952	\$641,476,529	\$1,956	\$7,650,838,318	\$640,480,052	\$1,954	\$7,635,862,939
RESERVE RETIRED	211,733	\$247,467,991	\$1,169	\$2,932,960,591	\$246,997,864	\$1,168	\$2,924,105,181
NON-REGULAR OFFICERS	76,726	\$136,679,354	\$1,781	\$1,626,633,924	\$136,540,127	\$1,780	\$1,622,901,443
NON-REGULAR ENLISTED	135,007	\$110,788,636	\$821	\$1,306,326,667	\$110,457,737	\$820	\$1,301,203,738
TEMPORARY DISABLED	9,311	\$8,298,414	\$891	\$100,681,974	\$8,513,377	\$910	\$101,107,206
REGULAR OFFICERS	499	\$1,063,946	\$2,132	\$11,934,489	\$1,044,431	\$2,127	\$11,761,334
NON-REGULAR OFFICERS	267	\$669,867	\$2,509	\$7,813,687	\$684,904	\$2,546	\$7,741,171
REGULAR ENLISTED	6,962	\$5,071,434	\$728	\$62,166,178	\$5,281,352	\$751	\$62,637,197
NON-REGULAR ENLISTED	1,583	\$1,493,167	\$943	\$18,767,620	\$1,502,690	\$958	\$18,967,503
PERMANENT DISABLED	49,323	\$52,316,239	\$1,061	\$598,832,310	\$52,114,853	\$1,068	\$594,535,366
REGULAR OFFICERS	3,663	\$9,630,888	\$2,629	\$111,474,433	\$9,540,858	\$2,640	\$110,874,877
NON-REGULAR OFFICERS	4,626	\$9,176,972	\$1,984	\$108,267,175	\$9,181,420	\$1,991	\$107,944,777
REGULAR ENLISTED	30,470	\$25,021,007	\$821	\$287,801,211	\$25,023,597	\$830	\$286,241,682
NON-REGULAR ENLISTED	10,564	\$8,487,371	\$803	\$91,289,492	\$8,368,978	\$804	\$89,474,030
TEMPORARY&PERMANENT DISABLED	58,634	\$60,614,653	\$1,034	\$699,514,285	\$60,628,230	\$1,043	\$695,642,572
OFFICERS	9,055	\$20,541,673	\$2,269	\$239,489,784	\$20,451,613	\$2,276	\$238,322,160
ENLISTED	49,579	\$40,072,980	\$808	\$460,024,500	\$40,176,617	\$817	\$457,320,412
SURVIVORS	136,689	\$124,046,719	\$908	\$1,492,816,591	\$124,093,047	\$908	\$1,490,749,570
SURVIVOR BENEFIT PLAN (SBP)	104,417	\$111,040,967	\$1,063	\$1,338,417,181	\$111,102,395	\$1,064	\$1,338,522,059
RESERVE SBP (RC-SBP)	7,109	\$3,748,927	\$527	\$44,775,296	\$3,745,853	\$527	\$44,706,525
DEATH ON ACTIVE DUTY	5,947	\$4,318,555	\$726	\$50,964,258	\$4,309,587	\$724	\$50,755,296
ACMSS	359	\$88,260	\$246	\$1,041,578	\$88,077	\$245	\$1,037,308
TOTAL SBP	117,832	\$119,196,709	\$1,012	\$1,435,198,314	\$119,245,911	\$1,012	\$1,435,021,188
RSFPP (OLD PLAN)	1,493	\$365,476	\$245	\$4,573,709	\$366,127	\$244	\$4,609,145
SPEC SURV INDEMNITY ALLOWANCE (SSIA)	29,730	\$4,459,500	\$150	\$52,746,150	\$4,447,115	\$150	\$50,821,080
SBP GUARANTEED MIN. INCOME	40	\$25,034	\$626	\$298,418	\$24,936	\$626	\$298,157
GRAND TOTAL	863,870	\$1,603,012,695	\$1,856	\$19,069,309,905	\$1,600,502,684	\$1,856	\$19,024,281,573

EXPENDITURES ARE ESTIMATED BY SETTING CURRENT MONTH EXPENDITURES EQUAL TO THE PREVIOUS MONTH OBLIGATIONS. ACMSS DOLLAR AMOUNTS ARE ESTIMATED. THERE ARE 879 SURVIVORS RECEIVING BOTH RSFPP AND SBP. THEY ARE COUNTED IN EACH BENEFIT PLAN, BUT ONLY ONCE IN THE TOTAL SURVIVORS AND IN THE GRAND TOTAL. SSIA SURVIVORS ARE SPLIT BETWEEN 11,527 SURVIVORS WHO ARE ALSO RECEIVING SBP AND 18,203 WHOSE SBP IS FULLY OFFSET BY DIC.

NAVY Obligations and Expenditures for Military Retirees and Survivors as of September 30, 2014

	NUMBER AT END SEPT - 2014	OBLIGATIONS			EXPENDITURES		
		DOLLARS OBLIGATED IN SEPT - 2014	AVERAGE SEPT - 2014 DOLLARS	FISCAL YEAR SEPT - 2014 DOLLARS	DOLLARS EXPENDED IN SEPT - 2014	AVERAGE SEPT - 2014 DOLLARS	FISCAL YEAR To SEPT - 2014 DOLLARS
TOTAL RETIREES (INCLUDING RESERVE)	477,500	\$1,047,637,652	\$2,194	\$12,528,066,698	\$1,046,698,561	\$2,193	\$12,510,977,913
OFFICERS	119,141	\$433,569,572	\$3,639	\$5,177,394,553	\$432,808,024	\$3,637	\$5,168,986,756
ENLISTED	358,359	\$614,068,080	\$1,714	\$7,350,672,145	\$613,890,537	\$1,713	\$7,341,991,158
NON-DISABLED (INCLUDING RESERVE)	458,743	\$1,023,095,045	\$2,230	\$12,229,452,624	\$1,022,034,491	\$2,229	\$12,211,739,149
REGULAR OFFICERS	77,598	\$341,156,258	\$4,396	\$4,079,394,306	\$340,657,778	\$4,395	\$4,073,768,988
NON-REGULAR OFFICERS	38,432	\$84,175,279	\$2,190	\$997,726,364	\$83,898,535	\$2,187	\$994,730,448
TOTAL OFFICERS	116,030	\$425,331,537	\$3,666	\$5,077,120,670	\$424,556,313	\$3,664	\$5,068,499,436
REGULAR ENLISTED	293,043	\$541,548,159	\$1,848	\$6,483,444,038	\$541,316,501	\$1,847	\$6,475,981,005
NON-REGULAR ENLISTED	49,670	\$56,215,348	\$1,132	\$668,887,917	\$56,161,677	\$1,132	\$667,258,709
TOTAL ENLISTED	342,713	\$597,763,507	\$1,744	\$7,152,331,954	\$597,478,178	\$1,744	\$7,143,239,714
NON-DISABLED (EXCLUDING RESERVE)	391,719	\$931,339,512	\$2,378	\$11,143,236,099	\$930,512,170	\$2,376	\$11,129,121,933
OFFICERS	82,423	\$360,891,641	\$4,379	\$4,315,381,183	\$360,323,204	\$4,377	\$4,309,453,358
ENLISTED	309,296	\$570,447,871	\$1,844	\$6,827,854,916	\$570,188,965	\$1,844	\$6,819,668,575
RESERVE RETIRED	67,024	\$91,755,532	\$1,369	\$1,086,216,525	\$91,522,321	\$1,367	\$1,082,617,217
NON-REGULAR OFFICERS	33,607	\$64,439,896	\$1,917	\$761,739,487	\$64,233,109	\$1,914	\$759,046,078
NON-REGULAR ENLISTED	33,417	\$27,315,636	\$817	\$324,477,038	\$27,289,213	\$817	\$323,571,139
TEMPORARY DISABLED	1,242	\$933,978	\$752	\$12,064,087	\$959,622	\$770	\$12,288,931
REGULAR OFFICERS	146	\$240,986	\$1,651	\$3,222,468	\$247,976	\$1,642	\$3,269,585
NON-REGULAR OFFICERS	12	\$27,897	\$2,325	\$346,079	\$27,598	\$2,300	\$348,805
REGULAR ENLISTED	1,014	\$611,505	\$603	\$7,803,566	\$625,466	\$616	\$7,969,654
NON-REGULAR ENLISTED	70	\$53,590	\$766	\$691,973	\$58,583	\$849	\$700,887
PERMANENT DISABLED	17,515	\$23,608,629	\$1,348	\$286,549,986	\$23,704,448	\$1,349	\$286,949,833
REGULAR OFFICERS	2,191	\$6,637,652	\$3,030	\$80,502,755	\$6,638,639	\$3,037	\$80,628,687
NON-REGULAR OFFICERS	762	\$1,331,500	\$1,747	\$16,202,581	\$1,337,499	\$1,751	\$16,240,243
REGULAR ENLISTED	13,677	\$14,892,614	\$1,089	\$180,787,401	\$14,974,986	\$1,091	\$181,026,048
NON-REGULAR ENLISTED	885	\$746,863	\$844	\$9,057,250	\$753,325	\$845	\$9,054,854
TEMPORARY&PERMANENT DISABLED	18,757	\$24,542,607	\$1,308	\$298,614,074	\$24,664,070	\$1,311	\$299,238,764
OFFICERS	3,111	\$8,238,034	\$2,648	\$100,273,883	\$8,251,711	\$2,651	\$100,487,320
ENLISTED	15,646	\$16,304,573	\$1,042	\$198,340,190	\$16,412,359	\$1,045	\$198,751,444
SURVIVORS	72,007	\$72,782,705	\$1,011	\$875,118,337	\$72,864,680	\$1,011	\$874,117,438
SURVIVOR BENEFIT PLAN (SBP)	62,118	\$68,588,390	\$1,104	\$825,263,691	\$68,673,602	\$1,104	\$824,924,860
RESERVE SBP (RC-SBP)	1,335	\$924,746	\$693	\$11,129,863	\$925,430	\$693	\$11,124,113
DEATH ON ACTIVE DUTY	1,687	\$1,425,730	\$845	\$16,775,321	\$1,419,796	\$841	\$16,696,325
ACMSS	191	\$46,957	\$246	\$552,506	\$46,762	\$244	\$549,904
TOTAL SBP	65,331	\$70,985,823	\$1,087	\$853,721,381	\$71,065,590	\$1,087	\$853,295,202
RSFPP (OLD PLAN)	1,842	\$396,411	\$215	\$4,887,355	\$399,785	\$216	\$4,905,505
SPEC SURV INDEMNITY ALLOWANCE (SSIA)	9,149	\$1,372,350	\$150	\$16,172,850	\$1,369,540	\$150	\$15,578,760
SBP GUARANTEED MIN. INCOME	42	\$28,121	\$670	\$336,751	\$27,921	\$669	\$337,971
GRAND TOTAL	549,507	\$1,120,420,357	\$2,039	\$13,403,185,035	\$1,119,563,241	\$2,038	\$13,385,095,351

EXPENDITURES ARE ESTIMATED BY SETTING CURRENT MONTH EXPENDITURES EQUAL TO THE PREVIOUS MONTH OBLIGATIONS. ACMSS DOLLAR AMOUNTS ARE ESTIMATED. THERE ARE 1,039 SURVIVORS RECEIVING BOTH RSFPP AND SBP. THEY ARE COUNTED IN EACH BENEFIT PLAN, BUT ONLY ONCE IN THE TOTAL SURVIVORS AND IN THE GRAND TOTAL. SSIA SURVIVORS ARE SPLIT BETWEEN 3,318 SURVIVORS WHO ARE ALSO RECEIVING SBP AND 5,831 WHOSE SBP IS FULLY OFFSET BY DIC.

MARINE CORPS Obligations and Expenditures for Military Retirees and Survivors as of September 30, 2014

	NUMBER AT END SEPT - 2014	OBLIGATIONS			EXPENDITURES		
		DOLLARS OBLIGATED IN SEPT - 2014	AVERAGE SEPT - 2014 DOLLARS	FISCAL YEAR SEPT - 2014 DOLLARS	DOLLARS EXPENDED IN SEPT - 2014	AVERAGE SEPT - 2014 DOLLARS	FISCAL YEAR To SEPT - 2014 DOLLARS
TOTAL RETIREES (INCLUDING RESERVE)	107,981	\$262,131,700	\$2,428	\$3,110,721,769	\$261,188,773	\$2,429	\$3,102,915,755
OFFICERS	32,209	\$118,562,468	\$3,681	\$1,407,526,047	\$118,040,566	\$3,680	\$1,404,126,638
ENLISTED	75,772	\$143,569,232	\$1,895	\$1,703,195,722	\$143,148,207	\$1,897	\$1,698,789,118
NON-DISABLED (INCLUDING RESERVE)	96,401	\$251,441,452	\$2,608	\$2,982,719,200	\$250,406,380	\$2,609	\$2,975,040,126
REGULAR OFFICERS	24,816	\$101,088,301	\$4,074	\$1,199,789,724	\$100,562,851	\$4,075	\$1,196,985,085
NON-REGULAR OFFICERS	5,873	\$13,729,687	\$2,338	\$162,121,605	\$13,698,810	\$2,335	\$161,478,398
TOTAL OFFICERS	30,689	\$114,817,988	\$3,741	\$1,361,911,329	\$114,261,661	\$3,741	\$1,358,463,483
REGULAR ENLISTED	61,570	\$131,025,440	\$2,128	\$1,554,657,730	\$130,572,573	\$2,130	\$1,550,670,046
NON-REGULAR ENLISTED	4,142	\$5,598,024	\$1,352	\$66,150,140	\$5,572,146	\$1,349	\$65,906,597
TOTAL ENLISTED	65,712	\$136,623,464	\$2,079	\$1,620,807,870	\$136,144,719	\$2,081	\$1,616,576,643
NON-DISABLED (EXCLUDING RESERVE)	88,501	\$238,697,367	\$2,697	\$2,832,220,401	\$237,691,776	\$2,698	\$2,825,137,737
OFFICERS	25,810	\$105,334,490	\$4,081	\$1,250,149,469	\$104,800,402	\$4,083	\$1,247,192,959
ENLISTED	62,691	\$133,362,878	\$2,127	\$1,582,070,931	\$132,891,374	\$2,129	\$1,577,944,779
RESERVE RETIRED	7,900	\$12,744,085	\$1,613	\$150,498,799	\$12,714,604	\$1,611	\$149,902,389
NON-REGULAR OFFICERS	4,879	\$9,483,499	\$1,944	\$111,761,860	\$9,461,259	\$1,941	\$111,270,524
NON-REGULAR ENLISTED	3,021	\$3,260,586	\$1,079	\$38,736,939	\$3,253,346	\$1,078	\$38,631,865
TEMPORARY DISABLED	1,551	\$968,321	\$624	\$12,019,813	\$1,049,148	\$664	\$12,059,629
REGULAR OFFICERS	79	\$122,377	\$1,549	\$1,685,217	\$135,694	\$1,615	\$1,704,955
NON-REGULAR OFFICERS	12	\$24,751	\$2,063	\$298,141	\$24,751	\$2,063	\$295,951
REGULAR ENLISTED	1,363	\$755,502	\$554	\$9,125,618	\$810,823	\$587	\$9,135,104
NON-REGULAR ENLISTED	97	\$65,692	\$677	\$910,837	\$77,881	\$749	\$923,619
PERMANENT DISABLED	10,029	\$9,721,926	\$969	\$115,982,757	\$9,733,244	\$977	\$115,816,000
REGULAR OFFICERS	1,096	\$3,017,448	\$2,753	\$36,456,133	\$3,034,605	\$2,766	\$36,468,595
NON-REGULAR OFFICERS	333	\$579,904	\$1,741	\$7,175,226	\$583,855	\$1,743	\$7,193,654
REGULAR ENLISTED	8,216	\$5,919,403	\$720	\$70,079,443	\$5,916,431	\$725	\$69,911,684
NON-REGULAR ENLISTED	384	\$205,171	\$534	\$2,271,954	\$198,352	\$535	\$2,242,068
TEMPORARY&PERMANENT DISABLED	11,580	\$10,690,247	\$923	\$128,002,570	\$10,782,392	\$934	\$127,875,629
OFFICERS	1,520	\$3,744,479	\$2,463	\$45,614,718	\$3,778,905	\$2,473	\$45,663,155
ENLISTED	10,060	\$6,945,768	\$690	\$82,387,852	\$7,003,487	\$699	\$82,212,475
SURVIVORS	13,305	\$14,571,931	\$1,095	\$174,784,429	\$14,563,655	\$1,096	\$174,433,727
SURVIVOR BENEFIT PLAN (SBP)	10,336	\$13,204,382	\$1,278	\$158,603,857	\$13,197,497	\$1,277	\$158,491,661
RESERVE SBP (RC-SBP)	208	\$171,477	\$824	\$2,041,084	\$172,231	\$824	\$2,032,962
DEATH ON ACTIVE DUTY	876	\$664,589	\$759	\$7,870,654	\$661,214	\$760	\$7,846,286
ACMSS	29	\$7,130	\$246	\$84,436	\$7,093	\$244	\$84,174
TOTAL SBP	11,449	\$14,047,578	\$1,227	\$168,600,030	\$14,038,036	\$1,227	\$168,455,084
RSFPP (OLD PLAN)	303	\$71,397	\$236	\$878,147	\$71,437	\$235	\$881,097
SPEC SURV INDEMNITY ALLOWANCE (SSIA)	3,015	\$452,250	\$150	\$5,291,550	\$452,185	\$150	\$5,082,240
SBP GUARANTEED MIN. INCOME	1	\$707	\$707	\$14,702	\$707	\$707	\$15,307
GRAND TOTAL	121,286	\$276,703,631	\$2,281	\$3,285,506,198	\$275,752,427	\$2,282	\$3,277,349,483

EXPENDITURES ARE ESTIMATED BY SETTING CURRENT MONTH EXPENDITURES EQUAL TO THE PREVIOUS MONTH OBLIGATIONS. ACMSS DOLLAR AMOUNTS ARE ESTIMATED. THERE ARE 155 SURVIVORS RECEIVING BOTH RSFPP AND SBP. THEY ARE COUNTED IN EACH BENEFIT PLAN, BUT ONLY ONCE IN THE TOTAL SURVIVORS AND IN THE GRAND TOTAL. SSIA SURVIVORS ARE SPLIT BETWEEN 1,308 SURVIVORS WHO ARE ALSO RECEIVING SBP AND 1,707 WHOSE SBP IS FULLY OFFSET BY DIC.

AIR FORCE Obligations and Expenditures for Military Retirees and Survivors as of September 30, 2014

	NUMBER AT END SEPT - 2014	OBLIGATIONS			EXPENDITURES		
		DOLLARS OBLIGATED IN SEPT - 2014	AVERAGE SEPT - 2014 DOLLARS	FISCAL YEAR SEPT - 2014 DOLLARS	DOLLARS EXPENDED IN SEPT - 2014	AVERAGE SEPT - 2014 DOLLARS	FISCAL YEAR To SEPT - 2014 DOLLARS
TOTAL RETIREES (INCLUDING RESERVE)	658,154	\$1,510,457,792	\$2,295	\$18,008,339,133	\$1,507,369,406	\$2,293	\$17,979,352,844
OFFICERS	166,478	\$635,528,780	\$3,817	\$7,562,447,703	\$633,163,413	\$3,813	\$7,548,942,086
ENLISTED	491,676	\$874,929,013	\$1,779	\$10,445,891,430	\$874,205,993	\$1,779	\$10,430,410,758
NON-DISABLED (INCLUDING RESERVE)	639,374	\$1,482,936,058	\$2,319	\$17,674,518,758	\$1,479,811,005	\$2,317	\$17,644,968,873
REGULAR OFFICERS	109,253	\$481,628,470	\$4,408	\$5,712,682,134	\$479,179,791	\$4,406	\$5,699,899,595
NON-REGULAR OFFICERS	53,118	\$142,623,502	\$2,685	\$1,711,574,954	\$142,667,269	\$2,683	\$1,710,377,415
TOTAL OFFICERS	162,371	\$624,251,972	\$3,845	\$7,424,257,088	\$621,847,060	\$3,840	\$7,410,277,010
REGULAR ENLISTED	395,892	\$759,747,224	\$1,919	\$9,088,190,448	\$759,357,279	\$1,919	\$9,078,192,395
NON-REGULAR ENLISTED	81,111	\$98,936,863	\$1,220	\$1,162,071,222	\$98,606,667	\$1,219	\$1,156,499,468
TOTAL ENLISTED	477,003	\$858,684,086	\$1,800	\$10,250,261,670	\$857,963,946	\$1,800	\$10,234,691,863
NON-DISABLED (EXCLUDING RESERVE)	536,281	\$1,341,299,676	\$2,501	\$15,998,002,782	\$1,338,480,855	\$2,499	\$15,973,958,350
OFFICERS	128,222	\$552,937,897	\$4,312	\$6,576,980,480	\$550,662,151	\$4,309	\$6,565,143,772
ENLISTED	408,059	\$788,361,779	\$1,932	\$9,421,022,302	\$787,818,704	\$1,932	\$9,408,814,578
RESERVE RETIRED	103,093	\$141,636,382	\$1,374	\$1,676,515,976	\$141,330,150	\$1,373	\$1,671,010,523
NON-REGULAR OFFICERS	34,149	\$71,314,075	\$2,088	\$847,276,608	\$71,184,909	\$2,085	\$845,133,238
NON-REGULAR ENLISTED	68,944	\$70,322,307	\$1,020	\$829,239,368	\$70,145,241	\$1,019	\$825,877,285
TEMPORARY DISABLED	704	\$657,397	\$934	\$8,367,034	\$656,887	\$924	\$8,541,436
REGULAR OFFICERS	79	\$153,309	\$1,941	\$1,600,005	\$143,018	\$1,907	\$1,589,145
NON-REGULAR OFFICERS	9	\$23,431	\$2,603	\$330,121	\$28,682	\$2,607	\$340,386
REGULAR ENLISTED	523	\$378,661	\$724	\$5,105,931	\$382,092	\$720	\$5,245,111
NON-REGULAR ENLISTED	93	\$101,996	\$1,097	\$1,330,977	\$103,095	\$1,097	\$1,366,794
PERMANENT DISABLED	18,076	\$26,864,337	\$1,486	\$325,453,341	\$26,901,514	\$1,492	\$325,842,535
REGULAR OFFICERS	2,338	\$7,246,215	\$3,099	\$88,240,629	\$7,261,506	\$3,117	\$88,418,523
NON-REGULAR OFFICERS	1,681	\$3,853,853	\$2,293	\$48,019,860	\$3,883,149	\$2,303	\$48,317,022
REGULAR ENLISTED	12,807	\$14,241,866	\$1,112	\$171,957,949	\$14,268,953	\$1,116	\$172,025,170
NON-REGULAR ENLISTED	1,250	\$1,522,403	\$1,218	\$17,234,903	\$1,487,907	\$1,212	\$17,081,819
TEMPORARY&PERMANENT DISABLED	18,780	\$27,521,734	\$1,465	\$333,820,375	\$27,558,401	\$1,471	\$334,383,971
OFFICERS	4,107	\$11,276,808	\$2,746	\$138,190,615	\$11,316,354	\$2,759	\$138,665,076
ENLISTED	14,673	\$16,244,926	\$1,107	\$195,629,760	\$16,242,047	\$1,110	\$195,718,894
SURVIVORS	105,072	\$114,095,413	\$1,086	\$1,368,293,462	\$114,111,590	\$1,087	\$1,365,900,406
SURVIVOR BENEFIT PLAN (SBP)	86,569	\$106,618,324	\$1,232	\$1,278,513,916	\$106,633,281	\$1,232	\$1,277,400,540
RESERVE SBP (RC-SBP)	2,770	\$1,870,904	\$675	\$22,278,771	\$1,867,259	\$675	\$22,223,856
DEATH ON ACTIVE DUTY	1,846	\$1,659,207	\$899	\$19,955,083	\$1,656,263	\$901	\$19,933,786
ACMSS	199	\$48,896	\$246	\$588,061	\$48,809	\$245	\$587,434
TOTAL SBP	91,384	\$110,197,331	\$1,206	\$1,321,335,831	\$110,205,611	\$1,206	\$1,320,145,616
RSFPP (OLD PLAN)	3,594	\$864,215	\$240	\$10,839,120	\$871,333	\$242	\$10,904,022
SPEC SURV INDEMNITY ALLOWANCE (SSIA)	20,200	\$3,030,000	\$150	\$36,072,225	\$3,027,918	\$150	\$34,804,545
SBP GUARANTEED MIN. INCOME	6	\$3,868	\$645	\$46,286	\$3,868	\$645	\$46,223
GRAND TOTAL	763,226	\$1,624,553,205	\$2,129	\$19,376,632,596	\$1,621,480,996	\$2,127	\$19,345,253,250

EXPENDITURES ARE ESTIMATED BY SETTING CURRENT MONTH EXPENDITURES EQUAL TO THE PREVIOUS MONTH OBLIGATIONS. ACMSS DOLLAR AMOUNTS ARE ESTIMATED. THERE ARE 1,856 SURVIVORS RECEIVING BOTH RSFPP AND SBP. THEY ARE COUNTED IN EACH BENEFIT PLAN, BUT ONLY ONCE IN THE TOTAL SURVIVORS AND IN THE GRAND TOTAL. SSIA SURVIVORS ARE SPLIT BETWEEN 8,256 SURVIVORS WHO ARE ALSO RECEIVING SBP AND 11,944 WHOSE SBP IS FULLY OFFSET BY DIC.

DOD Obligations and Expenditures for Military Retirees and Survivors as of September 30, 2014

	NUMBER AT END SEPT - 2014	OBLIGATIONS			EXPENDITURES		
		DOLLARS OBLIGATED IN SEPT - 2014	AVERAGE SEPT - 2014 DOLLARS	FISCAL YEAR SEPT - 2014 DOLLARS	DOLLARS EXPENDED IN SEPT - 2014	AVERAGE SEPT - 2014 DOLLARS	FISCAL YEAR To SEPT - 2014 DOLLARS
TOTAL RETIREES (INCLUDING RESERVE)	1,970,816	\$4,299,193,119	\$2,181	\$51,223,620,914	\$4,291,666,376	\$2,181	\$51,126,778,515
OFFICERS	532,471	\$1,874,288,650	\$3,520	\$22,306,672,132	\$1,869,307,234	\$3,517	\$22,261,200,393
ENLISTED	1,438,345	\$2,424,904,469	\$1,686	\$28,916,948,783	\$2,422,359,142	\$1,686	\$28,865,578,122
NON-DISABLED (INCLUDING RESERVE)	1,863,065	\$4,175,823,877	\$2,241	\$49,763,669,611	\$4,168,033,283	\$2,240	\$49,669,637,579
REGULAR OFFICERS	309,094	\$1,345,859,773	\$4,354	\$15,993,261,602	\$1,341,163,088	\$4,352	\$15,957,179,446
NON-REGULAR OFFICERS	205,584	\$484,627,882	\$2,357	\$5,789,841,530	\$484,345,564	\$2,356	\$5,780,883,236
TOTAL OFFICERS	514,678	\$1,830,487,655	\$3,557	\$21,783,103,131	\$1,825,508,652	\$3,553	\$21,738,062,682
REGULAR ENLISTED	1,052,921	\$2,014,284,436	\$1,913	\$24,087,022,468	\$2,012,663,600	\$1,912	\$24,055,433,656
NON-REGULAR ENLISTED	295,466	\$331,051,787	\$1,120	\$3,893,544,012	\$329,861,032	\$1,119	\$3,876,141,241
TOTAL ENLISTED	1,348,387	\$2,345,336,222	\$1,739	\$27,980,566,480	\$2,342,524,631	\$1,739	\$27,931,574,897
NON-DISABLED (EXCLUDING RESERVE)	1,473,315	\$3,682,219,887	\$2,499	\$43,917,477,720	\$3,675,468,344	\$2,497	\$43,842,002,270
OFFICERS	365,317	\$1,548,570,831	\$4,239	\$18,435,691,252	\$1,544,089,249	\$4,237	\$18,399,711,399
ENLISTED	1,107,998	\$2,133,649,057	\$1,926	\$25,481,786,468	\$2,131,379,095	\$1,925	\$25,442,290,870
RESERVE RETIRED	389,750	\$493,603,990	\$1,266	\$5,846,191,891	\$492,564,940	\$1,266	\$5,827,635,310
NON-REGULAR OFFICERS	149,361	\$281,916,824	\$1,887	\$3,347,411,879	\$281,419,403	\$1,885	\$3,338,351,283
NON-REGULAR ENLISTED	240,389	\$211,687,166	\$881	\$2,498,780,012	\$211,145,537	\$880	\$2,489,284,027
TEMPORARY DISABLED	12,808	\$10,858,110	\$848	\$133,132,909	\$11,179,033	\$867	\$133,997,202
REGULAR OFFICERS	803	\$1,580,617	\$1,968	\$18,442,179	\$1,571,118	\$1,961	\$18,325,019
NON-REGULAR OFFICERS	300	\$745,946	\$2,486	\$8,788,029	\$765,934	\$2,520	\$8,726,313
REGULAR ENLISTED	9,862	\$6,817,103	\$691	\$84,201,293	\$7,099,732	\$713	\$84,987,067
NON-REGULAR ENLISTED	1,843	\$1,714,445	\$930	\$21,701,408	\$1,742,249	\$949	\$21,958,803
PERMANENT DISABLED	94,943	\$112,511,131	\$1,185	\$1,326,818,394	\$112,454,060	\$1,192	\$1,323,143,733
REGULAR OFFICERS	9,288	\$26,532,203	\$2,857	\$316,673,950	\$26,475,608	\$2,869	\$316,390,683
NON-REGULAR OFFICERS	7,402	\$14,942,229	\$2,019	\$179,664,842	\$14,985,923	\$2,026	\$179,695,695
REGULAR ENLISTED	65,170	\$60,074,891	\$922	\$710,626,003	\$60,183,968	\$928	\$709,204,585
NON-REGULAR ENLISTED	13,083	\$10,961,808	\$838	\$119,853,598	\$10,808,562	\$838	\$117,852,771
TEMPORARY&PERMANENT DISABLED	107,751	\$123,369,241	\$1,145	\$1,459,951,303	\$123,633,093	\$1,153	\$1,457,140,936
OFFICERS	17,793	\$43,800,995	\$2,462	\$523,569,000	\$43,798,582	\$2,470	\$523,137,710
ENLISTED	89,958	\$79,568,247	\$885	\$936,382,303	\$79,834,511	\$892	\$934,003,225
SURVIVORS	327,073	\$325,496,769	\$995	\$3,911,012,820	\$325,632,972	\$996	\$3,905,201,141
SURVIVOR BENEFIT PLAN (SBP)	263,440	\$299,452,063	\$1,137	\$3,600,798,644	\$299,606,775	\$1,137	\$3,599,339,121
RESERVE SBP (RC-SBP)	11,422	\$6,716,055	\$588	\$80,225,014	\$6,710,773	\$588	\$80,087,456
DEATH ON ACTIVE DUTY	10,356	\$8,068,080	\$779	\$95,566,623	\$8,046,861	\$778	\$95,233,142
ACMSS	778	\$191,243	\$246	\$2,265,275	\$190,740	\$244	\$2,257,371
TOTAL SBP	285,996	\$314,427,441	\$1,099	\$3,778,855,556	\$314,555,149	\$1,100	\$3,776,917,089
RSFPP (OLD PLAN)	7,232	\$1,697,498	\$235	\$21,178,331	\$1,708,682	\$235	\$21,299,768
SPEC SURV INDEMNITY ALLOWANCE (SSIA)	62,094	\$9,314,100	\$150	\$110,282,775	\$9,296,758	\$150	\$106,286,625
SBP GUARANTEED MIN. INCOME	89	\$57,730	\$649	\$696,157	\$57,431	\$648	\$697,658
GRAND TOTAL	2,297,889	\$4,624,689,888	\$2,013	\$55,134,633,734	\$4,617,299,348	\$2,012	\$55,031,979,656

EXPENDITURES ARE ESTIMATED BY SETTING CURRENT MONTH EXPENDITURES EQUAL TO THE PREVIOUS MONTH OBLIGATIONS. ACMSS DOLLAR AMOUNTS ARE ESTIMATED. THERE ARE 3,929 SURVIVORS RECEIVING BOTH RSFPP AND SBP. THEY ARE COUNTED IN EACH BENEFIT PLAN, BUT ONLY ONCE IN THE TOTAL SURVIVORS AND IN THE GRAND TOTAL. SSIA SURVIVORS ARE SPLIT BETWEEN 24,409 SURVIVORS WHO ARE ALSO RECEIVING SBP AND 37,685 WHOSE SBP IS FULLY OFFSET BY DIC.

Number of Military Retirees by State as of September 30, 2014 (Payment in Thousands)

Mailing Address	----- DOD -----			----- ARMY -----			----- NAVY -----			----- MARINES -----			----- AIR FORCE -----			----- COAST GUARD -----	
	Number Retired	Paid By DOD	Monthly Payment	Number Retired	Paid By DOD	Monthly Payment	Number Retired	Paid By DOD	Monthly Payment	Number Retired	Paid By DOD	Monthly Payment	Number Retired	Paid By DOD	Monthly Payment	Number Retired	Paid By DHS
ALABAMA	59,868	56,601	120,860	34,594	32,637	67,259	7,393	7,014	14,271	2,047	1,752	4,151	15,834	15,198	35,180	1,125	1,081
ALASKA	10,399	9,690	21,099	3,800	3,442	7,296	711	656	1,362	192	157	366	5,696	5,435	12,076	817	795
ARIZONA	55,678	52,350	116,365	16,879	15,315	32,469	9,291	8,798	18,344	3,807	3,379	8,028	25,701	24,858	57,524	657	612
ARKANSAS	25,834	24,064	46,366	10,247	9,325	16,108	4,139	3,908	7,506	925	754	1,633	10,523	10,077	21,119	193	182
CALIFORNIA	161,263	149,490	332,071	29,534	25,394	49,052	70,368	66,996	149,256	17,377	15,500	38,067	43,984	41,600	95,696	3,229	3,013
COLORADO	51,823	48,690	122,104	19,328	17,661	40,212	6,260	5,902	13,390	1,731	1,462	3,596	24,504	23,665	64,905	374	342
CONNECTICUT	10,339	9,559	18,463	3,372	3,043	4,800	4,516	4,321	9,454	475	334	612	1,976	1,861	3,597	650	623
DELAWARE	8,856	8,461	16,560	2,411	2,270	4,051	1,135	1,070	2,116	288	240	509	5,022	4,881	9,884	187	183
DIST OF COLUMBIA	2,503	2,244	5,807	1,101	961	2,401	601	564	1,625	131	96	236	670	623	1,545	40	36
FLORIDA	192,784	181,916	422,186	52,108	47,436	104,791	62,773	60,393	137,919	9,424	8,244	21,008	68,479	65,843	158,467	5,250	5,031
GEORGIA	94,615	88,602	188,592	50,343	46,617	99,453	14,153	13,477	27,000	4,521	3,992	9,057	25,598	24,516	53,082	833	776
GUAM, MI	2,014	1,911	3,741	739	677	1,264	685	666	1,352	85	74	168	505	494	957	38	37
HAWAII	17,385	16,429	38,858	6,487	6,021	13,593	4,938	4,721	11,636	1,096	1,012	2,919	4,864	4,675	10,710	397	384
IDAHO	13,713	12,918	26,425	4,064	3,732	6,831	2,818	2,668	5,650	619	525	1,228	6,212	5,993	12,715	249	233
ILLINOIS	36,919	33,913	69,065	11,968	10,458	18,132	8,538	8,038	15,188	2,048	1,603	3,170	14,365	13,814	32,575	391	376
INDIANA	25,616	23,353	41,416	12,061	10,768	17,993	4,903	4,574	8,370	1,631	1,299	2,636	7,021	6,712	12,416	254	236
IOWA	12,837	11,901	20,442	5,739	5,204	8,235	2,791	2,660	4,605	661	533	1,066	3,646	3,504	6,536	117	106
KANSAS	21,687	20,413	43,482	11,569	10,761	23,508	2,752	2,603	4,911	818	705	1,721	6,548	6,344	13,342	199	193
KENTUCKY	28,462	26,335	51,954	18,185	16,802	32,522	3,824	3,571	6,845	1,201	974	2,132	5,252	4,988	10,456	332	315
LOUISIANA	26,399	24,351	49,087	10,793	9,644	17,968	4,512	4,237	8,374	1,497	1,280	3,064	9,597	9,190	19,681	773	744
MAINE	12,029	11,191	21,412	3,726	3,350	5,360	4,125	3,953	8,495	478	378	816	3,700	3,510	6,741	929	887
MARYLAND	54,641	51,195	124,320	20,245	18,783	44,015	15,901	15,122	39,506	2,747	2,395	6,011	15,748	14,895	34,787	1,377	1,336
MASSACHUSETTS	18,814	17,078	31,372	7,486	6,708	11,058	4,333	4,018	7,428	1,197	884	1,702	5,798	5,468	11,184	1,262	1,182
MICHIGAN	29,724	26,620	46,633	12,459	10,751	17,404	6,899	6,442	11,231	1,961	1,469	2,819	8,405	7,958	15,179	1,138	1,085
MINNESOTA	18,820	17,365	29,395	8,123	7,385	11,077	4,067	3,774	6,122	882	697	1,346	5,748	5,509	10,240	246	228
MISSISSIPPI	27,539	25,999	48,795	10,582	9,815	15,807	6,150	5,917	11,829	965	838	1,925	9,842	9,429	19,234	366	342
MISSOURI	38,045	35,264	67,395	16,974	15,434	28,494	7,008	6,625	11,999	2,280	1,937	4,211	11,783	11,268	22,691	508	480
MONTANA	9,204	8,632	17,383	3,104	2,830	5,165	1,698	1,614	3,228	466	391	983	3,936	3,797	8,007	174	161
NEBRASKA	14,551	13,726	30,410	3,430	3,085	5,298	1,940	1,840	3,789	398	326	725	8,783	8,475	20,598	82	73
NEVADA	28,588	27,247	59,247	5,793	5,268	10,972	6,665	6,439	13,465	1,658	1,507	3,586	14,472	14,033	31,224	395	367
NEW HAMPSHIRE	9,579	8,943	19,516	3,318	3,049	5,882	1,971	1,862	4,079	484	398	898	3,806	3,634	8,657	407	385
NEW JERSEY	19,688	17,873	31,886	8,786	7,913	13,156	4,184	3,858	7,018	1,082	787	1,416	5,636	5,315	10,295	753	722
NEW MEXICO	21,347	20,065	45,783	6,071	5,506	11,022	3,033	2,852	6,270	809	685	1,645	11,434	11,022	26,845	201	183
NEW YORK	39,570	35,453	59,080	18,484	16,319	25,067	8,164	7,511	12,732	2,250	1,585	2,823	10,672	10,038	18,458	1,083	1,022
NORTH CAROLINA	92,553	87,127	193,299	43,093	40,059	84,944	14,974	14,328	31,674	13,882	12,906	32,382	20,604	19,834	44,298	2,326	2,217
NORTH DAKOTA	5,282	5,005	9,002	1,668	1,549	2,360	483	446	866	89	66	124	3,042	2,944	5,713	25	23
OHIO	46,418	42,310	83,668	14,737	12,814	21,154	8,561	7,970	14,277	2,500	1,881	3,451	20,620	19,645	44,786	728	683
OKLAHOMA	36,161	33,684	67,121	15,415	14,117	26,794	4,728	4,419	8,333	1,180	983	2,214	14,838	14,165	29,779	247	225
OREGON	21,019	19,158	38,396	7,226	6,337	11,524	6,067	5,694	11,531	1,302	1,032	2,327	6,424	6,095	13,014	1,145	1,080
PENNSYLVANIA	51,220	47,305	90,015	22,074	20,228	36,499	12,136	11,451	22,794	3,428	2,722	5,772	13,582	12,904	24,951	952	875
PUERTO RICO	11,440	9,955	11,977	9,670	8,359	9,669	480	428	732	113	76	103	1,177	1,092	1,473	166	142
RHODE ISLAND	5,453	5,071	10,913	1,792	1,621	2,706	2,324	2,230	5,887	246	189	531	1,091	1,031	1,789	238	224
SOUTH CAROLINA	58,552	55,412	116,635	23,965	22,390	43,231	12,822	12,212	26,649	3,569	3,239	8,001	18,196	17,571	38,754	758	720
SOUTH DAKOTA	8,101	7,660	15,178	2,677	2,491	4,373	1,168	1,099	2,275	208	168	391	4,048	3,902	8,139	79	72
TENNESSEE	54,591	51,189	103,916	26,674	24,619	46,660	11,793	11,340	24,573	2,619	2,282	5,259	13,505	12,948	27,423	586	555
TEXAS	201,715	188,535	429,934	85,121	77,444	169,163	29,475	27,948	57,157	8,871	7,679	17,530	78,248	75,464	186,084	2,320	2,191
UTAH	16,625	15,724	32,318	5,528	5,163	9,378	2,059	1,930	3,866	563	463	1,082	8,475	8,168	17,993	171	159
VERMONT	3,810	3,551	6,357	1,939	1,807	2,856	674	634	1,349	145	108	250	1,052	1,002	1,901	87	84
VIRGINIA	154,427	148,308	424,551	48,795	46,316	133,470	60,281	58,383	156,623	11,784	11,142	35,247	33,567	32,467	99,211	3,814	3,709
VIRGIN ISLANDS	439	415	716	332	312	494	48	45	101	7	6	11	52	52	110	7	7
WASHINGTON	72,609	68,552	152,836	24,925	22,874	49,673	25,008	24,047	53,425	2,280	1,948	4,582	20,396	19,683	45,131	2,735	2,630
WEST VIRGINIA	11,137	10,169	18,484	4,804	4,303	7,249	2,272	2,137	4,130	752	596	1,274	3,309	3,133	5,831	208	199
WISCONSIN	21,314	19,683	33,973	9,605	8,755	13,640	4,893	4,610	8,391	1,172	905	1,765	5,644	5,413	10,177	543	505
WYOMING	5,430	5,135	10,303	1,475	1,345	2,302	820	780	1,556	173	140	323	2,962	2,870	6,121	57	55
OTHER	27,907	27,026	62,032	10,365	9,914	23,110	6,888	6,705	14,508	1,322	1,258	3,241	9,332	9,149	21,173	227	217
TOTAL	2,107,336	1,970,816	\$4,299,193	795,783	727,181	\$1,478,966	501,193	477,500	\$1,047,638	124,436	107,981	\$262,132	685,924	658,154	\$1,510,458	42,445	40,323

Coast Guard pay is not available to DoD Office of the Actuary

Number of Military Retirees Age 65+ by State as of September 30, 2014 (Payment in Thousands)

Mailing Address	----- DOD -----			----- ARMY -----			----- NAVY -----			----- MARINES -----			----- AIR FORCE -----			----- COAST GUARD -----	
	Number Retired	Paid By DOD	Monthly Payment	Number Retired	Paid By DOD	Monthly Payment	Number Retired	Paid By DOD	Monthly Payment	Number Retired	Paid By DOD	Monthly Payment	Number Retired	Paid By DOD	Monthly Payment	Number Retired	Paid By DHS
ALABAMA	29,295	28,172	59,304	16,187	15,645	30,838	3,530	3,402	7,199	823	710	1,807	8,755	8,415	19,460	370	364
ALASKA	3,388	3,104	6,896	1,298	1,198	2,531	313	282	608	60	49	108	1,717	1,575	3,649	187	183
ARIZONA	29,343	27,986	66,228	8,643	8,130	18,266	5,144	4,924	10,928	1,662	1,465	3,863	13,894	13,467	33,171	356	339
ARKANSAS	14,491	13,867	27,476	5,806	5,545	9,684	2,394	2,305	4,642	458	378	873	5,833	5,639	12,277	85	82
CALIFORNIA	86,637	81,217	191,358	16,932	15,421	31,470	34,845	33,148	78,194	7,135	6,435	17,402	27,725	26,213	64,293	1,504	1,432
COLORADO	22,678	21,675	57,637	7,888	7,546	18,803	2,951	2,818	6,566	653	536	1,432	11,186	10,775	30,837	135	127
CONNECTICUT	5,745	5,416	9,992	2,148	2,015	2,958	2,154	2,079	4,596	223	151	254	1,220	1,171	2,184	275	270
DELAWARE	4,382	4,237	8,535	1,384	1,346	2,384	586	554	1,172	122	105	247	2,290	2,232	4,733	74	72
DIST OF COLUMBIA	1,349	1,220	2,977	644	586	1,409	282	262	757	53	36	85	370	336	725	16	14
FLORIDA	95,144	90,707	223,400	26,898	25,499	58,563	28,710	27,586	68,530	4,262	3,720	10,224	35,274	33,902	86,084	2,294	2,233
GEORGIA	38,577	36,986	82,926	19,211	18,518	41,949	5,692	5,488	11,734	1,693	1,498	3,674	11,981	11,482	25,568	362	343
GUAM, MI	737	705	1,418	269	255	473	249	239	495	30	26	68	189	185	382	13	13
HAWAII	8,041	7,575	17,559	3,335	3,135	6,783	1,818	1,702	4,469	400	365	1,081	2,488	2,373	5,227	181	172
IDAHO	7,181	6,888	14,244	2,236	2,137	3,793	1,550	1,485	3,236	312	272	699	3,083	2,994	6,503	88	86
ILLINOIS	16,099	14,996	29,791	5,733	5,227	8,786	3,556	3,419	6,467	766	577	1,146	6,044	5,773	13,391	151	147
INDIANA	12,262	11,517	20,450	5,408	5,096	8,881	2,071	1,972	3,673	588	449	967	3,807	3,688	6,929	90	89
IOWA	6,525	6,199	10,084	2,918	2,741	3,886	1,414	1,357	2,299	241	201	428	1,952	1,900	3,470	45	43
KANSAS	10,206	9,850	20,508	4,815	4,663	9,792	1,517	1,453	2,733	370	323	809	3,504	3,411	7,175	51	49
KENTUCKY	12,611	11,949	23,894	7,551	7,191	13,838	1,809	1,715	3,411	435	357	838	2,816	2,686	5,807	131	126
LOUISIANA	13,090	12,414	25,421	5,159	4,853	9,010	2,020	1,930	3,926	522	441	1,099	5,389	5,190	11,386	269	262
MAINE	6,859	6,519	12,491	2,288	2,166	3,431	2,032	1,948	4,400	237	190	438	2,302	2,215	4,222	427	414
MARYLAND	20,588	18,970	47,608	8,390	7,886	18,689	5,494	5,081	14,221	860	721	1,833	5,844	5,282	12,866	432	416
MASSACHUSETTS	11,643	10,839	18,932	4,745	4,441	6,917	2,798	2,633	4,667	619	468	864	3,481	3,297	6,483	586	569
MICHIGAN	14,230	13,131	22,618	6,088	5,509	8,531	3,069	2,930	5,029	685	482	928	4,388	4,210	8,129	404	397
MINNESOTA	10,334	9,763	15,885	4,560	4,282	6,097	2,154	2,027	3,565	381	309	621	3,239	3,145	5,602	104	99
MISSISSIPPI	14,400	13,824	25,907	5,833	5,629	8,727	2,556	2,461	5,291	457	400	966	5,554	5,334	10,923	129	123
MISSOURI	18,751	17,801	34,193	8,088	7,649	13,899	3,546	3,421	6,291	940	776	1,811	6,177	5,955	12,193	231	223
MONTANA	4,786	4,585	9,330	1,669	1,669	2,924	880	845	1,761	207	172	477	1,941	1,894	4,167	44	42
NEBRASKA	6,419	6,115	13,715	1,755	1,636	2,567	837	796	1,495	130	100	209	3,697	3,583	9,444	33	30
NEVADA	14,118	13,576	31,211	3,254	3,085	6,660	3,399	3,294	7,291	820	750	1,923	6,645	6,447	15,337	188	180
NEW HAMPSHIRE	5,685	5,398	11,723	1,978	1,907	3,536	1,143	1,078	2,423	237	197	443	2,327	2,216	5,321	154	151
NEW JERSEY	11,311	10,481	18,192	5,547	5,182	8,444	2,379	2,224	3,996	558	407	746	2,827	2,668	5,006	340	330
NEW MEXICO	10,727	10,155	24,316	3,418	3,199	6,548	1,602	1,522	3,558	398	336	841	5,309	5,098	13,369	72	70
NEW YORK	20,756	19,196	29,507	9,823	9,059	12,271	4,188	3,957	6,281	963	672	1,121	5,782	5,508	9,834	545	526
NORTH CAROLINA	39,710	38,301	89,050	18,005	17,335	37,208	7,005	6,805	16,395	4,341	4,131	11,623	10,359	10,030	23,823	998	966
NORTH DAKOTA	2,156	2,057	3,410	936	882	1,177	207	191	354	28	19	36	985	965	1,843	6	6
OHIO	21,755	20,193	39,590	7,284	6,660	10,874	3,743	3,560	6,376	953	677	1,303	9,775	9,296	21,036	258	247
OKLAHOMA	17,375	16,548	33,466	7,517	7,196	13,822	2,164	2,047	3,923	557	462	1,130	7,137	6,843	14,590	122	115
OREGON	12,504	11,799	24,339	4,142	3,870	7,118	3,533	3,383	7,088	734	608	1,458	4,095	3,938	8,675	486	468
PENNSYLVANIA	27,096	25,518	47,022	12,307	11,628	19,909	5,870	5,609	11,156	1,517	1,169	2,464	7,402	7,112	13,494	357	339
PUERTO RICO	6,414	5,929	6,533	5,372	4,947	5,195	166	158	286	61	39	49	815	785	1,003	58	54
RHODE ISLAND	3,310	3,135	6,274	1,175	1,113	1,711	1,327	1,272	3,252	132	99	262	676	651	1,049	99	97
SOUTH CAROLINA	29,556	28,494	62,349	12,083	11,680	22,648	6,451	6,189	14,715	1,404	1,286	3,542	9,618	9,339	21,445	333	322
SOUTH DAKOTA	4,022	3,855	7,475	1,550	1,479	2,385	603	573	1,186	88	69	174	1,781	1,734	3,730	25	23
TENNESSEE	26,807	25,703	52,514	12,085	11,556	21,679	5,487	5,318	11,696	1,200	1,049	2,592	8,035	7,780	16,547	255	245
TEXAS	92,722	89,060	217,768	34,882	33,392	78,796	12,735	12,271	26,371	3,256	2,827	6,983	41,849	40,570	105,617	899	870
UTAH	8,736	8,394	17,220	3,281	3,176	5,586	1,185	1,132	2,256	262	220	589	4,008	3,866	8,789	88	86
VERMONT	2,280	2,175	3,659	1,177	1,138	1,657	390	374	788	72	47	121	641	616	1,093	37	36
VIRGINIA	57,054	54,519	168,769	20,306	19,435	57,631	20,387	19,598	60,474	3,310	3,072	10,935	13,051	12,414	39,730	1,096	1,074
VIRGIN ISLANDS	206	195	289	165	156	208	18	16	41	3	3	5	20	20	36	2	2
WASHINGTON	34,774	33,345	79,189	11,664	11,184	25,619	10,556	10,108	24,262	1,160	1,010	2,527	11,394	11,043	26,781	1,283	1,254
WEST VIRGINIA	5,925	5,529	9,966	2,624	2,455	4,025	1,127	1,063	2,120	337	255	597	1,837	1,756	3,223	75	70
WISCONSIN	10,842	10,237	16,506	5,270	4,978	7,160	2,118	2,005	3,480	452	334	624	3,002	2,920	5,241	214	205
WYOMING	2,608	2,508	5,031	839	799	1,305	394	379	790	64	48	122	1,311	1,282	2,814	24	24
OTHER	9,680	9,364	21,589	3,402	3,274	7,860	2,798	2,706	5,607	349	318	813	3,131	3,066	7,310	135	129
TOTAL	1,003,920	953,891	\$2,127,738	378,442	358,691	\$726,913	226,946	217,094	\$498,534	48,580	41,821	\$108,273	349,952	336,285	\$794,018	17,216	16,648

Coast Guard pay is not available to DoD Office of the Actuary

Number of Military Retirees as of September 30, 2014 (Payment in Thousands)

Mailing Address	DOD			OFFICERS						ENLISTED					
	Number Retired	Paid By DOD	Monthly Payment	NON-DISABLED & RESERVE			DISABLED			NON-DISABLED & RESERVE			DISABLED		
				Number Retired	Paid By DOD	Monthly Payment	Number Retired	Paid By DOD	Monthly Payment	Number Retired	Paid By DOD	Monthly Payment	Number Retired	Paid By DOD	Monthly Payment
ALABAMA	59,868	56,601	120,860	15,626	15,566	54,263	536	473	1,160	38,599	38,127	63,225	5,107	2,435	2,212
ALASKA	10,399	9,690	21,099	2,142	2,134	7,590	92	80	182	7,247	7,039	12,901	918	437	425
ARIZONA	55,678	52,350	116,365	13,650	13,610	48,648	531	447	1,151	36,606	36,118	64,677	4,891	2,175	1,889
ARKANSAS	25,834	24,064	46,366	4,925	4,915	15,387	185	153	345	18,003	17,821	29,532	2,721	1,175	1,103
CALIFORNIA	161,263	149,490	332,071	39,649	39,537	139,379	1,764	1,521	3,898	104,471	101,895	182,869	15,379	6,537	5,925
COLORADO	51,823	48,690	122,104	17,024	17,004	65,324	680	574	1,437	29,248	28,812	53,417	4,871	2,300	1,926
CONNECTICUT	10,339	9,559	18,463	2,886	2,884	8,209	166	149	288	6,107	6,051	9,603	1,180	475	363
DELAWARE	8,856	8,461	16,560	1,610	1,610	5,071	62	47	124	6,563	6,494	11,059	621	310	306
DIST OF COLUMBIA	2,503	2,244	5,807	889	884	3,646	65	52	114	1,228	1,176	1,940	321	132	106
FLORIDA	192,784	181,916	422,186	49,974	49,780	185,445	2,004	1,755	4,805	124,938	123,089	224,888	15,868	7,292	7,048
GEORGIA	94,615	88,602	188,592	18,874	18,824	65,766	864	737	1,813	65,452	64,828	116,894	9,425	4,213	4,119
GUAM, MI	2,014	1,911	3,741	211	211	747	5	4	11	1,636	1,628	2,924	162	68	60
HAWAII	17,385	16,429	38,858	4,825	4,811	18,185	179	148	373	11,193	10,912	19,744	1,188	558	555
IDAHO	13,713	12,918	26,425	3,097	3,090	10,181	128	110	257	9,217	9,141	15,490	1,271	577	497
ILLINOIS	36,919	33,913	69,065	8,617	8,597	27,946	347	291	652	23,237	22,988	39,053	4,718	2,037	1,414
INDIANA	25,616	23,353	41,416	4,761	4,755	13,751	238	204	430	16,998	16,869	26,065	3,619	1,525	1,170
IOWA	12,837	11,901	20,442	2,625	2,623	7,230	94	76	158	8,589	8,532	12,604	1,529	670	450
KANSAS	21,687	20,413	43,482	5,706	5,699	19,664	221	193	456	13,588	13,492	22,495	2,172	1,029	866
KENTUCKY	28,462	26,335	51,954	5,246	5,240	16,831	250	213	504	19,380	19,221	33,118	3,586	1,661	1,502
LOUISIANA	26,399	24,351	49,087	4,901	4,894	15,839	216	183	448	18,091	17,909	31,514	3,191	1,365	1,286
MAINE	12,029	11,191	21,412	2,452	2,449	7,862	98	84	193	8,309	8,211	12,965	1,170	447	392
MARYLAND	54,641	51,195	124,320	16,395	16,232	62,218	632	545	1,322	33,711	32,747	59,329	3,903	1,671	1,450
MASSACHUSETTS	18,814	17,078	31,372	5,535	5,526	15,494	291	231	482	10,618	10,444	14,723	2,370	877	672
MICHIGAN	29,724	26,620	46,633	5,645	5,641	16,159	266	210	435	19,070	18,914	28,802	4,743	1,855	1,237
MINNESOTA	18,820	17,365	29,395	4,537	4,530	11,869	185	151	310	11,893	11,800	16,613	2,205	884	602
MISSISSIPPI	27,539	25,999	48,795	4,639	4,629	14,423	195	167	384	20,241	20,020	32,790	2,464	1,183	1,198
MISSOURI	38,045	35,264	67,395	7,371	7,360	23,067	356	298	692	25,939	25,710	42,068	4,379	1,896	1,568
MONTANA	9,204	8,632	17,383	2,165	2,163	7,208	112	97	201	6,047	6,001	9,680	880	371	293
NEBRASKA	14,551	13,726	30,410	3,735	3,733	13,453	103	84	185	9,537	9,435	16,397	1,176	474	376
NEVADA	28,588	27,247	59,247	5,785	5,766	20,648	218	189	464	20,576	20,328	37,231	2,009	964	904
NEW HAMPSHIRE	9,579	8,943	19,516	3,072	3,067	10,331	108	81	187	5,536	5,430	8,710	863	365	288
NEW JERSEY	19,688	17,873	31,886	4,797	4,784	12,750	232	192	423	12,033	11,804	17,877	2,626	1,093	837
NEW MEXICO	21,347	20,065	45,783	5,555	5,539	20,372	198	160	410	13,826	13,602	24,285	1,768	764	716
NEW YORK	39,570	35,453	59,080	8,489	8,479	22,398	517	423	816	24,300	24,093	34,232	6,264	2,458	1,634
NORTH CAROLINA	92,553	87,127	193,299	19,334	19,297	70,216	827	720	1,744	63,329	62,901	116,903	9,063	4,209	4,436
NORTH DAKOTA	5,282	5,005	9,002	709	707	2,110	33	25	59	4,129	4,106	6,696	411	167	137
OHIO	46,418	42,310	83,668	10,720	10,695	34,930	405	342	719	29,185	28,750	46,267	6,108	2,523	1,752
OKLAHOMA	36,161	33,684	67,121	6,739	6,726	21,610	313	267	627	25,491	25,196	43,464	3,618	1,495	1,421
OREGON	21,019	19,158	38,396	5,519	5,507	17,285	250	210	482	12,607	12,441	19,860	2,643	1,000	769
PENNSYLVANIA	51,220	47,305	90,015	12,384	12,351	39,253	573	483	1,075	32,266	31,928	47,789	5,997	2,543	1,898
PUERTO RICO	11,440	9,955	11,977	1,114	1,113	2,470	83	67	144	8,027	7,914	8,633	2,216	861	730
RHODE ISLAND	5,453	5,071	10,913	1,771	1,768	5,994	76	65	171	3,087	3,034	4,568	519	204	180
SOUTH CAROLINA	58,552	55,412	116,635	12,069	12,045	42,688	499	413	1,046	41,132	40,672	70,665	4,852	2,282	2,236
SOUTH DAKOTA	8,101	7,660	15,178	1,690	1,688	5,419	59	46	101	5,737	5,685	9,444	615	241	215
TENNESSEE	54,591	51,189	103,916	11,410	11,384	37,848	428	352	839	37,184	36,913	62,880	5,569	2,540	2,348
TEXAS	201,715	188,535	429,934	48,386	48,278	180,017	2,209	1,873	4,806	130,184	128,798	236,486	20,936	9,586	8,625
UTAH	16,625	15,724	32,318	4,650	4,645	15,113	185	156	392	10,480	10,323	16,305	1,310	600	508
VERMONT	3,810	3,551	6,357	942	940	2,795	40	35	76	2,439	2,409	3,337	389	167	148
VIRGINIA	154,427	148,308	424,551	60,379	60,055	259,161	1,544	1,378	3,926	84,426	82,993	157,523	8,078	3,882	3,942
VIRGIN ISLANDS	439	415	716	86	86	261	4	3	8	306	304	432	43	22	15
WASHINGTON	72,609	68,552	152,836	18,324	18,280	64,681	695	597	1,468	47,776	47,141	84,308	5,814	2,534	2,379
WEST VIRGINIA	11,137	10,169	18,484	1,761	1,754	5,436	83	67	156	7,829	7,736	12,378	1,464	612	514
WISCONSIN	21,314	19,683	33,973	4,652	4,649	12,585	193	161	360	13,806	13,737	20,185	2,663	1,136	843
WYOMING	5,430	5,135	10,303	1,134	1,133	3,734	60	47	109	3,801	3,774	6,322	435	181	138
OTHER	27,907	27,026	62,032	5,020	5,011	19,526	186	164	384	21,069	20,951	41,177	1,632	900	945
TOTAL	2,107,336	1,970,816	\$4,299,193	516,203	514,678	\$1,830,488	20,883	17,793	\$43,801	1,366,317	1,348,387	\$2,345,336	203,933	89,958	\$79,568

Number of Military Retirees Age 65+ as of September 30, 2014 (Payment in Thousands)

Mailing Address	DOD			OFFICERS			ENLISTED			NON-DISABLED & RESERVE			DISABLED		
	Number Retired	Paid By DOD	Monthly Payment	Number Retired	Paid By DOD	Monthly Payment	Number Retired	Paid By DOD	Monthly Payment	Number Retired	Paid By DOD	Monthly Payment	Number Retired	Paid By DOD	Monthly Payment
ALABAMA	29,295	28,172	59,304	8,724	8,664	28,576	212	193	563	19,117	18,671	29,417	1,242	644	747
ALASKA	3,388	3,104	6,896	943	935	3,165	19	16	40	2,300	2,096	3,624	126	57	67
ARIZONA	29,343	27,986	66,228	9,580	9,541	33,864	298	263	795	18,002	17,524	30,794	1,463	658	776
ARKANSAS	14,491	13,867	27,476	3,524	3,514	10,723	78	68	198	10,113	9,941	16,133	776	344	423
CALIFORNIA	86,637	81,217	191,358	28,050	27,938	96,036	1,068	966	2,902	52,530	49,986	89,541	4,989	2,327	2,879
COLORADO	22,678	21,675	57,637	9,162	9,142	34,218	314	281	833	12,202	11,775	22,003	1,000	477	583
CONNECTICUT	5,745	5,416	9,992	2,026	2,024	5,174	96	90	189	3,199	3,144	4,492	424	158	137
DELAWARE	4,382	4,237	8,535	1,165	1,165	3,501	22	16	55	3,043	2,978	4,878	152	78	101
DIST OF COLUMBIA	1,349	1,220	2,977	455	450	1,746	30	23	69	748	697	1,103	116	50	59
FLORIDA	95,144	90,707	223,400	32,315	32,127	116,887	1,077	989	3,184	57,141	55,332	100,403	4,611	2,259	2,927
GEORGIA	38,577	36,986	82,926	11,164	11,114	37,567	315	286	850	25,161	24,567	43,172	1,937	1,019	1,336
GUAM, MI	737	705	1,418	96	96	335	1	0	0	601	593	1,064	39	16	19
HAWAII	8,041	7,575	17,559	2,710	2,696	9,382	70	62	201	4,946	4,671	7,779	315	146	198
IDAHO	7,181	6,888	14,244	2,094	2,088	6,596	62	53	144	4,686	4,613	7,351	339	134	153
ILLINOIS	16,099	14,996	29,791	4,991	4,972	14,385	148	129	340	9,553	9,314	14,617	1,407	581	449
INDIANA	12,262	11,517	20,450	3,104	3,099	8,370	104	91	212	8,097	7,976	11,541	957	351	327
IOWA	6,525	6,199	10,084	1,703	1,701	4,187	35	29	71	4,367	4,313	5,710	420	156	116
KANSAS	10,206	9,850	20,508	3,207	3,200	9,971	90	83	242	6,440	6,349	10,052	469	218	243
KENTUCKY	12,611	11,949	23,894	3,120	3,114	9,308	98	90	252	8,518	8,365	13,881	875	380	453
LOUISIANA	13,090	12,414	25,421	3,253	3,246	9,900	79	76	208	8,895	8,715	14,873	863	377	440
MAINE	6,859	6,519	12,491	1,714	1,711	5,266	58	53	133	4,705	4,610	6,923	382	145	170
MARYLAND	20,588	18,970	47,608	8,143	7,985	28,945	247	231	686	11,250	10,334	17,515	948	420	462
MASSACHUSETTS	11,643	10,839	18,932	3,983	3,974	10,093	167	138	319	6,581	6,410	8,231	912	317	288
MICHIGAN	14,230	13,131	22,618	3,635	3,631	9,490	114	93	218	9,072	8,934	12,559	1,409	473	351
MINNESOTA	10,334	9,763	15,885	3,128	3,122	7,500	78	69	185	6,425	6,338	8,028	703	234	172
MISSISSIPPI	14,400	13,824	25,907	3,093	3,083	9,020	80	71	210	10,522	10,310	16,206	705	360	471
MISSOURI	18,751	17,801	34,193	4,771	4,760	14,003	160	139	376	12,636	12,415	19,293	1,184	487	522
MONTANA	4,786	4,585	9,330	1,444	1,442	4,627	59	54	130	3,030	2,986	4,464	253	103	109
NEBRASKA	6,419	6,115	13,715	1,971	1,969	6,756	40	34	94	4,091	3,994	6,744	317	118	121
NEVADA	14,118	13,576	31,211	3,827	3,810	13,362	103	93	290	9,579	9,341	17,166	609	332	393
NEW HAMPSHIRE	5,685	5,398	11,723	2,072	2,067	6,672	42	32	75	3,297	3,192	4,860	274	107	117
NEW JERSEY	11,311	10,481	18,192	3,477	3,464	8,586	123	106	267	6,757	6,534	9,028	954	377	312
NEW MEXICO	10,727	10,155	24,316	3,566	3,550	12,858	98	82	275	6,507	6,290	10,918	556	233	265
NEW YORK	20,756	19,196	29,507	5,688	5,679	13,148	255	214	468	12,820	12,625	15,453	1,993	678	438
NORTH CAROLINA	39,710	38,301	89,050	11,810	11,774	41,395	334	317	939	25,591	25,187	45,277	1,975	1,023	1,439
NORTH DAKOTA	2,156	2,057	3,410	425	423	1,107	18	14	32	1,612	1,592	2,242	101	28	30
OHIO	21,755	20,193	39,590	6,263	6,238	18,791	170	147	363	13,637	13,211	19,938	1,685	597	498
OKLAHOMA	17,375	16,548	33,466	4,368	4,355	13,146	131	116	317	12,004	11,715	19,520	872	362	484
OREGON	12,504	11,799	24,339	4,113	4,102	12,435	145	127	332	7,396	7,231	11,250	850	339	321
PENNSYLVANIA	27,096	25,518	47,022	8,005	7,972	23,221	266	230	616	16,890	16,572	22,563	1,935	744	623
PUERTO RICO	6,414	5,929	6,533	770	769	1,536	16	12	30	5,066	4,978	4,816	562	170	151
RHODE ISLAND	3,310	3,135	6,274	1,168	1,165	3,504	40	35	109	1,922	1,869	2,597	180	66	64
SOUTH CAROLINA	29,556	28,494	62,349	8,051	8,027	27,741	249	218	700	20,027	19,586	33,082	1,229	663	826
SOUTH DAKOTA	4,022	3,855	7,475	1,068	1,066	3,240	20	20	50	2,756	2,706	4,125	178	63	60
TENNESSEE	26,807	25,703	52,514	6,990	6,964	22,014	188	167	485	18,172	17,914	29,225	1,457	658	791
TEXAS	92,722	89,060	217,768	30,485	30,382	111,466	987	871	2,759	57,088	55,747	100,991	4,162	2,060	2,552
UTAH	8,736	8,394	17,220	3,189	3,184	9,866	79	72	218	5,134	4,984	6,957	334	154	179
VERMONT	2,280	2,175	3,659	655	653	1,799	21	19	48	1,488	1,460	1,778	116	43	34
VIRGINIA	57,054	54,519	168,769	27,738	27,425	117,304	617	565	2,085	26,900	25,534	47,935	1,799	995	1,445
VIRGIN ISLANDS	206	195	289	47	47	126	2	2	4	140	138	155	17	8	4
WASHINGTON	34,774	33,345	79,189	11,966	11,923	41,010	316	290	888	21,002	20,371	36,296	1,490	761	995
WEST VIRGINIA	5,925	5,529	9,966	1,162	1,155	3,408	28	23	71	4,241	4,161	6,283	494	190	204
WISCONSIN	10,842	10,237	16,506	3,038	3,035	7,175	98	86	205	6,855	6,794	8,857	851	322	269
WYOMING	2,608	2,508	5,031	742	741	2,308	26	23	63	1,720	1,693	2,617	120	51	44
OTHER	9,680	9,364	21,589	1,809	1,800	6,670	69	62	171	7,339	7,227	14,410	463	275	338
TOTAL	1,003,920	953,891	\$2,127,738	315,760	314,273	\$1,063,481	9,660	8,629	\$25,557	623,911	606,603	\$1,010,729	54,589	24,386	\$27,972

Number of Military Retirees Receiving Concurrent Receipt by State as of September 30, 2014

STATE	TOTAL				NON-DISABILITY				DISABILITY				RESERVE			
	CRDP		CRSC		CRDP		CRSC		CRDP		CRSC		CRDP		CRSC	
	Number Retired	Monthly Pmt (\$000)	Number Retired	Monthly Pmt (\$000)	Number Retired	Monthly Pmt (\$000)	Number Retired	Monthly Pmt (\$000)	Number Retired	Monthly Pmt (\$000)	Number Retired	Monthly Pmt (\$000)	Number Retired	Monthly Pmt (\$000)	Number Retired	Monthly Pmt (\$000)
ALABAMA	13,085	20,050	3,155	3,139	11,548	18,096	2,017	2,364	491	862	706	437	1,046	1,092	432	338
ALASKA	3,289	4,753	253	196	3,090	4,447	148	140	111	183	94	48	88	123	11	8
ARIZONA	9,997	15,044	2,169	2,201	9,065	13,723	1,377	1,708	386	679	607	326	546	642	185	167
ARKANSAS	5,494	8,581	1,168	1,223	4,694	7,514	672	904	235	425	367	193	565	642	129	126
CALIFORNIA	32,757	50,128	5,707	6,392	29,974	45,973	3,531	4,938	1,257	2,253	1,606	879	1,526	1,902	570	575
COLORADO	11,280	17,196	2,384	2,243	10,446	15,924	1,313	1,598	426	764	922	508	408	508	149	137
CONNECTICUT	1,110	1,589	247	171	927	1,362	82	97	63	102	125	40	120	125	40	34
DELAWARE	1,406	2,019	304	302	1,233	1,792	202	232	69	113	54	31	104	114	48	39
DIST OF COLUMBIA	388	575	81	59	340	516	38	38	11	14	37	17	37	45	6	4
FLORIDA	37,478	57,328	7,941	8,169	34,038	52,085	5,431	6,554	1,770	3,175	1,789	974	1,670	2,068	721	641
GEORGIA	23,174	36,294	4,362	4,661	21,271	33,456	2,909	3,693	951	1,723	1,120	697	952	1,115	333	271
GUAM, MI	471	724	150	199	437	684	97	162	8	12	30	17	26	28	23	20
HAWAII	3,366	5,175	602	659	3,082	4,767	360	493	124	231	159	109	160	177	83	57
IDAHO	2,514	3,747	533	405	2,250	3,375	289	284	102	177	184	84	162	195	60	37
ILLINOIS	5,721	8,346	1,095	780	5,102	7,517	446	491	216	371	494	169	403	458	155	120
INDIANA	4,087	5,909	1,108	816	3,482	5,148	488	511	143	245	415	181	462	516	205	124
IOWA	1,899	2,681	470	316	1,599	2,320	178	176	57	98	196	79	243	263	96	61
KANSAS	3,765	5,670	923	763	3,402	5,137	487	495	151	273	338	193	212	260	98	75
KENTUCKY	6,772	10,360	1,602	1,541	6,095	9,428	921	1,137	277	484	549	298	400	448	132	106
LOUISIANA	5,835	9,066	1,344	1,491	5,166	8,111	823	1,156	269	488	390	211	400	467	131	124
MAINE	2,335	3,545	457	426	1,971	3,062	228	292	98	179	158	78	266	304	71	56
MARYLAND	11,277	16,930	1,264	1,206	10,507	15,809	723	832	327	598	392	222	443	523	149	152
MASSACHUSETTS	2,195	3,264	730	646	1,605	2,512	247	345	118	224	307	130	472	528	176	171
MICHIGAN	4,240	6,236	1,199	889	3,578	5,406	446	511	140	247	546	228	522	583	207	150
MINNESOTA	2,857	4,158	857	665	2,237	3,398	322	381	103	185	319	129	517	575	216	155
MISSISSIPPI	4,728	6,903	913	870	3,969	5,958	540	625	219	368	241	131	540	577	132	114
MISSOURI	7,139	10,927	1,472	1,383	6,303	9,774	799	972	278	493	503	275	558	660	170	136
MONTANA	1,832	2,641	393	359	1,578	2,310	199	237	67	120	141	78	187	211	53	44
NEBRASKA	3,331	4,932	442	362	3,018	4,523	240	253	89	158	136	51	224	251	66	58
NEVADA	5,659	8,704	980	1,123	5,217	8,026	674	906	202	368	232	145	240	310	74	72
NEW HAMPSHIRE	1,346	1,988	365	319	1,135	1,695	190	222	60	113	116	53	151	180	59	44
NEW JERSEY	2,546	3,887	807	807	2,014	3,205	359	535	125	218	303	123	407	464	145	149
NEW MEXICO	4,482	6,887	882	988	3,974	6,198	537	739	155	286	252	160	353	403	93	89
NEW YORK	4,849	6,986	1,678	1,121	3,857	5,793	535	552	209	358	827	318	783	835	316	251
NORTH CAROLINA	24,916	39,626	6,105	7,108	22,763	36,448	4,242	5,766	1,092	2,034	1,414	977	1,061	1,144	449	365
NORTH DAKOTA	1,072	1,511	135	100	958	1,373	61	61	34	58	38	14	80	80	36	25
OHIO	6,687	9,699	1,593	1,120	5,941	8,736	671	684	245	404	723	297	501	559	199	139
OKLAHOMA	10,315	16,312	1,854	2,282	9,159	14,708	1,141	1,754	332	629	524	318	824	975	189	210
OREGON	3,603	5,433	937	922	3,097	4,749	470	634	139	245	336	165	367	439	131	123
PENNSYLVANIA	6,590	9,736	1,699	1,266	5,516	8,370	719	775	282	499	697	276	792	867	283	215
PUERTO RICO	1,988	2,776	582	360	1,220	2,023	135	160	118	213	343	136	650	540	104	64
RHODE ISLAND	756	1,127	154	132	602	931	56	76	42	80	63	24	112	116	35	32
SOUTH CAROLINA	13,132	20,405	2,970	3,413	11,593	18,422	1,871	2,657	539	971	676	388	1,000	1,012	423	368
SOUTH DAKOTA	1,608	2,305	257	196	1,407	2,041	144	141	54	91	73	27	147	173	40	28
TENNESSEE	11,851	18,290	2,497	2,637	10,513	16,527	1,449	1,958	456	800	774	465	882	963	274	214
TEXAS	55,086	87,650	9,811	10,434	50,870	81,207	5,845	7,895	1,975	3,697	3,281	1,915	2,241	2,746	685	624
UTAH	2,839	4,082	463	392	2,472	3,601	222	250	99	166	178	84	268	315	63	58
VERMONT	500	746	127	115	369	590	47	66	17	29	55	29	114	127	25	20
VIRGINIA	35,930	54,385	3,659	3,871	34,048	51,456	2,605	3,147	1,108	1,956	814	499	774	973	240	225
VIRGIN ISLANDS	79	107	6	5	72	99	1	3	1	2	2	0	6	6	3	2
WASHINGTON	16,242	24,460	2,903	3,240	15,056	22,653	1,920	2,563	572	1,015	759	466	614	792	224	211
WEST VIRGINIA	2,219	3,318	609	595	1,849	2,835	312	414	93	167	211	109	277	316	86	72
WISCONSIN	3,280	4,720	1,019	709	2,762	4,065	329	348	127	217	432	188	391	438	258	173
WYOMING	1,019	1,481	146	121	919	1,356	86	86	32	54	42	19	68	71	18	16
OTHER	6,039	9,262	757	665	5,765	8,814	502	527	217	379	243	130	57	69	12	8
TOTAL	438,455	\$670,654	86,320	\$86,573	395,155	\$610,048	50,676	\$64,538	16,881	\$30,293	26,333	\$14,138	26,419	\$30,313	9,311	\$7,897

Number of Military Retirees by Country* as of September 30, 2014 (Payment in Thousands)

Country	----- DOD -----			----- ARMY -----			----- NAVY -----			----- MARINES -----			----- AIR FORCE -----			----- COAST GUARD -----	
	Number Retired	Paid By DOD	Monthly Payment	Number Retired	Paid By DOD	Monthly Payment	Number Retired	Paid By DOD	Monthly Payment	Number Retired	Paid By DOD	Monthly Payment	Number Retired	Paid By DOD	Monthly Payment	Number Retired	Paid By DHS
Afghanistan	2	2	3	1	1	2	0	0	0	1	1	2	0	0	0	0	0
Albania	2	1	2	1	0	0	1	1	2	0	0	0	0	0	0	0	0
American Samoa	324	300	461	225	203	291	57	55	89	22	22	46	20	20	35	2	1
Antigua and Barbuda	4	4	10	2	2	8	2	2	2	0	0	0	0	0	0	0	0
Argentina	14	13	33	3	3	5	5	5	20	1	1	0	5	4	7	0	0
Aruba	1	1	1	0	0	0	1	1	1	0	0	0	0	0	0	0	0
Australia	538	530	1,259	97	93	222	211	209	498	38	38	95	192	190	445	6	6
Austria	41	37	103	21	17	47	10	10	27	1	1	2	9	9	27	2	2
Bahamas, The	13	13	34	3	3	8	7	7	19	1	1	2	2	2	6	0	0
Bahrain	118	117	289	20	20	48	61	61	158	6	6	13	31	30	70	0	0
Barbados	5	4	7	1	1	1	1	1	1	2	1	2	1	1	2	0	0
Belarus	4	4	9	3	3	8	0	0	0	0	0	0	1	1	2	0	0
Belgium	284	279	877	149	145	468	32	32	84	7	7	27	96	95	299	0	0
Belize	18	17	35	11	10	22	3	3	6	0	0	0	4	4	7	0	0
Bermuda	13	13	33	3	3	9	8	8	16	1	1	7	1	1	2	0	0
Bhutan	1	1	4	0	0	0	0	0	0	0	0	0	1	1	4	0	0
Bolivia	7	7	12	2	2	4	3	3	5	0	0	0	2	2	3	0	0
Bosnia and Herzegovina	1	1	2	1	1	2	0	0	0	0	0	0	0	0	0	0	0
Brazil	31	29	73	13	12	27	9	8	20	0	0	0	9	9	27	1	1
British Indian Ocean Terr.	12	12	26	0	0	0	7	7	14	0	0	0	5	5	12	0	0
British Virgin Islands	1	1	1	1	1	1	0	0	0	0	0	0	0	0	0	0	0
Bulgaria	2	1	2	1	0	0	0	0	0	0	0	0	1	1	2	0	0
Burkina Faso	1	1	1	1	1	1	0	0	0	0	0	0	0	0	0	0	0
Cambodia	2	2	5	1	1	4	0	0	0	0	0	0	1	1	1	0	0
Canada	611	554	1,141	165	145	291	194	180	373	57	38	78	195	191	400	11	11
Cape Verde	1	1	1	0	0	0	0	0	0	1	1	1	0	0	0	0	0
Cayman Islands	4	4	8	1	1	2	0	0	0	1	1	0	2	2	7	1	1
Chile	18	16	50	5	5	23	4	4	8	3	2	5	6	5	13	0	0
China	12	11	22	7	6	12	2	2	5	0	0	0	3	3	6	0	0
Colombia	54	50	112	33	31	67	3	3	10	4	2	4	14	14	31	0	0
Cook Islands	2	2	5	0	0	0	0	0	0	1	1	2	1	1	3	0	0
Costa Rica	78	71	137	27	24	48	20	18	29	6	5	10	25	24	51	3	3
Croatia	7	7	27	4	4	15	0	0	0	2	2	8	1	1	4	0	0
Cuba	75	73	160	6	6	16	51	50	112	2	2	4	16	15	29	0	0
Cyprus	7	6	17	3	2	6	0	0	0	3	3	8	1	1	2	0	0
Czech Republic	10	9	19	6	5	13	1	1	1	0	0	0	3	3	5	0	0
Denmark	40	38	92	10	9	21	4	4	7	2	1	2	24	24	61	0	0
Djibouti	1	1	2	0	0	0	0	0	0	1	1	2	0	0	0	0	0
Dominican Republic	26	25	55	15	14	29	5	5	10	0	0	0	6	6	15	0	0
Ecuador	39	35	81	23	20	51	8	7	11	0	0	0	8	8	19	0	0
Egypt	42	40	100	14	12	34	14	14	37	0	0	0	14	14	29	0	0
El Salvador	15	15	41	7	7	24	3	3	7	1	1	2	4	4	7	0	0
Estonia	4	4	15	2	2	9	1	1	4	0	0	0	1	1	2	0	0
Fed. States Of Micronesia	22	15	30	15	9	11	4	4	7	2	1	8	1	1	4	0	0
Finland	21	19	48	4	4	9	5	3	5	6	6	15	6	6	19	1	1
France	166	164	453	84	82	226	31	31	92	3	3	11	48	48	124	1	1
Germany	8,145	7,938	18,986	5,317	5,158	11,941	315	313	861	89	85	257	2,424	2,382	5,928	11	11
Ghana	5	4	8	3	3	5	1	0	0	1	1	3	0	0	0	0	0
Greece	183	178	418	33	32	72	51	50	109	6	4	12	93	92	225	0	0
Greenland	4	4	11	0	0	0	0	0	0	0	0	0	4	4	11	0	0
Grenada	2	2	2	2	2	2	0	0	0	0	0	0	0	0	0	1	1
Guam	2,014	1,911	3,741	739	677	1,264	685	666	1,352	85	74	168	505	494	957	38	37
Guatemala	17	16	51	7	6	18	1	1	4	1	1	5	8	8	24	0	0
Guyana	1	1	1	0	0	0	1	1	1	0	0	0	0	0	0	0	0
Haiti	3	2	4	2	1	3	0	0	0	0	0	0	1	1	1	0	0
Honduras	57	55	117	38	36	80	4	4	6	2	2	6	13	13	25	0	0
Hong Kong	29	28	86	5	4	12	12	12	41	1	1	2	11	11	31	0	0
Hungary	27	25	51	20	18	37	2	2	5	1	1	2	4	4	6	0	0
Iceland	19	17	39	1	0	0	11	11	23	1	1	2	6	5	14	0	0
India	5	2	10	5	2	10	0	0	0	0	0	0	0	0	0	0	0
Indonesia	30	29	90	7	7	22	12	12	38	3	2	9	8	8	22	1	1
Iraq	1	1	7	0	0	0	0	0	0	0	0	0	1	1	7	0	0
Ireland	84	82	184	27	27	60	20	20	46	9	8	18	28	27	59	2	1
Israel	52	52	119	29	29	77	4	4	5	2	2	3	17	17	34	0	0
Italy	1,038	1,008	2,626	390	373	1,005	344	340	878	29	26	85	275	269	657	6	5
Jamaica	7	5	7	2	2	2	1	1	1	3	1	2	1	1	2	0	0
Japan	3,636	3,556	8,371	376	363	874	1,397	1,370	3,128	642	633	1,664	1,221	1,190	2,704	9	9
Jordan	14	14	40	5	5	11	1	1	4	1	1	2	7	7	24	0	0
Kenya	14	13	39	7	6	23	3	3	5	2	2	5	2	2	5	0	0
Kuwait	171	168	326	113	110	225	27	27	48	8	8	14	23	23	39	1	1

*Excludes the United States. Includes U.S. Territories.
Coast Guard pay is not available to DoD Office of the Actuary.

Number of Military Retirees by Country* as of September 30, 2014 (Payment in Thousands)

Country	----- DOD -----			----- ARMY -----			----- NAVY -----			----- MARINES -----			----- AIR FORCE -----			----- COAST GUARD -----	
	Number Retired	Paid By DOD	Monthly Payment	Number Retired	Paid By DOD	Monthly Payment	Number Retired	Paid By DOD	Monthly Payment	Number Retired	Paid By DOD	Monthly Payment	Number Retired	Paid By DOD	Monthly Payment	Number Retired	Paid By DHS
Kyrgyzstan	1	1	3	1	1	3	0	0	0	0	0	0	0	0	0	0	0
Latvia	3	3	13	3	3	13	0	0	0	0	0	0	0	0	0	0	0
Lithuania	4	4	8	1	1	1	1	1	4	1	1	2	1	1	1	0	0
Luxembourg	15	15	39	1	1	5	1	1	4	0	0	0	13	13	29	0	0
Macau	2	2	6	2	2	6	0	0	0	0	0	0	0	0	0	0	0
Malaysia	12	11	29	2	1	1	4	4	9	2	2	9	4	4	9	0	0
Malta	5	4	7	1	1	2	2	2	3	1	0	0	1	1	3	0	0
Marshall Islands	25	23	42	11	11	21	5	5	7	0	0	0	9	7	15	3	3
Mauritius	1	1	0	1	1	0	0	0	0	0	0	0	0	0	0	0	0
Mexico	117	102	238	43	34	67	33	31	79	12	8	22	29	29	70	6	6
Mongolia	1	1	2	1	1	2	0	0	0	0	0	0	0	0	0	0	0
Montenegro	1	1	2	1	1	2	0	0	0	0	0	0	0	0	0	0	0
Montserrat	1	1	2	1	1	2	0	0	0	0	0	0	0	0	0	0	0
Morocco	8	8	13	2	2	4	4	4	7	1	1	2	1	1	1	0	0
Nepal	2	0	0	2	0	0	0	0	0	0	0	0	0	0	0	0	0
Netherlands	240	232	522	65	60	129	8	8	19	5	5	10	162	159	363	3	3
Netherlands Antilles	3	3	8	1	1	4	0	0	0	1	1	1	1	1	3	0	0
New Caledonia	1	1	5	0	0	0	0	0	0	0	0	0	1	1	5	0	0
New Zealand	124	122	274	14	12	37	69	69	146	10	10	23	31	31	69	5	5
Nicaragua	8	8	18	4	4	10	0	0	0	1	1	2	3	3	6	0	0
Northern Mariana Islands	100	97	194	52	51	98	23	22	51	9	8	19	16	16	26	3	3
Norway	58	58	143	11	11	19	18	18	50	5	5	15	24	24	59	3	3
Oman	2	2	6	0	0	0	0	0	0	0	0	0	2	2	6	0	0
Pakistan	10	8	17	4	3	7	3	2	4	1	1	2	2	2	3	0	0
Palau	10	9	20	7	6	12	0	0	0	3	3	8	0	0	0	1	1
Panama	468	429	763	287	256	435	71	69	137	31	31	53	79	73	138	2	2
Paracel Islands	1	0	0	0	0	0	0	0	0	0	0	0	1	0	0	0	0
Paraguay	10	8	18	3	1	2	0	0	0	1	1	3	6	6	12	0	0
Peru	49	46	114	33	30	74	8	8	25	2	2	3	6	6	12	0	0
Philippines	3,743	3,610	6,811	442	397	784	2,616	2,543	4,645	115	111	261	570	559	1,121	98	92
Pitcairn Islands	3	3	7	1	1	1	1	1	2	1	1	4	0	0	0	0	0
Poland	15	14	32	10	9	21	2	2	2	1	1	6	2	2	3	0	0
Portugal	50	49	118	10	9	18	11	11	25	1	1	3	28	28	72	1	1
Puerto Rico	11,440	9,955	11,977	9,670	8,359	9,669	480	428	732	113	76	103	1,177	1,092	1,473	166	142
Qatar	23	23	43	14	14	25	3	3	5	0	0	0	6	6	13	0	0
Romania	7	6	12	5	4	8	0	0	0	0	0	0	2	2	4	0	0
Russia	3	3	6	1	1	2	1	1	1	0	0	0	1	1	3	0	0
Samoa	2	1	2	0	0	0	0	0	0	0	0	0	1	1	2	0	0
Saudi Arabia	371	362	951	127	125	365	47	44	125	7	7	27	190	186	434	4	4
Serbia	2	2	3	1	1	1	0	0	0	0	0	0	1	1	1	0	0
Seychelles	5	5	12	3	3	6	0	0	0	0	0	0	2	2	6	0	0
Singapore	100	99	312	13	13	40	63	62	205	2	2	5	22	22	62	2	2
Slovakia	3	2	5	1	0	0	0	0	0	1	1	2	1	1	3	0	0
Slovenia	1	1	2	1	1	2	0	0	0	0	0	0	0	0	0	1	1
South Africa	16	16	51	8	8	24	3	3	8	3	3	8	2	2	11	0	0
South Korea	1,998	1,965	4,695	1,250	1,225	3,009	78	77	177	35	34	86	635	629	1,423	2	2
Spain	655	637	1,461	44	42	102	274	268	629	9	9	22	328	318	708	3	3
Sri Lanka	2	2	4	1	1	3	0	0	0	0	0	0	1	1	1	0	0
St. Kitts and Nevis	2	2	3	1	1	1	1	1	2	0	0	0	0	0	0	0	0
St. Lucia	7	6	12	2	1	1	2	2	3	1	1	3	2	2	4	0	0
St. Vincent and Grenadines	2	2	3	1	1	1	0	0	0	0	0	0	1	1	2	0	0
Swaziland	1	1	6	1	1	6	0	0	0	0	0	0	0	0	0	0	0
Sweden	31	31	66	9	9	19	11	11	27	3	3	7	8	8	14	3	3
Switzerland	38	37	99	18	17	32	7	7	20	2	2	5	11	11	41	1	1
Taiwan	25	24	57	5	4	5	12	12	29	1	1	2	7	7	22	0	0
Tanzania	3	2	7	1	1	2	2	1	5	0	0	0	0	0	0	0	0
Thailand	598	580	1,396	186	175	447	124	121	309	32	29	74	256	255	566	10	10
Tonga	2	2	5	1	1	2	0	0	0	0	0	0	1	1	3	0	0
Trinidad and Tobago	14	12	25	9	7	14	1	1	2	1	1	2	3	3	6	1	1
Tunisia	1	1	2	1	1	2	0	0	0	0	0	0	0	0	0	0	0
Turkey	171	168	395	32	31	95	18	18	33	3	3	10	118	116	258	0	0
Turks and Caicos Islands	1	1	1	1	1	1	0	0	0	0	0	0	0	0	0	0	0
Uganda	1	1	1	0	0	0	0	0	0	1	1	1	0	0	0	0	0
Ukraine	4	4	14	3	3	10	0	0	0	1	1	4	0	0	0	0	0
United Arab Emirates	28	28	78	14	14	41	1	1	2	3	3	13	10	10	22	0	0
United Kingdom	2,388	2,330	5,228	202	192	471	348	345	803	35	33	68	1,803	1,760	3,886	17	16
Uruguay	2	2	3	0	0	0	0	0	0	0	0	0	2	2	3	0	0
US Minor Outlying Islands	2	2	4	0	0	0	1	1	2	0	0	0	1	1	2	0	0
Uzbekistan	1	1	2	1	1	2	0	0	0	0	0	0	0	0	0	0	0
Venezuela	5	5	14	2	2	4	1	1	3	0	0	0	2	2	6	0	0

*Excludes the United States. Includes U.S. Territories.
Coast Guard pay is not available to DoD Office of the Actuary.

Number of Military Retirees by Country* as of September 30, 2014 (Payment in Thousands)

Country	----- DOD -----			----- ARMY -----			----- NAVY -----			----- MARINES -----			----- AIR FORCE -----			----- COAST GUARD -----	
	Number Retired	Paid By DOD	Monthly Payment	Number Retired	Paid By DOD	Monthly Payment	Number Retired	Paid By DOD	Monthly Payment	Number Retired	Paid By DOD	Monthly Payment	Number Retired	Paid By DOD	Monthly Payment	Number Retired	Paid By DHS
Vietnam	8	8	20	3	3	7	1	1	2	1	1	3	3	3	8	0	0
Virgin Islands	439	415	716	332	312	494	48	45	101	7	6	11	52	52	110	7	7
Yemen	1	0	0	0	0	0	1	0	0	0	0	0	0	0	0	0	0
Zambia	1	1	2	0	0	0	0	0	0	0	0	0	1	1	2	0	0
Zimbabwe	1	1	2	0	0	0	1	1	2	0	0	0	0	0	0	0	0
Armed Forces Europe	18	16	48	5	4	17	2	1	2	1	1	4	10	10	25	0	0
Armed Forces Pacific	8	8	12	0	0	0	6	6	9	0	0	0	2	2	3	0	0
TOTAL	41,776	39,307	\$78,466	21,106	19,262	\$34,537	8,077	7,844	\$16,693	1,527	1,414	\$3,522	11,066	10,787	\$23,713	439	404

*Excludes the United States. Includes U.S. Territories.
Coast Guard pay is not available to DoD Office of the Actuary.

Number of Military Retirees Age 65+ by Country* as of September 30, 2014 (Payment in Thousands)

Country	----- DOD -----			----- ARMY -----			----- NAVY -----			----- MARINES -----			----- AIR FORCE -----			----- COAST GUARD -----	
	Number Retired	Paid By DOD	Monthly Payment	Number Retired	Paid By DOD	Monthly Payment	Number Retired	Paid By DOD	Monthly Payment	Number Retired	Paid By DOD	Monthly Payment	Number Retired	Paid By DOD	Monthly Payment	Number Retired	Paid By DHS
American Samoa	103	102	179	51	50	86	26	26	46	13	13	25	13	13	22	2	1
Antigua and Barbuda	2	2	2	0	0	0	2	2	2	0	0	0	0	0	0	0	0
Argentina	4	4	17	0	0	0	3	3	15	0	0	0	1	1	2	0	0
Australia	223	219	550	50	47	120	76	76	187	11	11	31	86	85	212	3	3
Austria	27	26	70	16	15	39	4	4	9	0	0	0	7	7	22	1	1
Bahamas, The	3	3	8	1	1	2	0	0	0	1	1	2	1	1	4	0	0
Bahrain	7	7	18	0	0	0	2	2	3	1	1	2	4	4	13	0	0
Barbados	1	1	2	0	0	0	1	1	1	0	0	0	0	0	0	0	0
Belarus	1	1	1	1	1	2	0	0	0	0	0	0	0	0	0	0	0
Belgium	59	59	211	28	28	102	6	6	13	0	0	0	25	25	95	0	0
Belize	6	6	14	4	4	11	1	1	1	0	0	0	1	1	1	0	0
Bermuda	8	8	21	1	1	1	5	5	11	1	1	7	1	1	2	0	0
Bolivia	4	4	7	2	2	4	1	1	2	0	0	0	1	1	1	0	0
Brazil	15	14	39	6	6	11	3	2	7	0	0	0	6	6	22	0	0
British Indian Ocean Terr.	2	2	7	0	0	0	1	1	4	0	0	0	1	1	3	0	0
Canada	350	318	646	89	77	148	104	99	205	37	24	50	120	118	243	9	9
Cayman Islands	3	3	7	0	0	0	0	0	0	1	1	0	2	2	7	0	0
Chile	13	12	41	5	5	23	2	2	4	2	1	2	4	4	12	0	0
China	3	3	7	1	1	1	1	1	3	0	0	0	1	1	3	0	0
Colombia	17	15	36	8	7	14	2	2	7	1	0	0	6	6	15	0	0
Cook Islands	2	2	5	0	0	0	0	0	0	1	1	2	1	1	3	0	0
Costa Rica	50	48	93	18	17	30	12	12	18	2	2	3	18	17	41	2	2
Croatia	5	5	21	3	3	14	0	0	0	2	2	8	0	0	0	0	0
Cuba	6	5	15	1	1	2	4	3	10	0	0	0	1	1	3	0	0
Cyprus	4	4	9	1	1	2	0	0	0	2	2	5	1	1	2	0	0
Czech Republic	6	5	9	4	3	7	1	1	1	0	0	0	1	1	1	0	0
Denmark	16	14	35	8	7	16	0	0	0	1	0	0	7	7	19	0	0
Dominican Republic	12	12	29	6	6	15	2	2	3	0	0	0	4	4	11	0	0
Ecuador	15	14	38	10	9	26	3	3	6	0	0	0	2	2	6	0	0
Egypt	11	11	37	4	4	14	4	4	14	0	0	0	3	3	9	0	0
El Salvador	4	4	15	3	3	13	0	0	0	1	1	2	0	0	0	0	0
Estonia	2	2	5	2	2	1	0	0	0	0	0	0	1	1	4	0	0
Fed. States Of Micronesia	2	2	5	1	1	1	0	0	0	0	0	0	1	1	4	0	0
Finland	9	8	19	2	2	6	4	3	5	2	1	2	2	2	6	1	1
France	122	120	336	66	64	177	16	16	46	2	2	6	38	38	107	1	1
Germany	2,332	2,288	5,749	1,675	1,650	4,075	53	52	141	7	6	17	597	580	1,515	4	4
Ghana	3	3	5	3	3	5	0	0	0	0	0	0	0	0	0	0	0
Greece	110	107	261	17	17	34	23	22	50	3	2	6	67	66	171	0	0
Greenland	1	1	2	0	0	0	0	0	0	0	0	0	1	1	2	0	0
Grenada	1	1	0	1	1	0	0	0	0	0	0	0	0	0	0	1	1
Guam	737	705	1,418	269	255	473	249	239	495	30	26	68	189	185	382	13	13
Guatemala	5	5	15	3	3	10	0	0	0	0	0	0	2	2	5	0	0
Guyana	1	1	1	0	0	0	1	1	1	0	0	0	0	0	0	0	0
Haiti	1	1	3	1	1	3	0	0	0	0	0	0	0	0	0	0	0
Honduras	26	24	51	17	15	33	3	3	5	2	2	6	4	4	7	0	0
Hong Kong	7	6	15	2	1	3	3	3	6	0	0	0	2	2	6	0	0
Hungary	13	12	24	10	9	18	1	1	2	1	1	2	1	1	2	0	0
Iceland	6	5	10	0	0	0	2	2	2	0	0	0	4	3	8	0	0
India	2	2	10	2	2	10	0	0	0	0	0	0	0	0	0	0	0
Indonesia	12	11	32	3	3	7	3	3	12	2	1	7	4	4	7	0	0
Iraq	1	1	7	0	0	0	0	0	0	0	0	0	1	1	7	0	0
Ireland	48	46	100	15	15	34	10	10	26	4	3	6	19	18	34	1	1
Israel	28	28	68	16	16	42	3	3	5	1	1	2	8	8	20	0	0
Italy	265	254	663	113	106	293	70	70	167	3	2	9	79	76	195	2	2
Jamaica	5	4	5	2	2	2	1	1	1	1	0	0	1	1	2	0	0
Japan	803	790	1,960	122	120	289	280	276	660	121	119	352	280	275	658	3	3
Jordan	2	2	12	0	0	0	0	0	0	0	0	0	2	2	12	0	0
Kenya	3	2	3	1	0	0	2	0	0	1	1	2	1	1	2	0	0
Kuwait	10	10	18	7	7	12	2	2	5	1	1	2	0	0	0	0	0
Latvia	1	1	5	1	1	5	0	0	0	0	0	0	0	0	0	0	0
Lithuania	2	2	5	1	1	1	1	1	4	0	0	0	0	0	0	0	0
Luxembourg	7	7	17	0	0	0	0	0	0	0	0	0	7	7	17	0	0
Macau	1	1	3	1	1	3	0	0	0	0	0	0	0	0	0	0	0
Malaysia	5	5	15	0	0	0	1	1	2	1	1	5	3	3	7	0	0
Malta	1	1	3	0	0	0	0	0	0	0	0	0	1	1	3	0	0
Marshall Islands	6	4	6	2	2	3	1	1	1	0	0	0	3	1	2	0	0
Mexico	89	80	189	31	25	50	26	25	65	7	5	13	25	25	61	6	6
Montenegro	1	1	2	1	1	2	0	0	0	0	0	0	0	0	0	0	0
Montserrat	1	1	2	1	1	2	0	0	0	0	0	0	0	0	0	0	0
Morocco	4	4	7	2	2	4	1	1	2	0	0	0	1	1	1	0	0

*Excludes the United States. Includes U.S. Territories.
Coast Guard pay is not available to DoD Office of the Actuary.

Number of Military Retirees Age 65+ by Country* as of September 30, 2014 (Payment in Thousands)

Country	----- DOD -----			----- ARMY -----			----- NAVY -----			----- MARINES -----			----- AIR FORCE -----			----- COAST GUARD -----	
	Number Retired	Paid By DOD	Monthly Payment	Number Retired	Paid By DOD	Monthly Payment	Number Retired	Paid By DOD	Monthly Payment	Number Retired	Paid By DOD	Monthly Payment	Number Retired	Paid By DOD	Monthly Payment	Number Retired	Paid By DHS
Nepal	1	0	0	1	0	0	0	0	0	0	0	0	0	0	0	0	0
Netherlands	60	60	142	13	13	34	3	3	8	0	0	0	44	44	99	0	0
Netherlands Antilles	2	2	5	1	1	4	0	0	0	1	1	1	0	0	0	0	0
New Zealand	69	67	149	6	4	11	44	44	98	6	6	13	13	13	27	1	1
Nicaragua	1	1	2	0	0	0	0	0	0	0	0	0	1	1	2	0	0
Northern Mariana Islands	34	33	76	14	13	26	12	12	33	2	2	6	6	6	11	3	3
Norway	21	21	55	6	6	13	8	8	22	0	0	0	7	7	20	1	1
Oman	1	1	5	0	0	0	0	0	0	0	0	0	1	1	5	0	0
Pakistan	3	2	3	2	2	3	1	0	0	0	0	0	0	0	0	0	0
Palau	3	3	7	1	1	1	0	0	0	2	2	6	0	0	0	0	0
Panama	244	222	348	168	153	230	31	29	62	10	10	4	35	30	52	1	1
Paraguay	5	3	7	2	0	0	0	0	0	1	1	3	2	2	3	0	0
Peru	21	20	51	13	12	31	3	3	11	2	2	3	3	3	5	0	0
Philippines	2,051	1,985	3,667	199	178	343	1,567	1,524	2,746	44	43	95	241	240	483	80	75
Pitcairn Islands	1	1	1	1	1	1	0	0	0	0	0	0	0	0	0	0	0
Poland	4	4	10	3	3	9	0	0	0	0	0	0	1	1	2	0	0
Portugal	20	19	46	4	3	7	7	7	15	0	0	0	9	9	23	0	0
Puerto Rico	6,414	5,929	6,533	5,372	4,947	5,195	166	158	286	61	39	49	815	785	1,003	58	54
Romania	3	3	9	2	2	6	0	0	0	0	0	0	1	1	3	0	0
Russia	2	2	5	1	1	2	0	0	0	0	0	0	1	1	3	0	0
Saudi Arabia	42	40	102	9	8	22	5	4	15	0	0	0	28	28	66	0	0
Serbia	2	2	3	1	1	1	0	0	0	0	0	0	1	1	1	0	0
Seychelles	1	1	4	0	0	0	0	0	0	0	0	0	1	1	4	0	0
Singapore	9	8	25	2	2	5	5	4	17	0	0	0	2	2	4	0	0
Slovakia	2	2	5	0	0	0	0	0	0	1	1	2	1	1	3	0	0
Slovenia	1	1	2	1	1	2	0	0	0	0	0	0	0	0	0	0	0
South Africa	6	6	25	3	3	12	0	0	0	2	2	6	1	1	7	0	0
South Korea	404	399	1,027	265	262	676	8	8	23	7	7	20	124	122	307	1	1
Spain	295	286	679	26	25	58	87	85	222	5	5	11	177	171	389	1	1
St. Kitts and Nevis	1	1	1	1	1	1	0	0	0	0	0	0	0	0	0	0	0
St. Lucia	1	1	3	0	0	0	0	0	0	1	1	3	0	0	0	0	0
St. Vincent and Grenadines	1	1	2	0	0	0	0	0	0	0	0	0	0	1	2	0	0
Swaziland	1	1	6	1	1	6	0	0	0	0	0	0	0	0	0	0	0
Sweden	9	9	19	3	3	6	2	2	6	0	0	0	4	4	7	0	0
Switzerland	22	21	46	12	11	21	3	3	6	1	1	4	6	6	16	0	0
Taiwan	16	16	46	1	1	1	10	10	28	0	0	0	5	5	16	0	0
Thailand	327	317	748	105	100	244	55	54	140	17	14	36	150	149	327	5	5
Tonga	1	1	3	0	0	0	0	0	0	0	0	0	1	1	3	0	0
Trinidad and Tobago	4	3	5	2	1	0	1	1	2	0	0	0	1	1	3	1	1
Turkey	41	40	110	11	11	43	4	4	7	0	0	0	26	25	61	0	0
Uganda	1	1	1	0	0	0	0	0	0	1	1	1	0	0	0	0	0
Ukraine	2	2	10	1	1	6	0	0	0	1	1	4	0	0	0	0	0
United Arab Emirates	2	2	3	0	0	0	0	0	0	0	0	0	2	2	3	0	0
United Kingdom	988	967	2,277	77	74	194	143	141	357	9	8	16	759	744	1,709	5	5
US Minor Outlying Islands	2	2	4	0	0	0	1	1	2	0	0	0	1	1	2	0	0
Venezuela	2	2	5	1	1	2	1	1	3	0	0	0	0	0	0	0	0
Vietnam	4	4	11	1	1	3	0	0	0	1	1	3	2	2	4	0	0
Virgin Islands	206	195	289	165	156	208	18	16	41	3	3	5	20	20	36	2	2
Yemen	1	0	0	0	0	0	1	0	0	0	0	0	0	0	0	0	0
Zimbabwe	1	1	2	0	0	0	1	1	2	0	0	0	0	0	0	0	0
Armed Forces Pacific	2	2	3	0	0	0	1	1	2	0	0	0	1	1	2	0	0
TOTAL	17,014	16,193	\$29,830	9,208	8,632	\$13,735	3,208	3,119	\$6,428	443	386	\$934	4,155	4,056	\$8,732	208	198

*Excludes the United States. Includes U.S. Territories.
Coast Guard pay is not available to DoD Office of the Actuary.

Number of Military Retirees by Zip Code as of September 30, 2014 (Payment in Thousands)

ZIP Code	----- DOD -----			----- ARMY -----			----- NAVY -----			----- MARINES -----			----- AIR FORCE -----			----- COAST GUARD -----	
	Number Retired	Paid By DOD	Monthly Payment	Number Retired	Paid By DOD	Monthly Payment	Number Retired	Paid By DOD	Monthly Payment	Number Retired	Paid By DOD	Monthly Payment	Number Retired	Paid By DOD	Monthly Payment	Number Retired	Paid By DHS
006	3,253	2,747	3,163	2,779	2,323	2,530	116	102	174	39	32	47	319	290	413	40	35
007	4,107	3,559	4,184	3,606	3,116	3,510	227	212	370	39	23	28	235	208	276	48	42
008	439	415	716	332	312	494	48	45	101	7	6	11	52	52	110	7	7
009	4,079	3,648	4,627	3,284	2,919	3,626	137	114	188	35	21	28	623	594	784	78	65
010	2,104	1,912	3,247	541	465	729	310	276	511	105	78	159	1,148	1,093	1,847	55	45
011	443	404	637	141	129	198	69	63	108	32	25	46	201	187	285	6	6
012	499	459	765	195	180	264	154	145	238	19	12	27	131	122	236	15	14
013	344	311	548	141	126	221	65	60	116	19	12	21	119	113	190	10	10
014	1,132	1,040	2,143	669	614	1,168	136	123	232	44	36	82	283	267	662	30	28
015	1,196	1,095	1,936	481	442	749	275	254	459	82	56	123	358	343	606	53	49
016	307	274	432	149	128	190	54	50	67	26	21	43	78	75	132	16	15
017	1,115	1,047	2,387	462	426	822	193	183	365	52	46	93	408	392	1,107	30	30
018	1,797	1,622	3,309	675	596	1,033	357	321	615	117	85	166	648	620	1,494	94	87
019	1,214	1,083	2,019	457	389	649	359	339	608	99	77	131	299	278	632	98	92
020	1,178	1,078	1,966	510	467	809	349	330	612	89	67	119	230	214	427	89	83
021	1,771	1,531	2,369	846	729	1,012	462	416	696	138	90	136	325	296	524	119	110
022	21	16	29	9	5	6	7	6	8	1	1	2	4	4	13	1	1
023	1,465	1,320	2,166	585	521	777	454	426	714	121	94	167	305	279	508	137	129
024	559	520	1,071	221	203	371	167	160	332	43	33	66	128	124	302	26	25
025	858	794	1,664	252	239	435	179	166	365	43	30	66	384	359	797	189	181
026	957	887	1,943	312	292	592	240	226	519	67	47	108	338	322	725	157	151
027	1,854	1,685	2,741	840	757	1,033	503	474	865	100	74	147	411	380	696	137	126
028	4,508	4,220	9,598	1,320	1,205	2,118	2,113	2,036	5,523	204	160	473	871	819	1,484	218	206
029	945	851	1,315	472	416	587	211	194	365	42	29	58	220	212	305	20	18
030	2,472	2,317	5,302	782	717	1,514	456	431	857	138	113	249	1,096	1,056	2,682	99	93
031	768	705	1,391	303	278	477	124	114	227	48	39	89	293	274	598	38	33
032	1,360	1,275	2,704	548	512	966	277	262	573	78	62	139	457	439	1,025	50	49
033	420	396	743	224	210	368	71	69	121	13	10	22	112	107	232	10	9
034	536	490	1,047	227	206	407	124	116	261	36	28	63	149	140	315	11	11
035	449	417	747	262	239	353	91	90	195	16	13	29	80	75	169	10	10
036	111	104	200	49	46	76	31	29	55	9	9	19	22	20	50	5	5
037	462	423	948	182	164	338	121	113	280	23	19	47	136	127	283	20	17
038	3,001	2,816	6,435	741	677	1,384	676	638	1,509	123	105	240	1,461	1,396	3,302	164	158
039	608	565	1,338	94	80	133	226	213	564	15	13	31	273	259	610	41	39
040	2,947	2,764	5,683	759	685	1,175	1,305	1,263	2,878	130	104	234	753	712	1,397	278	266
041	501	466	921	190	177	313	154	145	314	26	22	39	131	122	254	79	79
042	1,583	1,471	2,558	526	476	657	657	631	1,198	72	57	113	328	307	591	57	55
043	972	906	1,689	367	341	582	348	328	654	31	25	50	226	212	403	41	38
044	1,867	1,733	3,022	551	491	857	361	341	650	57	44	80	898	857	1,435	68	63
045	577	553	1,241	126	112	187	336	328	775	18	17	43	97	96	235	56	55
046	669	615	1,193	200	169	289	252	242	512	27	20	43	190	184	349	164	154
047	791	738	1,202	331	299	362	90	87	163	21	17	34	349	335	643	12	11
048	299	283	631	97	93	165	104	99	255	20	16	46	78	75	165	78	78
049	1,215	1,097	1,935	485	427	642	292	276	532	61	43	103	377	351	659	55	49
050	351	321	614	152	139	202	89	84	199	22	17	39	88	81	173	6	5
051	156	142	235	99	89	135	32	29	55	3	2	2	22	22	44	3	3
052	167	154	263	82	74	97	43	41	81	10	9	20	32	30	65	2	2
053	115	98	193	55	44	75	27	24	50	5	3	9	28	27	59	5	4
054	1,549	1,464	2,539	743	700	1,120	222	208	423	39	33	74	545	523	922	30	30
056	548	520	984	322	307	534	81	78	166	19	14	40	126	121	244	12	12
057	448	409	745	249	233	362	87	82	175	26	14	33	86	80	175	18	17
058	443	413	742	217	202	309	89	84	191	20	16	34	117	111	208	10	10
059	33	30	42	20	19	21	4	4	10	1	0	0	8	7	12	1	1
060	1,940	1,800	3,112	793	723	1,154	407	384	669	98	72	118	642	621	1,171	49	43
061	472	420	649	252	233	317	85	72	118	30	20	41	105	95	173	13	13
062	636	592	1,117	216	195	308	248	238	503	30	22	43	142	137	262	41	39
063	3,430	3,285	7,260	449	419	632	2,711	2,634	6,168	61	43	74	209	189	385	372	365
064	1,875	1,719	3,311	775	703	1,205	573	542	1,156	109	80	161	418	394	788	116	109
065	397	339	509	207	176	230	85	74	130	27	18	25	78	71	124	15	12
066	280	237	382	130	109	174	62	55	93	29	19	27	59	54	89	8	8
067	661	578	956	284	248	365	146	130	225	47	31	43	184	169	324	20	19
068	566	517	1,011	228	205	349	177	171	346	41	28	79	120	113	237	13	12
069	82	72	156	38	32	67	22	21	46	3	1	0	19	18	44	3	3
070	1,545	1,323	1,986	825	706	960	344	311	504	117	75	107	259	231	415	32	30
071	269	204	280	165	121	145	51	41	60	18	9	16	35	33	59	3	3
072	140	121	145	85	73	79	22	21	27	10	6	8	23	21	31	1	0
073	173	144	171	97	76	72	44	39	54	8	7	9	24	22	36	5	5
074	584	511	800	311	270	378	139	130	210	37	25	45	97	86	166	16	14

Number of Military Retirees by Zip Code as of September 30, 2014 (Payment in Thousands)

ZIP Code	----- DOD -----			----- ARMY -----			----- NAVY -----			----- MARINES -----			----- AIR FORCE -----			----- COAST GUARD -----	
	Number Retired	Paid By DOD	Monthly Payment	Number Retired	Paid By DOD	Monthly Payment	Number Retired	Paid By DOD	Monthly Payment	Number Retired	Paid By DOD	Monthly Payment	Number Retired	Paid By DOD	Monthly Payment	Number Retired	Paid By DHS
075	114	90	108	65	53	56	21	18	27	5	3	4	23	16	20	1	0
076	426	373	555	228	198	279	92	83	126	36	28	47	70	64	103	17	17
077	1,560	1,416	2,768	950	861	1,738	313	291	529	87	66	108	210	198	393	59	56
078	735	653	1,217	401	365	644	147	135	257	60	42	82	127	111	234	20	19
079	309	279	558	149	132	241	86	81	179	25	19	34	49	47	104	10	10
080	7,162	6,699	13,028	2,645	2,456	4,496	1,334	1,245	2,483	331	259	515	2,852	2,739	5,534	169	159
081	317	278	420	124	106	135	101	92	146	22	15	34	70	65	105	12	11
082	987	905	1,590	339	307	477	231	209	410	55	40	80	362	349	623	245	239
083	684	621	979	269	245	335	152	136	233	32	26	52	231	214	359	32	30
084	91	80	132	28	26	29	28	25	48	8	4	7	27	25	48	1	1
085	972	904	1,764	381	354	662	184	173	320	34	25	46	373	352	736	19	18
086	741	680	1,092	391	361	534	108	104	156	20	16	20	222	199	381	8	7
087	1,588	1,438	2,568	681	615	1,042	478	437	822	90	68	126	339	318	579	64	64
088	1,223	1,093	1,629	611	552	804	295	274	400	85	52	72	232	215	352	37	37
089	68	61	97	41	36	50	14	13	26	2	2	3	11	10	18	2	2
100	761	626	1,139	364	301	476	168	140	287	67	52	103	162	133	272	12	12
101	58	52	89	26	21	33	14	14	25	8	8	11	10	9	20	1	1
102	12	11	26	5	5	12	5	4	9	1	1	2	1	1	4	0	0
103	635	553	663	370	323	376	161	147	163	35	22	39	69	61	85	73	70
104	859	684	798	538	431	459	149	128	161	61	34	56	111	91	121	13	13
105	769	665	1,073	390	334	545	172	159	250	49	28	42	158	144	236	23	20
106	58	49	88	22	20	40	14	12	19	8	4	5	14	13	24	0	0
107	184	157	248	87	76	121	54	48	72	11	6	11	32	27	44	8	6
108	58	49	72	23	18	28	18	16	23	6	4	7	11	11	15	2	2
109	953	863	1,736	574	530	1,142	162	148	233	55	32	55	162	153	307	29	26
110	246	216	370	132	116	205	51	44	68	23	18	37	40	38	59	9	8
111	82	66	109	43	34	50	20	16	27	7	4	8	12	12	24	4	3
112	1,444	1,138	1,475	873	685	824	253	209	292	100	59	92	218	185	267	35	34
113	542	454	587	287	244	297	118	102	127	44	24	33	93	84	130	16	13
114	702	568	696	444	361	415	100	83	107	48	32	48	110	92	126	18	17
115	808	722	1,117	400	352	513	189	177	276	71	53	86	148	140	241	34	33
116	101	90	125	60	54	73	18	16	18	5	3	4	18	17	30	6	5
117	2,154	1,875	2,715	898	770	999	537	481	746	172	115	168	547	509	802	150	143
118	63	54	73	21	17	26	22	17	22	3	3	4	17	17	21	5	5
119	594	532	919	181	153	246	136	127	222	38	25	40	239	227	410	52	51
120	1,577	1,455	2,640	616	560	974	393	372	721	75	51	98	493	472	847	28	26
121	1,107	1,017	1,786	476	436	773	281	259	465	58	41	77	292	281	471	26	25
122	351	306	466	173	151	217	80	75	107	20	13	19	78	67	123	10	9
123	680	643	1,078	268	244	384	139	131	244	32	20	46	225	217	328	11	10
124	400	360	617	179	161	251	98	89	153	27	20	36	96	90	177	24	24
125	1,499	1,360	2,540	703	641	1,253	234	215	341	93	65	112	469	439	833	32	30
126	165	143	239	74	63	100	38	33	65	11	5	7	42	42	67	6	5
127	244	206	342	104	82	119	69	62	98	16	11	22	55	51	103	10	10
128	1,350	1,269	2,347	527	488	824	417	404	773	50	37	68	356	340	681	25	23
129	1,385	1,302	2,338	448	416	556	176	160	306	53	42	85	708	684	1,391	14	13
130	1,888	1,737	3,140	734	652	1,104	397	374	692	85	65	124	672	646	1,221	30	30
131	873	811	1,387	364	323	505	207	199	348	45	37	59	257	252	476	24	23
132	630	564	843	253	219	291	105	91	138	33	29	49	239	225	364	11	10
133	870	799	1,447	349	315	456	175	164	330	36	23	53	310	297	608	11	10
134	1,531	1,423	2,595	418	376	511	211	199	352	44	30	53	858	818	1,679	8	8
135	249	229	317	131	120	132	39	38	51	9	7	17	70	64	118	0	0
136	2,857	2,606	4,893	2,189	1,988	3,700	266	249	458	66	47	99	336	322	636	34	33
137	515	474	817	211	192	287	151	147	263	30	22	39	123	113	228	6	5
138	563	509	902	237	211	310	162	149	294	35	26	60	129	123	238	9	9
139	221	195	280	122	109	136	51	47	65	19	12	27	29	27	53	1	1
140	1,714	1,558	2,517	727	662	899	345	320	550	106	79	173	536	497	895	61	60
141	894	825	1,261	340	304	428	163	154	243	52	41	77	339	326	512	25	25
142	1,430	1,275	1,853	674	600	766	261	237	372	77	48	77	418	390	639	60	54
143	327	302	429	125	115	153	63	56	86	11	9	5	128	122	185	3	3
144	987	900	1,510	465	415	618	213	200	343	64	52	86	245	233	463	31	28
145	1,086	985	1,772	499	452	685	256	238	469	70	48	80	261	247	537	33	31
146	857	752	1,147	437	376	533	191	176	266	65	45	78	164	155	270	17	16
147	743	667	1,111	284	245	355	217	204	324	56	50	97	186	168	334	17	14
148	1,317	1,192	2,091	536	476	705	353	330	594	85	62	129	343	324	663	22	21
149	177	165	258	67	58	85	52	51	73	15	14	21	43	42	80	4	4
150	1,776	1,639	2,892	591	533	896	368	349	677	130	98	188	687	659	1,131	20	17
151	1,307	1,204	2,077	475	438	731	251	229	423	77	57	118	504	480	805	22	19
152	1,900	1,725	3,019	782	701	1,099	384	348	663	138	105	209	596	571	1,048	37	33

Number of Military Retirees by Zip Code as of September 30, 2014 (Payment in Thousands)

ZIP Code	DOD			ARMY			NAVY			MARINES			AIR FORCE			COAST GUARD	
	Number Retired	Paid By DOD	Monthly Payment	Number Retired	Paid By DOD	Monthly Payment	Number Retired	Paid By DOD	Monthly Payment	Number Retired	Paid By DOD	Monthly Payment	Number Retired	Paid By DOD	Monthly Payment	Number Retired	Paid By DHS
153	772	721	1,289	355	332	532	133	126	260	46	35	77	238	228	420	19	16
154	664	596	1,003	300	273	382	129	120	260	74	51	91	161	152	270	11	10
155	470	434	871	197	180	338	117	111	218	35	29	79	121	114	236	12	12
156	1,282	1,180	2,090	540	495	756	291	270	545	92	72	162	359	343	628	23	22
157	510	466	782	254	230	331	114	106	193	27	20	40	115	110	219	5	4
158	458	424	710	253	237	362	80	75	129	28	22	47	97	90	171	3	2
159	944	887	1,485	490	461	648	195	181	341	73	66	145	186	179	352	14	12
160	862	790	1,455	346	320	517	187	168	336	50	38	72	279	264	530	14	14
161	1,000	915	1,520	419	376	566	212	201	347	50	37	74	319	301	534	8	8
162	384	347	587	182	166	246	99	89	166	16	11	22	87	81	154	2	1
163	759	690	1,220	289	261	418	201	186	340	50	35	72	219	208	390	17	17
164	559	515	896	229	205	342	164	158	280	37	32	52	129	120	221	22	22
165	666	590	986	314	272	438	172	163	244	48	36	55	132	119	249	26	23
166	1,232	1,142	1,896	567	521	763	295	282	446	73	61	108	297	278	580	26	25
167	237	220	370	92	85	129	65	60	105	14	12	21	66	63	115	6	5
168	993	941	1,988	411	383	630	221	213	529	70	64	185	291	281	644	17	15
169	418	380	757	160	144	247	111	100	220	30	26	61	117	110	229	13	12
170	5,531	5,264	13,050	2,746	2,620	7,033	1,070	1,021	2,564	280	241	684	1,435	1,382	2,769	77	73
171	1,066	1,000	1,873	556	524	980	165	159	322	54	41	79	291	276	492	18	15
172	1,962	1,850	3,915	959	904	1,884	343	332	742	108	91	193	552	523	1,097	18	17
173	2,269	2,139	4,794	975	910	2,032	513	496	1,162	143	125	295	638	608	1,304	68	66
174	731	690	1,387	294	274	555	160	153	306	53	43	80	224	220	445	21	20
175	1,026	953	1,879	388	358	637	261	249	542	88	70	146	289	276	554	24	20
176	558	515	1,115	232	211	418	147	142	311	35	27	59	144	135	327	11	10
177	946	871	1,450	436	397	566	397	366	388	61	49	98	213	199	398	15	13
178	1,081	1,002	1,752	440	405	612	229	213	405	74	64	126	338	320	610	11	10
179	761	720	1,166	429	406	618	133	126	247	22	19	34	177	169	266	10	9
180	1,618	1,498	2,745	625	560	962	514	491	872	97	82	144	382	365	766	44	42
181	364	322	583	165	144	238	89	81	144	24	19	52	86	78	149	6	6
182	645	593	931	324	295	384	133	125	195	33	27	60	155	146	293	17	13
183	640	588	1,049	304	276	472	144	136	221	51	42	80	141	134	277	24	22
184	1,047	962	1,629	516	474	720	246	235	420	52	38	71	233	215	418	19	17
185	445	409	556	253	234	288	82	76	93	29	21	33	81	78	141	5	3
186	871	803	1,351	378	351	531	192	179	327	60	48	87	241	225	406	17	15
187	660	606	967	321	298	423	133	119	180	45	38	75	161	151	288	11	11
188	384	360	663	140	126	210	114	110	204	23	20	45	107	104	203	11	10
189	1,472	1,385	2,882	378	347	619	633	610	1,368	110	86	184	351	342	711	18	17
190	3,008	2,730	5,055	1,062	940	1,628	973	912	1,757	253	197	396	720	681	1,275	62	60
191	2,755	2,352	3,330	1,267	1,063	1,367	685	618	978	218	143	236	585	528	749	38	34
193	1,407	1,314	3,037	555	508	1,118	392	381	932	110	91	209	350	334	778	32	27
194	1,455	1,348	2,711	552	509	1,005	411	398	785	131	99	233	361	342	689	27	27
195	721	667	1,208	287	257	446	195	185	347	58	48	106	181	177	310	15	14
196	604	558	1,044	246	224	383	154	143	260	58	46	90	146	145	312	16	15
197	1,705	1,593	2,782	724	675	1,164	313	289	520	96	73	135	572	556	963	34	33
198	755	714	1,290	327	306	517	176	168	316	37	33	64	215	207	393	15	14
199	6,396	6,154	12,487	1,360	1,289	2,370	646	613	1,280	155	134	310	4,235	4,118	8,528	138	136
200	2,477	2,233	5,777	1,091	957	2,396	592	560	1,605	127	95	236	667	621	1,540	39	36
201	12,926	12,575	43,263	4,503	4,366	15,295	2,977	2,902	10,002	1,023	975	3,297	4,423	4,332	14,669	288	283
203	16	6	16	7	2	2	5	3	14	4	1	0	0	0	0	1	0
204	2	0	0	1	0	0	1	0	0	0	0	0	0	0	0	0	0
205	8	5	14	2	2	3	3	1	6	0	0	0	3	2	5	0	0
206	10,820	10,412	25,604	1,453	1,370	3,123	4,953	4,794	12,314	693	659	1,842	3,721	3,589	8,325	136	131
207	11,669	10,809	24,403	4,116	3,788	8,403	2,344	2,184	4,801	527	467	1,085	4,682	4,370	10,113	189	186
208	3,710	3,453	11,150	1,285	1,183	3,970	1,524	1,435	4,696	184	155	383	717	680	2,101	107	104
209	1,489	1,355	3,878	719	653	1,938	419	389	1,107	66	55	128	285	258	705	41	41
210	8,303	7,832	19,463	4,393	4,170	10,328	1,734	1,641	4,350	309	262	671	1,867	1,759	4,114	238	230
211	5,657	5,353	12,849	2,529	2,385	5,586	1,374	1,308	3,373	232	205	478	1,522	1,455	3,412	246	240
212	4,023	3,562	5,974	2,069	1,805	2,891	796	726	1,317	227	169	314	931	862	1,452	118	114
214	1,587	1,526	5,522	328	305	937	861	841	3,340	96	88	322	302	292	923	56	55
215	603	562	964	271	252	381	145	135	232	39	30	62	148	145	289	4	4
216	1,225	1,138	2,795	427	396	828	386	373	1,035	91	76	196	321	293	736	72	68
217	3,742	3,524	8,354	1,738	1,630	3,945	959	918	2,154	187	155	372	858	821	1,885	56	54
218	1,017	928	1,883	432	392	727	277	259	564	65	51	117	243	226	476	91	87
219	796	741	1,478	485	454	957	129	119	223	31	23	42	151	145	256	23	22
220	11,242	10,923	43,888	4,714	4,569	18,057	2,644	2,575	10,563	884	854	3,383	3,000	2,925	11,885	224	221
221	13,087	12,634	43,936	5,849	5,639	18,936	2,502	2,433	9,075	1,190	1,134	3,905	3,546	3,428	12,020	271	268
222	2,604	2,501	10,265	896	858	3,482	749	719	3,069	228	211	792	731	713	2,922	71	69
223	7,456	7,189	28,424	3,067	2,952	11,415	1,743	1,697	6,791	506	478	1,922	2,140	2,062	8,297	164	163

Number of Military Retirees by Zip Code as of September 30, 2014 (Payment in Thousands)

ZIP Code	DOD			ARMY			NAVY			MARINES			AIR FORCE			COAST GUARD	
	Number Retired	Paid By DOD	Monthly Payment	Number Retired	Paid By DOD	Monthly Payment	Number Retired	Paid By DOD	Monthly Payment	Number Retired	Paid By DOD	Monthly Payment	Number Retired	Paid By DOD	Monthly Payment	Number Retired	Paid By DHS
224	6,357	6,118	16,591	1,782	1,700	4,541	1,584	1,537	3,975	1,863	1,800	5,268	1,128	1,081	2,808	136	135
225	6,914	6,680	19,633	2,217	2,113	5,780	1,189	1,154	3,293	2,231	2,179	6,924	1,277	1,234	3,636	157	155
226	1,827	1,730	4,395	641	599	1,531	447	429	1,112	136	124	363	603	578	1,391	31	30
227	877	839	2,147	358	338	811	224	215	583	97	93	267	198	193	486	15	15
228	820	778	1,953	312	289	716	229	222	557	62	58	158	217	209	521	13	10
229	2,118	2,022	5,835	904	848	2,428	606	585	1,708	132	121	377	476	468	1,321	29	28
230	2,726	2,583	6,146	1,070	1,005	2,373	803	771	1,842	127	111	279	726	696	1,652	188	185
231	6,020	5,808	17,035	2,503	2,395	6,970	1,584	1,544	4,544	281	256	736	1,652	1,613	4,785	219	214
232	3,061	2,830	5,606	1,615	1,492	2,851	619	584	1,246	184	146	325	643	608	1,184	47	44
233	9,266	8,946	22,554	1,019	935	2,117	7,142	6,957	17,569	422	399	1,209	683	655	1,658	608	593
234	26,121	25,295	64,245	2,174	2,009	4,859	21,624	21,071	52,984	1,002	954	3,027	1,321	1,261	3,375	578	562
235	6,189	5,855	12,817	546	475	921	5,184	4,951	10,774	215	200	545	244	229	577	76	71
236	15,770	15,106	38,017	4,846	4,554	11,547	3,435	3,290	6,958	218	193	465	7,271	7,069	19,046	310	296
237	2,091	1,945	3,792	329	291	484	1,517	1,430	2,870	82	72	144	163	152	294	165	160
238	6,936	6,631	14,986	5,050	4,847	11,172	878	845	1,762	244	215	489	764	724	1,563	54	50
239	932	877	1,775	424	399	694	295	283	637	42	34	105	171	161	340	16	16
240	2,023	1,882	3,965	864	791	1,479	503	482	1,030	115	103	236	541	506	1,220	40	36
241	1,459	1,348	2,914	609	559	1,065	400	380	878	102	86	182	348	323	788	28	25
242	857	773	1,332	423	376	561	143	130	222	55	44	95	236	223	455	10	9
243	892	826	1,471	439	404	593	193	178	377	38	30	64	222	214	437	12	11
244	1,123	1,072	2,548	482	463	985	302	282	671	88	83	270	251	244	622	27	24
245	2,491	2,332	4,684	1,017	932	1,647	728	703	1,475	205	180	403	541	517	1,159	35	34
246	242	210	333	142	118	160	37	34	54	12	9	17	51	49	102	2	2
247	328	286	517	152	131	234	64	56	100	23	15	29	89	84	154	6	4
248	98	80	139	53	43	71	15	13	22	7	4	7	23	20	38	0	0
249	391	362	747	176	164	300	82	78	184	33	26	66	100	94	197	6	6
250	308	285	449	123	112	168	48	45	72	15	12	24	122	116	185	4	3
251	384	344	582	166	143	238	55	53	90	23	15	27	140	133	227	6	6
252	376	344	584	181	164	257	69	66	118	20	18	37	106	96	173	5	5
253	627	587	1,045	252	228	429	89	86	138	36	29	66	250	244	412	4	4
254	1,990	1,862	3,763	644	581	1,193	431	408	888	152	136	305	763	737	1,377	96	94
255	666	605	1,082	298	265	468	117	111	191	40	28	61	211	201	363	16	15
256	121	98	144	63	51	65	16	14	26	10	5	8	32	28	45	0	0
257	320	285	493	161	140	245	74	67	99	19	16	33	66	62	117	2	2
258	518	454	810	239	205	338	96	87	176	29	18	40	154	144	257	1	1
259	316	286	475	154	138	190	56	51	120	16	12	20	90	85	145	3	3
260	535	488	809	219	188	282	154	150	249	30	21	36	132	129	241	8	7
261	755	690	1,123	346	321	460	151	144	244	62	44	79	196	181	341	7	7
262	621	569	1,013	317	287	450	111	106	204	33	25	55	160	151	304	8	8
263	607	558	986	265	243	377	139	134	252	56	48	99	147	133	258	9	8
264	407	374	637	188	175	256	87	79	153	32	26	56	100	94	172	6	6
265	868	786	1,468	416	373	617	170	155	318	56	47	105	226	211	428	10	9
266	194	166	297	97	80	126	28	26	45	14	11	34	55	49	91	2	2
267	446	418	794	218	204	345	104	99	204	26	20	45	98	95	200	3	3
268	261	242	526	76	67	140	116	109	238	20	20	44	49	46	104	6	6
270	1,501	1,389	2,893	621	564	1,089	355	334	687	118	103	252	407	388	865	34	32
271	1,042	961	1,805	462	414	705	232	225	451	81	69	131	267	253	519	17	17
272	2,797	2,580	5,187	1,169	1,053	1,871	614	579	1,266	216	182	406	798	766	1,645	73	68
273	3,011	2,852	6,235	1,602	1,502	3,275	447	425	883	146	130	313	816	795	1,764	40	37
274	1,272	1,161	2,347	569	508	961	266	253	489	97	79	158	340	321	738	28	27
275	9,729	9,215	19,919	3,670	3,394	6,876	1,397	1,337	2,895	623	569	1,455	4,039	3,915	8,692	128	119
276	2,429	2,288	5,090	1,127	1,048	2,187	480	459	999	212	195	499	610	586	1,406	41	38
277	1,187	1,093	2,336	592	533	1,037	209	201	472	79	67	140	307	292	687	14	11
278	3,685	3,425	6,808	1,613	1,462	2,390	706	674	1,504	248	217	496	1,118	1,072	2,417	79	75
279	3,283	3,156	7,083	711	647	1,267	2,015	1,981	4,492	170	156	424	967	932	899	793	773
280	3,685	3,455	6,796	1,496	1,365	2,440	731	702	1,399	279	244	582	1,179	1,144	2,376	52	49
281	3,105	2,878	5,870	1,265	1,134	2,173	684	656	1,351	205	175	423	951	913	1,923	57	50
282	3,150	2,897	5,948	1,371	1,226	2,389	655	627	1,244	298	259	626	826	785	1,688	47	46
283	25,068	23,840	54,112	19,894	18,867	43,342	1,049	993	2,171	372	347	814	3,753	3,633	7,785	74	65
284	4,991	4,697	11,209	1,903	1,768	4,030	1,046	992	2,358	931	865	2,240	1,111	1,072	2,580	282	277
285	14,143	13,350	31,828	1,710	1,566	2,916	2,012	1,911	4,342	9,242	8,763	22,145	1,179	1,110	2,425	401	375
286	3,194	2,957	6,058	1,422	1,300	2,312	699	661	1,476	228	190	439	845	806	1,831	36	35
287	4,227	3,964	9,413	1,521	1,380	2,993	1,101	1,055	2,559	271	240	674	1,334	1,289	3,187	100	93
288	683	621	1,567	235	201	432	172	161	391	45	38	117	231	221	628	15	15
289	371	348	796	140	127	262	104	102	244	21	18	47	106	101	243	15	15
290	6,705	6,392	13,442	3,726	3,527	7,245	759	717	1,443	211	192	480	2,009	1,956	4,274	46	42
291	5,922	5,656	11,462	2,111	1,981	3,427	530	496	965	135	120	264	3,146	3,059	6,806	29	28
292	7,092	6,749	14,902	5,239	5,002	11,090	520	482	992	178	159	373	1,155	1,106	2,446	24	23

Number of Military Retirees by Zip Code as of September 30, 2014 (Payment in Thousands)

ZIP Code	----- DOD -----			----- ARMY -----			----- NAVY -----			----- MARINES -----			----- AIR FORCE -----			----- COAST GUARD -----	
	Number Retired	Paid By DOD	Monthly Payment	Number Retired	Paid By DOD	Monthly Payment	Number Retired	Paid By DOD	Monthly Payment	Number Retired	Paid By DOD	Monthly Payment	Number Retired	Paid By DOD	Monthly Payment	Number Retired	Paid By DHS
293	2,539	2,361	4,058	1,347	1,243	1,842	481	448	840	130	108	226	581	562	1,150	16	16
294	15,567	14,735	32,591	2,831	2,577	5,218	6,556	6,261	14,091	624	565	1,419	5,556	5,332	11,864	389	370
295	5,728	5,321	10,261	2,514	2,280	3,909	925	870	1,800	279	239	549	2,010	1,932	4,003	86	82
296	6,818	6,443	12,622	2,979	2,786	4,730	1,405	1,345	2,705	379	322	790	2,055	1,990	4,397	65	62
297	2,375	2,232	4,238	1,049	962	1,596	514	496	946	143	122	311	669	652	1,385	31	28
298	2,320	2,200	4,622	1,273	1,196	2,224	469	457	1,120	113	96	235	465	451	1,043	27	25
299	3,486	3,323	8,437	896	836	1,951	663	640	1,747	1,377	1,316	3,354	550	531	1,386	45	44
300	11,367	10,543	23,120	5,207	4,772	10,677	2,264	2,115	4,302	745	648	1,437	3,151	3,008	6,703	117	110
301	8,344	7,851	16,470	3,112	2,838	6,093	1,995	1,920	3,830	642	579	1,218	2,595	2,514	5,329	91	84
302	10,746	10,160	23,579	6,822	6,461	15,712	1,324	1,253	2,422	451	406	894	2,149	2,040	4,552	77	71
303	2,981	2,714	5,906	1,536	1,362	3,026	530	509	1,041	183	150	328	732	693	1,511	28	25
304	1,728	1,582	2,859	1,010	914	1,575	253	240	459	74	60	134	391	368	690	15	15
305	3,817	3,568	7,598	1,664	1,513	3,199	835	805	1,673	248	216	482	1,070	1,034	2,244	77	72
306	2,161	2,043	4,380	1,014	943	1,843	505	486	1,076	115	103	268	527	511	1,193	25	22
307	1,430	1,283	2,316	669	593	1,039	275	255	459	89	63	126	397	372	692	25	24
308	6,566	6,205	13,733	5,386	5,086	11,362	488	472	1,019	140	126	286	552	521	1,067	10	10
309	4,546	4,190	8,967	3,812	3,534	7,658	324	299	571	94	79	167	316	278	570	12	8
310	10,345	9,806	21,116	1,962	1,801	3,237	794	742	1,394	290	250	555	7,299	7,013	15,930	48	46
311	36	35	70	22	21	41	5	5	8	2	2	4	7	7	16	1	0
312	1,263	1,173	2,351	449	400	710	206	194	347	55	45	84	553	534	1,210	7	6
313	6,575	6,128	12,114	5,378	4,977	9,906	359	346	660	107	90	196	731	715	1,353	88	86
314	3,252	2,988	6,095	2,047	1,849	3,785	309	294	640	127	108	255	769	737	1,415	87	83
315	4,475	4,253	8,476	1,141	1,031	1,886	2,479	2,416	4,973	166	149	359	689	657	1,258	69	64
316	3,162	2,990	6,087	612	537	910	205	193	366	56	49	94	2,289	2,211	4,717	13	12
317	3,181	2,934	5,946	1,101	988	1,671	551	506	980	789	741	1,892	740	699	1,403	19	17
318	2,162	2,081	4,939	1,821	1,752	4,260	133	129	245	36	33	79	172	167	356	8	6
319	5,823	5,457	11,291	5,264	4,958	10,371	203	186	312	69	54	106	287	259	501	12	11
320	14,802	14,265	33,177	2,861	2,682	5,710	9,242	9,025	21,556	701	661	1,623	1,998	1,897	4,288	288	277
321	7,334	6,906	16,478	2,566	2,375	5,501	2,125	2,043	4,829	408	351	890	2,235	2,137	5,258	251	244
322	19,580	18,780	39,549	2,817	2,569	5,120	14,107	13,714	29,113	778	712	1,668	1,878	1,785	3,649	326	312
323	3,143	2,977	6,824	1,284	1,189	2,423	663	634	1,488	197	178	459	999	976	2,453	72	71
324	9,170	8,796	20,021	1,767	1,630	3,379	1,699	1,644	3,682	200	177	430	5,504	5,345	12,530	146	143
325	33,161	31,879	80,467	3,741	3,435	7,890	10,375	10,026	25,047	1,257	1,177	3,482	17,788	17,241	44,048	324	310
326	2,830	2,623	5,664	1,044	949	1,924	867	816	1,770	167	142	302	752	716	1,668	82	74
327	9,183	8,540	20,171	2,978	2,663	6,013	2,883	2,761	6,604	565	501	1,277	2,757	2,615	6,278	204	193
328	6,536	6,053	13,453	2,426	2,154	4,555	1,931	1,857	4,127	359	300	701	1,820	1,742	4,070	79	75
329	13,074	12,468	31,352	3,225	2,996	7,473	2,274	2,172	5,280	494	425	1,125	7,081	6,875	17,475	364	354
330	4,414	3,985	8,504	1,795	1,566	3,223	1,077	1,009	2,219	258	196	451	1,284	1,214	2,612	331	317
331	2,901	2,554	5,397	1,337	1,140	2,318	494	445	999	182	137	296	888	832	1,784	189	179
332	59	50	103	33	27	57	7	7	10	3	2	4	16	14	31	0	0
333	1,867	1,672	3,494	785	686	1,380	427	393	785	139	114	256	516	479	1,073	164	158
334	3,987	3,629	8,054	1,524	1,354	2,804	1,010	947	2,063	291	234	538	1,162	1,094	2,649	168	161
335	11,760	11,206	27,651	4,043	3,795	9,776	1,937	1,857	4,232	646	591	1,725	5,134	4,963	11,919	287	274
336	6,550	6,146	15,300	2,254	2,070	5,347	907	851	1,989	340	302	921	3,049	2,923	7,043	134	127
337	5,940	5,450	12,553	2,085	1,868	4,323	1,345	1,250	2,645	357	290	727	2,153	2,042	4,858	483	459
338	5,374	5,013	9,991	2,064	1,882	3,505	1,319	1,263	2,579	283	239	539	1,708	1,629	3,368	135	126
339	5,131	4,771	10,634	1,966	1,791	3,764	1,351	1,287	2,845	285	231	565	1,529	1,462	3,460	182	171
340	1	1	2	1	1	2	0	0	0	0	0	0	0	0	0	0	0
341	1,651	1,545	3,921	624	576	1,448	440	423	1,029	114	90	232	473	456	1,212	51	49
342	5,500	5,149	12,236	2,065	1,904	4,384	1,359	1,296	3,032	306	256	622	1,770	1,693	4,198	208	199
344	5,239	4,884	10,213	1,735	1,588	3,076	1,459	1,374	2,956	287	248	557	1,758	1,674	3,625	162	157
346	6,011	5,544	11,925	2,116	1,898	4,047	1,477	1,385	2,915	378	318	732	2,040	1,943	4,232	366	352
347	5,073	4,710	10,045	2,022	1,803	3,608	1,336	1,284	2,735	278	244	554	1,437	1,379	3,149	123	122
349	2,514	2,321	5,007	951	846	1,744	662	630	1,390	151	128	334	750	717	1,540	131	127
350	3,375	3,155	5,609	1,789	1,659	2,670	539	516	982	160	135	283	516	485	1,674	46	41
351	2,538	2,372	4,165	1,297	1,196	1,914	408	392	744	118	97	202	715	687	1,305	47	43
352	2,652	2,466	4,831	1,402	1,296	2,348	423	394	737	129	107	244	698	669	1,502	40	34
354	1,520	1,380	2,377	870	786	1,171	261	243	395	68	54	131	321	297	681	20	19
355	1,267	1,184	1,646	786	735	806	181	168	316	38	30	63	262	251	461	19	19
356	3,077	2,911	5,757	1,820	1,721	3,243	457	430	850	131	119	278	669	641	1,385	37	36
357	6,103	5,920	16,235	4,304	4,177	11,636	522	503	1,204	218	204	562	1,059	1,036	2,832	28	28
358	4,482	4,293	11,440	3,273	3,145	8,508	340	324	711	151	137	362	718	687	1,859	19	17
359	2,143	2,002	3,494	1,151	1,064	1,734	348	339	635	85	66	148	559	533	976	16	16
360	5,855	5,568	11,850	2,008	1,869	3,179	448	417	829	133	113	282	3,266	3,169	7,561	27	27
361	4,159	3,914	9,417	1,096	989	1,818	270	254	474	81	64	136	2,712	2,607	6,988	7	7
362	2,987	2,836	5,374	2,154	2,051	3,850	326	312	568	91	78	176	416	395	780	14	13
363	7,094	6,819	15,482	5,554	5,362	12,541	512	484	980	139	126	276	889	847	1,685	47	44
364	1,122	1,046	1,743	650	605	873	191	179	344	35	25	59	246	237	467	9	8

Number of Military Retirees by Zip Code as of September 30, 2014 (Payment in Thousands)

ZIP Code	----- DOD -----			----- ARMY -----			----- NAVY -----			----- MARINES -----			----- AIR FORCE -----			----- COAST GUARD -----	
	Number Retired	Paid By DOD	Monthly Payment	Number Retired	Paid By DOD	Monthly Payment	Number Retired	Paid By DOD	Monthly Payment	Number Retired	Paid By DOD	Monthly Payment	Number Retired	Paid By DOD	Monthly Payment	Number Retired	Paid By DHS
365	4,013	3,788	8,019	1,564	1,460	2,677	1,174	1,127	2,600	234	212	531	1,041	989	2,212	341	333
366	2,090	1,935	3,551	930	855	1,409	492	467	934	114	84	176	554	529	1,031	377	366
367	874	802	1,322	503	464	646	105	95	187	35	26	56	231	217	434	9	9
368	4,379	4,083	8,356	3,366	3,131	6,148	380	355	753	80	70	175	553	527	1,280	21	20
369	138	127	191	77	72	89	16	15	27	7	5	10	38	35	65	1	1
370	13,666	12,808	26,918	10,208	9,534	19,879	1,217	1,162	2,435	329	286	687	1,912	1,826	3,918	73	66
371	4,962	4,640	9,246	2,434	2,243	4,405	819	778	1,557	247	212	447	1,462	1,407	2,836	52	50
372	1,652	1,541	2,988	799	741	1,298	253	239	486	93	79	198	507	482	1,006	15	15
373	4,535	4,249	8,688	1,800	1,649	3,016	979	941	1,978	239	198	417	1,517	1,461	3,278	73	67
374	1,083	987	1,819	508	466	800	239	221	419	62	46	98	274	254	501	10	9
376	3,409	3,160	6,062	1,624	1,479	2,506	684	653	1,354	192	172	408	909	856	1,794	27	25
377	2,898	2,718	5,464	1,134	1,027	1,895	619	597	1,255	147	127	302	998	967	2,013	38	34
378	4,130	3,867	7,640	1,564	1,422	2,611	865	831	1,704	201	166	382	1,500	1,448	2,943	59	59
379	2,609	2,458	5,363	966	883	1,839	564	546	1,204	145	124	293	934	905	2,026	34	33
380	5,266	5,074	11,146	1,210	1,127	1,864	2,774	2,718	6,488	392	373	902	890	856	1,892	47	45
381	3,981	3,691	7,458	1,275	1,119	1,875	1,440	1,384	3,034	303	272	601	963	916	1,949	63	59
382	1,019	979	1,590	604	577	796	199	194	395	34	28	63	182	180	336	29	29
383	2,124	1,984	3,365	1,097	1,027	1,420	430	401	811	87	75	148	510	481	986	22	21
384	1,263	1,171	2,200	648	592	1,026	250	238	475	55	45	109	310	296	589	11	11
385	1,994	1,862	3,969	803	733	1,428	461	437	981	93	79	205	637	613	1,355	33	32
386	2,254	2,124	3,878	990	914	1,422	508	488	928	134	122	302	622	600	1,228	21	18
387	430	387	560	285	254	311	60	56	100	20	15	30	65	62	118	6	5
388	1,447	1,356	2,248	869	811	1,179	202	191	370	58	52	102	318	302	598	4	4
389	649	615	911	421	399	507	100	95	175	23	20	36	105	101	192	8	8
390	1,887	1,792	3,328	1,019	959	1,639	269	259	507	65	55	145	534	519	1,038	17	15
391	1,848	1,719	3,300	1,072	997	1,777	243	231	456	66	52	110	467	439	958	24	21
392	1,178	1,081	1,788	639	584	937	153	139	234	49	38	77	337	320	540	8	6
393	2,315	2,200	3,757	838	774	1,053	611	593	1,238	84	74	189	782	759	1,277	18	15
394	3,281	3,093	5,672	1,818	1,699	2,856	650	629	1,328	123	110	246	690	655	1,243	71	69
395	9,731	9,251	18,902	1,540	1,410	2,555	3,090	2,984	6,013	288	258	576	4,813	4,599	9,758	167	161
396	734	688	1,160	447	417	643	104	98	188	20	15	33	163	158	297	12	11
397	1,785	1,693	3,289	644	597	929	160	154	291	35	27	80	946	915	1,988	10	9
398	655	618	1,180	314	287	492	116	112	221	43	41	94	182	178	373	4	4
400	1,529	1,428	3,071	782	723	1,425	257	245	535	94	82	211	396	378	900	39	39
401	4,934	4,687	9,549	4,392	4,186	8,615	179	170	305	77	67	139	286	264	489	20	18
402	3,974	3,679	7,044	2,264	2,106	3,948	586	537	990	206	161	344	918	875	1,762	70	63
403	1,713	1,588	3,093	904	826	1,522	318	299	561	93	75	145	398	388	867	17	17
404	1,156	1,068	2,099	604	547	988	202	194	412	61	49	101	289	278	599	9	8
405	1,268	1,176	2,561	684	634	1,287	220	209	427	72	58	142	292	275	705	4	4
406	406	375	658	281	261	447	52	49	84	15	10	14	58	55	113	2	2
407	528	478	847	276	237	388	92	88	157	20	17	39	140	136	263	4	4
408	112	92	155	64	49	76	21	19	35	5	3	5	22	21	39	1	1
409	210	190	316	132	116	173	40	39	69	8	6	14	30	29	60	0	0
410	1,817	1,640	3,095	777	682	1,148	403	370	691	146	120	272	491	468	985	37	33
411	624	562	901	312	280	409	129	121	202	35	21	44	148	140	246	3	3
412	124	110	200	67	57	103	24	22	41	3	3	6	30	28	51	0	0
413	95	79	132	62	52	76	18	15	33	2	1	2	13	11	21	1	1
414	46	38	58	23	19	30	8	7	10	3	2	2	12	10	16	0	0
415	114	89	163	65	53	95	17	11	20	3	2	5	29	23	43	1	1
416	88	69	112	58	43	68	9	8	14	7	6	9	14	12	22	1	0
417	101	89	134	71	61	80	12	11	25	3	3	6	15	14	24	0	0
418	63	57	94	38	33	54	7	7	13	3	3	3	15	14	25	0	0
420	1,289	1,194	2,282	658	615	1,090	269	253	488	61	47	116	301	279	588	57	57
421	1,074	980	1,910	580	525	988	183	166	307	53	42	90	258	247	525	11	11
422	1,873	1,683	3,285	1,446	1,281	2,439	144	132	274	44	38	82	239	232	489	7	7
423	868	790	1,341	453	410	636	183	167	286	40	29	66	192	184	352	21	20
424	621	572	1,071	341	314	546	87	85	166	35	26	55	158	147	303	6	6
425	521	471	846	242	209	317	109	105	210	25	21	40	145	136	278	6	5
426	310	283	500	166	145	214	64	62	124	18	17	37	62	59	125	3	3
427	3,004	2,868	6,439	2,443	2,338	5,357	191	180	368	69	65	145	301	285	569	12	12
430	3,575	3,329	6,747	1,343	1,232	2,391	738	703	1,404	193	162	342	1,301	1,232	2,611	34	31
431	2,237	2,091	3,860	712	653	1,179	408	390	708	133	106	206	984	942	1,767	14	13
432	2,543	2,313	4,255	983	878	1,554	444	401	716	137	112	209	979	922	1,776	19	18
433	678	623	1,031	287	253	377	145	138	241	33	26	52	213	206	361	7	7
434	566	506	861	223	198	287	136	122	245	34	23	35	173	163	295	25	24
435	922	844	1,458	301	264	456	218	207	375	51	36	60	352	337	567	18	18
436	780	688	1,023	286	241	349	186	170	269	50	33	48	258	244	357	29	27
437	798	706	1,218	334	282	454	172	160	291	49	31	54	243	233	418	11	11

Number of Military Retirees by Zip Code as of September 30, 2014 (Payment in Thousands)

ZIP Code	----- DOD -----			----- ARMY -----			----- NAVY -----			----- MARINES -----			----- AIR FORCE -----			----- COAST GUARD -----	
	Number Retired	Paid By DOD	Monthly Payment	Number Retired	Paid By DOD	Monthly Payment	Number Retired	Paid By DOD	Monthly Payment	Number Retired	Paid By DOD	Monthly Payment	Number Retired	Paid By DOD	Monthly Payment	Number Retired	Paid By DHS
438	249	222	358	116	102	126	54	50	99	15	9	16	64	61	117	2	2
439	701	628	1,041	264	223	347	181	175	287	51	38	62	205	192	345	10	9
440	2,202	1,936	3,403	839	709	1,167	652	603	1,093	172	126	205	539	498	938	146	141
441	2,294	1,939	3,274	1,045	841	1,295	561	510	881	192	144	258	496	444	840	132	122
442	1,512	1,356	2,350	623	547	881	425	397	684	112	84	139	352	328	645	59	56
443	654	578	948	323	280	433	135	120	201	52	41	60	144	137	254	13	11
444	1,213	1,076	1,692	430	364	525	274	243	408	67	46	70	442	423	688	13	11
445	511	461	743	196	172	250	109	103	175	44	32	65	162	154	252	7	6
446	1,256	1,124	1,881	532	464	653	286	268	479	79	55	105	359	337	645	20	18
447	590	523	836	268	226	321	149	141	226	33	24	48	140	132	241	7	6
448	1,186	1,074	1,712	441	388	539	250	239	388	86	64	115	409	383	670	28	28
449	401	370	605	117	102	153	75	72	116	22	15	29	187	181	308	4	4
450	2,281	2,097	4,530	706	614	1,118	431	406	833	166	131	245	978	946	2,334	27	26
451	1,435	1,325	2,453	518	451	751	298	284	516	107	85	181	512	505	1,005	17	15
452	1,814	1,604	2,879	736	633	1,068	453	419	713	139	100	176	486	452	922	32	28
453	4,819	4,478	10,163	803	685	1,137	475	441	790	127	91	172	3,414	3,261	8,064	10	8
454	7,038	6,655	17,990	803	699	1,386	413	374	731	128	95	170	5,694	5,487	15,703	15	15
455	853	782	1,415	162	142	201	95	87	145	25	15	31	571	538	1,038	1	1
456	1,523	1,370	2,226	590	502	734	373	352	584	81	63	121	479	453	787	12	11
457	736	660	1,165	295	254	404	182	171	308	52	40	75	207	195	378	6	6
458	1,051	952	1,550	461	415	617	243	224	371	70	54	102	277	259	460	10	10
460	2,256	2,097	4,325	1,113	1,017	2,088	424	404	813	163	137	311	556	539	1,114	19	17
461	2,727	2,504	4,489	1,432	1,298	2,280	474	443	791	180	150	327	641	613	1,091	22	21
462	3,954	3,591	6,879	2,365	2,151	4,215	565	520	912	242	187	357	782	733	1,396	19	18
463	1,291	1,123	1,805	569	477	672	339	310	520	117	86	155	266	250	458	35	33
464	313	260	345	170	139	168	62	56	73	20	9	16	61	56	88	6	5
465	1,142	1,024	1,800	438	373	552	273	260	478	91	76	165	340	315	604	19	18
466	348	311	524	146	127	198	86	80	130	35	26	55	81	78	141	5	4
467	1,069	973	1,518	389	330	474	182	170	283	65	53	102	433	420	659	5	4
468	1,000	907	1,506	346	289	480	183	170	289	71	59	107	400	389	631	6	6
469	1,787	1,650	2,793	589	515	734	219	202	343	67	48	91	912	885	1,625	7	6
470	412	376	634	183	164	237	88	84	154	27	21	38	114	107	205	10	9
471	1,601	1,472	2,566	784	714	1,110	321	301	556	82	64	153	414	393	747	29	28
472	863	788	1,358	453	405	614	152	139	258	43	35	64	215	209	422	12	11
473	1,242	1,122	1,795	620	551	758	238	220	377	75	57	123	309	294	537	6	5
474	1,487	1,389	2,659	644	587	947	418	406	897	97	86	177	328	310	639	13	11
475	820	751	1,282	348	314	454	220	200	377	51	44	99	201	193	352	11	11
476	563	506	888	267	236	378	127	116	208	35	30	49	134	124	253	5	5
477	654	598	1,021	310	280	416	143	133	225	46	35	59	155	150	322	7	6
478	1,097	1,015	1,602	417	375	543	174	161	281	60	51	99	446	428	678	10	10
479	990	896	1,626	478	426	677	215	199	405	64	45	91	233	226	452	8	8
480	3,502	3,151	5,593	1,396	1,216	2,334	713	661	1,050	248	198	434	1,145	1,076	1,775	134	131
481	3,204	2,792	4,871	1,298	1,095	1,814	828	759	1,330	277	193	346	801	745	1,381	48	45
482	1,411	1,181	1,757	761	608	885	247	222	335	84	60	91	319	291	446	43	37
483	1,906	1,731	3,281	823	732	1,413	418	386	697	122	96	192	543	517	980	31	28
484	1,292	1,144	1,875	509	425	626	347	324	556	97	75	136	339	320	556	21	18
485	363	282	403	194	139	179	68	60	84	29	21	32	72	62	108	1	1
486	1,548	1,385	2,248	689	597	828	397	372	630	108	78	159	354	338	632	42	38
487	1,128	1,021	1,824	343	292	451	208	199	334	71	44	72	506	486	968	33	32
488	1,989	1,802	3,132	1,029	912	1,466	411	388	672	109	87	171	440	415	824	22	19
489	477	438	723	270	246	382	98	93	161	37	31	54	72	68	126	5	4
490	2,670	2,421	4,240	1,056	929	1,502	642	600	1,018	169	128	230	803	764	1,490	36	36
491	416	378	711	158	136	224	115	113	214	34	24	43	109	105	230	5	5
492	1,141	1,015	1,636	560	488	705	243	224	392	77	55	98	261	248	441	18	17
493	1,080	956	1,697	475	402	629	264	251	453	70	49	102	271	254	513	25	25
494	1,781	1,597	2,886	676	567	935	518	494	905	128	99	190	459	437	856	133	128
495	775	691	1,223	342	295	484	201	188	343	50	34	75	182	174	321	18	15
496	1,400	1,285	2,393	510	450	747	397	374	667	82	66	136	411	395	843	197	190
497	1,455	1,315	2,485	571	498	738	323	301	589	87	62	127	474	454	1,031	241	236
498	1,558	1,441	2,639	543	484	720	293	274	535	54	43	84	668	640	1,300	57	52
499	628	594	1,017	256	240	341	168	159	269	28	26	48	176	169	359	28	28
500	986	926	1,654	510	475	820	156	147	283	31	30	55	289	274	497	8	8
501	825	765	1,316	405	373	615	139	129	230	44	36	81	237	227	391	5	5
502	904	858	1,474	392	359	593	164	162	265	44	39	79	304	298	536	11	9
503	1,050	959	1,564	461	414	672	186	171	283	64	48	93	339	326	516	5	4
504	393	360	605	181	159	218	100	95	176	15	13	25	97	93	186	3	3
505	552	516	763	264	237	292	113	112	190	17	14	33	158	153	248	5	5
506	567	527	860	249	224	324	143	140	217	45	38	63	130	125	256	2	2

Number of Military Retirees by Zip Code as of September 30, 2014 (Payment in Thousands)

ZIP Code	----- DOD -----			----- ARMY -----			----- NAVY -----			----- MARINES -----			----- AIR FORCE -----			----- COAST GUARD -----	
	Number Retired	Paid By DOD	Monthly Payment	Number Retired	Paid By DOD	Monthly Payment	Number Retired	Paid By DOD	Monthly Payment	Number Retired	Paid By DOD	Monthly Payment	Number Retired	Paid By DOD	Monthly Payment	Number Retired	Paid By DHS
507	286	254	368	120	107	142	96	90	116	25	18	36	45	39	75	3	3
508	192	173	259	108	97	115	36	35	68	10	7	13	38	34	63	3	3
509	3	2	1	1	1	0	0	0	0	2	1	0	0	0	0	0	0
510	419	399	619	128	120	195	73	70	109	19	15	26	199	194	290	3	2
511	411	386	571	105	93	138	72	68	105	13	10	19	221	215	309	2	2
512	110	101	165	43	36	51	20	18	33	3	3	8	44	44	73	0	0
513	212	200	344	97	87	122	55	55	99	8	6	9	52	52	114	2	2
514	178	164	276	84	73	113	35	33	57	6	5	9	53	53	97	3	2
515	1,066	977	1,848	348	304	460	207	186	356	43	33	73	474	454	960	11	11
516	164	159	278	66	63	80	35	35	68	5	5	10	58	56	121	2	2
520	488	438	737	203	172	266	166	156	232	36	29	60	83	81	178	8	6
521	224	210	416	99	92	172	59	57	109	16	13	37	50	48	98	7	6
522	526	495	944	248	231	374	128	126	237	36	29	61	114	109	271	1	0
523	611	580	1,022	250	232	343	152	148	260	37	31	59	172	169	361	3	3
524	488	442	833	184	162	264	158	152	285	24	13	24	122	115	261	3	3
525	536	500	805	264	243	339	133	128	220	31	26	56	108	103	189	4	3
526	453	408	623	246	220	287	105	99	174	24	20	45	78	69	118	14	14
527	710	651	1,239	398	362	726	152	139	248	34	29	54	126	121	210	7	6
528	482	450	856	285	268	518	113	108	182	29	22	38	55	52	118	2	2
530	1,928	1,777	3,015	856	781	1,169	416	392	700	129	97	198	527	507	948	53	52
531	2,701	2,529	4,416	887	801	1,194	959	923	1,800	135	104	196	720	701	1,226	69	65
532	1,513	1,328	1,992	729	632	879	328	297	503	92	64	115	364	335	494	48	44
534	431	391	658	170	147	218	130	122	228	25	21	43	106	101	169	12	12
535	2,054	1,921	3,379	878	815	1,366	378	357	619	128	101	204	670	648	1,191	29	29
537	729	674	1,231	311	284	500	134	125	224	33	21	35	251	244	471	14	13
538	188	171	308	93	83	134	44	40	72	9	6	16	42	42	86	3	3
539	932	867	1,420	462	423	611	150	139	248	35	30	55	285	275	506	16	14
540	568	523	984	243	219	363	124	114	224	35	30	65	166	160	331	7	7
541	937	856	1,456	420	379	607	246	232	419	63	48	86	208	197	343	46	41
542	515	467	818	227	199	303	142	131	243	29	26	46	117	111	226	69	61
543	552	500	861	219	194	292	156	144	250	42	34	72	135	128	247	31	29
544	1,605	1,477	2,416	792	724	1,045	358	339	584	78	54	88	377	360	699	21	19
545	573	540	955	244	228	349	126	121	230	38	30	67	165	161	310	11	11
546	2,022	1,928	3,552	1,238	1,184	2,115	327	314	540	64	56	102	393	374	795	13	10
547	1,114	1,026	1,854	516	468	722	240	231	421	67	56	122	291	271	589	17	17
548	1,098	1,007	1,758	450	403	591	219	200	370	64	49	98	365	355	699	42	39
549	1,854	1,701	2,902	870	791	1,181	416	389	717	106	78	157	462	443	847	42	39
550	2,608	2,415	4,141	1,151	1,055	1,601	560	519	974	139	116	216	758	725	1,349	25	24
551	2,073	1,921	3,404	890	812	1,372	457	425	720	105	83	169	621	601	1,144	25	24
553	2,693	2,465	4,504	1,091	980	1,627	674	619	1,152	159	135	259	769	731	1,466	29	27
554	2,316	2,092	3,606	955	839	1,382	608	566	1,008	129	91	168	624	596	1,049	27	23
556	97	83	168	28	25	44	29	27	57	9	5	11	31	26	56	7	7
557	918	845	1,366	324	292	393	201	187	327	29	18	42	364	348	604	24	19
558	843	801	1,263	198	179	223	117	108	171	17	14	24	511	500	845	51	50
559	1,144	1,047	1,748	519	470	690	279	259	455	48	37	61	298	281	542	10	10
560	895	823	1,268	449	415	521	165	153	254	58	46	92	223	209	400	5	5
561	348	330	442	187	174	187	63	61	97	4	4	10	94	91	149	1	1
562	512	474	671	296	273	308	84	79	137	17	16	32	115	106	194	2	2
563	1,450	1,325	2,123	822	756	1,037	236	212	369	60	43	86	332	314	630	11	9
564	1,081	1,016	1,744	537	502	748	226	213	391	46	39	80	272	262	524	12	11
565	1,029	974	1,623	365	336	516	191	180	316	26	23	39	447	435	752	5	5
566	495	456	829	197	173	283	120	113	218	27	23	46	151	147	282	9	8
567	318	298	496	114	104	144	57	53	86	9	4	11	138	137	255	3	3
570	1,165	1,108	2,066	475	451	781	223	207	420	42	37	84	425	413	781	20	18
571	1,297	1,231	2,345	398	370	712	298	283	575	47	38	84	554	540	974	10	9
572	438	416	731	216	201	282	92	87	179	10	10	21	120	118	249	5	5
573	571	536	853	345	322	435	80	77	145	7	6	18	139	131	256	10	8
574	293	274	461	152	138	194	50	47	88	11	10	18	80	79	160	0	0
575	236	213	384	131	119	174	35	34	69	13	9	21	57	51	120	1	1
576	63	54	78	38	34	47	7	6	10	6	3	3	12	11	18	0	0
577	4,038	3,828	8,260	922	856	1,748	383	358	788	72	55	142	2,661	2,559	5,581	33	31
580	482	459	728	188	176	234	68	66	122	9	3	4	217	214	367	3	3
581	588	551	980	173	154	248	79	72	127	10	9	16	326	316	589	2	2
582	1,178	1,126	2,104	202	184	254	70	65	110	14	11	18	892	866	1,722	2	2
583	274	264	420	169	161	224	27	26	48	3	3	5	75	74	143	0	0
584	230	207	314	134	121	157	42	39	63	4	2	6	50	45	89	6	5
585	856	792	1,408	529	502	842	99	83	156	24	16	34	204	191	375	5	5
586	160	156	264	78	75	113	21	21	42	9	8	18	52	52	91	4	4

Number of Military Retirees by Zip Code as of September 30, 2014 (Payment in Thousands)

ZIP Code	----- DOD -----			----- ARMY -----			----- NAVY -----			----- MARINES -----			----- AIR FORCE -----			----- COAST GUARD -----	
	Number Retired	Paid By DOD	Monthly Payment	Number Retired	Paid By DOD	Monthly Payment	Number Retired	Paid By DOD	Monthly Payment	Number Retired	Paid By DOD	Monthly Payment	Number Retired	Paid By DOD	Monthly Payment	Number Retired	Paid By DHS
587	1,415	1,358	2,620	149	137	222	50	47	86	12	10	15	1,204	1,164	2,298	3	2
588	99	92	163	46	39	65	27	27	51	4	4	8	22	22	39	0	0
590	514	482	931	196	181	297	128	124	232	41	34	80	149	143	321	15	14
591	739	677	1,274	283	251	426	191	181	316	61	52	123	204	193	408	17	16
592	196	178	278	94	82	107	37	35	60	8	5	9	57	56	102	2	2
593	160	149	260	72	64	95	39	38	71	5	4	7	44	43	88	8	8
594	2,771	2,646	4,980	338	302	475	244	233	406	50	39	82	2,139	2,072	4,016	17	16
595	158	150	216	101	95	108	17	16	35	2	2	6	38	37	66	3	3
596	1,010	961	1,920	583	555	1,056	152	144	295	33	28	69	242	234	500	15	14
597	1,114	1,041	2,283	485	448	843	265	249	549	69	60	169	295	284	722	20	20
598	1,529	1,411	3,102	557	500	1,028	394	374	775	121	101	255	457	436	1,044	41	34
599	1,013	937	2,140	395	352	729	231	220	489	76	66	183	311	299	739	36	34
600	4,732	4,453	9,229	1,221	1,094	2,203	2,546	2,466	5,076	293	247	530	672	646	1,420	39	38
601	2,040	1,820	3,231	802	674	1,119	509	479	876	175	143	253	554	524	984	33	33
602	86	75	171	32	28	56	31	29	61	11	6	16	12	12	37	1	1
603	91	82	177	39	34	73	22	19	38	5	5	13	25	24	53	0	0
604	2,310	2,012	3,243	1,078	933	1,463	537	492	774	219	152	276	476	435	729	35	33
605	1,529	1,363	2,513	617	539	932	412	384	696	133	98	182	367	342	702	23	23
606	2,238	1,854	2,794	1,195	994	1,367	463	391	630	180	108	174	400	361	622	23	20
607	96	81	117	39	33	46	26	24	32	10	6	7	21	18	32	1	1
608	131	100	139	62	42	59	32	29	39	17	11	20	20	18	22	2	2
609	438	392	700	165	145	253	104	97	160	24	18	32	145	132	255	1	1
610	884	808	1,433	357	308	493	266	251	452	57	51	99	204	198	388	6	6
611	495	430	694	217	178	265	125	117	205	39	28	39	114	107	186	3	3
612	999	900	1,853	504	443	981	241	224	393	78	71	145	176	162	334	7	7
613	398	364	622	170	151	222	126	121	227	21	17	27	81	75	146	4	4
614	623	566	1,005	286	254	409	166	152	266	24	22	47	147	138	283	5	5
615	714	653	1,120	247	212	341	170	163	274	43	35	64	254	243	440	18	18
616	490	455	719	164	146	243	114	105	163	35	31	54	177	173	258	13	13
617	673	621	1,164	273	241	401	167	164	300	41	31	66	192	185	397	5	3
618	1,182	1,075	2,032	356	321	539	204	185	346	58	47	99	564	522	1,048	14	14
619	396	356	619	169	149	216	94	89	158	23	17	39	110	101	206	2	2
620	1,592	1,474	2,944	560	492	907	365	343	636	91	75	130	576	564	1,271	26	25
621	1	1	2	0	0	0	1	1	2	0	0	0	0	0	0	0	0
622	9,352	9,005	23,576	1,145	1,050	2,294	618	582	1,283	199	166	397	7,390	7,207	19,602	91	89
623	492	443	797	210	179	278	118	111	204	31	23	34	133	130	281	8	8
624	582	527	905	258	222	321	137	127	242	22	19	41	165	159	301	0	0
625	787	728	1,200	332	298	444	205	194	342	38	30	71	212	206	344	1	1
626	769	727	1,301	305	281	490	136	132	251	34	29	56	294	285	505	3	2
627	701	662	1,189	322	302	566	97	91	163	25	19	48	257	250	412	6	5
628	923	829	1,532	355	300	464	217	202	373	54	42	91	297	285	603	15	14
629	1,175	1,057	2,043	488	415	687	289	274	523	68	56	118	330	312	714	6	5
630	3,261	3,004	5,809	1,346	1,219	2,333	628	584	1,073	197	162	333	1,090	1,039	2,070	90	85
631	2,859	2,567	4,826	1,213	1,066	1,875	532	481	874	157	115	222	957	905	1,855	68	66
632	1	1	3	1	1	3	0	0	0	0	0	0	0	0	0	0	0
633	2,423	2,232	4,483	832	730	1,439	517	493	947	179	151	326	895	858	1,771	49	48
634	340	309	490	163	145	187	85	82	151	25	16	29	67	66	123	4	4
635	296	274	520	133	120	208	70	67	138	15	12	26	78	75	148	1	1
636	742	664	1,114	328	281	427	162	150	262	46	36	67	206	197	358	16	15
637	786	732	1,220	311	279	423	240	232	359	43	35	72	192	186	367	5	4
638	620	566	884	306	281	375	120	114	178	25	15	39	169	156	291	8	8
639	687	620	1,065	305	264	394	148	140	263	37	27	62	197	189	345	6	4
640	4,674	4,382	8,713	1,430	1,308	2,471	727	682	1,220	489	445	1,023	2,028	1,947	3,999	46	46
641	2,251	2,067	4,049	969	880	1,787	442	410	720	176	147	318	664	630	1,223	26	25
644	627	591	1,060	246	224	368	129	123	221	28	23	50	224	221	421	5	4
645	595	559	894	161	142	218	98	95	139	34	29	46	302	293	490	3	3
646	382	348	599	145	122	188	106	102	168	20	18	47	111	106	195	7	6
647	813	750	1,250	316	277	409	149	140	236	53	47	98	295	286	507	6	6
648	1,280	1,198	2,091	599	549	863	325	310	538	51	45	97	305	294	592	12	9
650	1,230	1,143	2,291	602	555	1,056	237	221	405	65	54	118	326	313	711	16	16
651	614	596	1,143	411	398	737	73	69	128	21	20	41	109	109	237	6	6
652	1,264	1,175	2,471	589	541	1,049	254	242	503	73	54	114	348	338	805	21	20
653	1,550	1,471	2,687	311	281	400	158	152	265	48	41	86	1,033	997	1,937	9	8
654	1,628	1,529	3,086	1,175	1,103	2,263	196	185	340	58	52	118	6	199	365	7	6
655	3,455	3,241	6,587	2,705	2,532	5,196	254	241	441	136	128	281	360	340	668	20	18
656	1,808	1,674	3,183	712	634	1,098	424	411	779	104	87	189	568	542	1,116	28	26
657	2,364	2,199	4,281	996	895	1,601	567	551	1,056	127	115	268	674	638	1,356	32	30
658	1,495	1,372	2,598	669	607	1,126	367	348	593	73	63	140	386	354	740	17	16

Number of Military Retirees by Zip Code as of September 30, 2014 (Payment in Thousands)

ZIP Code	----- DOD -----			----- ARMY -----			----- NAVY -----			----- MARINES -----			----- AIR FORCE -----			----- COAST GUARD -----	
	Number Retired	Paid By DOD	Monthly Payment	Number Retired	Paid By DOD	Monthly Payment	Number Retired	Paid By DOD	Monthly Payment	Number Retired	Paid By DOD	Monthly Payment	Number Retired	Paid By DOD	Monthly Payment	Number Retired	Paid By DHS
660	4,601	4,390	11,971	3,125	2,983	8,794	536	507	1,024	194	174	501	746	726	1,652	35	34
661	476	423	803	301	275	545	70	61	86	29	20	38	76	67	133	4	3
662	1,659	1,566	3,898	667	606	1,611	356	342	714	167	156	434	469	462	1,138	18	17
664	1,905	1,784	3,322	1,608	1,501	2,797	83	79	137	25	22	48	189	182	340	12	12
665	1,977	1,868	4,047	1,549	1,469	3,171	124	111	242	29	26	69	275	262	565	6	6
666	1,355	1,245	2,387	651	586	1,151	148	132	230	54	45	86	502	482	920	80	78
667	651	609	1,052	317	293	439	153	147	276	23	18	39	158	151	298	3	3
668	393	363	623	226	206	328	66	64	131	15	10	22	86	83	142	5	5
669	160	150	260	83	78	119	26	24	50	6	5	12	45	43	79	0	0
670	1,825	1,749	3,455	416	377	625	227	216	369	42	37	80	1,140	1,119	2,381	9	9
671	812	776	1,453	236	220	342	112	105	190	29	24	55	435	427	866	5	4
672	2,929	2,764	5,387	730	651	1,100	333	320	584	90	75	153	1,776	1,718	3,551	6	6
673	392	359	615	173	156	240	92	88	150	23	17	32	104	98	194	4	4
674	1,332	1,245	2,298	888	822	1,449	132	126	232	36	29	52	276	268	566	0	0
675	569	529	878	258	231	339	173	165	272	25	23	51	113	110	216	7	7
676	254	239	433	124	118	170	53	49	93	12	10	27	65	62	143	1	1
677	114	103	189	56	48	77	23	23	49	3	2	4	32	30	60	1	1
678	237	211	339	135	120	177	37	36	64	15	11	18	50	44	80	3	3
679	46	40	71	26	21	35	8	8	17	1	1	0	11	10	19	0	0
680	3,718	3,559	9,041	430	385	762	370	357	855	62	51	143	2,856	2,766	7,280	15	13
681	6,170	5,860	13,825	945	833	1,621	641	609	1,340	151	125	299	4,433	4,293	10,565	32	29
683	414	392	658	182	176	249	85	77	151	17	15	32	130	124	225	2	2
684	483	453	814	203	186	306	76	73	127	16	14	31	188	180	351	4	4
685	1,455	1,378	2,544	676	630	1,116	224	214	396	57	48	87	498	486	945	9	8
686	219	200	320	87	75	102	61	55	92	8	8	16	63	62	110	1	1
687	397	365	661	177	158	248	73	69	138	15	13	29	132	125	246	3	3
688	545	486	813	243	212	293	119	114	200	23	17	28	160	143	292	1	0
689	332	295	469	140	127	160	79	70	114	9	6	11	104	92	184	3	1
690	101	88	153	39	31	42	26	25	44	7	4	9	29	28	59	4	4
691	360	324	561	139	121	193	108	103	185	16	12	18	97	88	165	8	8
692	45	42	77	18	16	23	11	11	21	1	1	2	15	14	32	0	0
693	312	284	474	151	135	184	67	63	126	16	12	21	78	74	144	0	0
700	2,263	2,083	3,867	666	585	1,044	808	761	1,402	230	207	497	559	530	924	154	145
701	1,310	1,168	2,484	474	404	755	394	368	873	165	151	427	277	245	429	99	94
703	590	517	929	269	226	385	132	125	221	59	42	78	130	124	245	64	62
704	2,836	2,640	5,714	946	846	1,630	942	897	2,029	317	295	811	631	602	1,244	253	248
705	2,091	1,891	3,533	997	882	1,532	422	388	692	127	110	225	545	511	1,084	33	32
706	1,937	1,756	3,362	1,252	1,120	2,188	229	217	374	60	46	90	396	373	709	21	20
707	1,325	1,189	2,222	623	543	1,003	305	279	520	108	86	175	289	281	523	32	30
708	1,236	1,124	2,301	623	561	1,104	233	216	399	75	55	132	305	292	666	37	37
709	2	1	1	1	0	0	1	1	1	0	0	0	0	0	0	0	0
710	2,089	1,976	4,139	468	411	745	192	183	341	64	58	123	1,365	1,324	2,929	8	8
711	4,645	4,429	9,788	835	749	1,397	285	269	523	98	76	171	3,427	3,335	7,697	22	21
712	1,540	1,392	2,623	771	687	1,164	229	215	424	87	67	135	453	423	900	27	25
713	1,735	1,617	3,083	777	717	1,241	164	155	271	56	44	103	738	701	1,468	6	5
714	2,800	2,568	5,041	2,091	1,913	3,779	176	163	302	51	43	97	482	449	863	17	17
716	987	898	1,449	603	538	813	128	117	188	40	32	61	216	211	387	10	10
717	618	570	914	376	336	486	84	80	141	28	27	57	130	127	229	1	1
718	643	585	957	335	304	452	99	93	160	37	26	49	172	162	296	4	3
719	1,833	1,723	3,674	681	625	1,220	402	386	835	76	63	143	674	649	1,476	22	21
720	6,002	5,652	11,243	1,561	1,414	2,529	596	559	1,031	139	127	286	3,706	3,552	7,396	29	28
721	3,812	3,568	7,142	1,480	1,384	2,499	413	377	691	91	67	127	1,828	1,740	3,825	18	17
722	1,422	1,303	2,603	683	611	1,097	231	213	415	47	39	86	461	440	1,005	8	6
723	799	715	1,184	351	307	452	134	125	203	38	25	46	276	258	483	10	9
724	1,447	1,331	2,264	748	681	1,001	230	217	409	68	46	152	385	366	702	6	6
725	1,057	971	1,900	385	334	554	263	250	543	43	33	72	366	354	732	13	13
726	1,507	1,408	2,776	558	514	895	399	384	760	73	62	145	477	448	977	23	22
727	2,701	2,532	5,288	1,065	975	1,873	647	614	1,220	124	106	243	865	837	1,951	25	23
728	961	882	1,534	482	439	683	190	178	342	42	31	64	247	234	445	11	11
729	2,046	1,927	3,440	939	863	1,553	324	316	570	63	49	101	720	699	1,216	13	12
730	7,278	6,823	14,921	2,283	2,104	4,124	1,021	959	1,979	263	212	536	3,711	3,548	8,282	78	73
731	7,881	7,366	14,739	1,664	1,505	2,718	976	898	1,679	159	138	269	5,082	4,825	10,072	57	53
734	562	512	887	296	267	431	91	84	155	23	18	30	152	143	271	5	5
735	7,541	7,147	15,127	5,805	5,491	11,805	248	230	410	104	93	249	1,384	1,333	2,663	9	8
736	273	259	460	112	105	173	38	36	57	10	7	20	113	111	210	1	1
737	974	914	1,892	273	243	402	106	103	193	23	21	35	572	547	1,262	4	4
738	116	109	189	47	42	58	27	25	43	7	7	16	35	35	72	1	0
739	60	55	94	25	22	32	14	12	18	1	1	2	20	20	41	0	0

Number of Military Retirees by Zip Code as of September 30, 2014 (Payment in Thousands)

ZIP Code	----- DOD -----			----- ARMY -----			----- NAVY -----			----- MARINES -----			----- AIR FORCE -----			----- COAST GUARD -----	
	Number Retired	Paid By DOD	Monthly Payment	Number Retired	Paid By DOD	Monthly Payment	Number Retired	Paid By DOD	Monthly Payment	Number Retired	Paid By DOD	Monthly Payment	Number Retired	Paid By DOD	Monthly Payment	Number Retired	Paid By DHS
740	3,360	3,067	5,732	1,386	1,212	2,127	662	617	1,140	203	174	411	1,109	1,064	2,054	30	28
741	1,511	1,371	2,547	582	508	891	315	297	523	79	52	115	535	514	1,018	13	8
743	835	765	1,405	353	312	503	179	168	328	43	37	69	260	248	505	3	3
744	1,626	1,459	2,492	787	682	1,050	304	286	502	93	74	154	442	417	786	18	17
745	738	683	1,178	360	335	521	172	159	304	39	32	58	167	157	295	2	2
746	339	313	518	172	155	205	75	70	141	12	10	23	80	78	149	2	2
747	490	445	762	247	218	331	83	79	147	26	22	38	134	126	247	9	7
748	1,850	1,725	3,041	708	637	992	288	276	500	67	59	126	787	753	1,423	6	6
749	727	671	1,138	315	279	432	129	120	215	28	26	63	255	246	429	9	8
750	10,119	9,542	21,823	3,407	3,074	6,718	2,110	2,024	4,201	655	599	1,417	3,947	3,845	9,487	129	124
751	4,099	3,754	7,397	1,682	1,477	2,849	867	829	1,571	277	231	438	1,273	1,217	2,539	45	44
752	2,294	2,082	4,560	903	793	1,653	507	471	994	147	121	250	737	697	1,663	23	21
753	78	66	133	34	25	39	12	11	31	4	3	11	28	27	52	0	0
754	2,329	2,151	4,298	790	681	1,227	540	513	1,000	130	113	244	869	844	1,827	33	29
755	1,093	1,007	1,803	558	512	858	179	166	314	59	54	106	297	275	524	9	9
756	1,936	1,789	3,531	682	604	1,099	433	409	776	100	85	188	721	691	1,468	19	19
757	2,216	2,060	4,539	770	690	1,454	507	485	995	118	94	204	821	791	1,886	22	20
758	679	620	1,178	272	244	442	169	157	285	32	24	47	206	195	404	7	6
759	1,239	1,106	2,166	497	419	788	284	265	519	65	54	89	393	368	771	19	16
760	9,223	8,695	19,812	2,674	2,408	5,213	2,007	1,920	3,982	676	615	1,512	3,866	3,752	9,105	89	86
761	7,391	6,988	15,213	1,695	1,542	3,080	1,363	1,297	2,630	482	431	916	3,851	3,718	8,587	42	39
762	3,268	3,077	7,566	964	878	1,997	674	650	1,481	324	284	737	1,306	1,265	3,350	34	31
763	3,590	3,414	7,161	555	507	934	234	223	386	62	52	108	2,739	2,632	5,734	11	10
764	851	797	1,692	318	290	577	177	168	336	47	40	77	309	299	702	2	1
765	21,471	19,928	41,666	19,694	18,262	38,088	548	506	1,018	152	139	300	1,077	1,021	2,261	47	45
766	1,383	1,288	2,629	552	498	925	264	249	486	79	68	154	488	473	1,064	11	10
767	1,253	1,153	2,407	530	475	849	210	186	357	75	65	150	438	427	1,050	4	3
768	660	615	1,220	314	285	516	119	115	217	30	26	57	197	189	430	7	7
769	2,047	1,944	3,977	462	414	746	217	212	394	74	67	137	1,294	1,251	2,700	11	11
770	5,200	4,573	9,267	2,142	1,793	3,569	1,227	1,102	2,144	384	311	622	1,447	1,367	2,932	155	151
772	204	180	362	107	91	184	37	32	60	5	5	8	55	52	111	9	9
773	6,023	5,607	12,529	2,185	1,963	4,306	1,521	1,454	3,037	432	376	901	1,885	1,814	4,285	193	187
774	3,677	3,425	7,515	1,467	1,340	2,903	908	864	1,807	293	250	532	1,009	971	2,273	91	86
775	4,347	3,959	8,100	1,596	1,379	2,739	1,034	978	1,879	305	251	537	1,412	1,351	2,946	337	318
776	1,122	986	1,653	446	381	599	303	285	479	80	49	98	293	271	476	65	63
777	507	451	812	241	210	350	110	103	191	47	33	71	109	105	200	22	22
778	1,542	1,449	3,787	701	649	1,622	249	235	520	125	108	342	467	457	1,304	18	17
779	793	730	1,409	317	287	476	186	175	335	62	54	119	228	214	478	21	20
780	6,126	5,790	15,328	1,800	1,665	4,371	833	777	1,805	249	225	583	3,244	3,123	8,569	85	82
781	15,247	14,572	36,818	4,884	4,533	10,798	1,246	1,196	2,500	376	332	813	8,741	8,511	22,707	83	75
782	37,042	35,032	89,224	12,990	11,923	30,387	2,886	2,728	5,816	923	826	1,857	20,243	19,555	51,163	177	164
783	2,174	2,039	4,020	536	475	884	1,105	1,068	2,085	104	89	201	429	407	850	51	49
784	3,351	3,125	6,707	890	794	1,549	1,648	1,580	3,495	228	200	475	585	551	1,188	161	154
785	2,923	2,649	4,807	1,431	1,262	2,067	518	486	828	269	224	485	705	677	1,428	69	63
786	9,343	8,873	21,368	3,751	3,487	8,017	1,486	1,441	3,220	451	402	984	3,655	3,543	9,147	93	90
787	5,475	5,167	13,633	1,789	1,643	3,923	643	611	1,454	237	193	512	2,806	2,720	7,744	33	29
788	1,186	1,112	2,357	297	264	495	130	122	228	51	43	94	708	683	1,539	18	17
789	417	378	846	161	132	263	80	77	157	26	23	65	150	146	360	12	12
790	586	522	924	255	220	330	134	127	239	43	37	77	154	138	278	6	5
791	1,100	1,017	1,958	379	345	608	280	263	493	86	72	146	355	337	711	2	1
792	139	122	208	72	61	100	25	22	36	11	10	18	31	29	54	2	1
793	377	340	627	145	125	207	74	65	124	20	15	26	138	135	270	2	1
794	1,273	1,159	2,459	395	345	684	204	190	357	71	52	113	603	572	1,305	4	4
795	752	709	1,367	205	177	319	102	100	165	25	24	57	420	408	825	3	3
796	2,854	2,721	5,943	298	270	525	141	135	264	48	37	81	2,367	2,279	5,073	4	3
797	1,036	921	1,757	384	322	555	216	199	368	76	60	107	360	340	727	9	9
798	250	216	445	140	119	239	45	39	79	12	8	17	53	50	110	3	3
799	9,430	8,635	18,932	7,764	7,111	16,043	683	638	1,019	244	205	445	739	681	1,424	28	22
800	6,663	6,177	13,539	1,855	1,673	3,638	978	915	1,854	249	205	462	3,581	3,384	7,584	39	34
801	5,923	5,661	16,473	1,616	1,494	4,034	888	859	2,132	258	215	558	3,161	3,093	9,749	64	61
802	3,655	3,247	6,597	1,312	1,130	2,275	605	544	990	181	132	274	1,557	1,441	3,058	36	31
803	263	241	672	75	65	170	70	67	194	19	15	44	99	94	264	7	6
804	1,148	1,071	2,926	352	320	838	252	240	580	74	66	166	470	445	1,341	15	13
805	2,675	2,489	5,954	801	721	1,611	595	557	1,231	162	136	321	1,117	1,075	2,789	28	26
806	1,010	930	1,814	317	274	499	226	211	391	69	61	114	398	384	810	9	8
807	168	155	287	62	55	87	49	46	88	6	6	9	51	48	102	1	1
808	4,180	3,959	9,172	2,197	2,037	4,389	260	250	637	94	85	226	1,629	1,587	3,919	12	12
809	20,926	19,960	54,365	8,692	8,037	19,058	1,200	1,150	3,086	322	291	834	10,712	10,482	31,386	92	87

Number of Military Retirees by Zip Code as of September 30, 2014 (Payment in Thousands)

ZIP Code	----- DOD -----			----- ARMY -----			----- NAVY -----			----- MARINES -----			----- AIR FORCE -----			----- COAST GUARD -----	
	Number Retired	Paid By DOD	Monthly Payment	Number Retired	Paid By DOD	Monthly Payment	Number Retired	Paid By DOD	Monthly Payment	Number Retired	Paid By DOD	Monthly Payment	Number Retired	Paid By DOD	Monthly Payment	Number Retired	Paid By DHS
810	1,897	1,738	3,268	889	800	1,444	359	334	585	96	84	172	553	520	1,068	18	15
811	373	346	815	112	105	208	91	83	201	25	21	58	145	137	348	7	7
812	907	854	1,971	384	356	732	160	148	341	19	19	48	344	331	850	13	11
813	298	272	676	95	82	155	73	68	155	26	21	48	104	101	319	9	9
814	576	534	1,202	186	170	325	144	135	306	48	39	108	198	190	463	8	8
815	827	741	1,572	262	231	477	228	214	428	61	49	113	276	247	555	9	6
816	334	315	800	121	111	271	82	81	190	22	17	40	109	106	299	7	7
820	3,088	2,962	6,024	523	485	924	257	244	444	37	31	71	2,271	2,202	4,585	22	22
821	4	4	5	1	1	1	0	0	0	0	0	0	3	3	5	0	0
822	248	238	413	127	125	180	33	30	53	7	6	14	81	77	166	3	2
823	90	78	142	29	22	33	29	27	51	5	3	7	27	26	50	1	0
824	399	379	747	184	173	260	95	93	208	20	17	39	100	96	240	7	7
825	204	185	386	69	61	106	47	44	87	19	13	29	69	67	164	2	2
826	424	389	708	157	137	226	125	109	220	29	23	49	113	110	214	5	5
827	246	224	422	107	89	148	45	45	84	17	15	33	77	75	156	4	4
828	315	291	615	124	111	183	77	74	159	18	15	34	96	91	240	7	7
829	232	210	392	95	85	126	68	61	123	11	7	16	58	57	126	5	5
830	57	56	166	14	13	40	18	18	53	3	3	10	22	22	63	1	1
831	122	118	280	44	42	73	26	25	73	7	7	21	45	44	112	0	0
832	913	860	1,533	373	346	522	246	237	478	38	31	72	256	246	462	10	10
833	929	858	1,580	365	337	511	224	209	423	55	46	112	285	266	535	12	11
834	1,023	959	2,009	354	317	515	358	345	828	37	32	68	274	265	599	11	9
835	535	499	967	190	173	303	139	135	266	38	35	74	168	156	325	16	14
836	5,281	5,025	10,217	1,270	1,169	2,224	783	741	1,514	168	146	324	3,060	2,969	6,156	97	90
837	2,742	2,581	5,484	848	783	1,538	431	401	839	109	89	205	1,354	1,308	2,903	29	27
838	2,291	2,137	4,636	665	608	1,221	637	600	1,304	174	146	375	815	783	1,737	74	72
840	8,900	8,448	17,771	2,599	2,438	4,778	921	866	1,765	280	229	523	5,100	4,915	10,705	79	73
841	2,169	2,018	3,673	1,050	985	1,712	366	329	626	81	64	137	672	640	1,198	23	20
843	954	908	1,841	354	327	560	113	110	204	29	23	53	458	448	1,025	14	13
844	1,946	1,841	3,810	407	370	606	197	186	313	48	39	87	1,294	1,246	2,803	19	17
845	179	168	314	68	62	107	43	42	65	12	8	14	56	56	128	5	5
846	983	930	1,906	505	475	764	121	117	257	37	31	74	320	307	810	4	4
847	1,494	1,411	3,004	545	506	850	298	280	636	76	69	194	575	556	1,324	27	27
850	4,825	4,358	8,693	1,531	1,290	2,328	873	819	1,549	283	218	507	2,138	2,031	4,309	51	44
851	2,565	2,405	4,640	868	787	1,404	587	567	1,080	173	148	299	937	903	1,858	40	38
852	8,385	7,858	18,438	2,532	2,299	5,198	1,535	1,442	3,136	514	453	1,096	3,804	3,664	9,008	125	121
853	14,609	13,872	30,327	3,184	2,854	5,665	2,469	2,364	4,925	1,643	1,541	3,654	7,313	7,113	16,083	198	185
854	1	1	2	0	0	0	1	1	2	0	0	0	0	0	0	0	0
855	588	537	1,010	185	161	258	120	114	213	48	35	74	235	227	465	11	11
856	8,020	7,639	17,647	4,820	4,583	10,595	828	792	1,739	241	212	560	2,131	2,052	4,753	53	48
857	11,301	10,722	25,144	2,245	2,032	4,627	1,371	1,275	2,741	398	338	852	7,287	7,077	16,924	63	56
858	2	2	3	1	1	2	0	0	0	0	0	0	1	1	1	0	0
859	610	568	1,118	183	167	295	122	113	229	45	38	76	260	250	518	8	8
860	674	600	1,267	257	218	393	169	157	316	69	52	116	179	173	442	12	11
863	2,303	2,134	5,015	591	512	1,048	615	588	1,331	212	184	465	885	850	2,171	51	47
864	1,729	1,605	2,988	450	389	626	594	560	1,070	166	149	313	519	507	980	45	43
865	66	49	72	32	22	31	7	6	13	15	11	17	12	10	11	0	0
870	2,087	1,957	4,658	550	494	999	356	330	738	105	92	237	1,076	1,041	2,683	19	17
871	9,325	8,808	22,013	2,062	1,867	4,135	1,311	1,235	2,855	361	318	770	5,591	5,388	14,254	86	78
873	121	103	189	54	45	77	28	28	51	15	7	15	24	23	48	0	0
874	369	335	647	140	122	219	98	94	179	28	22	49	103	97	201	4	4
875	1,132	1,044	2,481	563	507	1,040	220	208	534	51	40	107	298	289	800	13	11
877	290	266	519	158	144	211	36	32	62	17	13	34	79	77	212	7	6
878	157	146	266	71	63	83	33	32	69	11	10	26	42	41	88	3	3
879	186	165	308	78	67	128	39	36	63	10	9	20	59	53	97	1	1
880	2,631	2,448	5,087	1,384	1,268	2,511	427	403	830	105	91	192	715	686	1,554	33	32
881	1,408	1,334	2,650	116	103	171	90	82	148	23	17	32	1,179	1,132	2,298	2	2
882	900	825	1,528	420	383	640	179	170	323	43	29	72	258	243	492	9	9
883	2,589	2,488	5,192	391	364	698	188	174	364	35	33	81	1,975	1,917	4,049	22	18
884	152	146	243	84	79	110	28	28	55	5	4	9	35	35	69	2	2
890	9,151	8,764	19,003	1,675	1,559	3,234	1,817	1,749	3,655	500	466	1,114	5,159	4,990	11,000	115	106
891	13,291	12,684	27,588	2,534	2,286	4,717	2,633	2,541	5,222	689	625	1,463	7,435	7,232	16,185	124	113
893	80	75	118	27	23	36	13	13	19	11	10	15	29	29	49	0	0
894	3,303	3,137	6,550	713	641	1,248	1,437	1,402	2,951	242	221	526	911	873	1,825	82	77
895	1,965	1,854	4,489	582	532	1,314	519	499	1,122	150	129	346	714	694	1,707	52	51
897	598	549	1,162	193	168	329	180	170	363	50	44	101	175	167	369	15	13
898	200	184	337	69	59	95	66	65	132	16	12	21	49	48	89	7	7
900	1,580	1,319	2,192	635	516	762	436	384	664	139	95	153	370	324	612	25	25

Number of Military Retirees by Zip Code as of September 30, 2014 (Payment in Thousands)

ZIP Code	----- DOD -----			----- ARMY -----			----- NAVY -----			----- MARINES -----			----- AIR FORCE -----			----- COAST GUARD -----	
	Number Retired	Paid By DOD	Monthly Payment	Number Retired	Paid By DOD	Monthly Payment	Number Retired	Paid By DOD	Monthly Payment	Number Retired	Paid By DOD	Monthly Payment	Number Retired	Paid By DOD	Monthly Payment	Number Retired	Paid By DHS
902	1,658	1,509	3,770	428	350	642	423	395	821	116	95	198	691	669	2,109	44	42
903	133	114	182	50	42	63	38	35	54	14	10	13	31	27	52	2	2
904	91	73	150	29	19	42	30	28	50	12	8	13	20	18	46	3	3
905	415	374	898	94	74	135	98	90	158	19	15	40	204	195	565	8	8
906	1,132	969	3,733	373	295	475	418	374	655	120	91	168	221	209	428	26	23
907	1,909	1,740	3,483	466	403	736	873	823	1,500	125	93	174	445	421	1,072	70	67
908	1,236	1,120	2,121	304	256	431	630	597	1,118	83	66	137	219	201	435	47	44
909	2	1	2	0	0	0	1	0	0	0	0	0	1	1	2	0	0
910	349	311	660	137	116	216	96	89	206	18	11	22	98	95	217	0	0
911	218	199	419	69	58	109	73	72	158	15	13	25	61	56	126	4	4
912	178	165	317	54	48	89	66	64	98	17	14	34	41	39	96	1	1
913	1,970	1,786	3,799	545	459	644	607	607	1,296	159	126	257	622	594	1,344	41	37
914	220	183	305	76	52	81	64	60	100	15	9	15	65	62	109	10	8
915	117	101	156	26	21	25	52	47	72	14	10	15	25	23	45	3	2
916	124	109	182	30	25	42	43	37	69	9	6	6	42	41	65	0	0
917	2,626	2,285	3,842	898	735	1,135	723	657	1,096	309	246	437	696	647	1,174	46	43
918	57	46	87	25	15	25	15	14	28	5	4	8	12	12	26	2	2
919	11,171	10,678	23,961	555	477	896	9,685	9,342	21,107	513	466	1,114	418	393	845	73	61
920	15,312	14,507	37,903	1,181	1,007	2,209	8,218	7,938	20,382	4,625	4,343	11,997	1,288	1,219	3,315	179	163
921	20,448	19,392	47,636	1,116	959	2,161	16,846	16,170	39,529	1,460	1,309	3,444	1,026	954	2,502	157	153
922	3,497	3,258	7,268	660	579	1,166	938	893	1,838	1,171	1,099	2,650	728	687	1,615	54	50
923	5,893	5,422	11,138	1,712	1,470	2,706	857	800	1,430	490	425	846	2,834	2,727	6,157	47	40
924	758	681	1,280	135	102	163	80	72	113	43	30	46	500	477	958	3	3
925	11,130	10,513	22,851	1,286	1,093	1,965	4,324	4,181	8,555	2,745	2,582	6,168	2,775	2,657	6,164	101	92
926	3,790	3,518	9,312	723	620	1,365	1,052	995	2,419	1,123	1,045	2,929	892	858	2,599	117	108
927	826	758	1,750	171	136	260	194	183	355	291	279	710	170	160	425	20	20
928	2,369	2,138	4,341	598	502	916	726	661	1,276	483	439	942	562	536	1,207	55	53
929	3	3	7	2	2	6	1	1	2	0	0	0	0	0	0	0	0
930	3,903	3,612	7,646	446	363	676	2,723	2,588	5,550	156	133	292	578	528	1,129	47	43
931	365	332	914	122	106	246	98	97	282	27	19	57	118	110	329	11	8
932	3,124	2,917	5,639	475	397	640	2,147	2,075	4,157	169	136	263	333	309	579	23	21
933	1,011	889	1,574	319	255	390	352	332	590	110	84	168	230	218	426	21	19
934	3,369	3,158	7,225	725	642	1,201	522	487	1,105	141	123	324	1,981	1,906	4,595	55	47
935	4,306	4,019	8,198	482	398	676	1,172	1,090	2,198	229	193	424	2,423	2,338	4,899	21	17
936	1,590	1,440	2,672	513	441	741	425	397	782	126	99	200	526	503	949	27	25
937	1,598	1,466	2,659	544	475	786	409	381	720	101	81	179	544	529	974	27	26
939	2,767	2,634	7,261	1,672	1,585	4,074	673	651	2,092	112	100	289	310	298	806	26	26
940	1,712	1,560	3,216	501	435	847	727	693	1,421	90	63	110	394	369	837	40	36
941	997	853	1,841	447	381	883	332	297	576	57	37	74	161	138	308	42	40
943	131	116	272	31	26	70	59	53	108	10	8	20	31	29	74	3	2
944	239	216	463	71	62	125	90	85	190	17	14	31	61	55	117	17	16
945	11,230	10,324	21,229	2,158	1,916	3,720	4,798	4,473	9,044	398	318	649	3,876	3,617	7,816	576	547
946	667	579	1,081	232	200	333	253	221	452	43	32	48	139	126	248	34	33
947	163	143	307	67	58	120	45	42	81	9	7	12	42	36	94	9	9
948	311	270	459	135	118	186	99	90	161	19	10	14	58	52	97	11	11
949	1,053	972	2,399	484	434	1,163	252	244	515	34	27	65	243	267	656	222	219
950	1,749	1,588	3,449	506	431	887	713	680	1,464	97	69	151	433	408	948	39	37
951	1,857	1,706	3,377	478	413	770	844	801	1,537	88	69	127	447	423	943	36	33
952	1,573	1,425	2,478	549	489	773	577	544	961	89	57	98	358	335	645	45	43
953	3,767	3,464	6,882	975	823	1,360	910	856	1,600	173	139	284	1,709	1,646	3,638	78	73
954	1,447	1,311	2,939	464	411	806	474	443	1,007	105	81	191	404	376	936	143	130
955	486	423	802	154	126	192	177	163	333	39	27	56	116	107	222	76	69
956	10,549	9,744	22,239	1,811	1,596	3,264	1,524	1,425	2,882	295	237	501	6,919	6,486	15,592	193	180
957	2,169	2,050	4,964	454	416	940	468	451	923	83	67	144	1,164	1,116	2,957	61	61
958	4,489	4,068	7,963	1,072	928	1,713	651	594	1,033	126	99	177	2,640	2,447	5,040	73	63
959	3,540	3,275	6,918	633	518	879	632	591	1,244	146	121	277	2,129	2,045	4,517	66	63
960	1,456	1,278	2,454	494	397	651	448	421	814	111	84	194	403	376	795	56	50
961	433	386	813	142	122	220	130	122	285	44	37	86	117	105	222	13	12
965	50	48	101	12	12	22	14	14	27	3	3	8	21	19	44	4	4
967	13,681	12,957	29,940	5,118	4,754	10,390	4,030	3,862	9,322	904	845	2,410	3,629	3,496	7,818	293	283
968	4,028	3,772	9,379	1,594	1,470	3,493	965	914	2,403	214	189	555	1,255	1,199	2,927	106	102
969	2,121	2,007	3,925	812	742	1,384	703	683	1,389	96	83	195	510	499	957	42	41
970	3,758	3,448	6,741	1,278	1,137	2,078	1,078	1,016	2,026	234	185	392	1,168	1,110	2,245	171	160
971	1,702	1,573	3,119	594	529	976	480	458	893	90	71	164	538	515	1,086	228	224
972	2,713	2,466	4,799	972	851	1,572	730	688	1,399	151	115	239	860	812	1,589	116	110
973	3,788	3,467	6,928	1,490	1,334	2,417	1,045	980	2,044	223	181	410	1,030	972	2,057	163	158
974	3,600	3,213	6,329	1,118	929	1,642	1,131	1,053	2,032	235	189	400	1,116	1,042	2,255	257	237
975	2,125	1,921	4,047	621	533	994	683	636	1,274	167	130	333	654	622	1,446	75	68

Number of Military Retirees by Zip Code as of September 30, 2014 (Payment in Thousands)

ZIP Code	----- DOD -----			----- ARMY -----			----- NAVY -----			----- MARINES -----			----- AIR FORCE -----			----- COAST GUARD -----	
	Number Retired	Paid By DOD	Monthly Payment	Number Retired	Paid By DOD	Monthly Payment	Number Retired	Paid By DOD	Monthly Payment	Number Retired	Paid By DOD	Monthly Payment	Number Retired	Paid By DOD	Monthly Payment	Number Retired	Paid By DHS
976	751	680	1,381	172	140	239	159	145	276	34	23	46	386	372	821	22	18
977	1,540	1,435	3,343	527	472	961	466	445	1,072	111	92	244	436	426	1,066	70	64
978	889	811	1,472	385	344	547	259	241	449	50	41	91	195	185	385	39	37
979	153	144	238	69	68	98	36	32	67	7	5	9	41	39	64	4	4
980	6,753	6,347	14,548	2,044	1,857	3,925	2,279	2,190	4,896	337	280	656	2,093	2,020	5,071	592	577
981	2,676	2,480	5,774	922	826	1,793	1,001	957	2,272	116	93	233	637	604	1,476	273	261
982	10,281	9,827	21,977	1,480	1,333	2,816	6,735	6,544	14,583	401	351	852	1,665	1,599	3,726	331	322
983	18,390	17,511	40,975	5,149	4,773	11,213	8,951	8,627	20,015	388	345	813	3,902	3,766	8,933	645	625
984	8,638	8,070	17,618	5,259	4,851	10,677	721	677	1,257	103	85	189	2,555	2,457	5,495	88	83
985	9,511	8,947	19,689	5,714	5,337	11,856	1,594	1,510	3,155	187	149	348	2,016	1,951	4,329	186	176
986	4,016	3,748	7,795	1,308	1,174	2,250	1,162	1,105	2,283	241	211	477	1,305	1,258	2,786	260	247
987	1	0	0	0	0	0	0	0	0	1	0	0	0	0	0	0	0
988	1,102	1,035	2,132	356	323	575	350	339	717	57	47	101	339	326	738	51	49
989	1,133	1,038	1,985	494	443	753	271	251	515	76	66	142	292	278	575	51	45
990	2,850	2,722	5,841	453	396	814	355	336	696	87	81	192	1,955	1,909	4,138	61	58
991	1,036	963	1,932	298	260	472	296	282	568	35	30	71	407	391	821	37	37
992	4,199	3,975	8,617	796	717	1,439	591	553	1,087	135	111	248	2,677	2,594	5,843	82	76
993	1,842	1,724	3,588	592	531	988	646	623	1,291	104	90	234	500	480	1,076	75	71
994	181	165	364	60	53	101	56	53	115	12	9	25	53	50	123	3	3
995	5,523	5,162	11,732	1,686	1,522	3,362	321	297	632	90	74	182	3,426	3,269	7,557	175	166
996	2,338	2,184	4,529	858	781	1,546	252	233	474	55	45	101	1,173	1,125	2,407	348	341
997	2,309	2,135	4,394	1,149	1,042	2,201	89	83	162	33	26	44	1,038	984	1,986	19	18
998	177	166	354	82	76	148	34	32	69	8	7	23	53	51	113	193	189
999	52	43	91	25	21	39	15	11	24	6	5	15	6	6	12	82	81
OTHER	27,426	26,582	61,286	10,055	9,634	22,678	6,799	6,619	14,354	1,286	1,224	3,159	9,286	9,105	21,094	217	208
TOTAL	2,107,336	1,970,816	\$4,299,193	795,783	727,181	\$1,478,966	501,193	477,500	\$1,047,638	124,436	107,981	\$262,132	685,924	658,154	\$1,510,458	42,445	40,323

Number of Military Retirees Receiving Retired Pay as of September 30, 2014 by Rank and Current Age

CURRENT AGE	DOD TOTAL ALL RETIREES INCLUDING RESERVE RETIRED																									
	TOTAL	UNK	O-10	O-9	O-8	O-7	O-6	O-5	O-4	O-3	O-2	O-1	W-5	W-4	W-3	W-2	W-1	E-9	E-8	E-7	E-6	E-5	E-4	E-3	E-2	E-1
17	0	0	0	0	0	0	0	0	0	0	0	0	0	0	0	0	0	0	0	0	0	0	0	0	0	0
18	2	0	0	0	0	0	0	0	0	0	0	0	0	0	0	0	0	0	0	0	0	0	0	0	1	1
19	21	1	0	0	0	0	0	0	0	0	0	0	0	0	0	0	0	0	0	0	0	0	0	5	8	7
20	60	0	0	0	0	0	0	0	0	0	0	0	0	0	0	0	0	0	0	0	0	0	4	35	16	5
21	148	3	0	0	0	0	0	0	0	0	0	0	0	0	0	0	0	0	0	0	0	42	70	26	7	
22	282	2	0	0	0	0	0	0	0	0	0	0	0	0	0	0	0	0	0	1	0	5	131	113	20	10
23	486	0	0	0	0	0	0	0	0	0	0	1	0	0	0	0	0	0	0	0	0	38	244	161	27	15
24	768	1	0	0	0	0	0	0	0	0	5	3	0	0	0	0	0	0	0	0	3	112	380	213	38	13
25	989	4	0	0	1	0	0	0	0	1	9	5	0	0	0	0	0	0	0	0	18	210	492	196	39	14
26	1,307	5	0	0	0	0	0	0	0	2	28	4	0	0	0	0	0	0	0	0	29	348	632	198	36	25
27	1,695	6	0	0	0	0	0	0	0	26	30	8	0	0	0	2	1	0	0	2	61	573	728	204	43	11
28	1,930	4	0	0	0	0	0	0	0	33	18	1	0	0	0	2	0	0	0	5	126	741	771	191	24	14
29	2,404	4	0	0	0	0	0	0	0	64	27	6	0	0	0	1	2	0	0	9	257	946	803	219	46	20
30	2,442	0	0	0	0	0	0	0	0	56	24	6	1	0	0	11	0	0	0	19	366	990	751	183	23	12
31	2,509	0	0	0	0	0	0	0	110	21	3	0	0	0	12	0	0	0	0	45	487	1,002	655	142	21	11
32	2,472	1	0	0	0	0	0	0	6	119	20	5	0	0	0	12	1	0	0	73	543	912	633	109	22	16
33	2,291	0	0	0	0	0	0	0	10	116	17	3	0	0	1	12	0	0	3	110	585	810	492	105	20	7
34	2,509	0	0	0	0	0	0	0	20	128	36	4	0	0	4	13	2	0	5	152	880	750	425	63	19	8
35	2,408	0	0	0	0	0	0	0	24	122	15	5	0	0	5	22	3	0	5	206	894	655	362	75	12	3
36	2,333	0	0	0	0	0	0	0	42	97	19	3	0	0	8	37	1	0	9	256	893	632	273	49	6	8
37	2,494	0	0	0	0	0	0	0	71	125	19	3	0	1	10	21	0	0	24	341	910	588	292	69	12	8
38	3,228	0	0	0	0	0	0	6	117	118	16	4	0	3	27	44	2	2	115	667	1,304	513	231	47	9	3
39	5,802	0	0	0	0	0	0	9	155	159	20	3	0	16	83	52	0	21	351	1,702	2,325	618	220	48	15	5
40	8,503	0	0	0	0	0	0	11	212	212	15	4	0	44	111	61	1	40	660	2,913	3,191	731	209	64	16	8
41	11,206	0	0	0	0	0	0	52	363	301	19	3	0	45	191	47	4	63	1,028	4,205	3,791	829	199	55	9	2
42	14,443	4	0	0	0	0	0	208	638	330	25	3	1	98	196	62	2	115	1,503	5,588	4,473	890	233	54	14	6
43	18,842	24	0	0	0	0	3	462	1,040	407	25	5	1	157	277	70	1	169	2,117	7,558	5,297	901	230	69	22	7
44	21,269	93	0	0	0	0	9	841	1,296	471	22	6	7	200	295	59	1	292	2,555	8,451	5,414	921	251	67	13	5
45	23,280	162	0	0	0	0	25	1,253	1,474	470	25	4	10	230	259	74	3	424	2,954	9,068	5,680	832	262	48	15	8
46	26,454	230	0	0	0	0	67	1,542	1,522	483	22	5	16	303	299	89	3	583	3,551	10,350	6,258	798	254	56	18	5
47	29,496	209	0	1	0	0	212	2,003	1,577	482	20	5	29	308	328	95	5	767	3,897	11,373	6,979	894	241	42	24	5
48	33,005	138	0	1	1	0	405	2,333	1,705	429	27	2	37	360	424	98	3	1,021	4,308	12,539	7,884	951	270	43	18	8
49	36,866	112	0	1	0	1	634	2,624	1,759	455	25	4	61	424	456	145	2	1,501	4,951	13,616	8,786	1,015	218	51	15	10
50	41,279	92	0	1	0	4	973	3,019	2,112	525	28	2	82	430	459	156	0	1,876	5,416	15,018	9,622	1,139	240	62	16	7
51	43,736	65	0	0	1	10	1,119	2,989	2,079	476	29	8	74	447	476	164	4	2,193	5,585	15,706	10,566	1,400	252	60	19	14
52	45,393	52	0	1	1	14	1,280	3,023	2,066	530	33	4	97	445	392	167	2	2,127	5,570	15,793	11,576	1,882	238	59	32	9
53	47,451	32	0	0	3	27	1,568	3,010	2,185	586	35	1	114	422	438	203	0	2,302	5,648	15,990	12,140	2,407	227	72	32	9
54	47,271	31	0	1	5	24	1,657	2,835	2,269	621	34	7	132	404	451	214	2	2,304	5,536	15,592	12,195	2,616	220	74	35	12
55	47,400	19	0	0	14	35	1,745	2,915	2,315	753	35	8	112	390	485	258	4	2,360	5,723	15,295	11,925	2,665	197	95	38	14
56	46,400	18	0	8	39	40	1,823	3,010	2,601	717	34	5	136	371	455	242	3	2,318	5,576	14,620	11,491	2,511	242	83	44	13
57	45,999	16	1	18	42	47	1,993	3,253	2,625	824	35	6	145	411	457	254	1	2,114	5,709	14,400	10,826	2,435	224	94	59	10
58	44,903	12	2	16	56	45	1,868	3,373	2,731	892	33	5	116	389	514	248	3	2,234	5,557	13,783	10,331	2,284	215	110	62	24
59	44,949	12	5	17	63	50	1,979	3,608	2,953	908	29	6	118	393	492	219	2	2,311	5,656	13,687	9,971	2,056	218	104	73	19
60	57,752	22	4	22	74	77	2,809	5,324	3,831	1,256	67	18	133	503	614	263	3	2,755	6,947	16,519	12,378	3,432	486	120	66	29
61	60,709	8	5	30	86	98	3,113	5,565	4,233	1,367	58	15	145	584	662	276	3	3,005	7,465	16,940	12,794	3,533	513	119	68	24
62	61,342	13	13	38	70	93	3,016	5,844	4,259	1,381	60	18	155	620	636	269	7	3,230	7,611	16,978	12,729	3,500	584	139	56	23
63	59,557	1	6	35	91	89	3,083	5,698	4,189	1,384	72	14	186	697	677	281	5	3,213	7,737	16,240	11,779	3,261	584	166	47	22
64	60,830	1	6	27	93	111	3,346	6,048	4,273	1,353	76	14	219	875	650	337	3	3,431	8,051	16,439	11,440	3,020	763	180	55	19
65	65,870	2	7	32	98	102	3,732	6,957	4,834	1,468	84	12	267	1,109	807	372	15	3,711	9,004	17,556	11,526	2,971	887	236	63	18
66	67,668	2	9	38	111	122	4,007	7,504	4,781	1,513	106	11	264	1,264	769	439	7	3,987	9,283	17,855	11,229	3,014	992	284	63	14
67	73,743	1	9	41	141	138	4,916	9,047	5,163	1,705	155	27	261	1,379	875	464	13	4,443	10,070	19,142	11,613	2,895	932	249	44	20
68	55,835	0	23	34	107	127	4,197	7,219	3,782	1,198	140	13	184	1,032	627	305	11	3,493	7,602	13,995	8,895	2,078	572	152	42	7
69	48,255	2	14	38	84	107	3,900	6,538	3,152	949	159	5	117	850	500	261	3	3,034	6,460	12,230	7,634	1,697	363	130	21	7
70	47,062	0	9	33	95	119	3,771	6,328	3,064	908	121	6	109	790	511	251	7	3,244	6,451	12,166	7,258	1,422	295	77	23	4

Number of Military Retirees Receiving Retired Pay as of September 30, 2014 by Rank and Current Age

CURRENT AGE	DOD TOTAL																			ALL RETIREES INCLUDING RESERVE RETIRED									
	TOTAL	UNK	O-10	O-9	O-8	O-7	O-6	O-5	O-4	O-3	O-2	O-1	W-5	W-4	W-3	W-2	W-1	E-9	E-8	E-7	E-6	E-5	E-4	E-3	E-2	E-1			
71	49,877	0	10	25	92	113	4,101	6,382	3,302	1,026	105	9	89	845	528	276	7	3,608	6,871	13,045	7,717	1,373	254	72	21	6			
72	44,652	0	15	35	83	115	3,455	5,174	2,892	944	101	8	56	689	468	265	3	3,180	6,141	12,323	7,242	1,193	188	56	19	7			
73	40,853	0	8	23	100	114	3,322	4,542	2,778	943	66	12	64	631	417	236	11	3,074	5,517	11,197	6,533	1,029	154	59	21	2			
74	39,284	1	7	29	104	119	3,225	4,361	2,690	967	69	4	39	635	400	214	5	2,843	5,144	10,760	6,502	971	109	57	22	7			
75	38,160	0	5	22	80	94	3,074	4,258	2,488	902	49	3	38	594	383	207	1	2,730	4,898	10,394	6,701	1,090	95	36	14	4			
76	38,977	1	7	28	76	118	3,004	4,040	2,359	847	65	7	30	604	436	231	4	2,786	4,891	10,603	7,352	1,318	94	49	21	6			
77	38,041	0	7	21	96	98	2,832	3,909	2,211	740	53	1	36	538	400	192	3	2,694	4,544	10,444	7,600	1,445	115	45	9	8			
78	36,554	1	13	25	94	102	2,611	3,719	2,101	701	46	7	24	515	419	232	6	2,584	4,366	10,022	7,374	1,434	98	39	15	6			
79	34,202	0	10	16	99	113	2,761	3,546	2,092	613	43	3	15	510	385	219	11	2,265	4,065	8,993	6,690	1,551	114	51	32	5			
80	31,330	0	8	26	72	91	2,636	3,794	1,997	520	47	6	2	440	274	217	3	1,989	3,485	7,950	6,133	1,461	81	64	28	6			
81	29,129	0	6	19	113	82	2,616	3,588	1,995	450	39	1	3	431	264	231	9	1,919	3,349	7,123	5,300	1,376	104	66	41	4			
82	27,720	1	3	18	87	101	2,460	3,369	1,902	433	67	6	0	412	260	214	4	1,981	3,338	6,720	4,885	1,191	127	86	51	4			
83	26,332	1	6	25	90	73	2,395	3,146	1,876	489	89	9	0	381	250	225	8	1,953	3,325	6,449	4,095	1,170	116	115	45	1			
84	24,761	0	9	19	88	81	2,291	2,887	1,748	547	82	8	0	397	225	231	12	1,930	3,135	6,021	3,738	1,012	145	102	51	2			
85	19,739	0	3	14	81	82	1,971	2,488	1,467	395	64	6	0	343	152	178	12	1,526	2,385	4,657	2,887	832	91	82	22	1			
86	14,975	0	4	28	72	53	1,463	1,892	1,131	268	46	9	0	259	127	122	10	1,163	1,756	3,452	2,255	706	87	52	20	0			
87	10,407	0	2	10	48	24	929	1,241	794	241	49	8	0	189	94	73	10	756	1,201	2,338	1,688	597	83	26	5	1			
88	8,615	0	2	7	39	31	835	1,139	876	253	44	7	0	165	75	54	5	590	892	1,832	1,228	442	73	19	7	0			
89	7,967	0	4	9	49	35	892	1,366	1,047	224	55	16	0	124	63	42	18	532	678	1,460	935	351	53	12	2	0			
90	7,537	0	3	7	42	28	863	1,418	1,131	247	70	28	0	97	58	37	16	465	595	1,301	840	257	27	5	2	0			
91	6,275	0	1	8	34	27	739	1,384	978	186	74	38	0	112	50	30	13	344	479	1,009	558	183	25	3	0	0			
92	5,537	0	4	10	21	17	661	1,315	895	218	107	50	0	89	58	32	12	304	349	798	451	134	9	1	2	0			
93	4,626	0	0	7	18	18	657	1,230	725	164	97	34	0	89	54	28	12	202	244	645	293	93	15	1	0	0			
94	3,668	0	0	4	17	24	562	987	491	139	70	24	0	83	45	26	11	173	212	533	195	64	7	1	0	0			
95	2,322	0	1	5	12	16	395	639	350	82	46	14	0	57	21	18	12	81	118	302	116	36	1	0	0	0			
96	1,683	0	0	2	11	11	277	522	238	46	40	20	0	33	20	16	6	49	75	232	66	16	1	1	1	0			
97	942	0	1	3	5	8	170	302	121	33	16	7	0	20	7	10	7	22	36	129	33	10	2	0	0	0			
98	566	0	0	1	2	5	99	173	74	17	13	4	0	12	6	4	2	12	23	86	23	9	1	0	0	0			
99	350	0	0	1	2	1	57	115	41	6	10	3	0	15	4	3	1	12	10	47	16	5	0	0	1	0			
100+	377	0	0	3	2	2	90	108	44	21	6	1	0	4	5	2	2	6	9	43	19	8	1	0	1	0			
UNK	10	0	0	0	0	0	0	0	0	0	0	0	0	0	0	0	0	2	2	4	2	0	0	0	0	0	0		
TOTAL	1,970,816	1,409	252	883	3,005	3,276	108,693	187,485	124,362	39,292	3,700	666	3,725	25,307	20,869	10,549	371	106,458	242,826	566,105	396,819	92,780	22,442	6,809	2,058	675			
AVG	63.8	48.2	73.0	72.3	73.4	72.3	70.3	68.0	66.2	64.7	68.9	71.8	62.1	66.9	63.6	66.1	75.7	67.3	64.2	62.5	61.6	60.1	49.8	51.1	55.9	49.9			
							OFFICERS AVE	67.6										ENLISTED AVE	62.5										

Number of Military Retirees Receiving Retired Pay as of September 30, 2014 by Rank and Current Age

CURRENT AGE	DOD TOTAL																	ALL RETIREES EXCLUDING RESERVE RETIRED									
	TOTAL	UNK	O-10	O-9	O-8	O-7	O-6	O-5	O-4	O-3	O-2	O-1	W-5	W-4	W-3	W-2	W-1	E-9	E-8	E-7	E-6	E-5	E-4	E-3	E-2	E-1	
17	0	0	0	0	0	0	0	0	0	0	0	0	0	0	0	0	0	0	0	0	0	0	0	0	0	0	0
18	2	0	0	0	0	0	0	0	0	0	0	0	0	0	0	0	0	0	0	0	0	0	0	0	0	1	1
19	21	1	0	0	0	0	0	0	0	0	0	0	0	0	0	0	0	0	0	0	0	0	0	5	8	7	8
20	60	0	0	0	0	0	0	0	0	0	0	0	0	0	0	0	0	0	0	0	0	0	4	35	16	5	5
21	148	3	0	0	0	0	0	0	0	0	0	0	0	0	0	0	0	0	0	0	0	0	42	70	26	7	7
22	282	2	0	0	0	0	0	0	0	0	0	0	0	0	0	0	0	0	0	1	0	5	131	113	20	10	10
23	486	0	0	0	0	0	0	0	0	0	0	1	0	0	0	0	0	0	0	0	0	38	244	161	27	15	15
24	768	1	0	0	0	0	0	0	0	0	5	3	0	0	0	0	0	0	0	0	3	112	380	213	38	13	13
25	989	4	0	0	1	0	0	0	0	1	9	5	0	0	0	0	0	0	0	0	18	210	492	196	39	14	14
26	1,307	5	0	0	0	0	0	0	0	2	28	4	0	0	0	0	0	0	0	0	29	348	632	198	36	25	25
27	1,695	6	0	0	0	0	0	0	0	26	30	8	0	0	0	0	2	1	0	0	2	573	728	204	43	11	11
28	1,930	4	0	0	0	0	0	0	0	33	18	1	0	0	0	2	0	0	0	5	126	741	771	191	24	14	14
29	2,404	4	0	0	0	0	0	0	0	64	27	6	0	0	0	1	2	0	0	9	257	946	803	219	46	20	20
30	2,442	0	0	0	0	0	0	0	0	56	24	6	1	0	0	11	0	0	0	19	366	990	751	183	23	12	12
31	2,509	0	0	0	0	0	0	0	0	110	21	3	0	0	0	12	0	0	0	45	487	1,002	655	142	21	11	11
32	2,472	1	0	0	0	0	0	0	6	119	20	5	0	0	0	12	1	0	0	73	543	912	633	109	22	16	16
33	2,291	0	0	0	0	0	0	0	10	116	17	3	0	0	1	12	0	0	3	110	585	810	492	105	20	7	7
34	2,509	0	0	0	0	0	0	0	20	128	36	4	0	0	4	13	2	0	5	152	880	750	425	63	19	8	8
35	2,408	0	0	0	0	0	0	0	24	122	15	5	0	0	5	22	3	0	5	206	894	655	362	75	12	3	3
36	2,333	0	0	0	0	0	0	0	42	97	19	3	0	0	8	37	1	0	9	256	893	632	273	49	6	8	8
37	2,494	0	0	0	0	0	0	0	71	125	19	3	0	1	10	21	0	0	24	341	910	588	292	69	12	8	8
38	3,228	0	0	0	0	0	0	6	117	118	16	4	0	3	27	44	2	2	115	667	1,304	513	231	47	9	3	3
39	5,802	0	0	0	0	0	0	9	155	159	20	3	0	16	83	52	0	21	351	1,702	2,325	618	220	48	15	5	5
40	8,503	0	0	0	0	0	0	11	212	212	15	4	0	44	111	61	1	40	660	2,913	3,191	731	209	64	16	8	8
41	11,206	0	0	0	0	0	0	52	363	301	19	3	0	45	191	47	4	63	1,028	4,205	3,791	829	199	55	9	2	2
42	14,443	4	0	0	0	0	0	208	638	330	25	3	1	98	196	62	2	115	1,503	5,588	4,473	890	233	54	14	6	6
43	18,842	24	0	0	0	0	3	462	1,040	407	25	5	1	157	277	70	1	169	2,117	7,558	5,297	901	230	69	22	7	7
44	21,269	93	0	0	0	0	9	841	1,296	471	22	6	7	200	295	59	1	292	2,555	8,451	5,414	921	251	67	13	5	5
45	23,280	162	0	0	0	0	25	1,253	1,474	470	25	4	10	230	259	74	3	424	2,954	9,068	5,680	832	262	48	15	8	8
46	26,454	230	0	0	0	0	67	1,542	1,522	483	22	5	16	303	299	89	3	583	3,551	10,350	6,258	798	254	56	18	5	5
47	29,496	209	0	1	0	0	212	2,003	1,577	482	20	5	29	308	328	95	5	767	3,897	11,373	6,979	894	241	42	24	5	5
48	33,005	138	0	1	1	0	405	2,333	1,705	429	27	2	37	360	424	98	3	1,021	4,308	12,539	7,884	951	270	43	18	8	8
49	36,866	112	0	1	0	1	634	2,624	1,759	455	25	4	61	424	456	145	2	1,501	4,951	13,616	8,786	1,015	218	51	15	10	10
50	41,279	92	0	1	0	4	973	3,019	2,112	525	28	2	82	430	459	156	0	1,876	5,416	15,018	9,622	1,139	240	62	16	7	7
51	43,736	65	0	0	1	10	1,119	2,989	2,079	476	29	8	74	447	476	164	4	2,193	5,585	15,706	10,566	1,400	252	60	19	14	14
52	45,393	52	0	1	1	14	1,280	3,023	2,066	530	33	4	97	445	392	167	2	2,127	5,570	15,793	11,576	1,882	238	59	32	9	9
53	47,450	32	0	0	3	27	1,568	3,010	2,185	586	35	1	114	422	438	203	0	2,302	5,648	15,989	12,140	2,407	227	72	32	9	9
54	47,270	31	0	1	5	24	1,657	2,834	2,269	621	34	7	132	404	451	214	2	2,304	5,536	15,592	12,195	2,616	220	74	35	12	12
55	47,382	19	0	0	14	35	1,744	2,907	2,315	753	35	8	112	389	485	257	4	2,360	5,721	15,291	11,924	2,665	197	95	38	14	14
56	46,342	18	0	7	39	40	1,813	2,989	2,598	717	34	5	135	370	455	242	3	2,315	5,570	14,610	11,490	2,510	242	83	44	13	13
57	45,842	16	1	18	38	46	1,968	3,204	2,619	824	35	6	144	409	456	254	1	2,097	5,684	14,383	10,817	2,435	224	94	59	10	10
58	44,620	11	2	16	50	41	1,811	3,316	2,718	889	33	5	115	383	513	248	2	2,216	5,510	13,743	10,308	2,279	215	110	62	24	24
59	44,242	11	5	16	52	44	1,868	3,483	2,919	897	29	6	111	381	486	219	2	2,242	5,547	13,574	9,905	2,034	215	104	73	19	19
60	43,749	14	4	22	48	49	1,868	3,581	2,826	916	45	10	101	385	536	221	2	2,218	5,552	13,681	9,348	1,895	223	114	66	24	24
61	43,344	7	5	30	53	45	1,993	3,458	3,007	974	37	7	100	422	587	236	0	2,315	5,729	13,282	8,872	1,739	244	116	65	21	21
62	42,285	9	13	37	44	43	1,870	3,548	2,943	944	40	10	102	448	556	216	1	2,429	5,556	12,882	8,428	1,644	310	137	55	20	20
63	39,916	1	6	35	61	43	1,929	3,424	2,857	954	45	5	105	457	576	229	1	2,373	5,544	11,917	7,369	1,409	350	161	47	18	18
64	39,729	1	6	27	54	49	2,045	3,486	2,918	953	47	9	140	559	537	280	1	2,460	5,547	11,787	6,735	1,288	553	176	54	17	17
65	42,027	0	7	31	46	46	2,234	3,721	3,207	1,053	52	8	149	663	655	304	11	2,637	6,174	12,364	6,426	1,232	699	231	61	16	16
66	42,528	1	9	37	55	57	2,342	4,041	3,171	1,088	74	9	153	654	613	366	4	2,808	6,168	12,410	6,070	1,233	809	280	63	13	13
67	45,541	0	9	40	77	56	2,771	4,781	3,423	1,265	129	19	135	778	663	372	4	3,079	6,738	12,914	6,105	1,099	774	248	43	19	19
68	34,494	0	23	32	52	51	2,396	3,864	2,606	929	127	7	87	544	477	245	5	2,468	5,089	9,468	4,596	784	448	150	40	6	6
69	29,934	1	14	36	44	41	2,129	3,495	2,182	698	145	3	61	453	384	203	1	2,207	4,347	8,397	4,089	590	262	126	21	5	5
70	30,192	0	9	31	52	51	2,171	3,477	2,185	675	106	3	44	412	370	199	2	2,436	4,483	8,633	4,094	450	206	77	23	3	3

Number of Military Retirees Receiving Retired Pay as of September 30, 2014 by Rank and Current Age

CURRENT AGE	DOD TOTAL																							ALL RETIREES EXCLUDING RESERVE RETIRED									
	TOTAL	UNK	O-10	O-9	O-8	O-7	O-6	O-5	O-4	O-3	O-2	O-1	W-5	W-4	W-3	W-2	W-1	E-9	E-8	E-7	E-6	E-5	E-4	E-3	E-2	E-1							
71	32,864	0	10	25	48	51	2,351	3,540	2,425	829	91	8	37	467	395	218	4	2,812	4,903	9,424	4,545	424	160	70	21	6							
72	30,485	0	15	35	44	54	1,950	2,795	2,093	767	87	6	23	399	341	213	1	2,556	4,574	9,247	4,637	440	128	54	19	7							
73	29,135	0	8	22	62	55	1,963	2,559	2,128	795	55	5	26	412	336	195	1	2,545	4,272	8,694	4,407	414	99	59	21	2							
74	28,440	1	7	29	57	62	1,977	2,644	2,106	818	56	4	15	378	312	166	1	2,315	3,949	8,404	4,549	437	68	57	22	6							
75	27,618	0	5	22	48	44	1,833	2,640	1,909	706	32	1	12	343	304	158	0	2,166	3,711	8,132	4,890	552	57	35	14	4							
76	28,580	1	7	27	45	60	1,789	2,584	1,773	640	50	5	6	307	347	184	1	2,190	3,629	8,403	5,613	790	55	48	21	5							
77	28,328	0	7	21	55	41	1,723	2,569	1,654	580	41	0	7	261	317	149	0	2,084	3,442	8,303	5,977	957	78	45	9	8							
78	27,245	1	13	25	59	51	1,555	2,430	1,561	519	36	6	3	261	319	189	3	2,002	3,272	7,951	5,849	1,015	65	39	15	6							
79	25,567	0	10	16	65	66	1,662	2,355	1,573	459	37	1	5	226	309	181	3	1,698	2,991	7,118	5,457	1,167	81	50	32	5							
80	23,914	0	8	26	46	50	1,647	2,536	1,517	357	39	5	0	211	212	184	0	1,523	2,644	6,444	5,095	1,206	66	64	28	6							
81	22,259	0	6	19	68	37	1,631	2,416	1,455	328	32	1	1	222	206	204	0	1,504	2,563	5,785	4,418	1,156	96	66	41	4							
82	21,110	1	3	18	55	50	1,511	2,266	1,353	295	53	5	0	195	217	191	0	1,497	2,560	5,458	4,112	1,012	118	85	51	4							
83	19,865	1	6	25	54	32	1,422	2,049	1,309	308	69	7	0	172	179	187	4	1,514	2,531	5,264	3,459	1,008	104	115	45	1							
84	18,663	0	9	19	54	37	1,332	1,836	1,172	329	66	8	0	170	180	201	6	1,486	2,385	4,969	3,232	883	134	102	51	2							
85	14,969	0	3	14	58	45	1,146	1,561	978	233	51	6	0	154	129	160	10	1,235	1,901	3,864	2,513	717	86	82	22	1							
86	11,352	0	4	28	51	34	831	1,213	734	140	37	9	0	113	104	110	9	910	1,407	2,851	1,978	636	81	52	20	0							
87	7,816	0	2	10	39	15	548	791	453	120	36	7	0	81	66	59	5	592	926	1,908	1,502	546	78	26	5	1							
88	6,149	0	2	7	27	21	504	701	432	95	33	6	0	69	47	45	2	452	678	1,462	1,085	388	68	18	7	0							
89	5,448	0	4	9	37	23	563	797	496	83	39	16	0	51	45	34	18	411	484	1,154	808	313	49	12	2	0							
90	4,955	0	3	7	32	16	522	776	530	84	66	28	0	39	39	30	14	356	450	1,021	717	232	26	5	2	0							
91	4,134	0	1	8	20	12	492	749	443	75	69	38	0	53	36	22	10	275	356	810	476	165	21	3	0	0							
92	3,612	0	4	10	13	7	452	678	382	120	98	48	0	57	41	26	11	235	254	638	400	127	8	1	2	0							
93	2,995	0	0	7	13	11	417	634	351	89	92	34	0	57	38	20	11	167	188	523	240	88	14	1	0	0							
94	2,419	0	0	4	14	11	374	504	231	88	69	24	0	53	36	21	10	144	166	440	165	58	6	1	0	0							
95	1,500	0	1	5	7	9	262	328	158	57	44	14	0	45	16	14	12	66	77	245	104	35	1	0	0	0							
96	1,012	0	0	2	5	5	169	221	102	30	39	20	0	18	17	12	6	42	54	193	60	14	1	1	1	0							
97	575	0	1	3	2	6	105	128	62	22	16	7	0	16	6	8	7	16	25	102	32	9	2	0	0	0							
98	358	0	0	1	1	3	72	70	43	10	12	4	0	7	6	4	2	10	14	70	20	8	1	0	0	0							
99	207	0	0	1	2	1	34	45	18	4	10	3	0	11	1	3	1	11	7	36	13	5	0	0	1	0							
100+	203	0	0	3	2	2	47	36	15	16	6	1	0	3	4	2	2	4	5	32	15	6	1	0	1	0							
UNK	10	0	0	0	0	0	0	0	0	0	0	0	0	0	0	0	0	2	2	4	2	0	0	0	0	0							
TOTAL	1,581,066	1,389	252	869	1,874	1,728	71,788	127,445	96,692	31,579	3,182	577	2,591	16,895	18,144	9,226	243	87,280	199,170	485,632	326,479	68,743	19,828	6,764	2,048	648							
AVG	62.1	48.0	73.0	72.4	73.4	71.4	68.8	66.0	64.3	62.7	68.2	72.4	59.8	63.9	62.4	65.2	76.1	66.4	62.9	61.2	60.1	57.4	47.6	51.0	55.9	49.3							
							OFFICERS AVE	65.6										ENLISTED AVE	61.0														

Number of Military Retirees Receiving Retired Pay as of September 30, 2014 by Rank and Current Age

DOD TOTAL NON DISABILITY INCLUDING RESERVE RETIRED

CURRENT AGE	TOTAL	UNK	O-10	O-9	O-8	O-7	O-6	O-5	O-4	O-3	O-2	O-1	W-5	W-4	W-3	W-2	W-1	E-9	E-8	E-7	E-6	E-5	E-4	E-3	E-2	E-1
17	0	0	0	0	0	0	0	0	0	0	0	0	0	0	0	0	0	0	0	0	0	0	0	0	0	0
18	0	0	0	0	0	0	0	0	0	0	0	0	0	0	0	0	0	0	0	0	0	0	0	0	0	0
19	0	0	0	0	0	0	0	0	0	0	0	0	0	0	0	0	0	0	0	0	0	0	0	0	0	0
20	0	0	0	0	0	0	0	0	0	0	0	0	0	0	0	0	0	0	0	0	0	0	0	0	0	0
21	0	0	0	0	0	0	0	0	0	0	0	0	0	0	0	0	0	0	0	0	0	0	0	0	0	0
22	0	0	0	0	0	0	0	0	0	0	0	0	0	0	0	0	0	0	0	0	0	0	0	0	0	0
23	0	0	0	0	0	0	0	0	0	0	0	0	0	0	0	0	0	0	0	0	0	0	0	0	0	0
24	0	0	0	0	0	0	0	0	0	0	0	0	0	0	0	0	0	0	0	0	0	0	0	0	0	0
25	0	0	0	0	0	0	0	0	0	0	0	0	0	0	0	0	0	0	0	0	0	0	0	0	0	0
26	0	0	0	0	0	0	0	0	0	0	0	0	0	0	0	0	0	0	0	0	0	0	0	0	0	0
27	0	0	0	0	0	0	0	0	0	0	0	0	0	0	0	0	0	0	0	0	0	0	0	0	0	0
28	0	0	0	0	0	0	0	0	0	0	0	0	0	0	0	0	0	0	0	0	0	0	0	0	0	0
29	0	0	0	0	0	0	0	0	0	0	0	0	0	0	0	0	0	0	0	0	0	0	0	0	0	0
30	0	0	0	0	0	0	0	0	0	0	0	0	0	0	0	0	0	0	0	0	0	0	0	0	0	0
31	0	0	0	0	0	0	0	0	0	0	0	0	0	0	0	0	0	0	0	0	0	0	0	0	0	0
32	4	0	0	0	0	0	0	0	0	0	0	0	0	0	0	0	0	0	0	0	4	0	0	0	0	0
33	89	0	0	0	0	0	0	0	0	1	0	0	0	0	0	0	0	0	1	14	71	2	0	0	0	0
34	341	0	0	0	0	0	0	0	1	1	0	0	0	0	0	1	0	0	2	46	276	14	0	0	0	0
35	500	0	0	0	0	0	0	0	2	6	0	0	0	0	1	6	0	0	2	87	364	29	3	0	0	0
36	564	0	0	0	0	0	0	0	6	10	0	0	0	0	2	16	0	0	0	113	378	38	1	0	0	0
37	728	0	0	0	0	0	0	0	29	26	0	0	0	0	5	10	0	0	14	202	392	47	3	0	0	0
38	1,719	0	0	0	0	0	0	4	65	29	0	0	0	3	20	28	0	2	103	511	852	98	3	1	0	0
39	4,296	0	0	0	0	0	0	8	107	67	1	0	0	12	71	37	0	21	323	1,524	1,867	239	18	0	0	1
40	6,962	0	0	0	0	0	0	8	174	126	3	0	0	40	104	45	1	39	618	2,678	2,745	368	12	1	0	0
41	9,543	0	0	0	0	0	0	48	300	179	1	0	0	44	170	34	3	57	969	3,921	3,319	482	13	1	1	1
42	12,697	4	0	0	0	0	0	201	571	230	6	0	1	93	178	49	2	110	1,425	5,261	4,009	539	15	1	1	1
43	17,014	24	0	0	0	0	2	448	962	274	4	0	1	153	257	59	1	161	2,034	7,191	4,851	550	34	5	0	3
44	19,362	92	0	0	0	0	8	824	1,196	350	3	0	7	187	279	46	1	275	2,456	8,082	4,957	567	25	2	2	3
45	21,539	162	0	0	0	0	23	1,239	1,387	336	6	0	9	225	248	65	2	394	2,860	8,748	5,268	528	34	3	1	1
46	24,740	230	0	0	0	0	67	1,512	1,447	363	3	1	15	292	286	76	3	546	3,423	10,017	5,922	505	27	3	2	0
47	27,778	209	0	1	0	0	210	1,963	1,494	388	5	0	28	301	313	84	4	733	3,779	11,050	6,618	572	17	4	1	4
48	31,283	138	0	1	1	0	396	2,288	1,616	336	8	0	36	347	400	93	3	990	4,203	12,253	7,483	661	24	3	0	3
49	35,156	112	0	1	0	1	617	2,579	1,683	367	4	0	61	411	435	136	2	1,470	4,828	13,290	8,427	702	21	5	0	4
50	39,423	92	0	1	0	4	958	2,955	2,031	435	7	0	82	414	442	146	0	1,840	5,292	14,633	9,243	813	29	3	0	3
51	41,887	65	0	0	1	10	1,107	2,937	1,994	387	11	0	73	431	462	151	3	2,139	5,456	15,342	10,199	1,080	26	5	2	6
52	43,594	52	0	0	1	14	1,271	2,968	2,002	426	8	0	97	439	375	156	2	2,089	5,424	15,468	11,188	1,571	36	3	1	3
53	45,682	32	0	0	3	27	1,545	2,951	2,127	497	9	0	111	405	426	194	0	2,265	5,534	15,662	11,803	2,059	27	4	0	1
54	45,540	31	0	1	5	24	1,636	2,776	2,215	535	17	1	130	391	440	206	1	2,263	5,416	15,263	11,859	2,301	18	6	2	3
55	45,738	19	0	0	14	35	1,726	2,866	2,256	661	19	0	109	379	473	243	4	2,314	5,594	15,022	11,601	2,379	20	1	0	3
56	44,819	18	0	8	39	40	1,812	2,958	2,551	618	20	0	132	359	444	232	3	2,291	5,452	14,305	11,242	2,260	24	6	1	4
57	44,334	16	1	18	42	47	1,974	3,204	2,557	722	19	1	144	400	446	243	1	2,074	5,570	14,109	10,519	2,188	29	3	2	5
58	43,178	12	2	16	56	44	1,849	3,316	2,680	781	18	1	116	375	505	236	3	2,191	5,428	13,444	10,031	2,046	20	3	1	4
59	43,263	12	5	17	63	50	1,960	3,558	2,889	790	19	1	116	382	487	207	2	2,279	5,527	13,386	9,648	1,833	25	5	0	2
60	55,926	22	4	22	74	77	2,791	5,257	3,763	1,161	48	8	130	489	597	259	2	2,718	6,816	16,174	12,029	3,180	287	8	0	10
61	58,898	8	5	30	86	98	3,084	5,505	4,162	1,266	45	8	143	572	648	269	3	2,966	7,341	16,611	12,434	3,300	298	8	5	3
62	59,463	13	13	38	70	92	3,001	5,783	4,192	1,295	41	8	150	606	626	256	6	3,185	7,466	16,668	12,374	3,259	310	3	1	7
63	57,641	1	6	35	91	89	3,063	5,653	4,115	1,296	56	10	183	680	662	263	5	3,167	7,586	15,940	11,402	3,025	259	6	2	6
64	58,478	1	6	27	93	111	3,328	5,980	4,196	1,256	60	6	218	851	633	311	3	3,374	7,869	16,118	11,098	2,692	234	7	1	5
65	63,116	2	7	32	98	101	3,713	6,915	4,759	1,353	53	4	264	1,086	788	341	7	3,648	8,829	17,191	11,182	2,518	210	8	2	5
66	64,568	2	9	38	111	120	3,985	7,440	4,707	1,385	54	3	260	1,246	749	398	4	3,915	9,115	17,501	10,853	2,462	201	8	0	2
67	70,603	1	9	41	141	137	4,896	8,982	5,085	1,496	57	11	258	1,353	851	437	12	4,370	9,929	18,754	11,237	2,354	182	7	1	2
68	53,546	0	23	34	106	127	4,173	7,168	3,719	1,030	30	6	183	1,015	612	278	10	3,426	7,458	13,703	8,621	1,670	145	4	4	1
69	46,437	2	14	38	84	107	3,877	6,484	3,093	773	49	2	116	837	486	238	2	2,978	6,334	11,977	7,403	1,415	116	10	0	2
70	45,501	0	9	33	95	119	3,756	6,266	3,018	730	31	3	107	776	497	235	6	3,194	6,318	11,949	7,047	1,206	101	1	0	4

Number of Military Retirees Receiving Retired Pay as of September 30, 2014 by Rank and Current Age

CURRENT AGE	DOD TOTAL NON DISABILITY INCLUDING RESERVE RETIRED																										
	TOTAL	UNK	O-10	O-9	O-8	O-7	O-6	O-5	O-4	O-3	O-2	O-1	W-5	W-4	W-3	W-2	W-1	E-9	E-8	E-7	E-6	E-5	E-4	E-3	E-2	E-1	
71	48,339	0	10	25	91	113	4,067	6,311	3,243	840	39	1	89	834	515	264	7	3,544	6,739	12,827	7,474	1,199	105	2	0	0	
72	43,354	0	15	35	82	115	3,426	5,133	2,840	797	45	2	55	676	463	253	3	3,124	6,044	12,128	7,021	1,030	64	2	1	0	
73	39,703	0	8	23	100	114	3,307	4,489	2,731	829	35	7	64	618	408	227	11	3,000	5,408	10,989	6,357	918	59	1	0	0	
74	38,220	0	7	29	104	119	3,193	4,310	2,628	861	44	1	39	620	387	206	5	2,792	5,032	10,580	6,325	883	48	4	0	3	
75	37,293	0	5	22	80	94	3,043	4,216	2,430	825	37	2	38	582	377	201	1	2,673	4,812	10,243	6,549	1,017	45	1	0	0	
76	38,049	0	7	28	76	118	2,959	3,993	2,301	781	38	2	30	596	431	227	4	2,739	4,820	10,430	7,177	1,238	49	2	1	2	
77	37,199	0	7	21	96	98	2,807	3,866	2,150	681	42	1	36	529	392	185	3	2,649	4,469	10,287	7,459	1,364	55	2	0	0	
78	35,783	0	13	24	94	102	2,583	3,680	2,053	649	32	4	23	505	407	230	6	2,544	4,309	9,873	7,244	1,358	46	4	0	0	
79	33,355	0	10	16	99	113	2,722	3,513	2,033	561	24	2	15	504	376	215	11	2,212	3,997	8,834	6,569	1,460	65	4	0	0	
80	30,570	0	8	26	72	91	2,604	3,753	1,961	485	31	1	2	438	271	210	3	1,958	3,438	7,803	5,983	1,387	43	2	0	0	
81	28,279	0	6	18	113	82	2,584	3,541	1,946	418	24	0	3	427	259	226	9	1,881	3,281	6,991	5,165	1,269	32	3	0	1	
82	26,778	0	3	17	87	99	2,421	3,320	1,856	394	38	3	0	405	258	210	4	1,946	3,261	6,557	4,738	1,113	46	2	0	0	
83	25,382	0	5	24	90	72	2,374	3,111	1,820	451	74	4	0	375	245	218	7	1,923	3,255	6,261	3,955	1,078	39	1	0	0	
84	23,773	0	9	19	88	80	2,268	2,837	1,701	517	65	3	0	391	217	224	12	1,893	3,052	5,832	3,592	927	42	3	1	0	
85	18,891	0	3	13	79	80	1,944	2,430	1,417	366	35	0	0	342	147	166	12	1,483	2,308	4,494	2,760	772	36	4	0	0	
86	14,353	0	4	27	70	52	1,448	1,848	1,089	258	28	2	0	253	120	117	8	1,131	1,700	3,350	2,161	634	49	4	0	0	
87	9,991	0	2	10	48	24	910	1,188	774	230	38	4	0	186	90	73	10	734	1,159	2,269	1,620	555	59	7	0	1	
88	8,307	0	2	7	37	29	826	1,107	854	237	30	3	0	161	73	51	5	577	871	1,782	1,174	416	57	8	0	0	
89	7,644	0	4	9	49	35	878	1,326	1,017	212	41	4	0	121	61	41	12	512	657	1,408	894	318	43	2	0	0	
90	7,196	0	3	7	41	27	848	1,375	1,097	226	22	7	0	94	56	37	13	449	579	1,267	793	229	21	5	0	0	
91	5,954	0	1	8	34	27	726	1,343	948	155	27	4	0	108	46	30	9	334	466	977	527	166	17	1	0	0	
92	5,177	0	4	9	21	16	634	1,271	865	174	33	9	0	86	57	30	5	295	330	772	432	125	7	1	1	0	
93	4,317	0	0	7	18	17	625	1,189	701	128	20	5	0	87	53	27	6	195	236	621	281	87	13	1	0	0	
94	3,412	0	0	4	16	22	535	950	471	101	19	2	0	77	45	26	11	170	202	510	185	62	4	0	0	0	
95	2,151	0	0	5	12	14	373	621	338	49	12	3	0	54	20	16	10	74	114	294	108	33	1	0	0	0	
96	1,563	0	0	2	8	10	262	511	228	32	8	3	0	31	19	16	4	47	73	228	64	16	1	0	0	0	
97	873	0	1	3	4	6	159	296	112	19	5	1	0	19	7	9	6	21	35	129	30	9	2	0	0	0	
98	525	0	0	1	2	5	93	169	68	12	5	0	0	12	6	3	2	11	23	83	22	7	1	0	0	0	
99	326	0	0	1	2	0	56	111	40	5	2	0	0	15	4	2	1	11	9	47	15	5	0	0	0	0	
100+	348	0	0	3	1	2	81	107	43	15	1	0	0	4	4	2	1	6	9	43	18	8	0	0	0	0	
UNK	10	0	0	0	0	0	0	0	0	0	0	0	0	0	0	0	0	2	2	4	2	0	0	0	0	0	
TOTAL	1,863,065	1,372	250	875	2,988	3,250	107,584	184,959	120,906	33,290	1,609	154	3,674	24,744	20,232	9,826	302	104,414	237,484	552,121	377,550	71,235	3,896	204	37	109	
AVG	64.5	48.6	72.8	72.3	73.4	72.2	70.3	68.0	66.3	66.0	73.1	75.0	62.2	67.0	63.8	66.8	76.6	67.3	64.2	62.6	62.1	64.3	66.4	65.9	59.3	58.2	
							OFFICERS AVE	67.8										ENLISTED AVE	63.2								

Number of Military Retirees Receiving Retired Pay as of September 30, 2014 by Rank and Current Age

CURRENT AGE	DOD TOTAL NON DISABILITY EXCLUDING RESERVE RETIRED																									
	TOTAL	UNK	O-10	O-9	O-8	O-7	O-6	O-5	O-4	O-3	O-2	O-1	W-5	W-4	W-3	W-2	W-1	E-9	E-8	E-7	E-6	E-5	E-4	E-3	E-2	E-1
17	0	0	0	0	0	0	0	0	0	0	0	0	0	0	0	0	0	0	0	0	0	0	0	0	0	0
18	0	0	0	0	0	0	0	0	0	0	0	0	0	0	0	0	0	0	0	0	0	0	0	0	0	0
19	0	0	0	0	0	0	0	0	0	0	0	0	0	0	0	0	0	0	0	0	0	0	0	0	0	0
20	0	0	0	0	0	0	0	0	0	0	0	0	0	0	0	0	0	0	0	0	0	0	0	0	0	0
21	0	0	0	0	0	0	0	0	0	0	0	0	0	0	0	0	0	0	0	0	0	0	0	0	0	0
22	0	0	0	0	0	0	0	0	0	0	0	0	0	0	0	0	0	0	0	0	0	0	0	0	0	0
23	0	0	0	0	0	0	0	0	0	0	0	0	0	0	0	0	0	0	0	0	0	0	0	0	0	0
24	0	0	0	0	0	0	0	0	0	0	0	0	0	0	0	0	0	0	0	0	0	0	0	0	0	0
25	0	0	0	0	0	0	0	0	0	0	0	0	0	0	0	0	0	0	0	0	0	0	0	0	0	0
26	0	0	0	0	0	0	0	0	0	0	0	0	0	0	0	0	0	0	0	0	0	0	0	0	0	0
27	0	0	0	0	0	0	0	0	0	0	0	0	0	0	0	0	0	0	0	0	0	0	0	0	0	0
28	0	0	0	0	0	0	0	0	0	0	0	0	0	0	0	0	0	0	0	0	0	0	0	0	0	0
29	0	0	0	0	0	0	0	0	0	0	0	0	0	0	0	0	0	0	0	0	0	0	0	0	0	0
30	0	0	0	0	0	0	0	0	0	0	0	0	0	0	0	0	0	0	0	0	0	0	0	0	0	0
31	0	0	0	0	0	0	0	0	0	0	0	0	0	0	0	0	0	0	0	0	0	0	0	0	0	0
32	4	0	0	0	0	0	0	0	0	0	0	0	0	0	0	0	0	0	0	0	4	0	0	0	0	0
33	89	0	0	0	0	0	0	0	0	1	0	0	0	0	0	0	0	0	1	14	71	2	0	0	0	0
34	341	0	0	0	0	0	0	0	1	1	0	0	0	0	0	1	0	0	2	46	276	14	0	0	0	0
35	500	0	0	0	0	0	0	0	2	6	0	0	0	0	1	6	0	0	2	87	364	29	3	0	0	0
36	564	0	0	0	0	0	0	0	6	10	0	0	0	0	2	16	0	0	0	113	378	38	1	0	0	0
37	728	0	0	0	0	0	0	0	29	26	0	0	0	0	5	10	0	0	14	202	392	47	3	0	0	0
38	1,719	0	0	0	0	0	0	4	65	29	0	0	0	3	20	28	0	2	103	511	852	98	3	1	0	0
39	4,296	0	0	0	0	0	0	8	107	67	1	0	0	12	71	37	0	21	323	1,524	1,867	239	18	0	0	1
40	6,962	0	0	0	0	0	0	8	174	126	3	0	0	40	104	45	1	39	618	2,678	2,745	368	12	1	0	0
41	9,543	0	0	0	0	0	0	48	300	179	1	0	0	44	170	34	3	57	969	3,921	3,319	482	13	1	1	1
42	12,697	4	0	0	0	0	0	201	571	230	6	0	1	93	178	49	2	110	1,425	5,261	4,009	539	15	1	1	1
43	17,014	24	0	0	0	0	2	448	962	274	4	0	1	153	257	59	1	161	2,034	7,191	4,851	550	34	5	0	3
44	19,362	92	0	0	0	0	8	824	1,196	350	3	0	7	187	279	46	1	275	2,456	8,082	4,957	567	25	2	2	3
45	21,539	162	0	0	0	0	23	1,239	1,387	336	6	0	9	225	248	65	2	394	2,860	8,748	5,268	528	34	3	1	1
46	24,740	230	0	0	0	0	67	1,512	1,447	363	3	1	15	292	286	76	3	546	3,423	10,017	5,922	505	27	3	2	0
47	27,778	209	0	1	0	0	210	1,963	1,494	388	5	0	28	301	313	84	4	733	3,779	11,050	6,618	572	17	4	1	4
48	31,283	138	0	1	1	0	396	2,288	1,616	336	8	0	36	347	400	93	3	990	4,203	12,253	7,483	661	24	3	0	3
49	35,156	112	0	1	0	1	617	2,579	1,683	367	4	0	61	411	435	136	2	1,470	4,828	13,290	8,427	702	21	5	0	4
50	39,423	92	0	1	0	4	958	2,955	2,031	435	7	0	82	414	442	146	0	1,840	5,292	14,633	9,243	813	29	3	0	3
51	41,887	65	0	0	1	10	1,107	2,937	1,994	387	11	0	73	431	462	151	3	2,139	5,456	15,342	10,199	1,080	26	5	2	6
52	43,594	52	0	0	1	14	1,271	2,968	2,002	426	8	0	97	439	375	156	2	2,089	5,424	15,468	11,188	1,571	36	3	1	3
53	45,681	32	0	0	3	27	1,545	2,951	2,127	497	9	0	111	405	426	194	0	2,265	5,534	15,661	11,803	2,059	27	4	0	1
54	45,539	31	0	1	5	24	1,636	2,775	2,215	535	17	1	130	391	440	206	1	2,263	5,416	15,263	11,859	2,301	18	6	2	3
55	45,720	19	0	0	14	35	1,725	2,858	2,256	661	19	0	109	378	473	242	4	2,314	5,592	15,018	11,600	2,379	20	1	0	3
56	44,761	18	0	7	39	40	1,802	2,937	2,548	618	20	0	131	358	444	232	3	2,288	5,446	14,295	11,241	2,259	24	6	1	4
57	44,177	16	1	18	38	46	1,949	3,155	2,551	722	18	1	143	398	445	243	1	2,057	5,545	14,092	10,510	2,188	29	3	2	5
58	42,895	11	2	16	50	40	1,792	3,259	2,667	778	18	1	115	369	504	236	2	2,173	5,381	13,404	10,008	2,041	20	3	1	4
59	42,556	11	5	16	52	44	1,849	3,433	2,855	779	19	1	109	370	481	207	2	2,210	5,418	13,273	9,582	1,811	22	5	0	2
60	41,923	14	4	22	48	49	1,850	3,514	2,758	821	26	0	98	371	519	217	1	2,181	5,421	13,336	8,999	1,643	24	2	0	5
61	41,533	7	5	30	53	45	1,964	3,398	2,936	873	24	0	98	410	573	229	0	2,276	5,605	12,953	8,512	1,506	29	5	2	0
62	40,406	9	13	37	44	42	1,855	3,487	2,876	858	21	0	97	434	546	203	0	2,384	5,411	12,572	8,073	1,403	36	1	0	4
63	38,000	1	6	35	61	43	1,909	3,379	2,783	866	29	1	102	440	561	211	1	2,327	5,393	11,617	7,032	1,173	25	1	2	2
64	37,377	1	6	27	54	49	2,027	3,418	2,841	856	31	1	139	535	520	254	1	2,403	5,365	11,466	6,393	960	24	3	0	3
65	39,273	0	7	31	46	45	2,215	3,679	3,132	938	21	0	146	640	636	273	3	2,574	5,999	11,999	6,082	779	22	3	0	3
66	39,428	1	9	37	55	55	2,320	3,977	3,097	960	22	1	149	636	593	325	1	2,736	6,000	12,056	5,694	681	18	4	0	1
67	42,401	0	9	40	77	55	2,751	4,716	3,345	1,056	31	3	132	752	639	345	3	3,006	6,597	12,526	5,729	558	24	6	0	1
68	32,205	0	23	32	51	51	2,372	3,813	2,543	761	17	0	86	527	462	218	4	2,401	4,945	9,176	4,322	376	21	2	2	0
69	28,116	1	14	36	44	41	2,106	3,441	2,123	522	35	0	60	440	370	180	0	2,151	4,221	8,144	3,858	308	15	6	0	0
70	28,631	0	9	31	52	51	2,156	3,415	2,139	497	16	0	42	398	356	183	1	2,386	4,350	8,416	3,883	234	12	1	0	3

Number of Military Retirees Receiving Retired Pay as of September 30, 2014 by Rank and Current Age

CURRENT AGE	DOD TOTAL NON DISABILITY EXCLUDING RESERVE RETIRED																									
	TOTAL	UNK	O-10	O-9	O-8	O-7	O-6	O-5	O-4	O-3	O-2	O-1	W-5	W-4	W-3	W-2	W-1	E-9	E-8	E-7	E-6	E-5	E-4	E-3	E-2	E-1
71	31,326	0	10	25	47	51	2,317	3,469	2,366	643	25	0	37	456	382	206	4	2,748	4,771	9,206	4,302	250	11	0	0	0
72	29,187	0	15	35	43	54	1,921	2,754	2,041	620	31	0	22	386	336	201	1	2,500	4,477	9,052	4,416	277	4	0	1	0
73	27,985	0	8	22	62	55	1,948	2,506	2,081	681	24	0	26	399	327	186	1	2,471	4,163	8,486	4,231	303	4	1	0	0
74	27,376	0	7	29	57	62	1,945	2,593	2,044	712	31	1	15	363	299	158	1	2,264	3,837	8,224	4,372	349	7	4	0	2
75	26,751	0	5	22	48	44	1,802	2,598	1,851	629	20	0	12	331	298	152	0	2,109	3,625	7,981	4,738	479	7	0	0	0
76	27,652	0	7	27	45	60	1,744	2,537	1,715	574	23	0	6	299	342	180	1	2,143	3,558	8,230	5,438	710	10	1	1	1
77	27,486	0	7	21	55	41	1,698	2,526	1,593	521	30	0	7	252	309	142	0	2,039	3,367	8,146	5,836	876	18	2	0	0
78	26,474	0	13	24	59	51	1,527	2,391	1,513	467	22	3	2	251	307	187	3	1,962	3,215	7,802	5,719	939	13	4	0	0
79	24,720	0	10	16	65	66	1,623	2,322	1,514	407	18	0	5	220	300	177	3	1,645	2,923	6,959	5,336	1,076	32	3	0	0
80	23,154	0	8	26	46	50	1,615	2,495	1,481	322	23	0	0	209	209	177	0	1,492	2,597	6,297	4,945	1,132	28	2	0	0
81	21,409	0	6	18	68	37	1,599	2,369	1,406	296	17	0	1	218	201	199	0	1,466	2,495	5,653	4,283	1,049	24	3	0	1
82	20,168	0	3	17	55	48	1,472	2,217	1,307	256	24	2	0	188	215	187	0	1,462	2,483	5,295	3,965	934	37	1	0	0
83	18,915	0	5	24	54	31	1,401	2,014	1,253	270	54	2	0	166	174	180	3	1,484	2,461	5,076	3,319	916	27	1	0	0
84	17,675	0	9	19	54	36	1,309	1,786	1,125	299	49	3	0	164	172	194	6	1,449	2,302	4,780	3,086	798	31	3	1	0
85	14,121	0	3	13	56	43	1,119	1,503	928	204	22	0	0	153	124	148	10	1,192	1,824	3,701	2,386	657	31	4	0	0
86	10,730	0	4	27	49	33	816	1,169	692	130	19	2	0	107	97	105	7	878	1,351	2,749	1,884	564	43	4	0	0
87	7,400	0	2	10	39	15	529	738	433	109	25	3	0	78	62	59	5	570	884	1,839	1,434	504	54	7	0	1
88	5,841	0	2	7	25	19	495	669	410	79	19	2	0	65	45	42	2	439	657	1,412	1,031	362	52	7	0	0
89	5,125	0	4	9	37	23	549	757	466	71	25	4	0	48	43	33	12	391	463	1,102	767	280	39	2	0	0
90	4,654	0	3	7	31	15	507	733	496	63	18	7	0	36	37	30	11	340	434	987	670	204	20	5	0	0
91	3,813	0	1	8	20	12	479	708	413	44	22	4	0	49	32	22	6	265	343	778	445	148	13	1	0	0
92	3,252	0	4	9	13	6	425	634	352	76	24	7	0	54	40	24	4	226	235	612	381	118	6	1	1	0
93	2,686	0	0	7	13	10	385	593	327	53	15	5	0	55	37	19	5	160	180	499	228	82	12	1	0	0
94	2,163	0	0	4	13	9	347	467	211	50	18	2	0	47	36	21	10	141	156	417	155	56	3	0	0	0
95	1,329	0	0	5	7	7	240	310	146	24	10	3	0	42	15	12	10	59	73	237	96	32	1	0	0	0
96	892	0	0	2	2	4	154	210	92	16	7	3	0	16	16	12	4	40	52	189	58	14	1	0	0	0
97	506	0	1	3	1	4	94	122	53	8	5	1	0	15	6	7	6	15	24	102	29	8	2	0	0	0
98	317	0	0	1	1	3	66	66	37	5	4	0	0	7	6	3	2	9	14	67	19	6	1	0	0	0
99	183	0	0	1	2	0	33	41	17	3	2	0	0	11	1	2	1	10	6	36	12	5	0	0	0	0
100+	174	0	0	3	1	2	38	35	14	10	1	0	0	3	3	2	1	4	5	32	14	6	0	0	0	0
UNK	10	0	0	0	0	0	0	0	0	0	0	0	0	0	0	0	0	2	2	4	2	0	0	0	0	0
TOTAL	1,473,315	1,352	250	861	1,857	1,702	70,679	124,919	93,236	25,577	1,091	65	2,540	16,332	17,507	8,503	174	85,236	193,828	471,648	307,210	47,198	1,282	159	27	82
AVG	62.8	48.4	72.8	72.3	73.3	71.2	68.8	65.9	64.3	64.0	73.0	84.4	59.8	63.9	62.5	65.9	77.7	66.4	62.9	61.3	60.6	62.6	66.6	65.7	57.5	56.1
							OFFICERS AVE	65.8										ENLISTED AVE	61.8							

Number of Military Retirees Receiving Retired Pay as of September 30, 2014 by Rank and Current Age

CURRENT AGE	DOD TOTAL														DISABILITY ONLY											
	TOTAL	UNK	O-10	O-9	O-8	O-7	O-6	O-5	O-4	O-3	O-2	O-1	W-5	W-4	W-3	W-2	W-1	E-9	E-8	E-7	E-6	E-5	E-4	E-3	E-2	E-1
17	0	0	0	0	0	0	0	0	0	0	0	0	0	0	0	0	0	0	0	0	0	0	0	0	0	0
18	2	0	0	0	0	0	0	0	0	0	0	0	0	0	0	0	0	0	0	0	0	0	0	0	1	1
19	21	1	0	0	0	0	0	0	0	0	0	0	0	0	0	0	0	0	0	0	0	0	0	5	8	7
20	60	0	0	0	0	0	0	0	0	0	0	0	0	0	0	0	0	0	0	0	0	0	4	35	16	5
21	148	3	0	0	0	0	0	0	0	0	0	0	0	0	0	0	0	0	0	0	0	0	42	70	26	7
22	282	2	0	0	0	0	0	0	0	0	0	0	0	0	0	0	0	0	1	0	5	131	113	20	10	
23	486	0	0	0	0	0	0	0	0	0	1	0	0	0	0	0	0	0	0	0	38	244	161	27	15	
24	768	1	0	0	0	0	0	0	0	5	3	0	0	0	0	0	0	0	0	3	112	380	213	38	13	
25	989	4	0	0	1	0	0	0	0	1	9	5	0	0	0	0	0	0	0	18	210	492	196	39	14	
26	1,307	5	0	0	0	0	0	0	0	2	28	4	0	0	0	0	0	0	0	29	348	632	198	36	25	
27	1,695	6	0	0	0	0	0	0	0	26	30	8	0	0	0	2	1	0	0	2	573	728	204	43	11	
28	1,930	4	0	0	0	0	0	0	0	33	18	1	0	0	0	2	0	0	0	5	126	741	771	191	24	14
29	2,404	4	0	0	0	0	0	0	0	64	27	6	0	0	0	1	2	0	0	9	257	946	803	219	46	20
30	2,442	0	0	0	0	0	0	0	0	56	24	6	1	0	0	11	0	0	0	19	366	990	751	183	23	12
31	2,509	0	0	0	0	0	0	0	0	110	21	3	0	0	0	12	0	0	0	45	487	1,002	655	142	21	11
32	2,468	1	0	0	0	0	0	0	6	119	20	5	0	0	0	12	1	0	0	73	539	912	633	109	22	16
33	2,202	0	0	0	0	0	0	0	10	115	17	3	0	0	1	12	0	0	2	96	514	808	492	105	20	7
34	2,168	0	0	0	0	0	0	0	19	127	36	4	0	0	4	12	2	0	3	106	604	736	425	63	19	8
35	1,908	0	0	0	0	0	0	0	22	116	15	5	0	0	4	16	3	0	3	119	530	626	359	75	12	3
36	1,769	0	0	0	0	0	0	0	36	87	19	3	0	0	6	21	1	0	9	143	515	594	272	49	6	8
37	1,766	0	0	0	0	0	0	0	42	99	19	3	0	1	5	11	0	0	10	139	518	541	289	69	12	8
38	1,509	0	0	0	0	0	0	2	52	89	16	4	0	0	7	16	2	0	12	156	452	415	228	46	9	3
39	1,506	0	0	0	0	0	0	1	48	92	19	3	0	4	12	15	0	0	28	178	458	379	202	48	15	4
40	1,541	0	0	0	0	0	0	3	38	86	12	4	0	4	7	16	0	1	42	235	446	363	197	63	16	8
41	1,663	0	0	0	0	0	0	4	63	122	18	3	0	1	21	13	1	6	59	284	472	347	186	54	8	1
42	1,746	0	0	0	0	0	0	7	67	100	19	3	0	5	18	13	0	5	78	327	464	351	218	53	13	5
43	1,828	0	0	0	0	0	1	14	78	133	21	5	0	4	20	11	0	8	83	367	446	351	196	64	22	4
44	1,907	1	0	0	0	0	1	17	100	121	19	6	0	13	16	13	0	17	99	369	457	354	226	65	11	2
45	1,741	0	0	0	0	0	2	14	87	134	19	4	1	5	11	9	1	30	94	320	412	304	228	45	14	7
46	1,714	0	0	0	0	0	0	30	75	120	19	4	1	11	13	13	0	37	128	333	336	293	227	53	16	5
47	1,718	0	0	0	0	0	2	40	83	94	15	5	1	7	15	11	1	34	118	323	361	322	224	38	23	1
48	1,722	0	0	0	0	0	9	45	89	93	19	2	1	13	24	5	0	31	105	286	401	290	246	40	18	5
49	1,710	0	0	0	0	0	17	45	76	88	21	4	0	13	21	9	0	31	123	326	359	313	197	46	15	6
50	1,856	0	0	0	0	0	15	64	81	90	21	2	0	16	17	10	0	36	124	385	379	326	211	59	16	4
51	1,849	0	0	0	0	0	12	52	85	89	18	8	1	16	14	13	1	54	129	364	367	320	226	55	17	8
52	1,799	0	0	1	0	0	9	55	64	104	25	4	0	6	17	11	0	38	146	325	388	311	202	56	31	6
53	1,769	0	0	0	0	0	23	59	58	89	26	1	3	17	12	9	0	37	114	328	337	348	200	68	32	8
54	1,731	0	0	0	0	0	21	59	54	86	17	6	2	13	11	8	1	41	120	329	336	315	202	68	33	9
55	1,662	0	0	0	0	0	19	49	59	92	16	8	3	11	12	15	0	46	129	273	324	286	177	94	38	11
56	1,581	0	0	0	0	0	11	52	50	99	14	5	4	12	11	10	0	27	124	315	249	251	218	77	43	9
57	1,665	0	0	0	0	0	19	49	68	102	16	5	1	11	11	11	0	40	139	291	307	247	195	91	57	5
58	1,725	0	0	0	0	1	19	57	51	111	15	4	0	14	9	12	0	43	129	339	300	238	195	107	61	20
59	1,686	0	0	0	0	0	19	50	64	118	10	5	2	11	5	12	0	32	129	301	323	223	193	99	73	17
60	1,826	0	0	0	0	0	18	67	68	95	19	10	3	14	17	4	1	37	131	345	349	252	199	112	66	19
61	1,811	0	0	0	0	0	29	60	71	101	13	7	2	12	14	7	0	39	124	329	360	233	215	111	63	21
62	1,879	0	0	0	0	1	15	61	67	86	19	10	5	14	10	13	1	45	145	310	355	241	274	136	55	16
63	1,916	0	0	0	0	0	20	45	74	88	16	4	3	17	15	18	0	46	151	300	337	236	325	160	45	16
64	2,352	0	0	0	0	0	18	68	77	97	16	8	1	24	17	26	0	57	182	321	342	328	529	173	54	14
65	2,754	0	0	0	0	1	19	42	75	115	31	8	3	23	19	31	8	63	175	365	344	453	677	228	61	13
66	3,100	0	0	0	0	2	22	64	74	128	52	8	4	18	20	41	3	72	168	354	376	552	791	276	63	12
67	3,140	0	0	0	0	1	20	65	78	209	98	16	3	26	24	27	1	73	141	388	376	541	750	242	43	18
68	2,289	0	0	0	1	0	24	51	63	168	110	7	1	17	15	27	1	67	144	292	274	408	427	148	38	6
69	1,818	0	0	0	0	0	23	54	59	176	110	3	1	13	14	23	1	56	126	253	231	282	247	120	21	5
70	1,561	0	0	0	0	0	15	62	46	178	90	3	2	14	14	16	1	50	133	217	211	216	194	76	23	0

Number of Military Retirees Receiving Retired Pay as of September 30, 2014 by Rank and Current Age

CURRENT AGE	TOTAL	UNK	DOD TOTAL										DISABILITY ONLY														
			O-10	O-9	O-8	O-7	O-6	O-5	O-4	O-3	O-2	O-1	W-5	W-4	W-3	W-2	W-1	E-9	E-8	E-7	E-6	E-5	E-4	E-3	E-2	E-1	
71	1,538	0	0	0	1	0	34	71	59	186	66	8	0	11	13	12	0	64	132	218	243	174	149	70	21	6	
72	1,298	0	0	0	1	0	29	41	52	147	56	6	1	13	5	12	0	56	97	195	221	163	124	54	18	7	
73	1,150	0	0	0	0	0	15	53	47	114	31	5	0	13	9	9	0	74	109	208	176	111	95	58	21	2	
74	1,064	1	0	0	0	0	32	51	62	106	25	3	0	15	13	8	0	51	112	180	177	88	61	53	22	4	
75	867	0	0	0	0	0	31	42	58	77	12	1	0	12	6	6	0	57	86	151	152	73	50	35	14	4	
76	928	1	0	0	0	0	45	47	58	66	27	5	0	8	5	4	0	47	71	173	175	80	45	47	20	4	
77	842	0	0	0	0	0	25	43	61	59	11	0	0	9	8	7	0	45	75	157	141	81	60	43	9	8	
78	771	1	0	1	0	0	28	39	48	52	14	3	1	10	12	2	0	40	57	149	130	76	52	35	15	6	
79	847	0	0	0	0	0	39	33	59	52	19	1	0	6	9	4	0	53	68	159	121	91	49	47	32	5	
80	760	0	0	0	0	0	32	41	36	35	16	5	0	2	3	7	0	31	47	147	150	74	38	62	28	6	
81	850	0	0	1	0	0	32	47	49	32	15	1	0	4	5	5	0	38	68	132	135	107	72	63	41	3	
82	942	1	0	1	0	2	39	49	46	39	29	3	0	7	2	4	0	35	77	163	147	78	81	84	51	4	
83	950	1	1	1	0	1	21	35	56	38	15	5	0	6	5	7	1	30	70	188	140	92	77	114	45	1	
84	988	0	0	0	0	1	23	50	47	30	17	5	0	6	8	7	0	37	83	189	146	85	103	99	50	2	
85	848	0	0	1	2	2	27	58	50	29	29	6	0	1	5	12	0	43	77	163	127	60	55	78	22	1	
86	622	0	0	1	2	1	15	44	42	10	18	7	0	6	7	5	2	32	56	102	94	72	38	48	20	0	
87	416	0	0	0	0	0	19	53	20	11	11	4	0	3	4	0	0	22	42	69	68	42	24	19	5	0	
88	308	0	0	0	2	2	9	32	22	16	14	4	0	4	2	3	0	13	21	50	54	26	16	11	7	0	
89	323	0	0	0	0	0	14	40	30	12	14	12	0	3	2	1	6	20	21	52	41	33	10	10	2	0	
90	341	0	0	0	1	1	15	43	34	21	48	21	0	3	2	0	3	16	16	34	47	28	6	0	2	0	
91	321	0	0	0	0	0	13	41	30	31	47	34	0	4	4	0	4	10	13	32	31	17	8	2	0	0	
92	360	0	0	1	0	1	27	44	30	44	74	41	0	3	1	2	7	9	19	26	19	9	2	0	1	0	
93	309	0	0	0	0	1	32	41	24	36	77	29	0	2	1	1	6	7	8	24	12	6	2	0	0	0	
94	256	0	0	0	1	2	27	37	20	38	51	22	0	6	0	0	0	3	10	23	10	2	3	1	0	0	
95	171	0	1	0	0	2	22	18	12	33	34	11	0	3	1	2	2	7	4	8	8	3	0	0	0	0	
96	120	0	0	0	3	1	15	11	10	14	32	17	0	2	1	0	2	2	2	4	2	0	0	1	1	0	
97	69	0	0	0	1	2	11	6	9	14	11	6	0	1	0	1	1	1	1	0	3	1	0	0	0	0	
98	41	0	0	0	0	0	6	4	6	5	8	4	0	0	0	1	0	1	0	3	1	2	0	0	0	0	
99	24	0	0	0	0	1	1	4	1	1	8	3	0	0	0	1	0	1	1	0	1	0	0	0	1	0	
100+	29	0	0	0	1	0	9	1	1	6	5	1	0	0	1	0	1	0	0	0	1	0	1	0	1	0	
UNK	0	0	0	0	0	0	0	0	0	0	0	0	0	0	0	0	0	0	0	0	0	0	0	0	0	0	0
TOTAL	107,751	37	2	8	17	26	1,109	2,526	3,456	6,002	2,091	512	51	563	637	723	69	2,044	5,342	13,984	19,269	21,545	18,546	6,605	2,021	566	
AVG	53.2	33.5	89.0	79.9	83.7	84.2	74.0	68.8	61.7	57.1	65.8	70.8	59.8	64.1	59.0	56.8	71.9	67.1	62.5	58.6	51.8	46.1	46.3	50.6	55.9	48.3	

OFFICERS AVE 62.5

ENLISTED AVE 51.3

Number of Military Retirees Retired During FY2014 and Receiving Retired Pay by Rank and Age at Retirement

ARMY ALL RETIREES INCLUDING RESERVE RETIRED

RETIRED AGE	TOTAL	UNK	O-10	O-9	O-8	O-7	O-6	O-5	O-4	O-3	O-2	O-1	W-5	W-4	W-3	W-2	W-1	E-9	E-8	E-7	E-6	E-5	E-4	E-3	E-2	E-1
17	0	0	0	0	0	0	0	0	0	0	0	0	0	0	0	0	0	0	0	0	0	0	0	0	0	0
18	5	0	0	0	0	0	0	0	0	0	0	0	0	0	0	0	0	0	0	0	0	0	0	0	2	3
19	13	0	0	0	0	0	0	0	0	0	0	0	0	0	0	0	0	0	0	0	0	0	0	5	5	3
20	23	1	0	0	0	0	0	0	0	0	0	0	0	0	0	0	0	0	0	0	0	0	5	7	9	1
21	72	3	0	0	0	0	0	0	0	0	0	0	0	0	0	0	0	0	0	0	0	2	45	16	5	1
22	118	1	0	0	0	0	0	0	0	0	0	0	0	0	0	0	0	0	0	1	0	10	80	16	6	4
23	146	0	0	0	0	0	0	0	0	0	2	1	0	0	0	0	0	0	0	0	1	19	101	16	2	4
24	176	0	0	0	0	0	0	0	0	0	2	1	0	0	0	0	0	0	0	0	5	53	97	12	5	1
25	194	0	0	0	0	0	0	0	0	1	8	0	0	0	0	0	0	0	0	0	10	57	101	12	4	1
26	211	0	0	0	0	0	0	0	0	3	6	0	0	0	0	0	0	0	0	0	16	66	104	13	2	1
27	259	0	0	0	0	0	0	0	0	10	6	0	0	0	0	0	1	0	0	3	40	91	97	10	1	0
28	263	0	0	0	0	0	0	0	0	10	4	0	0	0	0	1	0	0	0	4	48	98	91	6	1	0
29	291	0	0	0	0	0	0	0	0	13	5	0	0	0	0	2	0	0	0	1	71	112	82	4	1	0
30	314	0	0	0	0	0	0	0	0	16	3	0	0	0	0	8	0	0	0	15	90	111	60	10	0	1
31	303	0	0	0	0	0	0	0	1	13	2	1	0	0	0	2	0	0	0	14	88	119	57	4	1	1
32	250	0	0	0	0	0	0	0	3	16	0	0	0	0	0	4	0	0	0	15	81	83	45	3	0	0
33	263	0	0	0	0	0	0	0	5	16	5	0	0	0	0	3	0	0	0	30	82	71	47	4	0	0
34	287	0	0	0	0	0	0	0	4	15	7	0	0	0	1	6	1	0	2	30	95	80	43	1	2	0
35	252	0	0	0	0	0	0	0	3	17	4	0	0	0	2	19	0	0	4	35	69	62	35	2	0	0
36	229	0	0	0	0	0	0	0	12	10	2	0	0	0	4	12	0	0	3	32	68	56	29	1	0	0
37	274	0	0	0	0	0	0	0	4	8	1	0	0	1	10	11	0	1	12	48	81	62	35	0	0	0
38	769	0	0	0	0	0	0	0	15	10	3	0	0	6	31	29	1	3	73	267	203	106	22	0	0	0
39	957	0	0	0	0	0	0	0	27	13	3	0	0	18	34	25	0	1	117	350	262	89	17	1	0	0
40	1,036	0	0	0	0	0	0	1	44	26	1	0	0	18	42	22	0	7	105	387	261	97	25	0	0	0
41	1,094	0	0	0	0	0	0	20	50	27	3	0	0	15	45	10	0	20	147	385	270	78	24	0	0	0
42	1,213	0	0	0	0	0	0	67	89	30	4	0	0	49	27	22	0	19	169	395	256	73	13	0	0	0
43	1,185	0	0	0	0	0	0	85	99	24	3	0	1	52	21	13	0	29	178	397	204	63	14	1	0	1
44	1,145	0	0	0	0	0	3	108	98	28	2	0	2	44	17	6	0	51	179	372	167	52	16	0	0	0
45	960	0	0	0	0	0	4	107	75	15	1	0	2	42	12	9	0	45	160	307	122	46	13	0	0	0
46	836	0	0	1	0	0	15	115	62	11	4	0	2	25	11	4	0	40	147	230	110	41	17	0	1	0
47	825	0	0	0	0	0	52	125	56	12	1	0	9	39	9	7	1	45	145	178	90	46	10	0	0	0
48	770	0	0	0	0	0	61	110	33	15	0	0	15	28	8	2	0	73	114	177	92	36	6	0	0	0
49	693	0	0	0	0	0	91	100	29	10	0	0	10	20	5	4	0	68	122	119	78	29	8	0	0	0
50	696	0	0	0	0	0	126	94	33	9	0	0	8	16	7	3	0	86	88	122	65	37	2	0	0	0
51	595	0	0	0	0	3	136	69	19	3	0	0	9	8	6	4	0	69	78	103	61	23	4	0	0	0
52	494	0	0	0	0	7	139	53	7	3	1	0	15	16	4	4	0	42	52	100	41	6	4	0	0	0
53	398	0	0	0	1	3	71	37	22	1	0	1	11	12	2	0	0	35	41	93	43	18	7	0	0	0
54	263	0	0	0	0	2	55	21	10	3	0	0	8	7	2	4	0	22	40	42	32	15	0	0	0	0
55	254	0	0	2	5	0	42	34	9	0	0	0	7	13	0	1	0	19	32	54	26	7	3	0	0	0
56	253	0	0	1	4	2	35	43	13	3	0	0	9	9	4	1	0	22	37	45	18	7	0	0	0	0
57	230	0	1	3	6	2	44	42	7	2	0	0	5	6	0	1	0	15	37	43	13	3	0	0	0	0
58	277	0	0	2	8	1	36	32	8	7	0	0	6	12	3	0	0	37	49	47	24	4	1	0	0	0
59	474	0	0	4	2	2	49	52	23	10	1	0	12	14	6	1	0	36	95	66	62	29	10	0	0	0
60	6,919	0	1	1	11	13	292	600	417	228	15	5	27	92	62	36	1	166	733	1,180	1,589	1,197	242	6	0	5
61	83	0	0	0	0	1	16	9	5	0	0	0	7	1	0	0	0	6	7	15	13	3	0	0	0	0
62	97	0	1	1	5	2	25	16	3	0	0	0	10	9	1	0	0	2	6	5	10	1	0	0	0	0
63	12	0	0	0	0	0	3	1	2	1	0	0	0	0	0	0	0	0	2	1	1	1	0	0	0	0
64	8	0	0	0	1	1	3	2	1	0	0	0	0	0	0	0	0	0	0	0	0	0	0	0	0	0
65	6	0	0	0	0	0	6	0	0	0	0	0	0	0	0	0	0	0	0	0	0	0	0	0	0	0
66	7	0	0	1	0	0	5	1	0	0	0	0	0	0	0	0	0	0	0	0	0	0	0	0	0	0
67	1	0	0	0	0	0	1	0	0	0	0	0	0	0	0	0	0	0	0	0	0	0	0	0	0	0
68	7	0	0	0	1	0	4	2	0	0	0	0	0	0	0	0	0	0	0	0	0	0	0	0	0	0
69	0	0	0	0	0	0	0	0	0	0	0	0	0	0	0	0	0	0	0	0	0	0	0	0	0	0
70+	0	0	0	0	0	0	0	0	0	0	0	0	0	0	0	0	0	0	0	0	0	0	0	0	0	0
UNK	0	0	0	0	0	0	0	0	0	0	0	0	0	0	0	0	0	0	0	0	0	0	0	0	0	0
TOT	26,500	5	3	16	44	39	1,314	1,946	1,288	639	99	9	175	572	376	276	5	959	2,974	5,708	4,958	3,259	1,612	150	47	27
AVG	47.4	21.0	59.7	57.7	58.6	56.8	54.2	52.3	50.1	47.3	37.8	47.9	54.3	49.0	45.6	42.8	41.2	51.4	49.7	47.4	47.2	45.0	34.7	26.7	23.3	30.0

OFFICERS: AVE/ 50.7

ENLISTED: AVE/ 46.2

Number of Military Retirees Retired During FY2014 and Receiving Retired Pay by Rank and Age at Retirement

ARMY ALL RETIREES EXCLUDING RESERVE RETIRED

RETIRED AGE	TOTAL	UNK	O-10	O-9	O-8	O-7	O-6	O-5	O-4	O-3	O-2	O-1	W-5	W-4	W-3	W-2	W-1	E-9	E-8	E-7	E-6	E-5	E-4	E-3	E-2	E-1
17	0	0	0	0	0	0	0	0	0	0	0	0	0	0	0	0	0	0	0	0	0	0	0	0	0	0
18	5	0	0	0	0	0	0	0	0	0	0	0	0	0	0	0	0	0	0	0	0	0	0	0	2	3
19	13	0	0	0	0	0	0	0	0	0	0	0	0	0	0	0	0	0	0	0	0	0	0	5	5	3
20	23	1	0	0	0	0	0	0	0	0	0	0	0	0	0	0	0	0	0	0	0	0	5	7	9	1
21	72	3	0	0	0	0	0	0	0	0	0	0	0	0	0	0	0	0	0	0	0	2	45	16	5	1
22	118	1	0	0	0	0	0	0	0	0	0	0	0	0	0	0	0	0	0	1	0	10	80	16	6	4
23	146	0	0	0	0	0	0	0	0	0	2	1	0	0	0	0	0	0	0	0	1	19	101	16	2	4
24	176	0	0	0	0	0	0	0	0	0	2	1	0	0	0	0	0	0	0	0	5	53	97	12	5	1
25	194	0	0	0	0	0	0	0	0	1	8	0	0	0	0	0	0	0	0	0	10	57	101	12	4	1
26	211	0	0	0	0	0	0	0	0	3	6	0	0	0	0	0	0	0	0	0	16	66	104	13	2	1
27	259	0	0	0	0	0	0	0	0	10	6	0	0	0	0	0	1	0	0	3	40	91	97	10	1	0
28	263	0	0	0	0	0	0	0	0	10	4	0	0	0	0	1	0	0	0	4	48	98	91	6	1	0
29	291	0	0	0	0	0	0	0	0	13	5	0	0	0	0	2	0	0	0	1	71	112	82	4	1	0
30	314	0	0	0	0	0	0	0	0	16	3	0	0	0	0	8	0	0	0	15	90	111	60	10	0	1
31	303	0	0	0	0	0	0	0	1	13	2	1	0	0	0	2	0	0	0	14	88	119	57	4	1	1
32	250	0	0	0	0	0	0	0	3	16	0	0	0	0	0	4	0	0	0	15	81	83	45	3	0	0
33	263	0	0	0	0	0	0	0	5	16	5	0	0	0	0	3	0	0	0	30	82	71	47	4	0	0
34	287	0	0	0	0	0	0	0	4	15	7	0	0	0	1	6	1	0	2	30	95	80	43	1	2	0
35	252	0	0	0	0	0	0	0	3	17	4	0	0	0	2	19	0	0	4	35	69	62	35	2	0	0
36	229	0	0	0	0	0	0	0	12	10	2	0	0	0	4	12	0	0	3	32	68	56	29	1	0	0
37	274	0	0	0	0	0	0	0	4	8	1	0	0	1	10	11	0	1	12	48	81	62	35	0	0	0
38	769	0	0	0	0	0	0	0	15	10	3	0	0	6	31	29	1	3	73	267	203	106	22	0	0	0
39	957	0	0	0	0	0	0	0	27	13	3	0	0	18	34	25	0	1	117	350	262	89	17	1	0	0
40	1,036	0	0	0	0	0	0	1	44	26	1	0	0	18	42	22	0	7	105	387	261	97	25	0	0	0
41	1,094	0	0	0	0	0	0	20	50	27	3	0	0	15	45	10	0	20	147	385	270	78	24	0	0	0
42	1,213	0	0	0	0	0	0	67	89	30	4	0	0	49	27	22	0	19	169	395	256	73	13	0	0	0
43	1,185	0	0	0	0	0	0	85	99	24	3	0	1	52	21	13	0	29	178	397	204	63	14	1	0	1
44	1,145	0	0	0	0	0	3	108	98	28	2	0	2	44	17	6	0	51	179	372	167	52	16	0	0	0
45	960	0	0	0	0	0	4	107	75	15	1	0	2	42	12	9	0	45	160	307	122	46	13	0	0	0
46	836	0	0	1	0	0	15	115	62	11	4	0	2	25	11	4	0	40	147	230	110	41	17	0	1	0
47	825	0	0	0	0	0	52	125	56	12	1	0	9	39	9	7	1	45	145	178	90	46	10	0	0	0
48	770	0	0	0	0	0	61	110	33	15	0	0	15	28	8	2	0	73	114	177	92	36	6	0	0	0
49	693	0	0	0	0	0	91	100	29	10	0	0	10	20	5	4	0	68	122	119	78	29	8	0	0	0
50	696	0	0	0	0	0	126	94	33	9	0	0	8	16	7	3	0	86	88	122	65	37	2	0	0	0
51	595	0	0	0	0	3	136	69	19	3	0	0	9	8	6	4	0	69	78	103	61	23	4	0	0	0
52	494	0	0	0	0	7	139	53	7	3	1	0	15	16	4	4	0	42	52	100	41	6	4	0	0	0
53	398	0	0	0	1	3	71	37	22	1	0	1	11	12	2	0	0	35	41	93	43	18	7	0	0	0
54	260	0	0	0	0	2	55	20	10	3	0	0	8	7	2	4	0	22	39	41	32	15	0	0	0	0
55	229	0	0	1	5	0	40	25	9	0	0	0	6	12	0	0	0	18	29	48	26	7	3	0	0	0
56	207	0	0	1	4	1	27	26	10	3	0	0	8	8	4	1	0	19	31	41	17	6	0	0	0	0
57	153	0	1	3	5	2	36	17	1	2	0	0	4	4	0	1	0	9	24	31	11	2	0	0	0	0
58	131	0	0	2	5	0	16	11	2	3	0	0	4	8	3	0	0	15	22	25	11	3	1	0	0	0
59	96	0	0	4	0	0	12	8	5	2	0	0	6	4	1	0	0	10	20	11	11	2	0	0	0	0
60	71	0	1	1	1	0	13	10	4	0	0	0	5	2	0	1	0	8	9	9	4	3	0	0	0	0
61	40	0	0	0	0	0	10	6	3	0	0	0	2	1	0	0	0	3	5	7	3	0	0	0	0	0
62	40	0	1	1	0	0	15	12	2	0	0	0	2	2	1	0	0	0	2	1	1	0	0	0	0	0
63	9	0	0	0	0	0	2	1	2	1	0	0	0	0	0	0	0	0	1	1	1	0	0	0	0	0
64	1	0	0	0	0	0	1	0	0	0	0	0	0	0	0	0	0	0	0	0	0	0	0	0	0	0
65	4	0	0	0	0	0	4	0	0	0	0	0	0	0	0	0	0	0	0	0	0	0	0	0	0	0
66	3	0	0	0	0	0	2	1	0	0	0	0	0	0	0	0	0	0	0	0	0	0	0	0	0	0
67	0	0	0	0	0	0	0	0	0	0	0	0	0	0	0	0	0	0	0	0	0	0	0	0	0	0
68	2	0	0	0	0	0	1	1	0	0	0	0	0	0	0	0	0	0	0	0	0	0	0	0	0	0
69	0	0	0	0	0	0	0	0	0	0	0	0	0	0	0	0	0	0	0	0	0	0	0	0	0	0
70+	0	0	0	0	0	0	0	0	0	0	0	0	0	0	0	0	0	0	0	0	0	0	0	0	0	0
UNK	0	0	0	0	0	0	0	0	0	0	0	0	0	0	0	0	0	0	0	0	0	0	0	0	0	0
TOT	18,855	5	3	14	21	18	932	1,229	838	399	83	4	129	457	309	239	4	738	2,118	4,425	3,287	2,030	1,360	144	47	22
AVG	42.3	21.0	59.7	57.3	56.5	53.0	51.9	48.1	44.9	39.7	33.5	32.8	52.2	46.2	42.5	40.2	36.5	49.0	45.7	43.7	40.7	36.0	30.0	25.3	23.3	23.2

OFFICERS: AVE/ 46.5

ENLISTED: AVE/ 40.9

Number of Military Retirees Retired During FY2014 and Receiving Retired Pay by Rank and Age at Retirement

ARMY NON DISABILITY INCLUDING RESERVE RETIRED

RETIRED AGE	TOTAL	UNK	O-10	O-9	O-8	O-7	O-6	O-5	O-4	O-3	O-2	O-1	W-5	W-4	W-3	W-2	W-1	E-9	E-8	E-7	E-6	E-5	E-4	E-3	E-2	E-1
17	0	0	0	0	0	0	0	0	0	0	0	0	0	0	0	0	0	0	0	0	0	0	0	0	0	0
18	0	0	0	0	0	0	0	0	0	0	0	0	0	0	0	0	0	0	0	0	0	0	0	0	0	0
19	0	0	0	0	0	0	0	0	0	0	0	0	0	0	0	0	0	0	0	0	0	0	0	0	0	0
20	0	0	0	0	0	0	0	0	0	0	0	0	0	0	0	0	0	0	0	0	0	0	0	0	0	0
21	0	0	0	0	0	0	0	0	0	0	0	0	0	0	0	0	0	0	0	0	0	0	0	0	0	0
22	0	0	0	0	0	0	0	0	0	0	0	0	0	0	0	0	0	0	0	0	0	0	0	0	0	0
23	0	0	0	0	0	0	0	0	0	0	0	0	0	0	0	0	0	0	0	0	0	0	0	0	0	0
24	0	0	0	0	0	0	0	0	0	0	0	0	0	0	0	0	0	0	0	0	0	0	0	0	0	0
25	0	0	0	0	0	0	0	0	0	0	0	0	0	0	0	0	0	0	0	0	0	0	0	0	0	0
26	0	0	0	0	0	0	0	0	0	0	0	0	0	0	0	0	0	0	0	0	0	0	0	0	0	0
27	0	0	0	0	0	0	0	0	0	0	0	0	0	0	0	0	0	0	0	0	0	0	0	0	0	0
28	0	0	0	0	0	0	0	0	0	0	0	0	0	0	0	0	0	0	0	0	0	0	0	0	0	0
29	0	0	0	0	0	0	0	0	0	0	0	0	0	0	0	0	0	0	0	0	0	0	0	0	0	0
30	0	0	0	0	0	0	0	0	0	0	0	0	0	0	0	0	0	0	0	0	0	0	0	0	0	0
31	0	0	0	0	0	0	0	0	0	0	0	0	0	0	0	0	0	0	0	0	0	0	0	0	0	0
32	2	0	0	0	0	0	0	0	0	0	0	0	0	0	0	0	0	0	0	0	2	0	0	0	0	0
33	3	0	0	0	0	0	0	0	0	0	0	0	0	0	0	1	0	0	0	1	1	0	0	0	0	0
34	11	0	0	0	0	0	0	0	0	0	0	0	0	0	1	5	0	0	0	1	4	0	0	0	0	0
35	16	0	0	0	0	0	0	0	0	0	0	0	0	0	1	9	0	0	0	4	2	0	0	0	0	0
36	13	0	0	0	0	0	0	0	0	0	0	0	0	1	8	0	0	0	1	1	2	0	0	0	0	0
37	74	0	0	0	0	0	0	0	0	2	0	0	0	1	9	9	0	1	8	19	20	5	0	0	0	0
38	562	0	0	0	0	0	0	0	10	3	0	0	0	5	28	25	0	3	66	221	144	54	3	0	0	0
39	737	0	0	0	0	0	0	0	18	6	2	0	0	14	33	22	0	1	101	300	192	47	1	0	0	0
40	760	0	0	0	0	0	0	0	34	15	0	0	0	16	38	17	0	5	94	327	169	43	2	0	0	0
41	818	0	0	0	0	0	0	20	42	10	1	0	0	13	39	7	0	17	125	324	183	35	2	0	0	0
42	937	0	0	0	0	0	0	65	74	14	2	0	0	45	22	20	0	17	143	319	191	23	2	0	0	0
43	952	0	0	0	0	0	0	77	86	13	0	0	1	47	19	9	0	26	159	336	146	29	2	1	0	1
44	911	0	0	0	0	0	3	104	82	15	1	0	2	41	15	5	0	37	161	318	110	17	0	0	0	0
45	752	0	0	0	0	0	3	98	71	3	0	0	2	41	11	8	0	38	136	251	78	10	2	0	0	0
46	629	0	0	1	0	0	15	105	55	3	1	0	2	24	9	2	0	36	125	180	59	9	2	0	1	0
47	639	0	0	0	0	0	51	114	40	3	0	0	9	38	6	7	1	43	124	140	49	14	0	0	0	0
48	617	0	0	0	0	0	60	100	27	6	0	0	15	27	5	1	0	69	99	144	51	13	0	0	0	0
49	548	0	0	0	0	0	87	91	23	3	0	0	10	19	5	4	0	60	97	93	50	6	0	0	0	0
50	524	0	0	0	0	0	121	78	19	1	0	0	8	13	4	2	0	77	69	89	31	12	0	0	0	0
51	460	0	0	0	0	3	136	57	10	1	0	0	9	7	5	2	0	61	59	75	32	3	0	0	0	0
52	400	0	0	0	0	7	136	46	4	2	0	0	15	13	3	3	0	35	41	76	19	0	0	0	0	0
53	284	0	0	0	1	3	64	33	13	1	0	0	11	11	1	0	0	33	32	57	18	6	0	0	0	0
54	190	0	0	0	0	2	53	18	5	1	0	0	8	5	2	1	0	20	25	29	17	4	0	0	0	0
55	186	0	0	2	5	0	41	30	8	0	0	0	6	11	0	1	0	16	25	31	10	0	0	0	0	0
56	193	0	0	1	4	2	34	38	11	0	0	0	7	7	2	0	0	22	24	29	9	3	0	0	0	0
57	188	0	1	3	6	2	40	36	7	1	0	0	5	5	0	1	0	12	31	29	8	1	0	0	0	0
58	235	0	0	2	8	1	36	31	7	5	0	0	6	8	1	0	0	35	39	37	17	2	0	0	0	0
59	433	0	0	4	2	2	48	50	20	8	1	0	12	14	5	1	0	33	84	59	53	27	10	0	0	0
60	6,901	0	1	1	11	13	290	598	415	228	15	5	27	92	62	36	1	164	729	1,179	1,585	1,196	242	6	0	5
61	72	0	0	0	0	1	16	6	4	0	0	0	7	1	0	0	0	6	5	12	11	3	0	0	0	0
62	92	0	1	1	5	2	25	15	2	0	0	0	10	8	1	0	0	2	6	4	9	1	0	0	0	0
63	10	0	0	0	0	0	3	1	2	1	0	0	0	0	0	0	0	0	1	0	1	1	0	0	0	0
64	8	0	0	0	1	1	3	2	1	0	0	0	0	0	0	0	0	0	0	0	0	0	0	0	0	0
65	6	0	0	0	0	0	6	0	0	0	0	0	0	0	0	0	0	0	0	0	0	0	0	0	0	0
66	7	0	0	1	0	0	5	1	0	0	0	0	0	0	0	0	0	0	0	0	0	0	0	0	0	0
67	1	0	0	0	0	0	1	0	0	0	0	0	0	0	0	0	0	0	0	0	0	0	0	0	0	0
68	7	0	0	0	1	0	4	2	0	0	0	0	0	0	0	0	0	0	0	0	0	0	0	0	0	0
69	0	0	0	0	0	0	0	0	0	0	0	0	0	0	0	0	0	0	0	0	0	0	0	0	0	0
70+	0	0	0	0	0	0	0	0	0	0	0	0	0	0	0	0	0	0	0	0	0	0	0	0	0	0
UNK	0	0	0	0	0	0	0	0	0	0	0	0	0	0	0	0	0	0	0	0	0	0	0	0	0	0
TOT	19,178	0	3	16	44	39	1,281	1,816	1,090	345	23	5	172	526	328	206	2	869	2,609	4,685	3,273	1,564	268	7	1	6
AVG	51.2	0.0	59.7	57.7	58.6	56.8	54.3	52.5	51.1	55.0	54.4	60.0	54.2	49.1	45.7	44.3	53.5	51.7	50.1	48.2	51.6	56.2	58.9	57.6	46.0	57.2

OFFICERS: AVE/ 52.0

ENLISTED: AVE/ 50.8

Number of Military Retirees Retired During FY2014 and Receiving Retired Pay by Rank and Age at Retirement

ARMY NON DISABILITY EXCLUDING RESERVE RETIRED

RETIRED AGE	TOTAL	UNK	O-10	O-9	O-8	O-7	O-6	O-5	O-4	O-3	O-2	O-1	W-5	W-4	W-3	W-2	W-1	E-9	E-8	E-7	E-6	E-5	E-4	E-3	E-2	E-1
17	0	0	0	0	0	0	0	0	0	0	0	0	0	0	0	0	0	0	0	0	0	0	0	0	0	0
18	0	0	0	0	0	0	0	0	0	0	0	0	0	0	0	0	0	0	0	0	0	0	0	0	0	0
19	0	0	0	0	0	0	0	0	0	0	0	0	0	0	0	0	0	0	0	0	0	0	0	0	0	0
20	0	0	0	0	0	0	0	0	0	0	0	0	0	0	0	0	0	0	0	0	0	0	0	0	0	0
21	0	0	0	0	0	0	0	0	0	0	0	0	0	0	0	0	0	0	0	0	0	0	0	0	0	0
22	0	0	0	0	0	0	0	0	0	0	0	0	0	0	0	0	0	0	0	0	0	0	0	0	0	0
23	0	0	0	0	0	0	0	0	0	0	0	0	0	0	0	0	0	0	0	0	0	0	0	0	0	0
24	0	0	0	0	0	0	0	0	0	0	0	0	0	0	0	0	0	0	0	0	0	0	0	0	0	0
25	0	0	0	0	0	0	0	0	0	0	0	0	0	0	0	0	0	0	0	0	0	0	0	0	0	0
26	0	0	0	0	0	0	0	0	0	0	0	0	0	0	0	0	0	0	0	0	0	0	0	0	0	0
27	0	0	0	0	0	0	0	0	0	0	0	0	0	0	0	0	0	0	0	0	0	0	0	0	0	0
28	0	0	0	0	0	0	0	0	0	0	0	0	0	0	0	0	0	0	0	0	0	0	0	0	0	0
29	0	0	0	0	0	0	0	0	0	0	0	0	0	0	0	0	0	0	0	0	0	0	0	0	0	0
30	0	0	0	0	0	0	0	0	0	0	0	0	0	0	0	0	0	0	0	0	0	0	0	0	0	0
31	0	0	0	0	0	0	0	0	0	0	0	0	0	0	0	0	0	0	0	0	0	0	0	0	0	0
32	2	0	0	0	0	0	0	0	0	0	0	0	0	0	0	0	0	0	0	0	2	0	0	0	0	0
33	3	0	0	0	0	0	0	0	0	0	0	0	0	0	0	1	0	0	0	1	1	0	0	0	0	0
34	11	0	0	0	0	0	0	0	0	0	0	0	0	0	1	5	0	0	0	1	4	0	0	0	0	0
35	16	0	0	0	0	0	0	0	0	0	0	0	0	0	1	9	0	0	0	4	2	0	0	0	0	0
36	13	0	0	0	0	0	0	0	0	0	0	0	0	1	8	0	0	0	1	1	2	0	0	0	0	0
37	74	0	0	0	0	0	0	0	0	2	0	0	0	1	9	9	0	1	8	19	20	5	0	0	0	0
38	562	0	0	0	0	0	0	0	10	3	0	0	0	5	28	25	0	3	66	221	144	54	3	0	0	0
39	737	0	0	0	0	0	0	0	18	6	2	0	0	14	33	22	0	1	101	300	192	47	1	0	0	0
40	760	0	0	0	0	0	0	0	34	15	0	0	0	16	38	17	0	5	94	327	169	43	2	0	0	0
41	818	0	0	0	0	0	0	20	42	10	1	0	0	13	39	7	0	17	125	324	183	35	2	0	0	0
42	937	0	0	0	0	0	0	65	74	14	2	0	0	45	22	20	0	17	143	319	191	23	2	0	0	0
43	952	0	0	0	0	0	0	77	86	13	0	0	1	47	19	9	0	26	159	336	146	29	2	1	0	1
44	911	0	0	0	0	0	3	104	82	15	1	0	2	41	15	5	0	37	161	318	110	17	0	0	0	0
45	752	0	0	0	0	0	3	98	71	3	0	0	2	41	11	8	0	38	136	251	78	10	2	0	0	0
46	629	0	0	1	0	0	15	105	55	3	1	0	2	24	9	2	0	36	125	180	59	9	2	0	1	0
47	639	0	0	0	0	0	51	114	40	3	0	0	9	38	6	7	1	43	124	140	49	14	0	0	0	0
48	617	0	0	0	0	0	60	100	27	6	0	0	15	27	5	1	0	69	99	144	51	13	0	0	0	0
49	548	0	0	0	0	0	87	91	23	3	0	0	10	19	5	4	0	60	97	93	50	6	0	0	0	0
50	524	0	0	0	0	0	121	78	19	1	0	0	8	13	4	2	0	77	69	89	31	12	0	0	0	0
51	460	0	0	0	0	3	136	57	10	1	0	0	9	7	5	2	0	61	59	75	32	3	0	0	0	0
52	400	0	0	0	0	7	136	46	4	2	0	0	15	13	3	3	0	35	41	76	19	0	0	0	0	0
53	284	0	0	0	1	3	64	33	13	1	0	0	11	11	1	0	0	33	32	57	18	6	0	0	0	0
54	187	0	0	0	0	2	53	17	5	1	0	0	8	5	2	1	0	20	24	28	17	4	0	0	0	0
55	161	0	0	1	5	0	39	21	8	0	0	0	5	10	0	0	0	15	22	25	10	0	0	0	0	0
56	147	0	0	1	4	1	26	21	8	0	0	0	6	6	2	0	0	19	18	25	8	2	0	0	0	0
57	111	0	1	3	5	2	32	11	1	1	0	0	4	3	0	1	0	6	18	17	6	0	0	0	0	0
58	89	0	0	2	5	0	16	10	1	1	0	0	4	4	1	0	0	13	12	15	4	1	0	0	0	0
59	55	0	0	4	0	0	11	6	2	0	0	0	6	4	0	0	0	7	9	4	2	0	0	0	0	0
60	53	0	1	1	1	0	11	8	2	0	0	0	5	2	0	1	0	6	5	8	0	2	0	0	0	0
61	29	0	0	0	0	0	10	3	2	0	0	0	2	1	0	0	0	3	3	4	1	0	0	0	0	0
62	35	0	1	1	0	0	15	11	1	0	0	0	2	1	1	0	0	0	2	0	0	0	0	0	0	0
63	7	0	0	0	0	0	2	1	2	1	0	0	0	0	0	0	0	0	0	0	1	0	0	0	0	0
64	1	0	0	0	0	0	1	0	0	0	0	0	0	0	0	0	0	0	0	0	0	0	0	0	0	0
65	4	0	0	0	0	0	4	0	0	0	0	0	0	0	0	0	0	0	0	0	0	0	0	0	0	0
66	3	0	0	0	0	0	2	1	0	0	0	0	0	0	0	0	0	0	0	0	0	0	0	0	0	0
67	0	0	0	0	0	0	0	0	0	0	0	0	0	0	0	0	0	0	0	0	0	0	0	0	0	0
68	2	0	0	0	0	0	1	1	0	0	0	0	0	0	0	0	0	0	0	0	0	0	0	0	0	0
69	0	0	0	0	0	0	0	0	0	0	0	0	0	0	0	0	0	0	0	0	0	0	0	0	0	0
70+	0	0	0	0	0	0	0	0	0	0	0	0	0	0	0	0	0	0	0	0	0	0	0	0	0	0
UNK	0	0	0	0	0	0	0	0	0	0	0	0	0	0	0	0	0	0	0	0	0	0	0	0	0	0
TOT	11,533	0	3	14	21	18	899	1,099	640	105	7	0	126	411	261	169	1	648	1,753	3,402	1,602	335	16	1	1	1
AVG	45.4	0.0	59.7	57.3	56.5	53.0	51.9	47.9	45.0	43.6	41.9	0.0	52.2	46.1	42.1	40.9	47.0	49.0	45.3	43.9	42.9	42.4	41.7	43.0	46.0	43.0

OFFICERS: AVE/ 47.6

ENLISTED: AVE/ 44.4

Number of Military Retirees Retired During FY2014 and Receiving Retired Pay by Rank and Age at Retirement

ARMY DISABILITY ONLY

RETIREE AGE	TOTAL	UNK	O-10	O-9	O-8	O-7	O-6	O-5	O-4	O-3	O-2	O-1	W-5	W-4	W-3	W-2	W-1	E-9	E-8	E-7	E-6	E-5	E-4	E-3	E-2	E-1	
17	0	0	0	0	0	0	0	0	0	0	0	0	0	0	0	0	0	0	0	0	0	0	0	0	0	0	
18	5	0	0	0	0	0	0	0	0	0	0	0	0	0	0	0	0	0	0	0	0	0	0	0	2	3	
19	13	0	0	0	0	0	0	0	0	0	0	0	0	0	0	0	0	0	0	0	0	0	0	5	5	3	
20	23	1	0	0	0	0	0	0	0	0	0	0	0	0	0	0	0	0	0	0	0	0	5	7	9	1	
21	72	3	0	0	0	0	0	0	0	0	0	0	0	0	0	0	0	0	0	0	0	2	45	16	5	1	
22	118	1	0	0	0	0	0	0	0	0	0	0	0	0	0	0	0	0	0	1	0	10	80	16	6	4	
23	146	0	0	0	0	0	0	0	0	0	2	1	0	0	0	0	0	0	0	0	1	19	101	16	2	4	
24	176	0	0	0	0	0	0	0	0	0	2	1	0	0	0	0	0	0	0	0	5	53	97	12	5	1	
25	194	0	0	0	0	0	0	0	0	1	8	0	0	0	0	0	0	0	0	0	10	57	101	12	4	1	
26	211	0	0	0	0	0	0	0	0	3	6	0	0	0	0	0	0	0	0	0	16	66	104	13	2	1	
27	259	0	0	0	0	0	0	0	0	10	6	0	0	0	0	0	1	0	0	3	40	91	97	10	1	0	
28	263	0	0	0	0	0	0	0	0	10	4	0	0	0	0	1	0	0	0	4	48	98	91	6	1	0	
29	291	0	0	0	0	0	0	0	0	13	5	0	0	0	0	2	0	0	0	1	71	112	82	4	1	0	
30	314	0	0	0	0	0	0	0	0	16	3	0	0	0	0	8	0	0	0	15	90	111	60	10	0	1	
31	303	0	0	0	0	0	0	0	1	13	2	1	0	0	0	2	0	0	0	14	88	119	57	4	1	1	
32	248	0	0	0	0	0	0	0	3	16	0	0	0	0	0	4	0	0	0	15	79	83	45	3	0	0	
33	260	0	0	0	0	0	0	0	5	16	5	0	0	0	0	2	0	0	0	29	81	71	47	4	0	0	
34	276	0	0	0	0	0	0	0	4	15	7	0	0	0	0	1	1	0	2	29	91	80	43	1	2	0	
35	236	0	0	0	0	0	0	0	3	17	4	0	0	0	1	10	0	0	4	31	67	62	35	2	0	0	
36	216	0	0	0	0	0	0	0	12	10	2	0	0	0	3	4	0	0	2	31	66	56	29	1	0	0	
37	200	0	0	0	0	0	0	0	4	6	1	0	0	0	1	2	0	0	4	29	61	57	35	0	0	0	
38	207	0	0	0	0	0	0	0	5	7	3	0	0	1	3	4	1	0	7	46	59	52	19	0	0	0	
39	220	0	0	0	0	0	0	0	9	7	1	0	0	4	1	3	0	0	16	50	70	42	16	1	0	0	
40	276	0	0	0	0	0	0	1	10	11	1	0	0	2	4	5	0	2	11	60	92	54	23	0	0	0	
41	276	0	0	0	0	0	0	0	8	17	2	0	0	2	6	3	0	3	22	61	87	43	22	0	0	0	
42	276	0	0	0	0	0	0	2	15	16	2	0	0	4	5	2	0	2	26	76	65	50	11	0	0	0	
43	233	0	0	0	0	0	0	8	13	11	3	0	0	5	2	4	0	3	19	61	58	34	12	0	0	0	
44	234	0	0	0	0	0	0	4	16	13	1	0	0	3	2	1	0	14	18	54	57	35	16	0	0	0	
45	208	0	0	0	0	0	1	9	4	12	1	0	0	1	1	1	0	7	24	56	44	36	11	0	0	0	
46	207	0	0	0	0	0	0	10	7	8	3	0	0	1	2	2	0	4	22	50	51	32	15	0	0	0	
47	186	0	0	0	0	0	1	11	16	9	1	0	0	1	3	0	0	2	21	38	41	32	10	0	0	0	
48	153	0	0	0	0	0	1	10	6	9	0	0	0	1	3	1	0	4	15	33	41	23	6	0	0	0	
49	145	0	0	0	0	0	4	9	6	7	0	0	0	1	0	0	0	8	25	26	28	23	8	0	0	0	
50	172	0	0	0	0	0	5	16	14	8	0	0	0	3	3	1	0	9	19	33	34	25	2	0	0	0	
51	135	0	0	0	0	0	0	12	9	2	0	0	0	1	1	2	0	8	19	28	29	20	4	0	0	0	
52	94	0	0	0	0	0	3	7	3	1	1	0	0	3	1	1	0	7	11	24	22	6	4	0	0	0	
53	114	0	0	0	0	0	7	4	9	0	0	1	0	1	1	0	0	2	9	36	25	12	7	0	0	0	
54	73	0	0	0	0	0	2	3	5	2	0	0	0	2	0	3	0	2	15	13	15	11	0	0	0	0	
55	68	0	0	0	0	0	1	4	1	0	0	0	1	2	0	0	0	3	7	23	16	7	3	0	0	0	
56	60	0	0	0	0	0	1	5	2	3	0	0	2	2	2	1	0	0	13	16	9	4	0	0	0	0	
57	42	0	0	0	0	0	4	6	0	1	0	0	0	1	0	0	0	3	6	14	5	2	0	0	0	0	
58	42	0	0	0	0	0	0	1	1	2	0	0	0	4	2	0	0	2	10	10	7	2	1	0	0	0	
59	41	0	0	0	0	0	1	2	3	2	0	0	0	0	1	0	0	3	11	7	9	2	0	0	0	0	
60	18	0	0	0	0	0	2	2	2	0	0	0	0	0	0	0	0	2	4	1	4	1	0	0	0	0	
61	11	0	0	0	0	0	0	3	1	0	0	0	0	0	0	0	0	0	2	3	2	0	0	0	0	0	
62	5	0	0	0	0	0	0	1	1	0	0	0	0	1	0	0	0	0	0	1	1	0	0	0	0	0	0
63	2	0	0	0	0	0	0	0	0	0	0	0	0	0	0	0	0	0	1	1	0	0	0	0	0	0	0
64	0	0	0	0	0	0	0	0	0	0	0	0	0	0	0	0	0	0	0	0	0	0	0	0	0	0	0
65	0	0	0	0	0	0	0	0	0	0	0	0	0	0	0	0	0	0	0	0	0	0	0	0	0	0	0
66	0	0	0	0	0	0	0	0	0	0	0	0	0	0	0	0	0	0	0	0	0	0	0	0	0	0	0
67	0	0	0	0	0	0	0	0	0	0	0	0	0	0	0	0	0	0	0	0	0	0	0	0	0	0	0
68	0	0	0	0	0	0	0	0	0	0	0	0	0	0	0	0	0	0	0	0	0	0	0	0	0	0	0
69	0	0	0	0	0	0	0	0	0	0	0	0	0	0	0	0	0	0	0	0	0	0	0	0	0	0	0
70+	0	0	0	0	0	0	0	0	0	0	0	0	0	0	0	0	0	0	0	0	0	0	0	0	0	0	0
UNK	0	0	0	0	0	0	0	0	0	0	0	0	0	0	0	0	0	0	0	0	0	0	0	0	0	0	0
TOT	7,322	5	0	0	0	0	33	130	198	294	76	4	3	46	48	70	3	90	365	1,023	1,685	1,695	1,344	143	46	21	
AVG	37.3	21.0	0.0	0.0	0.0	0.0	52.7	49.8	44.5	38.3	32.7	32.8	55.7	47.8	44.5	38.3	33.0	48.8	47.3	43.3	38.6	34.7	29.8	25.2	22.8	22.3	

OFFICERS: AVE/ 42.2

ENLISTED: AVE/ 36.7

Number of Military Retirees Retired During FY2014 and Receiving Retired Pay by Rank and Age at Retirement

NAVY ALL RETIREES INCLUDING RESERVE RETIRED

RETIRED AGE	TOTAL	UNK	O-10	O-9	O-8	O-7	O-6	O-5	O-4	O-3	O-2	O-1	W-5	W-4	W-3	W-2	W-1	E-9	E-8	E-7	E-6	E-5	E-4	E-3	E-2	E-1
17	0	0	0	0	0	0	0	0	0	0	0	0	0	0	0	0	0	0	0	0	0	0	0	0	0	0
18	0	0	0	0	0	0	0	0	0	0	0	0	0	0	0	0	0	0	0	0	0	0	0	0	0	0
19	1	0	0	0	0	0	0	0	0	0	0	0	0	0	0	0	0	0	0	0	0	0	0	0	1	0
20	8	0	0	0	0	0	0	0	0	0	0	0	0	0	0	0	0	0	0	0	0	0	2	6	0	0
21	13	0	0	0	0	0	0	0	0	0	0	0	0	0	0	0	0	0	0	0	0	0	4	9	0	0
22	22	0	0	0	0	0	0	0	0	0	0	0	0	0	0	0	0	0	0	0	0	2	12	6	1	1
23	31	0	0	0	0	0	0	0	0	0	0	0	0	0	0	0	0	0	0	0	0	11	14	6	0	0
24	32	0	0	0	0	0	0	0	0	0	0	0	0	0	0	0	0	0	0	0	1	12	14	5	0	0
25	28	0	0	0	0	0	0	0	0	0	2	1	0	0	0	0	0	0	0	0	3	11	8	3	0	0
26	26	0	0	0	0	0	0	0	0	2	0	2	0	0	0	0	0	0	0	0	2	13	7	0	0	0
27	44	0	0	0	0	0	0	0	0	2	0	0	0	0	0	0	0	0	0	0	3	30	7	2	0	0
28	30	0	0	0	0	0	0	0	0	1	1	0	0	0	0	0	0	0	0	0	5	16	7	0	0	0
29	33	0	0	0	0	0	0	0	0	2	0	1	0	0	0	0	0	0	0	1	8	17	3	1	0	0
30	31	0	0	0	0	0	0	0	0	5	2	0	0	0	0	0	0	0	0	1	7	12	4	0	0	0
31	20	0	0	0	0	0	0	0	0	1	1	0	0	0	0	0	0	0	0	2	9	6	1	0	0	0
32	25	0	0	0	0	0	0	0	1	4	0	0	0	0	0	0	0	0	0	2	9	7	2	0	0	0
33	17	0	0	0	0	0	0	0	0	4	0	0	0	0	0	0	0	0	0	1	3	8	1	0	0	0
34	22	0	0	0	0	0	0	0	1	3	0	0	0	0	0	0	0	0	0	1	12	4	1	0	0	0
35	15	0	0	0	0	0	0	0	0	1	0	0	0	0	0	0	0	0	0	2	6	4	1	1	0	0
36	22	0	0	0	0	0	0	0	1	4	0	0	0	0	0	0	0	0	1	3	9	3	1	0	0	0
37	98	0	0	0	0	0	0	0	0	1	0	0	0	0	0	0	0	0	4	20	68	5	0	0	0	0
38	737	0	0	0	0	0	0	0	3	10	0	0	0	0	1	0	0	3	29	141	501	47	1	1	0	0
39	803	0	0	0	0	0	0	0	10	17	0	0	0	0	3	1	0	9	54	206	438	65	0	0	0	0
40	600	0	0	0	0	0	0	1	14	18	0	0	0	0	3	1	0	6	42	184	285	46	0	0	0	0
41	596	0	0	0	0	0	0	15	45	26	0	0	0	0	4	0	0	7	55	205	204	33	1	1	0	0
42	703	0	0	0	0	0	0	60	82	26	0	0	0	0	0	2	0	8	54	295	146	29	0	1	0	0
43	551	0	0	0	0	0	0	44	65	14	0	0	0	0	3	1	0	15	94	183	109	23	0	0	0	0
44	550	0	0	0	0	0	0	63	63	22	0	0	0	2	1	0	0	21	148	116	104	10	0	0	0	0
45	346	0	0	0	0	0	2	52	50	13	0	0	0	1	1	0	0	11	78	71	54	13	0	0	0	0
46	258	0	0	0	0	0	15	41	28	9	0	0	0	6	3	0	0	18	47	54	30	7	0	0	0	0
47	231	0	0	0	0	0	23	29	32	11	0	0	0	6	2	0	0	25	38	37	24	4	0	0	0	0
48	334	0	0	0	0	0	40	36	33	5	0	0	1	17	6	0	0	95	27	45	22	7	0	0	0	0
49	244	0	0	0	0	0	30	21	31	3	0	0	2	17	6	0	0	60	23	26	20	5	0	0	0	0
50	197	0	0	0	0	0	40	23	16	5	0	0	0	6	3	0	0	35	25	22	17	5	0	0	0	0
51	155	0	0	0	0	2	52	19	11	0	0	0	2	4	1	0	0	24	13	13	11	3	0	0	0	0
52	128	0	0	0	1	3	53	9	5	0	0	0	0	1	0	0	0	24	10	9	13	0	0	0	0	0
53	118	0	0	0	0	4	25	29	6	0	0	0	1	2	0	0	0	22	5	9	11	3	0	1	0	0
54	67	0	0	0	1	4	10	13	2	0	0	0	1	4	1	0	0	5	2	12	9	3	0	0	0	0
55	62	0	0	0	6	4	21	8	5	1	0	0	0	0	0	0	0	8	4	4	1	0	0	0	0	0
56	60	0	0	1	6	1	24	8	0	0	0	0	0	1	0	0	0	6	4	5	4	0	0	0	0	0
57	57	0	0	4	1	3	24	13	1	1	0	0	0	0	1	0	0	4	2	1	2	0	0	0	0	0
58	60	0	1	0	2	1	24	10	4	1	0	0	0	1	0	0	0	5	3	4	4	0	0	0	0	0
59	117	1	1	1	2	0	32	19	5	0	0	0	0	0	0	0	0	7	8	17	20	4	0	0	0	0
60	2,232	0	0	2	2	4	363	472	254	23	0	0	1	7	7	1	0	42	93	264	528	164	5	0	0	0
61	19	0	0	0	0	1	9	3	2	0	0	0	0	0	0	0	0	2	0	0	1	1	0	0	0	0
62	22	0	0	0	0	0	11	8	0	0	0	0	0	0	0	0	0	1	1	0	0	1	0	0	0	0
63	12	0	0	0	0	0	6	4	1	0	0	0	0	0	0	0	0	1	0	0	0	0	0	0	0	0
64	5	0	0	0	1	0	2	2	0	0	0	0	0	0	0	0	0	0	0	0	0	0	0	0	0	0
65	1	0	0	0	0	0	0	1	0	0	0	0	0	0	0	0	0	0	0	0	0	0	0	0	0	0
66	2	0	0	0	0	0	1	1	0	0	0	0	0	0	0	0	0	0	0	0	0	0	0	0	0	0
67	2	0	0	0	0	0	2	0	0	0	0	0	0	0	0	0	0	0	0	0	0	0	0	0	0	0
68	2	0	0	0	0	0	1	1	0	0	0	0	0	0	0	0	0	0	0	0	0	0	0	0	0	0
69	1	0	0	0	0	0	1	0	0	0	0	0	0	0	0	0	0	0	0	0	0	0	0	0	0	0
70+	0	0	0	0	0	0	0	0	0	0	0	0	0	0	0	0	0	0	0	0	0	0	0	0	0	0
UNK	2	0	0	0	0	0	0	0	0	0	0	0	0	0	0	0	0	1	0	0	1	0	0	0	0	0
TOT	9,792	1	2	8	22	27	811	1,005	771	235	6	4	8	75	46	6	0	465	864	1,956	2,704	634	96	43	2	1
AVG	46.9	59.0	58.5	57.9	56.7	55.3	56.1	53.7	49.9	43.2	28.2	26.5	51.9	50.0	47.9	44.3	0.0	49.6	45.9	44.7	44.4	43.1	27.4	24.8	20.5	22.0

OFFICERS: AVE/ 52.3

ENLISTED: AVE/ 44.5

Number of Military Retirees Retired During FY2014 and Receiving Retired Pay by Rank and Age at Retirement

NAVY ALL RETIREES EXCLUDING RESERVE RETIRED

RETIRED AGE	TOTAL	UNK	O-10	O-9	O-8	O-7	O-6	O-5	O-4	O-3	O-2	O-1	W-5	W-4	W-3	W-2	W-1	E-9	E-8	E-7	E-6	E-5	E-4	E-3	E-2	E-1	
17	0	0	0	0	0	0	0	0	0	0	0	0	0	0	0	0	0	0	0	0	0	0	0	0	0	0	
18	0	0	0	0	0	0	0	0	0	0	0	0	0	0	0	0	0	0	0	0	0	0	0	0	0	0	
19	1	0	0	0	0	0	0	0	0	0	0	0	0	0	0	0	0	0	0	0	0	0	0	0	1	0	
20	8	0	0	0	0	0	0	0	0	0	0	0	0	0	0	0	0	0	0	0	0	0	2	6	0	0	
21	13	0	0	0	0	0	0	0	0	0	0	0	0	0	0	0	0	0	0	0	0	0	4	9	0	0	
22	22	0	0	0	0	0	0	0	0	0	0	0	0	0	0	0	0	0	0	0	0	2	12	6	1	1	
23	31	0	0	0	0	0	0	0	0	0	0	0	0	0	0	0	0	0	0	0	0	11	14	6	0	0	
24	32	0	0	0	0	0	0	0	0	0	0	0	0	0	0	0	0	0	0	0	1	12	14	5	0	0	
25	28	0	0	0	0	0	0	0	0	0	2	1	0	0	0	0	0	0	0	0	3	11	8	3	0	0	
26	26	0	0	0	0	0	0	0	0	2	0	2	0	0	0	0	0	0	0	0	2	13	7	0	0	0	
27	44	0	0	0	0	0	0	0	0	2	0	0	0	0	0	0	0	0	0	0	3	30	7	2	0	0	
28	30	0	0	0	0	0	0	0	0	1	1	0	0	0	0	0	0	0	0	0	5	16	7	0	0	0	
29	33	0	0	0	0	0	0	0	0	2	0	1	0	0	0	0	0	0	0	1	8	17	3	1	0	0	
30	31	0	0	0	0	0	0	0	0	5	2	0	0	0	0	0	0	0	0	1	7	12	4	0	0	0	
31	20	0	0	0	0	0	0	0	0	1	1	0	0	0	0	0	0	0	0	2	9	6	1	0	0	0	
32	25	0	0	0	0	0	0	0	1	4	0	0	0	0	0	0	0	0	0	2	9	7	2	0	0	0	
33	17	0	0	0	0	0	0	0	0	4	0	0	0	0	0	0	0	0	0	1	3	8	1	0	0	0	
34	22	0	0	0	0	0	0	0	1	3	0	0	0	0	0	0	0	0	0	1	12	4	1	0	0	0	
35	15	0	0	0	0	0	0	0	0	1	0	0	0	0	0	0	0	0	0	2	6	4	1	1	0	0	
36	22	0	0	0	0	0	0	0	1	4	0	0	0	0	0	0	0	0	1	3	9	3	1	0	0	0	
37	98	0	0	0	0	0	0	0	0	1	0	0	0	0	0	0	0	0	4	20	68	5	0	0	0	0	
38	737	0	0	0	0	0	0	0	3	10	0	0	0	0	1	0	0	3	29	141	501	47	1	1	0	0	
39	803	0	0	0	0	0	0	0	10	17	0	0	0	0	3	1	0	9	54	206	438	65	0	0	0	0	
40	600	0	0	0	0	0	0	1	14	18	0	0	0	0	3	1	0	6	42	184	285	46	0	0	0	0	
41	596	0	0	0	0	0	0	15	45	26	0	0	0	0	4	0	0	7	55	205	204	33	1	1	0	0	
42	703	0	0	0	0	0	0	60	82	26	0	0	0	0	0	2	0	8	54	295	146	29	0	1	0	0	
43	551	0	0	0	0	0	0	44	65	14	0	0	0	0	3	1	0	15	94	183	109	23	0	0	0	0	
44	550	0	0	0	0	0	0	63	63	22	0	0	0	2	1	0	0	21	148	116	104	10	0	0	0	0	
45	346	0	0	0	0	0	2	52	50	13	0	0	0	1	1	0	0	11	78	71	54	13	0	0	0	0	
46	258	0	0	0	0	0	15	41	28	9	0	0	0	6	3	0	0	18	47	54	30	7	0	0	0	0	
47	231	0	0	0	0	0	23	29	32	11	0	0	0	6	2	0	0	25	38	37	24	4	0	0	0	0	
48	334	0	0	0	0	0	40	36	33	5	0	0	1	17	6	0	0	95	27	45	22	7	0	0	0	0	
49	244	0	0	0	0	0	30	21	31	3	0	0	2	17	6	0	0	60	23	26	20	5	0	0	0	0	
50	197	0	0	0	0	0	40	23	16	5	0	0	0	6	3	0	0	35	25	22	17	5	0	0	0	0	
51	155	0	0	0	0	2	52	19	11	0	0	0	2	4	1	0	0	24	13	13	11	3	0	0	0	0	
52	128	0	0	0	1	3	53	9	5	0	0	0	0	1	0	0	0	24	10	9	13	0	0	0	0	0	
53	118	0	0	0	0	4	25	29	6	0	0	0	1	2	0	0	0	22	5	9	11	3	0	1	0	0	
54	67	0	0	0	1	4	10	13	2	0	0	0	1	4	1	0	0	5	2	12	9	3	0	0	0	0	
55	61	0	0	0	6	4	21	7	5	1	0	0	0	0	0	0	0	8	4	4	1	0	0	0	0	0	
56	52	0	0	1	4	1	22	7	0	0	0	0	0	1	0	0	0	5	4	4	3	0	0	0	0	0	
57	36	0	0	4	0	3	15	9	0	0	0	0	0	0	0	0	0	4	1	0	0	0	0	0	0	0	
58	28	0	1	0	1	0	12	5	1	0	0	0	0	1	0	0	0	4	2	1	0	0	0	0	0	0	
59	20	0	1	1	1	0	11	1	0	0	0	0	0	0	0	0	0	2	0	2	1	0	0	0	0	0	
60	21	0	0	2	0	0	9	2	1	0	0	0	0	0	0	0	0	6	0	1	0	0	0	0	0	0	
61	8	0	0	0	0	1	3	2	0	0	0	0	0	0	0	0	0	2	0	0	0	0	0	0	0	0	
62	17	0	0	0	0	0	8	7	0	0	0	0	0	0	0	0	0	1	1	0	0	0	0	0	0	0	
63	7	0	0	0	0	0	3	3	1	0	0	0	0	0	0	0	0	0	0	0	0	0	0	0	0	0	
64	2	0	0	0	1	0	0	1	0	0	0	0	0	0	0	0	0	0	0	0	0	0	0	0	0	0	
65	0	0	0	0	0	0	0	0	0	0	0	0	0	0	0	0	0	0	0	0	0	0	0	0	0	0	0
66	2	0	0	0	0	0	1	1	0	0	0	0	0	0	0	0	0	0	0	0	0	0	0	0	0	0	
67	0	0	0	0	0	0	0	0	0	0	0	0	0	0	0	0	0	0	0	0	0	0	0	0	0	0	
68	2	0	0	0	0	0	1	1	0	0	0	0	0	0	0	0	0	0	0	0	0	0	0	0	0	0	
69	0	0	0	0	0	0	0	0	0	0	0	0	0	0	0	0	0	0	0	0	0	0	0	0	0	0	
70+	0	0	0	0	0	0	0	0	0	0	0	0	0	0	0	0	0	0	0	0	0	0	0	0	0	0	
UNK	2	0	0	0	0	0	0	0	0	0	0	0	0	0	0	0	0	1	0	0	1	0	0	0	0	0	
TOT	7,394	0	2	8	15	22	396	501	507	210	6	4	7	68	38	5	0	421	761	1,673	2,149	464	91	43	2	1	
AVG	42.7	0.0	58.5	57.9	56.1	54.3	52.2	47.3	44.7	41.2	28.2	26.5	50.7	49.0	45.4	41.2	0.0	48.6	44.0	42.2	40.3	36.9	25.6	24.8	20.5	22.0	

OFFICERS: AVE/ 47.1

ENLISTED: AVE/ 41.4

Number of Military Retirees Retired During FY2014 and Receiving Retired Pay by Rank and Age at Retirement

NAVY NON DISABILITY INCLUDING RESERVE RETIRED

RETIRED AGE	TOTAL	UNK	O-10	O-9	O-8	O-7	O-6	O-5	O-4	O-3	O-2	O-1	W-5	W-4	W-3	W-2	W-1	E-9	E-8	E-7	E-6	E-5	E-4	E-3	E-2	E-1
17	0	0	0	0	0	0	0	0	0	0	0	0	0	0	0	0	0	0	0	0	0	0	0	0	0	0
18	0	0	0	0	0	0	0	0	0	0	0	0	0	0	0	0	0	0	0	0	0	0	0	0	0	0
19	0	0	0	0	0	0	0	0	0	0	0	0	0	0	0	0	0	0	0	0	0	0	0	0	0	0
20	0	0	0	0	0	0	0	0	0	0	0	0	0	0	0	0	0	0	0	0	0	0	0	0	0	0
21	0	0	0	0	0	0	0	0	0	0	0	0	0	0	0	0	0	0	0	0	0	0	0	0	0	0
22	0	0	0	0	0	0	0	0	0	0	0	0	0	0	0	0	0	0	0	0	0	0	0	0	0	0
23	0	0	0	0	0	0	0	0	0	0	0	0	0	0	0	0	0	0	0	0	0	0	0	0	0	0
24	0	0	0	0	0	0	0	0	0	0	0	0	0	0	0	0	0	0	0	0	0	0	0	0	0	0
25	0	0	0	0	0	0	0	0	0	0	0	0	0	0	0	0	0	0	0	0	0	0	0	0	0	0
26	0	0	0	0	0	0	0	0	0	0	0	0	0	0	0	0	0	0	0	0	0	0	0	0	0	0
27	0	0	0	0	0	0	0	0	0	0	0	0	0	0	0	0	0	0	0	0	0	0	0	0	0	0
28	0	0	0	0	0	0	0	0	0	0	0	0	0	0	0	0	0	0	0	0	0	0	0	0	0	0
29	0	0	0	0	0	0	0	0	0	0	0	0	0	0	0	0	0	0	0	0	0	0	0	0	0	0
30	0	0	0	0	0	0	0	0	0	0	0	0	0	0	0	0	0	0	0	0	0	0	0	0	0	0
31	0	0	0	0	0	0	0	0	0	0	0	0	0	0	0	0	0	0	0	0	0	0	0	0	0	0
32	0	0	0	0	0	0	0	0	0	0	0	0	0	0	0	0	0	0	0	0	0	0	0	0	0	0
33	0	0	0	0	0	0	0	0	0	0	0	0	0	0	0	0	0	0	0	0	0	0	0	0	0	0
34	0	0	0	0	0	0	0	0	0	0	0	0	0	0	0	0	0	0	0	0	0	0	0	0	0	0
35	1	0	0	0	0	0	0	0	0	0	0	0	0	0	0	0	0	0	0	0	1	0	0	0	0	0
36	2	0	0	0	0	0	0	0	0	1	0	0	0	0	0	0	0	0	1	0	0	0	0	0	0	0
37	87	0	0	0	0	0	0	0	0	1	0	0	0	0	0	0	0	0	3	19	60	4	0	0	0	0
38	731	0	0	0	0	0	0	0	3	9	0	0	0	0	1	0	0	3	29	139	499	46	1	1	0	0
39	794	0	0	0	0	0	0	0	9	16	0	0	0	0	3	1	0	9	54	203	436	63	0	0	0	0
40	583	0	0	0	0	0	0	0	13	18	0	0	0	0	2	1	0	6	40	180	280	43	0	0	0	0
41	588	0	0	0	0	0	0	14	44	26	0	0	0	0	4	0	0	7	55	204	201	31	1	1	0	0
42	697	0	0	0	0	0	0	60	81	23	0	0	0	0	0	2	0	8	54	294	145	29	0	1	0	0
43	545	0	0	0	0	0	0	44	65	14	0	0	0	0	3	1	0	15	94	182	107	20	0	0	0	0
44	547	0	0	0	0	0	0	63	63	20	0	0	0	2	1	0	0	21	148	116	103	10	0	0	0	0
45	343	0	0	0	0	0	2	52	49	13	0	0	0	1	1	0	0	11	77	70	54	13	0	0	0	0
46	254	0	0	0	0	0	15	41	27	9	0	0	0	6	3	0	0	18	47	53	29	6	0	0	0	0
47	226	0	0	0	0	0	23	28	30	11	0	0	0	6	1	0	0	25	38	37	24	3	0	0	0	0
48	331	0	0	0	0	0	40	35	33	4	0	0	1	17	6	0	0	94	27	45	22	7	0	0	0	0
49	241	0	0	0	0	0	29	21	31	3	0	0	2	17	5	0	0	59	23	26	20	5	0	0	0	0
50	194	0	0	0	0	0	40	22	16	4	0	0	0	6	3	0	0	35	25	21	17	5	0	0	0	0
51	153	0	0	0	0	2	52	19	10	0	0	0	2	4	1	0	0	24	13	13	11	2	0	0	0	0
52	127	0	0	0	1	3	53	9	5	0	0	0	0	1	0	0	0	23	10	9	13	0	0	0	0	0
53	117	0	0	0	0	4	25	29	6	0	0	0	1	2	0	0	0	22	5	8	11	3	0	1	0	0
54	66	0	0	0	1	4	10	13	2	0	0	0	1	4	1	0	0	4	2	12	9	3	0	0	0	0
55	61	0	0	0	6	4	21	8	5	1	0	0	0	0	0	0	0	8	3	4	1	0	0	0	0	0
56	59	0	0	1	6	1	24	8	0	0	0	0	0	1	0	0	0	6	4	5	3	0	0	0	0	0
57	56	0	0	4	1	2	24	13	1	1	0	0	0	0	1	0	0	4	2	1	2	0	0	0	0	0
58	60	0	1	0	2	1	24	10	4	1	0	0	0	1	0	0	0	5	3	4	4	0	0	0	0	0
59	116	1	1	1	2	0	31	19	5	0	0	0	0	0	0	0	0	7	8	17	20	4	0	0	0	0
60	2,232	0	0	2	2	4	363	472	254	23	0	0	1	7	7	1	0	42	93	264	528	164	5	0	0	0
61	19	0	0	0	0	1	9	3	2	0	0	0	0	0	0	0	0	2	0	0	1	1	0	0	0	0
62	22	0	0	0	0	0	11	8	0	0	0	0	0	0	0	0	0	1	1	0	0	1	0	0	0	0
63	12	0	0	0	0	0	6	4	1	0	0	0	0	0	0	0	0	1	0	0	0	0	0	0	0	0
64	5	0	0	0	1	0	2	2	0	0	0	0	0	0	0	0	0	0	0	0	0	0	0	0	0	0
65	1	0	0	0	0	0	0	1	0	0	0	0	0	0	0	0	0	0	0	0	0	0	0	0	0	0
66	2	0	0	0	0	0	1	1	0	0	0	0	0	0	0	0	0	0	0	0	0	0	0	0	0	0
67	2	0	0	0	0	0	2	0	0	0	0	0	0	0	0	0	0	0	0	0	0	0	0	0	0	0
68	2	0	0	0	0	0	1	1	0	0	0	0	0	0	0	0	0	0	0	0	0	0	0	0	0	0
69	1	0	0	0	0	0	1	0	0	0	0	0	0	0	0	0	0	0	0	0	0	0	0	0	0	0
70+	0	0	0	0	0	0	0	0	0	0	0	0	0	0	0	0	0	0	0	0	0	0	0	0	0	0
UNK	2	0	0	0	0	0	0	0	0	0	0	0	0	0	0	0	0	1	0	0	1	0	0	0	0	0
TOT	9,279	1	2	8	22	26	809	1,000	759	198	0	0	8	75	43	6	0	461	859	1,926	2,602	463	7	4	0	0
AVG	47.8	59.0	58.5	57.9	56.7	55.2	56.1	53.7	50.1	44.8	0.0	0.0	51.9	50.0	48.1	44.3	0.0	49.6	45.9	44.9	44.8	48.2	54.1	43.5	0.0	0.0

OFFICERS: AVE/ 52.7

ENLISTED: AVE/ 45.6

Number of Military Retirees Retired During FY2014 and Receiving Retired Pay by Rank and Age at Retirement

NAVY NON DISABILITY EXCLUDING RESERVE RETIRED

RETIRED AGE	TOTAL	UNK	O-10	O-9	O-8	O-7	O-6	O-5	O-4	O-3	O-2	O-1	W-5	W-4	W-3	W-2	W-1	E-9	E-8	E-7	E-6	E-5	E-4	E-3	E-2	E-1
17	0	0	0	0	0	0	0	0	0	0	0	0	0	0	0	0	0	0	0	0	0	0	0	0	0	0
18	0	0	0	0	0	0	0	0	0	0	0	0	0	0	0	0	0	0	0	0	0	0	0	0	0	0
19	0	0	0	0	0	0	0	0	0	0	0	0	0	0	0	0	0	0	0	0	0	0	0	0	0	0
20	0	0	0	0	0	0	0	0	0	0	0	0	0	0	0	0	0	0	0	0	0	0	0	0	0	0
21	0	0	0	0	0	0	0	0	0	0	0	0	0	0	0	0	0	0	0	0	0	0	0	0	0	0
22	0	0	0	0	0	0	0	0	0	0	0	0	0	0	0	0	0	0	0	0	0	0	0	0	0	0
23	0	0	0	0	0	0	0	0	0	0	0	0	0	0	0	0	0	0	0	0	0	0	0	0	0	0
24	0	0	0	0	0	0	0	0	0	0	0	0	0	0	0	0	0	0	0	0	0	0	0	0	0	0
25	0	0	0	0	0	0	0	0	0	0	0	0	0	0	0	0	0	0	0	0	0	0	0	0	0	0
26	0	0	0	0	0	0	0	0	0	0	0	0	0	0	0	0	0	0	0	0	0	0	0	0	0	0
27	0	0	0	0	0	0	0	0	0	0	0	0	0	0	0	0	0	0	0	0	0	0	0	0	0	0
28	0	0	0	0	0	0	0	0	0	0	0	0	0	0	0	0	0	0	0	0	0	0	0	0	0	0
29	0	0	0	0	0	0	0	0	0	0	0	0	0	0	0	0	0	0	0	0	0	0	0	0	0	0
30	0	0	0	0	0	0	0	0	0	0	0	0	0	0	0	0	0	0	0	0	0	0	0	0	0	0
31	0	0	0	0	0	0	0	0	0	0	0	0	0	0	0	0	0	0	0	0	0	0	0	0	0	0
32	0	0	0	0	0	0	0	0	0	0	0	0	0	0	0	0	0	0	0	0	0	0	0	0	0	0
33	0	0	0	0	0	0	0	0	0	0	0	0	0	0	0	0	0	0	0	0	0	0	0	0	0	0
34	0	0	0	0	0	0	0	0	0	0	0	0	0	0	0	0	0	0	0	0	0	0	0	0	0	0
35	1	0	0	0	0	0	0	0	0	0	0	0	0	0	0	0	0	0	0	0	1	0	0	0	0	0
36	2	0	0	0	0	0	0	0	0	1	0	0	0	0	0	0	0	0	1	0	0	0	0	0	0	0
37	87	0	0	0	0	0	0	0	0	1	0	0	0	0	0	0	0	0	3	19	60	4	0	0	0	0
38	731	0	0	0	0	0	0	0	3	9	0	0	0	0	1	0	0	3	29	139	499	46	1	1	0	0
39	794	0	0	0	0	0	0	0	9	16	0	0	0	0	3	1	0	9	54	203	436	63	0	0	0	0
40	583	0	0	0	0	0	0	0	13	18	0	0	0	0	2	1	0	6	40	180	280	43	0	0	0	0
41	588	0	0	0	0	0	0	14	44	26	0	0	0	0	4	0	0	7	55	204	201	31	1	1	0	0
42	697	0	0	0	0	0	0	60	81	23	0	0	0	0	0	2	0	8	54	294	145	29	0	1	0	0
43	545	0	0	0	0	0	0	44	65	14	0	0	0	0	3	1	0	15	94	182	107	20	0	0	0	0
44	547	0	0	0	0	0	0	63	63	20	0	0	0	2	1	0	0	21	148	116	103	10	0	0	0	0
45	343	0	0	0	0	0	2	52	49	13	0	0	0	1	1	0	0	11	77	70	54	13	0	0	0	0
46	254	0	0	0	0	0	15	41	27	9	0	0	0	6	3	0	0	18	47	53	29	6	0	0	0	0
47	226	0	0	0	0	0	23	28	30	11	0	0	0	6	1	0	0	25	38	37	24	3	0	0	0	0
48	331	0	0	0	0	0	40	35	33	4	0	0	1	17	6	0	0	94	27	45	22	7	0	0	0	0
49	241	0	0	0	0	0	29	21	31	3	0	0	2	17	5	0	0	59	23	26	20	5	0	0	0	0
50	194	0	0	0	0	0	40	22	16	4	0	0	0	6	3	0	0	35	25	21	17	5	0	0	0	0
51	153	0	0	0	0	2	52	19	10	0	0	0	2	4	1	0	0	24	13	13	11	2	0	0	0	0
52	127	0	0	0	1	3	53	9	5	0	0	0	0	1	0	0	0	23	10	9	13	0	0	0	0	0
53	117	0	0	0	0	4	25	29	6	0	0	0	1	2	0	0	0	22	5	8	11	3	0	1	0	0
54	66	0	0	0	1	4	10	13	2	0	0	0	1	4	1	0	0	4	2	12	9	3	0	0	0	0
55	60	0	0	0	6	4	21	7	5	1	0	0	0	0	0	0	0	8	3	4	1	0	0	0	0	0
56	51	0	0	1	4	1	22	7	0	0	0	0	0	1	0	0	0	5	4	4	2	0	0	0	0	0
57	35	0	0	4	0	2	15	9	0	0	0	0	0	0	0	0	0	4	1	0	0	0	0	0	0	0
58	28	0	1	0	1	0	12	5	1	0	0	0	0	1	0	0	0	4	2	1	0	0	0	0	0	0
59	19	0	1	1	1	0	10	1	0	0	0	0	0	0	0	0	0	2	0	2	1	0	0	0	0	0
60	21	0	0	2	0	0	9	2	1	0	0	0	0	0	0	0	0	6	0	1	0	0	0	0	0	0
61	8	0	0	0	0	1	3	2	0	0	0	0	0	0	0	0	0	2	0	0	0	0	0	0	0	0
62	17	0	0	0	0	0	8	7	0	0	0	0	0	0	0	0	0	1	1	0	0	0	0	0	0	0
63	7	0	0	0	0	0	3	3	1	0	0	0	0	0	0	0	0	0	0	0	0	0	0	0	0	0
64	2	0	0	0	1	0	0	1	0	0	0	0	0	0	0	0	0	0	0	0	0	0	0	0	0	0
65	0	0	0	0	0	0	0	0	0	0	0	0	0	0	0	0	0	0	0	0	0	0	0	0	0	0
66	2	0	0	0	0	0	1	1	0	0	0	0	0	0	0	0	0	0	0	0	0	0	0	0	0	0
67	0	0	0	0	0	0	0	0	0	0	0	0	0	0	0	0	0	0	0	0	0	0	0	0	0	0
68	2	0	0	0	0	0	1	1	0	0	0	0	0	0	0	0	0	0	0	0	0	0	0	0	0	0
69	0	0	0	0	0	0	0	0	0	0	0	0	0	0	0	0	0	0	0	0	0	0	0	0	0	0
70+	0	0	0	0	0	0	0	0	0	0	0	0	0	0	0	0	0	0	0	0	0	0	0	0	0	0
UNK	2	0	0	0	0	0	0	0	0	0	0	0	0	0	0	0	0	1	0	0	1	0	0	0	0	0
TOT	6,881	0	2	8	15	21	394	496	495	173	0	0	7	68	35	5	0	417	756	1,643	2,047	293	2	4	0	0
AVG	43.6	0.0	58.5	57.9	56.1	54.1	52.1	47.4	44.8	42.7	0.0	0.0	50.7	49.0	45.4	41.2	0.0	48.5	44.0	42.3	40.7	41.4	39.5	43.5	0.0	0.0

OFFICERS: AVE/ 47.5

ENLISTED: AVE/ 42.3

Number of Military Retirees Retired During FY2014 and Receiving Retired Pay by Rank and Age at Retirement

MARINE CORPS ALL RETIREES INCLUDING RESERVE RETIRED

RETIRED AGE	TOTAL	UNK	O-10	O-9	O-8	O-7	O-6	O-5	O-4	O-3	O-2	O-1	W-5	W-4	W-3	W-2	W-1	E-9	E-8	E-7	E-6	E-5	E-4	E-3	E-2	E-1
17	0	0	0	0	0	0	0	0	0	0	0	0	0	0	0	0	0	0	0	0	0	0	0	0	0	0
18	1	0	0	0	0	0	0	0	0	0	0	0	0	0	0	0	0	0	0	0	0	0	0	0	1	0
19	9	0	0	0	0	0	0	0	0	0	0	0	0	0	0	0	0	0	0	0	0	0	0	4	4	1
20	15	0	0	0	0	0	0	0	0	0	0	0	0	0	0	0	0	0	0	0	0	0	1	9	4	1
21	19	0	0	0	0	0	0	0	0	0	0	0	0	0	0	0	0	0	0	0	0	0	4	13	2	0
22	36	0	0	0	0	0	0	0	0	0	0	0	0	0	0	0	0	0	0	0	0	2	14	18	2	0
23	42	0	0	0	0	0	0	0	0	0	0	0	0	0	0	0	0	0	0	0	0	4	31	7	0	0
24	45	0	0	0	0	0	0	0	0	0	0	0	0	0	0	0	0	0	0	0	0	12	23	9	1	0
25	47	0	0	0	0	0	0	0	0	0	0	0	0	0	0	0	0	0	0	0	0	25	14	7	1	0
26	32	0	0	0	0	0	0	0	0	0	1	0	0	0	0	0	0	0	0	0	2	16	9	1	2	1
27	46	0	0	0	0	0	0	0	0	0	1	0	0	0	0	0	0	0	0	0	3	26	11	5	0	0
28	45	0	0	0	0	0	0	0	0	2	1	1	0	0	0	0	0	0	0	0	5	27	7	2	0	0
29	37	0	0	0	0	0	0	0	0	1	0	0	0	0	0	0	0	0	0	0	6	25	5	0	0	0
30	51	0	0	0	0	0	0	0	0	3	0	0	0	0	0	0	0	0	0	1	14	28	4	0	1	0
31	30	0	0	0	0	0	0	0	0	3	0	0	0	0	0	1	0	0	0	2	10	13	1	0	0	0
32	34	0	0	0	0	0	0	0	0	1	0	0	0	0	0	0	0	0	0	5	20	7	1	0	0	0
33	67	0	0	0	0	0	0	0	0	2	0	0	0	0	0	0	0	0	1	12	43	7	1	1	0	0
34	96	0	0	0	0	0	0	0	0	3	0	0	0	0	0	0	0	0	1	19	67	6	0	0	0	0
35	85	0	0	0	0	0	0	0	0	3	0	0	0	0	0	0	0	0	0	28	49	3	1	1	0	0
36	83	0	0	0	0	0	0	0	4	5	0	0	0	0	1	0	0	0	1	13	59	0	0	0	0	0
37	136	0	0	0	0	0	0	0	7	12	0	0	0	0	2	0	0	0	7	37	70	1	0	0	0	0
38	338	0	0	0	0	0	0	0	18	17	0	0	0	0	7	5	0	2	59	127	101	2	0	0	0	0
39	319	0	0	0	0	0	0	0	16	17	0	0	0	3	7	6	0	5	58	142	64	1	0	0	0	0
40	265	0	0	0	0	0	0	0	25	13	0	0	0	4	16	1	0	5	65	99	35	2	0	0	0	0
41	232	0	0	0	0	0	0	2	37	4	0	0	0	4	7	2	0	9	66	73	28	0	0	0	0	0
42	234	0	0	0	0	0	0	27	62	8	0	0	1	2	6	3	0	11	50	35	29	0	0	0	0	0
43	182	0	0	0	0	0	0	35	49	3	0	0	2	7	2	1	0	12	35	25	11	0	0	0	0	0
44	188	0	0	0	0	0	0	40	37	6	0	0	0	5	4	1	0	13	41	21	19	1	0	0	0	0
45	133	0	0	0	0	0	1	28	24	2	0	0	0	5	1	1	0	19	25	15	11	1	0	0	0	0
46	79	0	0	0	0	0	4	26	13	0	0	0	1	4	1	1	0	14	9	3	3	0	0	0	0	0
47	79	0	0	0	0	0	7	15	6	1	0	0	2	5	1	0	0	29	6	1	6	0	0	0	0	0
48	134	0	0	0	0	0	9	11	6	0	0	0	11	6	1	0	0	65	13	5	7	0	0	0	0	0
49	83	0	0	0	0	0	11	10	3	0	0	0	5	4	1	0	0	42	2	5	0	0	0	0	0	0
50	54	0	0	0	1	0	13	5	4	0	0	0	0	1	1	0	0	26	2	1	0	0	0	0	0	0
51	42	0	0	0	0	0	15	4	0	1	0	0	2	1	0	0	0	16	3	0	0	0	0	0	0	0
52	23	0	0	0	0	0	9	2	0	0	0	0	0	0	1	0	0	11	0	0	0	0	0	0	0	0
53	17	0	0	0	0	0	11	2	0	0	0	0	1	0	0	0	0	3	0	0	0	0	0	0	0	0
54	13	0	0	0	0	0	5	4	0	0	0	0	0	0	0	0	0	4	0	0	0	0	0	0	0	0
55	7	0	0	0	0	1	4	1	0	0	0	0	0	0	0	0	0	1	0	0	0	0	0	0	0	0
56	2	0	0	0	0	0	1	0	0	0	0	0	0	1	0	0	0	0	0	0	0	0	0	0	0	0
57	12	0	0	0	1	1	4	2	1	0	0	0	0	0	0	0	0	2	0	1	0	0	0	0	0	0
58	7	1	0	0	1	0	1	1	0	1	0	0	0	1	0	0	0	0	0	1	0	0	0	0	0	0
59	12	1	0	0	2	0	4	1	0	0	0	0	0	1	0	0	0	2	1	0	0	0	0	0	0	0
60	266	5	0	0	0	0	45	63	48	3	0	0	0	7	2	0	0	17	36	29	11	0	0	0	0	0
61	0	0	0	0	0	0	0	0	0	0	0	0	0	0	0	0	0	0	0	0	0	0	0	0	0	0
62	3	0	0	2	0	0	1	0	0	0	0	0	0	0	0	0	0	0	0	0	0	0	0	0	0	0
63	1	0	0	1	0	0	0	0	0	0	0	0	0	0	0	0	0	0	0	0	0	0	0	0	0	0
64	0	0	0	0	0	0	0	0	0	0	0	0	0	0	0	0	0	0	0	0	0	0	0	0	0	0
65	0	0	0	0	0	0	0	0	0	0	0	0	0	0	0	0	0	0	0	0	0	0	0	0	0	0
66	0	0	0	0	0	0	0	0	0	0	0	0	0	0	0	0	0	0	0	0	0	0	0	0	0	0
67	0	0	0	0	0	0	0	0	0	0	0	0	0	0	0	0	0	0	0	0	0	0	0	0	0	0
68	0	0	0	0	0	0	0	0	0	0	0	0	0	0	0	0	0	0	0	0	0	0	0	0	0	0
69	0	0	0	0	0	0	0	0	0	0	0	0	0	0	0	0	0	0	0	0	0	0	0	0	0	0
70+	0	0	0	0	0	0	0	0	0	0	0	0	0	0	0	0	0	0	0	0	0	0	0	0	0	0
UNK	1	0	0	0	0	0	0	0	0	0	0	0	0	0	0	0	0	0	0	1	0	0	0	0	0	0
TOT	3,682	7	0	3	5	2	145	279	360	111	3	1	25	61	60	23	0	308	481	701	673	209	127	77	18	3
AVG	40.9	59.6	0.0	62.3	56.6	56.0	54.0	48.8	44.7	39.1	27.0	28.0	47.8	47.0	41.9	39.9	0.0	48.1	42.8	40.2	37.5	28.6	24.8	22.9	21.7	21.7

OFFICERS: AVE/ 46.4

ENLISTED: AVE/ 38.6

Number of Military Retirees Retired During FY2014 and Receiving Retired Pay by Rank and Age at Retirement

RETIRED AGE	MARINE CORPS											ALL RETIREES EXCLUDING RESERVE RETIRED														
	TOTAL	UNK	O-10	O-9	O-8	O-7	O-6	O-5	O-4	O-3	O-2	O-1	W-5	W-4	W-3	W-2	W-1	E-9	E-8	E-7	E-6	E-5	E-4	E-3	E-2	E-1
17	0	0	0	0	0	0	0	0	0	0	0	0	0	0	0	0	0	0	0	0	0	0	0	0	0	0
18	1	0	0	0	0	0	0	0	0	0	0	0	0	0	0	0	0	0	0	0	0	0	0	0	1	0
19	9	0	0	0	0	0	0	0	0	0	0	0	0	0	0	0	0	0	0	0	0	0	0	4	4	1
20	15	0	0	0	0	0	0	0	0	0	0	0	0	0	0	0	0	0	0	0	0	0	1	9	4	1
21	19	0	0	0	0	0	0	0	0	0	0	0	0	0	0	0	0	0	0	0	0	0	4	13	2	0
22	36	0	0	0	0	0	0	0	0	0	0	0	0	0	0	0	0	0	0	0	0	2	14	18	2	0
23	42	0	0	0	0	0	0	0	0	0	0	0	0	0	0	0	0	0	0	0	0	4	31	7	0	0
24	45	0	0	0	0	0	0	0	0	0	0	0	0	0	0	0	0	0	0	0	0	12	23	9	1	0
25	47	0	0	0	0	0	0	0	0	0	0	0	0	0	0	0	0	0	0	0	0	25	14	7	1	0
26	32	0	0	0	0	0	0	0	0	0	1	0	0	0	0	0	0	0	0	0	2	16	9	1	2	1
27	46	0	0	0	0	0	0	0	0	0	1	0	0	0	0	0	0	0	0	0	3	26	11	5	0	0
28	45	0	0	0	0	0	0	0	0	0	2	1	1	0	0	0	0	0	0	0	5	27	7	2	0	0
29	37	0	0	0	0	0	0	0	0	0	1	0	0	0	0	0	0	0	0	0	6	25	5	0	0	0
30	51	0	0	0	0	0	0	0	0	0	3	0	0	0	0	0	0	0	0	1	14	28	4	0	1	0
31	30	0	0	0	0	0	0	0	0	0	3	0	0	0	0	1	0	0	0	2	10	13	1	0	0	0
32	34	0	0	0	0	0	0	0	0	0	1	0	0	0	0	0	0	0	0	5	20	7	1	0	0	0
33	67	0	0	0	0	0	0	0	0	0	2	0	0	0	0	0	0	0	1	12	43	7	1	1	0	0
34	96	0	0	0	0	0	0	0	0	0	3	0	0	0	0	0	0	0	1	19	67	6	0	0	0	0
35	85	0	0	0	0	0	0	0	0	0	3	0	0	0	0	0	0	0	0	28	49	3	1	1	0	0
36	83	0	0	0	0	0	0	0	4	5	0	0	0	0	1	0	0	0	1	13	59	0	0	0	0	0
37	136	0	0	0	0	0	0	0	7	12	0	0	0	0	2	0	0	0	7	37	70	1	0	0	0	0
38	338	0	0	0	0	0	0	0	18	17	0	0	0	0	7	5	0	2	59	127	101	2	0	0	0	0
39	319	0	0	0	0	0	0	0	16	17	0	0	0	3	7	6	0	5	58	142	64	1	0	0	0	0
40	265	0	0	0	0	0	0	0	25	13	0	0	0	4	16	1	0	5	65	99	35	2	0	0	0	0
41	232	0	0	0	0	0	0	2	37	4	0	0	0	4	7	2	0	9	66	73	28	0	0	0	0	0
42	234	0	0	0	0	0	0	27	62	8	0	0	1	2	6	3	0	11	50	35	29	0	0	0	0	0
43	182	0	0	0	0	0	0	35	49	3	0	0	2	7	2	1	0	12	35	25	11	0	0	0	0	0
44	188	0	0	0	0	0	0	40	37	6	0	0	0	5	4	1	0	13	41	21	19	1	0	0	0	0
45	133	0	0	0	0	0	1	28	24	2	0	0	0	5	1	1	0	19	25	15	11	1	0	0	0	0
46	79	0	0	0	0	0	4	26	13	0	0	0	1	4	1	1	0	14	9	3	3	0	0	0	0	0
47	79	0	0	0	0	0	7	15	6	1	0	0	2	5	1	0	0	29	6	1	6	0	0	0	0	0
48	134	0	0	0	0	0	9	11	6	0	0	0	11	6	1	0	0	65	13	5	7	0	0	0	0	0
49	83	0	0	0	0	0	11	10	3	0	0	0	5	4	1	0	0	42	2	5	0	0	0	0	0	0
50	54	0	0	0	1	0	13	5	4	0	0	0	0	1	1	0	0	26	2	1	0	0	0	0	0	0
51	42	0	0	0	0	0	15	4	0	1	0	0	2	1	0	0	0	16	3	0	0	0	0	0	0	0
52	23	0	0	0	0	0	9	2	0	0	0	0	0	0	1	0	0	11	0	0	0	0	0	0	0	0
53	17	0	0	0	0	0	11	2	0	0	0	0	1	0	0	0	0	3	0	0	0	0	0	0	0	0
54	13	0	0	0	0	0	5	4	0	0	0	0	0	0	0	0	0	4	0	0	0	0	0	0	0	0
55	6	0	0	0	0	1	4	0	0	0	0	0	0	0	0	0	0	1	0	0	0	0	0	0	0	0
56	2	0	0	0	0	0	1	0	0	0	0	0	0	1	0	0	0	0	0	0	0	0	0	0	0	0
57	4	0	0	0	1	0	2	1	0	0	0	0	0	0	0	0	0	0	0	0	0	0	0	0	0	0
58	1	0	0	0	0	0	0	0	0	1	0	0	0	0	0	0	0	0	0	0	0	0	0	0	0	0
59	2	0	0	0	1	0	0	0	0	0	0	0	0	0	0	0	0	1	0	0	0	0	0	0	0	0
60	0	0	0	0	0	0	0	0	0	0	0	0	0	0	0	0	0	0	0	0	0	0	0	0	0	0
61	0	0	0	0	0	0	0	0	0	0	0	0	0	0	0	0	0	0	0	0	0	0	0	0	0	0
62	3	0	0	2	0	0	1	0	0	0	0	0	0	0	0	0	0	0	0	0	0	0	0	0	0	0
63	1	0	0	1	0	0	0	0	0	0	0	0	0	0	0	0	0	0	0	0	0	0	0	0	0	0
64	0	0	0	0	0	0	0	0	0	0	0	0	0	0	0	0	0	0	0	0	0	0	0	0	0	0
65	0	0	0	0	0	0	0	0	0	0	0	0	0	0	0	0	0	0	0	0	0	0	0	0	0	0
66	0	0	0	0	0	0	0	0	0	0	0	0	0	0	0	0	0	0	0	0	0	0	0	0	0	0
67	0	0	0	0	0	0	0	0	0	0	0	0	0	0	0	0	0	0	0	0	0	0	0	0	0	0
68	0	0	0	0	0	0	0	0	0	0	0	0	0	0	0	0	0	0	0	0	0	0	0	0	0	0
69	0	0	0	0	0	0	0	0	0	0	0	0	0	0	0	0	0	0	0	0	0	0	0	0	0	0
70+	0	0	0	0	0	0	0	0	0	0	0	0	0	0	0	0	0	0	0	0	0	0	0	0	0	0
UNK	1	0	0	0	0	0	0	0	0	0	0	0	0	0	0	0	0	0	0	1	0	0	0	0	0	0
TOT	3,391	0	0	3	3	1	93	212	311	108	3	1	25	52	58	23	0	288	444	670	662	209	127	77	18	3
AVG	39.3	0.0	0.0	62.3	55.3	55.0	50.7	45.3	42.3	38.6	27.0	28.0	47.8	44.8	41.2	39.9	0.0	47.2	41.4	39.3	37.2	28.6	24.8	22.9	21.7	21.7

OFFICERS: AVE/ 43.7

ENLISTED: AVE/ 37.7

Number of Military Retirees Retired During FY2014 and Receiving Retired Pay by Rank and Age at Retirement

RETIRED AGE	MARINE CORPS											NON DISABILITY INCLUDING RESERVE RETIRED														
	TOTAL	UNK	O-10	O-9	O-8	O-7	O-6	O-5	O-4	O-3	O-2	O-1	W-5	W-4	W-3	W-2	W-1	E-9	E-8	E-7	E-6	E-5	E-4	E-3	E-2	E-1
17	0	0	0	0	0	0	0	0	0	0	0	0	0	0	0	0	0	0	0	0	0	0	0	0	0	0
18	0	0	0	0	0	0	0	0	0	0	0	0	0	0	0	0	0	0	0	0	0	0	0	0	0	0
19	0	0	0	0	0	0	0	0	0	0	0	0	0	0	0	0	0	0	0	0	0	0	0	0	0	0
20	0	0	0	0	0	0	0	0	0	0	0	0	0	0	0	0	0	0	0	0	0	0	0	0	0	0
21	0	0	0	0	0	0	0	0	0	0	0	0	0	0	0	0	0	0	0	0	0	0	0	0	0	0
22	0	0	0	0	0	0	0	0	0	0	0	0	0	0	0	0	0	0	0	0	0	0	0	0	0	0
23	0	0	0	0	0	0	0	0	0	0	0	0	0	0	0	0	0	0	0	0	0	0	0	0	0	0
24	0	0	0	0	0	0	0	0	0	0	0	0	0	0	0	0	0	0	0	0	0	0	0	0	0	0
25	0	0	0	0	0	0	0	0	0	0	0	0	0	0	0	0	0	0	0	0	0	0	0	0	0	0
26	0	0	0	0	0	0	0	0	0	0	0	0	0	0	0	0	0	0	0	0	0	0	0	0	0	0
27	0	0	0	0	0	0	0	0	0	0	0	0	0	0	0	0	0	0	0	0	0	0	0	0	0	0
28	0	0	0	0	0	0	0	0	0	0	0	0	0	0	0	0	0	0	0	0	0	0	0	0	0	0
29	0	0	0	0	0	0	0	0	0	0	0	0	0	0	0	0	0	0	0	0	0	0	0	0	0	0
30	0	0	0	0	0	0	0	0	0	0	0	0	0	0	0	0	0	0	0	0	0	0	0	0	0	0
31	0	0	0	0	0	0	0	0	0	0	0	0	0	0	0	0	0	0	0	0	0	0	0	0	0	0
32	2	0	0	0	0	0	0	0	0	0	0	0	0	0	0	0	0	0	0	0	2	0	0	0	0	0
33	45	0	0	0	0	0	0	0	0	0	1	0	0	0	0	0	0	0	0	9	35	0	0	0	0	0
34	79	0	0	0	0	0	0	0	0	2	0	0	0	0	0	0	0	0	1	15	61	0	0	0	0	0
35	70	0	0	0	0	0	0	0	0	2	0	0	0	0	0	0	0	0	0	24	44	0	0	0	0	0
36	70	0	0	0	0	0	0	0	4	5	0	0	0	0	0	0	0	0	10	51	0	0	0	0	0	0
37	121	0	0	0	0	0	0	0	7	11	0	0	0	2	0	0	0	6	32	63	0	0	0	0	0	0
38	325	0	0	0	0	0	0	0	17	16	0	0	0	7	5	0	2	57	124	97	0	0	0	0	0	0
39	309	0	0	0	0	0	0	0	15	15	0	0	0	7	5	0	5	58	139	63	0	0	0	0	0	0
40	258	0	0	0	0	0	0	0	25	12	0	0	4	15	1	0	5	64	96	35	1	0	0	0	0	0
41	227	0	0	0	0	0	0	2	37	4	0	0	4	7	2	0	9	66	71	25	0	0	0	0	0	0
42	231	0	0	0	0	0	0	27	61	8	0	1	2	6	3	0	10	50	35	28	0	0	0	0	0	0
43	178	0	0	0	0	0	0	35	48	3	0	2	7	2	1	0	11	35	24	10	0	0	0	0	0	0
44	183	0	0	0	0	0	0	40	36	6	0	0	5	4	1	0	12	40	20	18	1	0	0	0	0	0
45	129	0	0	0	0	0	1	28	22	1	0	0	5	1	1	0	18	25	15	11	1	0	0	0	0	0
46	78	0	0	0	0	0	4	26	13	0	0	1	4	1	1	0	14	8	3	3	0	0	0	0	0	0
47	76	0	0	0	0	0	7	14	6	1	0	0	2	5	1	0	28	6	1	5	0	0	0	0	0	0
48	133	0	0	0	0	0	9	10	6	0	0	11	6	1	0	0	65	13	5	7	0	0	0	0	0	0
49	82	0	0	0	0	0	11	10	3	0	0	5	4	1	0	0	42	2	4	0	0	0	0	0	0	0
50	53	0	0	0	1	0	13	5	4	0	0	0	1	1	0	0	25	2	1	0	0	0	0	0	0	0
51	42	0	0	0	0	0	15	4	0	1	0	2	1	0	0	0	16	3	0	0	0	0	0	0	0	0
52	23	0	0	0	0	0	9	2	0	0	0	0	0	1	0	0	11	0	0	0	0	0	0	0	0	0
53	17	0	0	0	0	0	11	2	0	0	0	1	0	0	0	0	3	0	0	0	0	0	0	0	0	0
54	12	0	0	0	0	0	5	3	0	0	0	0	0	0	0	0	4	0	0	0	0	0	0	0	0	0
55	7	0	0	0	0	1	4	1	0	0	0	0	0	0	0	0	1	0	0	0	0	0	0	0	0	0
56	2	0	0	0	0	0	1	0	0	0	0	0	1	0	0	0	0	0	0	0	0	0	0	0	0	0
57	12	0	0	0	1	1	4	2	1	0	0	0	0	0	0	0	2	0	1	0	0	0	0	0	0	0
58	7	1	0	0	1	0	1	1	1	0	1	0	1	0	0	0	0	0	1	0	0	0	0	0	0	0
59	12	1	0	0	2	0	4	1	0	0	0	0	1	0	0	0	2	1	0	0	0	0	0	0	0	0
60	266	5	0	0	0	0	45	63	48	3	0	0	7	2	0	0	17	36	29	11	0	0	0	0	0	0
61	0	0	0	0	0	0	0	0	0	0	0	0	0	0	0	0	0	0	0	0	0	0	0	0	0	0
62	3	0	0	2	0	0	1	0	0	0	0	0	0	0	0	0	0	0	0	0	0	0	0	0	0	0
63	1	0	0	1	0	0	0	0	0	0	0	0	0	0	0	0	0	0	0	0	0	0	0	0	0	0
64	0	0	0	0	0	0	0	0	0	0	0	0	0	0	0	0	0	0	0	0	0	0	0	0	0	0
65	0	0	0	0	0	0	0	0	0	0	0	0	0	0	0	0	0	0	0	0	0	0	0	0	0	0
66	0	0	0	0	0	0	0	0	0	0	0	0	0	0	0	0	0	0	0	0	0	0	0	0	0	0
67	0	0	0	0	0	0	0	0	0	0	0	0	0	0	0	0	0	0	0	0	0	0	0	0	0	0
68	0	0	0	0	0	0	0	0	0	0	0	0	0	0	0	0	0	0	0	0	0	0	0	0	0	0
69	0	0	0	0	0	0	0	0	0	0	0	0	0	0	0	0	0	0	0	0	0	0	0	0	0	0
70+	0	0	0	0	0	0	0	0	0	0	0	0	0	0	0	0	0	0	0	0	0	0	0	0	0	0
UNK	1	0	0	0	0	0	0	0	0	0	0	0	0	0	0	0	0	0	1	0	0	0	0	0	0	0
TOT	3,054	7	0	3	5	2	145	276	353	92	0	0	25	60	59	20	0	302	473	660	569	3	0	0	0	0
AVG	43.4	59.6	0.0	62.3	56.6	56.0	54.0	48.8	44.8	40.3	0.0	0.0	47.8	47.2	41.9	40.6	0.0	48.1	42.9	40.5	38.4	43.0	0.0	0.0	0.0	0.0

OFFICERS: AVE/ 46.8

ENLISTED: AVE/ 41.6

Number of Military Retirees Retired During FY2014 and Receiving Retired Pay by Rank and Age at Retirement

RETIRED AGE	MARINE CORPS											NON DISABILITY EXCLUDING RESERVE RETIRED														
	TOTAL	UNK	O-10	O-9	O-8	O-7	O-6	O-5	O-4	O-3	O-2	O-1	W-5	W-4	W-3	W-2	W-1	E-9	E-8	E-7	E-6	E-5	E-4	E-3	E-2	E-1
17	0	0	0	0	0	0	0	0	0	0	0	0	0	0	0	0	0	0	0	0	0	0	0	0	0	0
18	0	0	0	0	0	0	0	0	0	0	0	0	0	0	0	0	0	0	0	0	0	0	0	0	0	0
19	0	0	0	0	0	0	0	0	0	0	0	0	0	0	0	0	0	0	0	0	0	0	0	0	0	0
20	0	0	0	0	0	0	0	0	0	0	0	0	0	0	0	0	0	0	0	0	0	0	0	0	0	0
21	0	0	0	0	0	0	0	0	0	0	0	0	0	0	0	0	0	0	0	0	0	0	0	0	0	0
22	0	0	0	0	0	0	0	0	0	0	0	0	0	0	0	0	0	0	0	0	0	0	0	0	0	0
23	0	0	0	0	0	0	0	0	0	0	0	0	0	0	0	0	0	0	0	0	0	0	0	0	0	0
24	0	0	0	0	0	0	0	0	0	0	0	0	0	0	0	0	0	0	0	0	0	0	0	0	0	0
25	0	0	0	0	0	0	0	0	0	0	0	0	0	0	0	0	0	0	0	0	0	0	0	0	0	0
26	0	0	0	0	0	0	0	0	0	0	0	0	0	0	0	0	0	0	0	0	0	0	0	0	0	0
27	0	0	0	0	0	0	0	0	0	0	0	0	0	0	0	0	0	0	0	0	0	0	0	0	0	0
28	0	0	0	0	0	0	0	0	0	0	0	0	0	0	0	0	0	0	0	0	0	0	0	0	0	0
29	0	0	0	0	0	0	0	0	0	0	0	0	0	0	0	0	0	0	0	0	0	0	0	0	0	0
30	0	0	0	0	0	0	0	0	0	0	0	0	0	0	0	0	0	0	0	0	0	0	0	0	0	0
31	0	0	0	0	0	0	0	0	0	0	0	0	0	0	0	0	0	0	0	0	0	0	0	0	0	0
32	2	0	0	0	0	0	0	0	0	0	0	0	0	0	0	0	0	0	0	0	2	0	0	0	0	0
33	45	0	0	0	0	0	0	0	0	0	0	0	0	0	0	0	0	0	0	9	35	0	0	0	0	0
34	79	0	0	0	0	0	0	0	0	2	0	0	0	0	0	0	0	0	1	15	61	0	0	0	0	0
35	70	0	0	0	0	0	0	0	0	2	0	0	0	0	0	0	0	0	0	24	44	0	0	0	0	0
36	70	0	0	0	0	0	0	0	4	5	0	0	0	0	0	0	0	0	10	51	0	0	0	0	0	
37	121	0	0	0	0	0	0	0	7	11	0	0	0	2	0	0	0	6	32	63	0	0	0	0	0	
38	325	0	0	0	0	0	0	0	17	16	0	0	0	7	5	0	2	57	124	97	0	0	0	0	0	
39	309	0	0	0	0	0	0	0	15	15	0	0	0	7	5	0	5	58	139	63	0	0	0	0	0	
40	258	0	0	0	0	0	0	0	25	12	0	0	4	15	1	0	5	64	96	35	1	0	0	0	0	
41	227	0	0	0	0	0	0	2	37	4	0	0	4	7	2	0	9	66	71	25	0	0	0	0	0	
42	231	0	0	0	0	0	0	27	61	8	0	1	2	6	3	0	10	50	35	28	0	0	0	0	0	
43	178	0	0	0	0	0	0	35	48	3	0	2	7	2	1	0	11	35	24	10	0	0	0	0	0	
44	183	0	0	0	0	0	0	40	36	6	0	0	5	4	1	0	12	40	20	18	1	0	0	0	0	
45	129	0	0	0	0	0	1	28	22	1	0	0	5	1	1	0	18	25	15	11	1	0	0	0	0	
46	78	0	0	0	0	0	4	26	13	0	0	1	4	1	1	0	14	8	3	3	0	0	0	0	0	
47	76	0	0	0	0	0	7	14	6	1	0	0	2	5	1	0	28	6	1	5	0	0	0	0	0	
48	133	0	0	0	0	0	9	10	6	0	0	11	6	1	0	0	65	13	5	7	0	0	0	0	0	
49	82	0	0	0	0	0	11	10	3	0	0	5	4	1	0	0	42	2	4	0	0	0	0	0	0	
50	53	0	0	0	1	0	13	5	4	0	0	0	1	1	0	0	25	2	1	0	0	0	0	0	0	
51	42	0	0	0	0	0	15	4	0	1	0	2	1	0	0	0	16	3	0	0	0	0	0	0	0	
52	23	0	0	0	0	0	9	2	0	0	0	0	0	1	0	0	11	0	0	0	0	0	0	0	0	
53	17	0	0	0	0	0	11	2	0	0	0	1	0	0	0	0	3	0	0	0	0	0	0	0	0	
54	12	0	0	0	0	0	5	3	0	0	0	0	0	0	0	0	4	0	0	0	0	0	0	0	0	
55	6	0	0	0	0	1	4	0	0	0	0	0	0	0	0	0	1	0	0	0	0	0	0	0	0	
56	2	0	0	0	0	0	1	0	0	0	0	0	1	0	0	0	0	0	0	0	0	0	0	0	0	
57	4	0	0	0	1	0	2	1	0	0	0	0	0	0	0	0	0	0	0	0	0	0	0	0	0	
58	1	0	0	0	0	0	0	0	0	1	0	0	0	0	0	0	0	0	0	0	0	0	0	0	0	
59	2	0	0	0	1	0	0	0	0	0	0	0	0	0	0	0	1	0	0	0	0	0	0	0	0	
60	0	0	0	0	0	0	0	0	0	0	0	0	0	0	0	0	0	0	0	0	0	0	0	0	0	
61	0	0	0	0	0	0	0	0	0	0	0	0	0	0	0	0	0	0	0	0	0	0	0	0	0	
62	3	0	0	2	0	0	1	0	0	0	0	0	0	0	0	0	0	0	0	0	0	0	0	0	0	
63	1	0	0	1	0	0	0	0	0	0	0	0	0	0	0	0	0	0	0	0	0	0	0	0	0	
64	0	0	0	0	0	0	0	0	0	0	0	0	0	0	0	0	0	0	0	0	0	0	0	0	0	
65	0	0	0	0	0	0	0	0	0	0	0	0	0	0	0	0	0	0	0	0	0	0	0	0	0	
66	0	0	0	0	0	0	0	0	0	0	0	0	0	0	0	0	0	0	0	0	0	0	0	0	0	
67	0	0	0	0	0	0	0	0	0	0	0	0	0	0	0	0	0	0	0	0	0	0	0	0	0	
68	0	0	0	0	0	0	0	0	0	0	0	0	0	0	0	0	0	0	0	0	0	0	0	0	0	
69	0	0	0	0	0	0	0	0	0	0	0	0	0	0	0	0	0	0	0	0	0	0	0	0	0	
70+	0	0	0	0	0	0	0	0	0	0	0	0	0	0	0	0	0	0	0	0	0	0	0	0	0	
UNK	1	0	0	0	0	0	0	0	0	0	0	0	0	0	0	0	0	0	1	0	0	0	0	0	0	
TOT	2,763	0	0	3	3	1	93	209	304	89	0	0	25	51	57	20	0	282	436	629	558	3	0	0	0	0
AVG	41.7	0.0	0.0	62.3	55.3	55.0	50.7	45.2	42.3	39.6	0.0	0.0	47.8	44.9	41.2	40.6	0.0	47.3	41.4	39.5	37.9	43.0	0.0	0.0	0.0	0.0

OFFICERS: AVE/ 44.0

ENLISTED: AVE/ 40.6

Number of Military Retirees Retired During FY2014 and Receiving Retired Pay by Rank and Age at Retirement

MARINE CORPS

DISABILITY ONLY

RETIRED AGE	TOTAL	UNK	O-10	O-9	O-8	O-7	O-6	O-5	O-4	O-3	O-2	O-1	W-5	W-4	W-3	W-2	W-1	E-9	E-8	E-7	E-6	E-5	E-4	E-3	E-2	E-1
17	0	0	0	0	0	0	0	0	0	0	0	0	0	0	0	0	0	0	0	0	0	0	0	0	0	0
18	1	0	0	0	0	0	0	0	0	0	0	0	0	0	0	0	0	0	0	0	0	0	0	0	1	0
19	9	0	0	0	0	0	0	0	0	0	0	0	0	0	0	0	0	0	0	0	0	0	0	4	4	1
20	15	0	0	0	0	0	0	0	0	0	0	0	0	0	0	0	0	0	0	0	0	0	1	9	4	1
21	19	0	0	0	0	0	0	0	0	0	0	0	0	0	0	0	0	0	0	0	0	0	4	13	2	0
22	36	0	0	0	0	0	0	0	0	0	0	0	0	0	0	0	0	0	0	0	0	2	14	18	2	0
23	42	0	0	0	0	0	0	0	0	0	0	0	0	0	0	0	0	0	0	0	0	4	31	7	0	0
24	45	0	0	0	0	0	0	0	0	0	0	0	0	0	0	0	0	0	0	0	0	12	23	9	1	0
25	47	0	0	0	0	0	0	0	0	0	0	0	0	0	0	0	0	0	0	0	0	25	14	7	1	0
26	32	0	0	0	0	0	0	0	0	0	1	0	0	0	0	0	0	0	0	0	2	16	9	1	2	1
27	46	0	0	0	0	0	0	0	0	0	1	0	0	0	0	0	0	0	0	0	3	26	11	5	0	0
28	45	0	0	0	0	0	0	0	0	2	1	1	0	0	0	0	0	0	0	0	5	27	7	2	0	0
29	37	0	0	0	0	0	0	0	0	1	0	0	0	0	0	0	0	0	0	0	6	25	5	0	0	0
30	51	0	0	0	0	0	0	0	0	3	0	0	0	0	0	0	0	0	0	1	14	28	4	0	1	0
31	30	0	0	0	0	0	0	0	0	3	0	0	0	0	0	1	0	0	0	2	10	13	1	0	0	0
32	32	0	0	0	0	0	0	0	0	1	0	0	0	0	0	0	0	0	0	5	18	7	1	0	0	0
33	22	0	0	0	0	0	0	0	0	1	0	0	0	0	0	0	0	0	1	3	8	7	1	1	0	0
34	17	0	0	0	0	0	0	0	0	1	0	0	0	0	0	0	0	0	0	4	6	6	0	0	0	0
35	15	0	0	0	0	0	0	0	0	1	0	0	0	0	0	0	0	0	0	4	5	3	1	1	0	0
36	13	0	0	0	0	0	0	0	0	0	0	0	0	0	0	1	0	0	1	3	8	0	0	0	0	0
37	15	0	0	0	0	0	0	0	0	1	0	0	0	0	0	0	0	0	1	5	7	1	0	0	0	0
38	13	0	0	0	0	0	0	0	0	1	1	0	0	0	0	0	0	0	2	3	4	2	0	0	0	0
39	10	0	0	0	0	0	0	0	0	1	2	0	0	0	1	0	1	0	0	3	1	1	0	0	0	0
40	7	0	0	0	0	0	0	0	0	1	0	0	0	0	1	0	0	0	1	3	0	1	0	0	0	0
41	5	0	0	0	0	0	0	0	0	0	0	0	0	0	0	0	0	0	0	2	3	0	0	0	0	0
42	3	0	0	0	0	0	0	0	0	1	0	0	0	0	0	0	0	0	1	0	1	0	0	0	0	0
43	4	0	0	0	0	0	0	0	0	1	0	0	0	0	0	0	0	0	1	0	1	0	0	0	0	0
44	5	0	0	0	0	0	0	0	0	1	0	0	0	0	0	0	0	0	1	1	1	1	0	0	0	0
45	4	0	0	0	0	0	0	0	0	2	1	0	0	0	0	0	0	0	1	0	0	0	0	0	0	0
46	1	0	0	0	0	0	0	0	0	0	0	0	0	0	0	0	0	0	1	0	0	0	0	0	0	0
47	3	0	0	0	0	0	0	0	1	0	0	0	0	0	0	0	0	0	1	0	0	1	0	0	0	0
48	1	0	0	0	0	0	0	0	1	0	0	0	0	0	0	0	0	0	0	0	0	0	0	0	0	0
49	1	0	0	0	0	0	0	0	0	0	0	0	0	0	0	0	0	0	0	1	0	0	0	0	0	0
50	1	0	0	0	0	0	0	0	0	0	0	0	0	0	0	0	0	1	0	0	0	0	0	0	0	0
51	0	0	0	0	0	0	0	0	0	0	0	0	0	0	0	0	0	0	0	0	0	0	0	0	0	0
52	0	0	0	0	0	0	0	0	0	0	0	0	0	0	0	0	0	0	0	0	0	0	0	0	0	0
53	0	0	0	0	0	0	0	0	0	0	0	0	0	0	0	0	0	0	0	0	0	0	0	0	0	0
54	1	0	0	0	0	0	0	1	0	0	0	0	0	0	0	0	0	0	0	0	0	0	0	0	0	0
55	0	0	0	0	0	0	0	0	0	0	0	0	0	0	0	0	0	0	0	0	0	0	0	0	0	0
56	0	0	0	0	0	0	0	0	0	0	0	0	0	0	0	0	0	0	0	0	0	0	0	0	0	0
57	0	0	0	0	0	0	0	0	0	0	0	0	0	0	0	0	0	0	0	0	0	0	0	0	0	0
58	0	0	0	0	0	0	0	0	0	0	0	0	0	0	0	0	0	0	0	0	0	0	0	0	0	0
59	0	0	0	0	0	0	0	0	0	0	0	0	0	0	0	0	0	0	0	0	0	0	0	0	0	0
60	0	0	0	0	0	0	0	0	0	0	0	0	0	0	0	0	0	0	0	0	0	0	0	0	0	0
61	0	0	0	0	0	0	0	0	0	0	0	0	0	0	0	0	0	0	0	0	0	0	0	0	0	0
62	0	0	0	0	0	0	0	0	0	0	0	0	0	0	0	0	0	0	0	0	0	0	0	0	0	0
63	0	0	0	0	0	0	0	0	0	0	0	0	0	0	0	0	0	0	0	0	0	0	0	0	0	0
64	0	0	0	0	0	0	0	0	0	0	0	0	0	0	0	0	0	0	0	0	0	0	0	0	0	0
65	0	0	0	0	0	0	0	0	0	0	0	0	0	0	0	0	0	0	0	0	0	0	0	0	0	0
66	0	0	0	0	0	0	0	0	0	0	0	0	0	0	0	0	0	0	0	0	0	0	0	0	0	0
67	0	0	0	0	0	0	0	0	0	0	0	0	0	0	0	0	0	0	0	0	0	0	0	0	0	0
68	0	0	0	0	0	0	0	0	0	0	0	0	0	0	0	0	0	0	0	0	0	0	0	0	0	0
69	0	0	0	0	0	0	0	0	0	0	0	0	0	0	0	0	0	0	0	0	0	0	0	0	0	0
70+	0	0	0	0	0	0	0	0	0	0	0	0	0	0	0	0	0	0	0	0	0	0	0	0	0	0
UNK	0	0	0	0	0	0	0	0	0	0	0	0	0	0	0	0	0	0	0	0	0	0	0	0	0	0
TOT	628	0	0	0	0	0	0	3	7	19	3	1	0	1	1	3	0	6	8	41	104	206	127	77	18	3
AVG	28.8	0.0	0.0	0.0	0.0	0.0	0.0	49.7	42.3	33.7	27.0	28.0	0.0	39.0	40.0	35.3	0.0	45.2	39.0	36.3	33.0	28.4	24.8	22.9	21.7	21.7

OFFICERS: AVE/ 36.3

ENLISTED: AVE/ 28.3

Excluding members who retired during the fiscal year and died before the end of the year.

Number of Military Retirees Retired During FY2014 and Receiving Retired Pay by Rank and Age at Retirement

AIR FORCE

ALL RETIREES INCLUDING RESERVE RETIRED

RETIRED AGE	TOTAL	UNK	O-10	O-9	O-8	O-7	O-6	O-5	O-4	O-3	O-2	O-1	W-5	W-4	W-3	W-2	W-1	E-9	E-8	E-7	E-6	E-5	E-4	E-3	E-2	E-1
17	0	0	0	0	0	0	0	0	0	0	0	0	0	0	0	0	0	0	0	0	0	0	0	0	0	0
18	0	0	0	0	0	0	0	0	0	0	0	0	0	0	0	0	0	0	0	0	0	0	0	0	0	0
19	7	1	0	0	0	0	0	0	0	0	0	0	0	0	0	0	0	0	0	0	0	0	0	5	0	1
20	8	0	0	0	0	0	0	0	0	0	0	0	0	0	0	0	0	0	0	0	0	0	1	7	0	0
21	15	0	0	0	0	0	0	0	0	0	0	0	0	0	0	0	0	0	0	0	0	0	6	8	0	1
22	19	0	0	0	0	0	0	0	0	0	0	0	0	0	0	0	0	0	0	0	0	2	11	5	1	0
23	41	0	0	0	0	0	0	0	0	0	0	0	0	0	0	0	0	0	0	0	0	3	24	13	1	0
24	45	0	0	0	0	0	0	0	0	0	1	0	0	0	0	0	0	0	0	0	0	9	29	5	0	1
25	53	0	0	0	0	0	0	0	0	1	5	0	0	0	0	0	0	0	0	0	0	15	28	4	0	0
26	44	0	0	0	0	0	0	0	0	2	1	0	0	0	0	0	0	0	0	0	0	29	12	0	0	0
27	41	0	0	0	0	0	0	0	0	3	1	1	0	0	0	0	0	0	0	0	0	20	15	1	0	0
28	49	0	0	0	0	0	0	0	0	5	0	0	0	0	0	0	0	0	0	0	3	28	13	0	0	0
29	60	0	0	0	0	0	0	0	0	8	1	0	0	0	0	0	0	0	0	0	9	31	9	2	0	0
30	62	0	0	0	0	0	0	0	0	4	0	0	0	0	0	0	0	0	0	0	13	44	1	0	0	0
31	56	0	0	0	0	0	0	0	0	5	0	0	0	0	0	0	0	0	0	1	14	33	3	0	0	0
32	55	0	0	0	0	0	0	0	3	2	0	0	0	0	0	0	0	0	0	1	25	22	2	0	0	0
33	137	0	0	0	0	0	0	0	4	2	0	0	0	0	0	0	0	0	1	17	96	14	3	0	0	0
34	308	0	0	0	0	0	0	0	3	3	0	0	0	0	0	0	0	0	1	33	237	29	2	0	0	0
35	375	0	0	0	0	0	0	0	3	2	0	0	0	0	0	0	0	0	2	80	252	33	3	0	0	0
36	423	0	0	0	0	0	0	0	13	6	0	0	0	0	0	0	0	0	0	108	249	44	3	0	0	0
37	512	0	0	0	0	0	0	2	25	15	0	0	0	0	0	0	0	0	7	179	230	53	1	0	0	0
38	1,001	0	0	0	0	0	0	3	57	13	0	0	0	0	0	0	0	2	23	417	429	50	7	0	0	0
39	1,171	0	0	0	0	0	0	10	55	27	0	0	0	0	0	0	0	4	53	564	407	42	8	1	0	0
40	1,060	0	0	0	0	0	0	14	80	16	0	0	0	0	0	0	0	5	58	606	248	32	1	0	0	0
41	924	0	0	0	0	0	0	46	105	28	0	0	0	0	0	0	0	2	70	491	147	30	4	0	0	1
42	1,247	0	0	0	0	0	1	138	157	21	0	0	0	0	0	0	0	8	93	701	119	9	0	0	0	0
43	1,156	0	0	0	0	0	3	182	176	22	0	0	0	0	0	0	0	9	98	549	100	14	2	0	0	1
44	871	0	0	0	0	0	6	183	116	19	0	0	0	0	0	0	0	31	177	280	51	7	1	0	0	0
45	700	0	0	0	0	0	22	172	106	10	0	0	0	0	0	0	0	27	116	215	28	3	1	0	0	0
46	585	0	0	0	0	0	49	146	102	8	0	0	0	0	0	0	0	32	69	145	31	3	0	0	0	0
47	531	0	0	0	0	0	93	131	47	4	0	0	0	1	0	0	0	60	44	117	28	5	1	0	0	0
48	508	0	0	0	0	0	115	96	27	1	0	0	0	0	0	0	0	116	44	98	10	1	0	0	0	0
49	464	0	0	0	0	1	152	70	20	2	0	0	0	0	0	0	0	95	49	59	15	1	0	0	0	0
50	380	0	0	0	0	1	138	61	18	2	0	0	0	0	0	0	0	66	37	51	6	0	0	0	0	0
51	252	0	0	0	0	5	72	48	12	0	0	0	0	0	0	0	0	47	28	34	6	0	0	0	0	0
52	209	0	0	0	0	5	88	20	10	0	0	0	0	0	0	0	0	38	18	21	5	4	0	0	0	0
53	146	0	0	0	1	3	50	27	8	2	0	0	0	0	0	0	0	21	12	19	3	0	0	0	0	0
54	108	0	0	0	2	1	25	16	11	0	0	0	0	0	0	0	0	25	11	15	1	1	0	0	0	0
55	92	0	0	0	10	1	21	24	7	1	0	0	0	0	0	0	0	9	9	5	5	0	0	0	0	0
56	101	0	0	5	6	2	33	13	8	1	0	0	0	0	0	0	0	7	13	10	3	0	0	0	0	0
57	76	0	1	2	1	3	18	16	3	1	0	0	0	0	0	0	0	7	6	15	3	0	0	0	0	0
58	81	0	0	1	4	1	24	14	5	0	0	0	0	0	0	0	0	10	8	13	1	0	0	0	0	0
59	202	0	0	0	4	1	27	32	4	1	0	0	0	0	0	0	0	29	25	58	19	2	0	0	0	0
60	3,784	0	1	2	8	14	166	465	251	70	6	3	0	0	0	3	0	255	379	1,194	812	150	5	0	0	0
61	34	0	2	0	1	0	14	7	3	0	0	0	0	0	0	0	0	0	1	1	4	1	0	0	0	0
62	28	0	0	0	0	1	16	10	0	0	0	0	0	0	0	0	0	0	1	0	0	0	0	0	0	0
63	7	0	0	0	1	0	2	4	0	0	0	0	0	0	0	0	0	0	0	0	0	0	0	0	0	0
64	9	0	0	0	2	0	5	2	0	0	0	0	0	0	0	0	0	0	0	0	0	0	0	0	0	0
65	1	0	0	0	0	0	0	0	1	0	0	0	0	0	0	0	0	0	0	0	0	0	0	0	0	0
66	3	0	0	0	0	0	1	2	0	0	0	0	0	0	0	0	0	0	0	0	0	0	0	0	0	0
67	0	0	0	0	0	0	0	0	0	0	0	0	0	0	0	0	0	0	0	0	0	0	0	0	0	0
68	0	0	0	0	0	0	0	0	0	0	0	0	0	0	0	0	0	0	0	0	0	0	0	0	0	0
69	0	0	0	0	0	0	0	0	0	0	0	0	0	0	0	0	0	0	0	0	0	0	0	0	0	0
70+	0	0	0	0	0	0	0	0	0	0	0	0	0	0	0	0	0	0	0	0	0	0	0	0	0	0
UNK	0	0	0	0	0	0	0	0	0	0	0	0	0	0	0	0	0	0	0	0	0	0	0	0	0	0
TOT	18,041	1	4	10	40	39	1,141	1,954	1,440	307	15	4	0	1	0	3	0	905	1,453	6,097	3,609	764	196	51	2	5
AVG	46.1	19.0	59.8	57.2	57.6	56.0	52.1	49.8	46.4	44.5	39.4	51.8	0.0	47.0	0.0	60.0	0.0	52.3	49.0	45.4	43.3	39.6	28.5	22.7	22.5	29.6

OFFICERS: AVE/ 49.1

ENLISTED: AVE/ 45.0

Number of Military Retirees Retired During FY2014 and Receiving Retired Pay by Rank and Age at Retirement

AIR FORCE

ALL RETIREES EXCLUDING RESERVE RETIRED

RETIRED AGE	TOTAL	UNK	O-10	O-9	O-8	O-7	O-6	O-5	O-4	O-3	O-2	O-1	W-5	W-4	W-3	W-2	W-1	E-9	E-8	E-7	E-6	E-5	E-4	E-3	E-2	E-1
17	0	0	0	0	0	0	0	0	0	0	0	0	0	0	0	0	0	0	0	0	0	0	0	0	0	0
18	0	0	0	0	0	0	0	0	0	0	0	0	0	0	0	0	0	0	0	0	0	0	0	0	0	0
19	7	1	0	0	0	0	0	0	0	0	0	0	0	0	0	0	0	0	0	0	0	0	0	5	0	1
20	8	0	0	0	0	0	0	0	0	0	0	0	0	0	0	0	0	0	0	0	0	0	1	7	0	0
21	15	0	0	0	0	0	0	0	0	0	0	0	0	0	0	0	0	0	0	0	0	0	6	8	0	1
22	19	0	0	0	0	0	0	0	0	0	0	0	0	0	0	0	0	0	0	0	0	2	11	5	1	0
23	41	0	0	0	0	0	0	0	0	0	0	0	0	0	0	0	0	0	0	0	0	3	24	13	1	0
24	45	0	0	0	0	0	0	0	0	0	1	0	0	0	0	0	0	0	0	0	0	9	29	5	0	1
25	53	0	0	0	0	0	0	0	0	1	5	0	0	0	0	0	0	0	0	0	0	15	28	4	0	0
26	44	0	0	0	0	0	0	0	0	2	1	0	0	0	0	0	0	0	0	0	0	29	12	0	0	0
27	41	0	0	0	0	0	0	0	0	3	1	1	0	0	0	0	0	0	0	0	0	20	15	1	0	0
28	49	0	0	0	0	0	0	0	0	5	0	0	0	0	0	0	0	0	0	0	3	28	13	0	0	0
29	60	0	0	0	0	0	0	0	0	8	1	0	0	0	0	0	0	0	0	0	9	31	9	2	0	0
30	62	0	0	0	0	0	0	0	0	4	0	0	0	0	0	0	0	0	0	0	13	44	1	0	0	0
31	56	0	0	0	0	0	0	0	0	5	0	0	0	0	0	0	0	0	0	1	14	33	3	0	0	0
32	55	0	0	0	0	0	0	0	3	2	0	0	0	0	0	0	0	0	0	1	25	22	2	0	0	0
33	137	0	0	0	0	0	0	0	4	2	0	0	0	0	0	0	0	0	1	17	96	14	3	0	0	0
34	308	0	0	0	0	0	0	0	3	3	0	0	0	0	0	0	0	0	1	33	237	29	2	0	0	0
35	375	0	0	0	0	0	0	0	3	2	0	0	0	0	0	0	0	0	2	80	252	33	3	0	0	0
36	423	0	0	0	0	0	0	0	13	6	0	0	0	0	0	0	0	0	0	108	249	44	3	0	0	0
37	512	0	0	0	0	0	0	2	25	15	0	0	0	0	0	0	0	0	7	179	230	53	1	0	0	0
38	1,001	0	0	0	0	0	0	3	57	13	0	0	0	0	0	0	0	2	23	417	429	50	7	0	0	0
39	1,171	0	0	0	0	0	0	10	55	27	0	0	0	0	0	0	0	4	53	564	407	42	8	1	0	0
40	1,060	0	0	0	0	0	0	14	80	16	0	0	0	0	0	0	0	5	58	606	248	32	1	0	0	0
41	924	0	0	0	0	0	0	46	105	28	0	0	0	0	0	0	0	2	70	491	147	30	4	0	0	1
42	1,247	0	0	0	0	0	1	138	157	21	0	0	0	0	0	0	0	8	93	701	119	9	0	0	0	0
43	1,156	0	0	0	0	0	3	182	176	22	0	0	0	0	0	0	0	9	98	549	100	14	2	0	0	1
44	871	0	0	0	0	0	6	183	116	19	0	0	0	0	0	0	0	31	177	280	51	7	1	0	0	0
45	700	0	0	0	0	0	22	172	106	10	0	0	0	0	0	0	0	27	116	215	28	3	1	0	0	0
46	585	0	0	0	0	0	49	146	102	8	0	0	0	0	0	0	0	32	69	145	31	3	0	0	0	0
47	531	0	0	0	0	0	93	131	47	4	0	0	0	1	0	0	0	60	44	117	28	5	1	0	0	0
48	508	0	0	0	0	0	115	96	27	1	0	0	0	0	0	0	0	116	44	98	10	1	0	0	0	0
49	464	0	0	0	0	1	152	70	20	2	0	0	0	0	0	0	0	95	49	59	15	1	0	0	0	0
50	380	0	0	0	0	1	138	61	18	2	0	0	0	0	0	0	0	66	37	51	6	0	0	0	0	0
51	252	0	0	0	0	5	72	48	12	0	0	0	0	0	0	0	0	47	28	34	6	0	0	0	0	0
52	209	0	0	0	0	5	88	20	10	0	0	0	0	0	0	0	0	38	18	21	5	4	0	0	0	0
53	146	0	0	0	1	3	50	27	8	2	0	0	0	0	0	0	0	21	12	19	3	0	0	0	0	0
54	107	0	0	0	2	1	25	15	11	0	0	0	0	0	0	0	0	25	11	15	1	1	0	0	0	0
55	87	0	0	0	10	1	19	22	7	1	0	0	0	0	0	0	0	9	8	5	5	0	0	0	0	0
56	94	0	0	5	6	2	32	12	8	1	0	0	0	0	0	0	0	5	12	8	3	0	0	0	0	0
57	53	0	1	2	1	1	14	10	3	1	0	0	0	0	0	0	0	5	4	11	0	0	0	0	0	0
58	46	0	0	1	1	0	16	9	4	0	0	0	0	0	0	0	0	7	3	5	0	0	0	0	0	0
59	32	0	0	0	2	0	11	3	1	0	0	0	0	0	0	0	0	5	2	7	1	0	0	0	0	0
60	19	0	1	2	2	0	4	6	2	0	0	0	0	0	0	0	0	0	0	2	0	0	0	0	0	0
61	15	0	2	0	0	0	8	4	1	0	0	0	0	0	0	0	0	0	0	0	0	0	0	0	0	0
62	14	0	0	0	0	0	9	5	0	0	0	0	0	0	0	0	0	0	0	0	0	0	0	0	0	0
63	1	0	0	0	0	0	0	1	0	0	0	0	0	0	0	0	0	0	0	0	0	0	0	0	0	0
64	4	0	0	0	0	0	3	1	0	0	0	0	0	0	0	0	0	0	0	0	0	0	0	0	0	0
65	0	0	0	0	0	0	0	0	0	0	0	0	0	0	0	0	0	0	0	0	0	0	0	0	0	0
66	0	0	0	0	0	0	0	0	0	0	0	0	0	0	0	0	0	0	0	0	0	0	0	0	0	0
67	0	0	0	0	0	0	0	0	0	0	0	0	0	0	0	0	0	0	0	0	0	0	0	0	0	0
68	0	0	0	0	0	0	0	0	0	0	0	0	0	0	0	0	0	0	0	0	0	0	0	0	0	0
69	0	0	0	0	0	0	0	0	0	0	0	0	0	0	0	0	0	0	0	0	0	0	0	0	0	0
70+	0	0	0	0	0	0	0	0	0	0	0	0	0	0	0	0	0	0	0	0	0	0	0	0	0	0
UNK	0	0	0	0	0	0	0	0	0	0	0	0	0	0	0	0	0	0	0	0	0	0	0	0	0	0
TOT	13,987	1	4	10	25	20	930	1,437	1,184	236	9	1	0	1	0	0	0	619	1,040	4,839	2,771	611	191	51	2	5
AVG	42.1	19.0	59.8	57.2	56.0	52.6	50.4	46.2	43.4	39.8	25.7	27.0	0.0	47.0	0.0	0.0	0.0	48.8	44.7	41.6	38.2	34.5	27.7	22.7	22.5	29.6

OFFICERS: AVE/ 46.0

ENLISTED: AVE/ 40.7

Number of Military Retirees Retired During FY2014 and Receiving Retired Pay by Rank and Age at Retirement

AIR FORCE DISABILITY ONLY

RETIRED AGE	TOTAL	UNK	O-10	O-9	O-8	O-7	O-6	O-5	O-4	O-3	O-2	O-1	W-5	W-4	W-3	W-2	W-1	E-9	E-8	E-7	E-6	E-5	E-4	E-3	E-2	E-1
17	0	0	0	0	0	0	0	0	0	0	0	0	0	0	0	0	0	0	0	0	0	0	0	0	0	0
18	0	0	0	0	0	0	0	0	0	0	0	0	0	0	0	0	0	0	0	0	0	0	0	0	0	0
19	7	1	0	0	0	0	0	0	0	0	0	0	0	0	0	0	0	0	0	0	0	0	0	5	0	1
20	8	0	0	0	0	0	0	0	0	0	0	0	0	0	0	0	0	0	0	0	0	0	1	7	0	0
21	15	0	0	0	0	0	0	0	0	0	0	0	0	0	0	0	0	0	0	0	0	0	6	8	0	1
22	19	0	0	0	0	0	0	0	0	0	0	0	0	0	0	0	0	0	0	0	0	2	11	5	1	0
23	41	0	0	0	0	0	0	0	0	0	0	0	0	0	0	0	0	0	0	0	0	3	24	13	1	0
24	45	0	0	0	0	0	0	0	0	0	1	0	0	0	0	0	0	0	0	0	0	9	29	5	0	1
25	53	0	0	0	0	0	0	0	0	1	5	0	0	0	0	0	0	0	0	0	0	15	28	4	0	0
26	44	0	0	0	0	0	0	0	0	2	1	0	0	0	0	0	0	0	0	0	0	29	12	0	0	0
27	41	0	0	0	0	0	0	0	0	3	1	1	0	0	0	0	0	0	0	0	0	20	15	1	0	0
28	49	0	0	0	0	0	0	0	0	5	0	0	0	0	0	0	0	0	0	0	3	28	13	0	0	0
29	60	0	0	0	0	0	0	0	0	8	1	0	0	0	0	0	0	0	0	0	9	31	9	2	0	0
30	62	0	0	0	0	0	0	0	0	4	0	0	0	0	0	0	0	0	0	0	13	44	1	0	0	0
31	56	0	0	0	0	0	0	0	0	5	0	0	0	0	0	0	0	0	0	1	14	33	3	0	0	0
32	44	0	0	0	0	0	0	0	3	2	0	0	0	0	0	0	0	0	0	1	14	22	2	0	0	0
33	44	0	0	0	0	0	0	0	4	2	0	0	0	0	0	0	0	0	0	2	22	11	3	0	0	0
34	40	0	0	0	0	0	0	0	2	2	0	0	0	0	0	0	0	0	0	2	20	12	2	0	0	0
35	36	0	0	0	0	0	0	0	1	1	0	0	0	0	0	0	0	0	0	9	18	7	0	0	0	0
36	46	0	0	0	0	0	0	0	2	1	0	0	0	0	0	0	0	0	0	12	22	9	0	0	0	0
37	42	0	0	0	0	0	0	1	3	2	0	0	0	0	0	0	0	0	1	5	21	9	0	0	0	0
38	30	0	0	0	0	0	0	0	4	2	0	0	0	0	0	0	0	0	0	10	12	1	1	0	0	0
39	35	0	0	0	0	0	0	1	3	3	0	0	0	0	0	0	0	0	3	16	8	1	0	0	0	0
40	43	0	0	0	0	0	0	1	2	0	0	0	0	0	0	0	0	0	1	24	11	4	0	0	0	0
41	43	0	0	0	0	0	0	0	7	1	0	0	0	0	0	0	0	0	3	17	12	2	1	0	0	0
42	27	0	0	0	0	0	1	1	5	1	0	0	0	0	0	0	0	0	3	10	3	3	0	0	0	0
43	36	0	0	0	0	0	0	1	4	1	0	0	0	0	0	0	0	1	1	17	8	2	1	0	0	0
44	27	0	0	0	0	0	1	0	8	0	0	0	0	0	0	0	0	1	4	6	6	1	0	0	0	0
45	25	0	0	0	0	0	0	4	2	3	0	0	0	0	0	0	0	0	6	5	3	2	0	0	0	0
46	32	0	0	0	0	0	0	1	7	3	0	0	0	0	0	0	0	2	0	15	4	0	0	0	0	0
47	19	0	0	0	0	0	0	0	1	1	0	0	0	0	0	0	0	3	2	5	6	0	1	0	0	0
48	10	0	0	0	0	0	0	1	0	1	0	0	0	0	0	0	0	3	1	4	0	0	0	0	0	0
49	16	0	0	0	0	0	2	0	0	0	0	0	0	0	0	0	0	1	3	6	4	0	0	0	0	0
50	14	0	0	0	0	0	0	1	3	1	0	0	0	0	0	0	0	0	2	4	3	0	0	0	0	0
51	12	0	0	0	0	0	0	1	2	0	0	0	0	0	0	0	0	0	3	4	2	0	0	0	0	0
52	11	0	0	0	0	0	0	2	0	0	0	0	0	0	0	0	0	2	2	2	2	1	0	0	0	0
53	9	0	0	0	0	0	0	1	1	1	0	0	0	0	0	0	0	0	1	3	2	0	0	0	0	0
54	7	0	0	0	0	0	0	1	1	0	0	0	0	0	0	0	0	1	1	2	0	1	0	0	0	0
55	8	0	0	0	0	0	0	1	0	0	0	0	0	0	0	0	0	0	1	2	4	0	0	0	0	0
56	5	0	0	0	0	0	1	1	0	0	0	0	0	0	0	0	0	0	1	0	2	0	0	0	0	0
57	6	0	0	0	0	0	0	1	1	0	0	0	0	0	0	0	0	0	2	0	0	0	0	0	0	0
58	0	0	0	0	0	0	0	0	0	0	0	0	0	0	0	0	0	0	0	0	0	0	0	0	0	0
59	4	0	0	0	0	0	0	1	0	0	0	0	0	0	0	0	0	1	0	1	1	0	0	0	0	0
60	1	0	0	0	0	0	0	0	0	0	0	0	0	0	0	0	0	0	0	1	0	0	0	0	0	0
61	0	0	0	0	0	0	0	0	0	0	0	0	0	0	0	0	0	0	0	0	0	0	0	0	0	0
62	0	0	0	0	0	0	0	0	0	0	0	0	0	0	0	0	0	0	0	0	0	0	0	0	0	0
63	0	0	0	0	0	0	0	0	0	0	0	0	0	0	0	0	0	0	0	0	0	0	0	0	0	0
64	0	0	0	0	0	0	0	0	0	0	0	0	0	0	0	0	0	0	0	0	0	0	0	0	0	0
65	0	0	0	0	0	0	0	0	0	0	0	0	0	0	0	0	0	0	0	0	0	0	0	0	0	0
66	0	0	0	0	0	0	0	0	0	0	0	0	0	0	0	0	0	0	0	0	0	0	0	0	0	0
67	0	0	0	0	0	0	0	0	0	0	0	0	0	0	0	0	0	0	0	0	0	0	0	0	0	0
68	0	0	0	0	0	0	0	0	0	0	0	0	0	0	0	0	0	0	0	0	0	0	0	0	0	0
69	0	0	0	0	0	0	0	0	0	0	0	0	0	0	0	0	0	0	0	0	0	0	0	0	0	0
70+	0	0	0	0	0	0	0	0	0	0	0	0	0	0	0	0	0	0	0	0	0	0	0	0	0	0
UNK	0	0	0	0	0	0	0	0	0	0	0	0	0	0	0	0	0	0	0	0	0	0	0	0	0	0
TOT	1,172	1	0	0	0	0	5	21	66	56	9	1	0	0	0	0	0	15	41	188	249	302	163	50	2	3
AVG	34.8	19.0	0.0	0.0	0.0	0.0	48.0	48.3	41.8	34.6	25.7	27.0	0.0	0.0	0.0	0.0	0.0	48.7	46.6	42.3	37.4	30.4	25.8	22.3	22.5	21.3

OFFICERS: AVE/ 39.3

ENLISTED: AVE/ 34.1

Number of Military Retirees Retired During FY2014 and Receiving Retired Pay by Rank and Age at Retirement

RETIRED AGE	DOD TOTAL										ALL RETIREES INCLUDING RESERVE RETIRED																
	TOTAL	UNK	O-10	O-9	O-8	O-7	O-6	O-5	O-4	O-3	O-2	O-1	W-5	W-4	W-3	W-2	W-1	E-9	E-8	E-7	E-6	E-5	E-4	E-3	E-2	E-1	
17	0	0	0	0	0	0	0	0	0	0	0	0	0	0	0	0	0	0	0	0	0	0	0	0	0	0	
18	6	0	0	0	0	0	0	0	0	0	0	0	0	0	0	0	0	0	0	0	0	0	0	0	3	3	
19	30	1	0	0	0	0	0	0	0	0	0	0	0	0	0	0	0	0	0	0	0	0	0	14	10	5	
20	54	1	0	0	0	0	0	0	0	0	0	0	0	0	0	0	0	0	0	0	0	0	9	29	13	2	
21	119	3	0	0	0	0	0	0	0	0	0	0	0	0	0	0	0	0	0	0	0	2	59	46	7	2	
22	195	1	0	0	0	0	0	0	0	0	0	0	0	0	0	0	0	0	0	1	0	16	117	45	10	5	
23	260	0	0	0	0	0	0	0	0	0	2	1	0	0	0	0	0	0	0	0	1	37	170	42	3	4	
24	298	0	0	0	0	0	0	0	0	0	3	1	0	0	0	0	0	0	0	0	6	86	163	31	6	2	
25	322	0	0	0	0	0	0	0	0	2	15	1	0	0	0	0	0	0	0	13	108	151	26	5	1		
26	313	0	0	0	0	0	0	0	0	7	8	2	0	0	0	0	0	0	0	20	124	132	14	4	2		
27	390	0	0	0	0	0	0	0	0	15	8	1	0	0	0	0	1	0	3	46	167	130	18	1	0		
28	387	0	0	0	0	0	0	0	0	18	6	1	0	0	0	1	0	0	4	61	169	118	8	1	0		
29	421	0	0	0	0	0	0	0	0	24	6	1	0	0	0	2	0	0	2	94	185	99	7	1	0		
30	458	0	0	0	0	0	0	0	0	28	5	0	0	0	0	8	0	0	17	124	195	69	10	1	1		
31	409	0	0	0	0	0	0	0	1	22	3	1	0	0	0	3	0	0	19	121	171	62	4	1	1		
32	364	0	0	0	0	0	0	0	7	23	0	0	0	0	0	4	0	0	23	135	119	50	3	0	0		
33	484	0	0	0	0	0	0	0	9	24	5	0	0	0	0	3	0	0	2	60	224	100	52	5	0	0	
34	713	0	0	0	0	0	0	0	8	24	7	0	0	0	1	6	1	0	4	83	411	119	46	1	2	0	
35	727	0	0	0	0	0	0	0	6	23	4	0	0	0	2	19	0	0	6	145	376	102	40	4	0	0	
36	757	0	0	0	0	0	0	0	30	25	2	0	0	0	4	13	0	0	5	156	385	103	33	1	0	0	
37	1,020	0	0	0	0	0	0	2	36	36	1	0	0	1	12	11	0	1	30	284	449	121	36	0	0	0	
38	2,845	0	0	0	0	0	0	3	93	50	3	0	0	6	39	34	1	10	184	952	1,234	205	30	1	0	0	
39	3,250	0	0	0	0	0	0	10	108	74	3	0	0	21	44	32	0	19	282	1,262	1,171	197	25	2	0	0	
40	2,961	0	0	0	0	0	0	16	163	73	1	0	0	22	61	24	0	23	270	1,276	829	177	26	0	0	0	
41	2,846	0	0	0	0	0	0	83	237	85	3	0	0	19	56	12	0	38	338	1,154	649	141	29	1	0	1	
42	3,397	0	0	0	0	0	1	292	390	85	4	0	1	51	33	27	0	46	366	1,426	550	111	13	1	0	0	
43	3,074	0	0	0	0	0	3	346	389	63	3	0	3	59	26	15	0	65	405	1,154	424	100	16	1	0	2	
44	2,754	0	0	0	0	0	9	394	314	75	2	0	2	51	22	7	0	116	545	789	341	70	17	0	0	0	
45	2,139	0	0	0	0	0	29	359	255	40	1	0	2	48	14	10	0	102	379	608	215	63	14	0	0	0	
46	1,758	0	0	1	0	0	83	328	205	28	4	0	3	35	15	5	0	104	272	432	174	51	17	0	1	0	
47	1,666	0	0	0	0	0	175	300	141	28	1	0	11	51	12	7	1	159	233	333	148	55	11	0	0	0	
48	1,746	0	0	0	0	0	225	253	99	21	0	0	27	51	15	2	0	349	198	325	131	44	6	0	0	0	
49	1,484	0	0	0	0	1	284	201	83	15	0	0	17	41	12	4	0	265	196	209	113	35	8	0	0	0	
50	1,327	0	0	0	1	1	317	183	71	16	0	0	8	23	11	3	0	213	152	196	88	42	2	0	0	0	
51	1,044	0	0	0	0	10	275	140	42	4	0	0	13	13	7	4	0	156	122	150	78	26	4	0	0	0	
52	854	0	0	0	1	15	289	84	22	3	1	0	15	17	5	4	0	115	80	130	59	10	4	0	0	0	
53	679	0	0	0	2	10	157	95	36	3	0	1	13	14	2	0	0	81	58	121	57	21	7	1	0	0	
54	451	0	0	0	3	7	95	54	23	3	0	0	9	11	3	4	0	56	53	69	42	19	0	0	0	0	
55	415	0	0	2	21	6	88	67	21	2	0	0	7	13	0	1	0	37	45	63	32	7	3	0	0	0	
56	416	0	0	7	16	5	93	64	21	4	0	0	9	11	4	1	0	35	54	60	25	7	0	0	0	0	
57	375	0	2	9	9	9	90	73	12	4	0	0	5	6	1	1	0	28	45	60	18	3	0	0	0	0	
58	425	1	1	3	15	3	85	57	17	9	0	0	6	14	3	0	0	52	60	65	29	4	1	0	0	0	
59	805	2	1	5	10	3	112	104	32	11	1	0	12	15	6	1	0	74	129	141	101	35	10	0	0	0	
60	13,201	5	2	5	21	31	866	1,600	970	324	21	8	28	106	71	40	1	480	1,241	2,667	2,940	1,511	252	6	0	5	
61	136	0	2	0	1	2	39	19	10	0	0	0	7	1	0	0	0	8	8	16	18	5	0	0	0	0	
62	150	0	1	3	5	3	53	34	3	0	0	0	10	9	1	0	0	3	8	5	10	2	0	0	0	0	
63	32	0	0	1	1	0	11	9	3	1	0	0	0	0	0	0	0	1	2	1	1	1	0	0	0	0	
64	22	0	0	0	4	1	10	6	1	0	0	0	0	0	0	0	0	0	0	0	0	0	0	0	0	0	0
65	8	0	0	0	0	0	6	1	1	0	0	0	0	0	0	0	0	0	0	0	0	0	0	0	0	0	0
66	12	0	0	1	0	0	7	4	0	0	0	0	0	0	0	0	0	0	0	0	0	0	0	0	0	0	0
67	3	0	0	0	0	0	3	0	0	0	0	0	0	0	0	0	0	0	0	0	0	0	0	0	0	0	0
68	9	0	0	0	1	0	5	3	0	0	0	0	0	0	0	0	0	0	0	0	0	0	0	0	0	0	0
69	1	0	0	0	0	0	1	0	0	0	0	0	0	0	0	0	0	0	0	0	0	0	0	0	0	0	0
70+	0	0	0	0	0	0	0	0	0	0	0	0	0	0	0	0	0	0	0	0	0	0	0	0	0	0	0
UNK	3	0	0	0	0	0	0	0	0	0	0	0	0	0	0	0	0	1	0	1	1	0	0	0	0	0	0
TOT	58,015	14	9	37	111	107	3,411	5,184	3,859	1,292	123	18	208	709	482	308	5	2,637	5,772	14,462	11,944	4,866	2,031	321	69	36	
AVG	46.5	42.9	59.4	58.0	57.8	56.1	54.0	51.4	48.2	45.2	37.2	42.9	53.4	48.9	45.3	42.8	41.2	51.0	48.4	45.8	44.8	43.2	33.1	24.9	22.8	29.1	

OFFICERS: AVE/ 50.2

ENLISTED: AVE/ 45.1

Number of Military Retirees Retired During FY2014 and Receiving Retired Pay by Rank and Age at Retirement

RETIRED AGE	DOD TOTAL										ALL RETIREES EXCLUDING RESERVE RETIRED																
	TOTAL	UNK	O-10	O-9	O-8	O-7	O-6	O-5	O-4	O-3	O-2	O-1	W-5	W-4	W-3	W-2	W-1	E-9	E-8	E-7	E-6	E-5	E-4	E-3	E-2	E-1	
17	0	0	0	0	0	0	0	0	0	0	0	0	0	0	0	0	0	0	0	0	0	0	0	0	0	0	
18	6	0	0	0	0	0	0	0	0	0	0	0	0	0	0	0	0	0	0	0	0	0	0	0	3	3	
19	30	1	0	0	0	0	0	0	0	0	0	0	0	0	0	0	0	0	0	0	0	0	14	10	5		
20	54	1	0	0	0	0	0	0	0	0	0	0	0	0	0	0	0	0	0	0	0	9	29	13	2		
21	119	3	0	0	0	0	0	0	0	0	0	0	0	0	0	0	0	0	0	0	2	59	46	7	2		
22	195	1	0	0	0	0	0	0	0	0	0	0	0	0	0	0	0	0	1	0	16	117	45	10	5		
23	260	0	0	0	0	0	0	0	0	2	1	0	0	0	0	0	0	0	0	1	37	170	42	3	4		
24	298	0	0	0	0	0	0	0	0	3	1	0	0	0	0	0	0	0	0	6	86	163	31	6	2		
25	322	0	0	0	0	0	0	0	0	2	15	1	0	0	0	0	0	0	0	13	108	151	26	5	1		
26	313	0	0	0	0	0	0	0	0	7	8	2	0	0	0	0	0	0	0	20	124	132	14	4	2		
27	390	0	0	0	0	0	0	0	0	15	8	1	0	0	0	1	0	0	3	46	167	130	18	1	0		
28	387	0	0	0	0	0	0	0	0	18	6	1	0	0	1	0	0	0	4	61	169	118	8	1	0		
29	421	0	0	0	0	0	0	0	0	24	6	1	0	0	2	0	0	0	2	94	185	99	7	1	0		
30	458	0	0	0	0	0	0	0	0	28	5	0	0	0	8	0	0	0	17	124	195	69	10	1	1		
31	409	0	0	0	0	0	0	0	1	22	3	1	0	0	3	0	0	0	19	121	171	62	4	1	1		
32	364	0	0	0	0	0	0	0	7	23	0	0	0	0	4	0	0	0	23	135	119	50	3	0	0		
33	484	0	0	0	0	0	0	0	9	24	5	0	0	0	3	0	0	2	60	224	100	52	5	0	0		
34	713	0	0	0	0	0	0	0	8	24	7	0	0	0	1	6	1	0	4	83	411	119	46	1	2	0	
35	727	0	0	0	0	0	0	0	6	23	4	0	0	0	2	19	0	0	6	145	376	102	40	4	0	0	
36	757	0	0	0	0	0	0	0	30	25	2	0	0	4	13	0	0	5	156	385	103	33	1	0	0		
37	1,020	0	0	0	0	0	0	2	36	36	1	0	0	1	12	11	0	1	30	284	449	121	36	0	0	0	
38	2,845	0	0	0	0	0	0	3	93	50	3	0	0	6	39	34	1	10	184	952	1,234	205	30	1	0	0	
39	3,250	0	0	0	0	0	0	10	108	74	3	0	0	21	44	32	0	19	282	1,262	1,171	197	25	2	0	0	
40	2,961	0	0	0	0	0	0	16	163	73	1	0	0	22	61	24	0	23	270	1,276	829	177	26	0	0	0	
41	2,846	0	0	0	0	0	0	83	237	85	3	0	0	19	56	12	0	38	338	1,154	649	141	29	1	0	1	
42	3,397	0	0	0	0	0	1	292	390	85	4	0	1	51	33	27	0	46	366	1,426	550	111	13	1	0	0	
43	3,074	0	0	0	0	0	3	346	389	63	3	0	3	59	26	15	0	65	405	1,154	424	100	16	1	0	2	
44	2,754	0	0	0	0	0	9	394	314	75	2	0	2	51	22	7	0	116	545	789	341	70	17	0	0	0	
45	2,139	0	0	0	0	0	29	359	255	40	1	0	2	48	14	10	0	102	379	608	215	63	14	0	0	0	
46	1,758	0	0	1	0	0	83	328	205	28	4	0	3	35	15	5	0	104	272	432	174	51	17	0	1	0	
47	1,666	0	0	0	0	0	175	300	141	28	1	0	11	51	12	7	1	159	233	333	148	55	11	0	0	0	
48	1,746	0	0	0	0	0	225	253	99	21	0	0	27	51	15	2	0	349	198	325	131	44	6	0	0	0	
49	1,484	0	0	0	0	1	284	201	83	15	0	0	17	41	12	4	0	265	196	209	113	35	8	0	0	0	
50	1,327	0	0	0	1	1	317	183	71	16	0	0	8	23	11	3	0	213	152	196	88	42	2	0	0	0	
51	1,044	0	0	0	0	10	275	140	42	4	0	0	13	13	7	4	0	156	122	150	78	26	4	0	0	0	
52	854	0	0	0	1	15	289	84	22	3	1	0	15	17	5	4	0	115	80	130	59	10	4	0	0	0	
53	679	0	0	0	2	10	157	95	36	3	0	1	13	14	2	0	0	81	58	121	57	21	7	1	0	0	
54	447	0	0	0	3	7	95	52	23	3	0	0	9	11	3	4	0	56	52	68	42	19	0	0	0	0	
55	383	0	0	1	21	6	84	54	21	2	0	0	6	12	0	0	0	36	41	57	32	7	3	0	0	0	
56	355	0	0	7	14	4	82	45	18	4	0	0	8	10	4	1	0	29	47	53	23	6	0	0	0	0	
57	246	0	2	9	7	6	67	37	4	3	0	0	4	4	0	1	0	18	29	42	11	2	0	0	0	0	
58	206	0	1	3	7	0	44	25	7	4	0	0	4	9	3	0	0	26	27	31	11	3	1	0	0	0	
59	150	0	1	5	4	0	34	12	6	2	0	0	6	4	1	0	0	18	22	20	13	2	0	0	0	0	
60	111	0	2	5	3	0	26	18	7	0	0	0	5	2	0	1	0	14	9	12	4	3	0	0	0	0	
61	63	0	2	0	0	1	21	12	4	0	0	0	2	1	0	0	0	5	5	7	3	0	0	0	0	0	
62	74	0	1	3	0	0	33	24	2	0	0	0	2	2	1	0	0	1	3	1	1	0	0	0	0	0	
63	18	0	0	1	0	0	5	5	3	1	0	0	0	0	0	0	0	0	1	1	1	0	0	0	0	0	
64	7	0	0	0	1	0	4	2	0	0	0	0	0	0	0	0	0	0	0	0	0	0	0	0	0	0	
65	4	0	0	0	0	0	4	0	0	0	0	0	0	0	0	0	0	0	0	0	0	0	0	0	0	0	0
66	5	0	0	0	0	0	3	2	0	0	0	0	0	0	0	0	0	0	0	0	0	0	0	0	0	0	0
67	0	0	0	0	0	0	0	0	0	0	0	0	0	0	0	0	0	0	0	0	0	0	0	0	0	0	0
68	4	0	0	0	0	0	2	2	0	0	0	0	0	0	0	0	0	0	0	0	0	0	0	0	0	0	0
69	0	0	0	0	0	0	0	0	0	0	0	0	0	0	0	0	0	0	0	0	0	0	0	0	0	0	0
70+	0	0	0	0	0	0	0	0	0	0	0	0	0	0	0	0	0	0	0	0	0	0	0	0	0	0	0
UNK	3	0	0	0	0	0	0	0	0	0	0	0	0	0	0	0	0	1	0	1	1	0	0	0	0	0	0
TOT	43,627	6	9	35	64	61	2,351	3,379	2,840	953	101	10	161	578	405	267	4	2,066	4,363	11,607	8,869	3,314	1,769	315	69	31	
AVG	42.1	20.7	59.4	57.8	56.2	53.3	51.3	47.0	43.9	39.9	32.3	29.2	51.5	46.4	42.6	40.2	36.5	48.6	44.7	42.4	39.6	35.4	29.1	24.2	22.8	24.1	

OFFICERS: AVE/ 46.2

ENLISTED: AVE/ 40.6

Number of Military Retirees Retired During FY2014 and Receiving Retired Pay by Rank and Age at Retirement

RETIRED AGE	DOD TOTAL										NON DISABILITY INCLUDING RESERVE RETIRED															
	TOTAL	UNK	O-10	O-9	O-8	O-7	O-6	O-5	O-4	O-3	O-2	O-1	W-5	W-4	W-3	W-2	W-1	E-9	E-8	E-7	E-6	E-5	E-4	E-3	E-2	E-1
17	0	0	0	0	0	0	0	0	0	0	0	0	0	0	0	0	0	0	0	0	0	0	0	0	0	0
18	0	0	0	0	0	0	0	0	0	0	0	0	0	0	0	0	0	0	0	0	0	0	0	0	0	0
19	0	0	0	0	0	0	0	0	0	0	0	0	0	0	0	0	0	0	0	0	0	0	0	0	0	0
20	0	0	0	0	0	0	0	0	0	0	0	0	0	0	0	0	0	0	0	0	0	0	0	0	0	0
21	0	0	0	0	0	0	0	0	0	0	0	0	0	0	0	0	0	0	0	0	0	0	0	0	0	0
22	0	0	0	0	0	0	0	0	0	0	0	0	0	0	0	0	0	0	0	0	0	0	0	0	0	0
23	0	0	0	0	0	0	0	0	0	0	0	0	0	0	0	0	0	0	0	0	0	0	0	0	0	0
24	0	0	0	0	0	0	0	0	0	0	0	0	0	0	0	0	0	0	0	0	0	0	0	0	0	0
25	0	0	0	0	0	0	0	0	0	0	0	0	0	0	0	0	0	0	0	0	0	0	0	0	0	0
26	0	0	0	0	0	0	0	0	0	0	0	0	0	0	0	0	0	0	0	0	0	0	0	0	0	0
27	0	0	0	0	0	0	0	0	0	0	0	0	0	0	0	0	0	0	0	0	0	0	0	0	0	0
28	0	0	0	0	0	0	0	0	0	0	0	0	0	0	0	0	0	0	0	0	0	0	0	0	0	0
29	0	0	0	0	0	0	0	0	0	0	0	0	0	0	0	0	0	0	0	0	0	0	0	0	0	0
30	0	0	0	0	0	0	0	0	0	0	0	0	0	0	0	0	0	0	0	0	0	0	0	0	0	0
31	0	0	0	0	0	0	0	0	0	0	0	0	0	0	0	0	0	0	0	0	0	0	0	0	0	0
32	15	0	0	0	0	0	0	0	0	0	0	0	0	0	0	0	0	0	0	0	15	0	0	0	0	0
33	141	0	0	0	0	0	0	0	0	1	0	0	0	0	1	0	0	0	1	25	110	3	0	0	0	0
34	358	0	0	0	0	0	0	0	0	1	3	0	0	0	1	5	0	0	2	47	282	17	0	0	0	0
35	426	0	0	0	0	0	0	0	0	2	3	0	0	0	1	9	0	0	2	99	281	26	3	0	0	0
36	462	0	0	0	0	0	0	0	0	15	11	0	0	0	1	8	0	0	2	107	280	35	3	0	0	0
37	752	0	0	0	0	0	0	0	1	29	27	0	0	0	1	11	9	0	1	23	244	352	53	1	0	0
38	2,589	0	0	0	0	0	0	0	3	83	39	0	0	0	5	36	30	0	10	175	891	1,157	149	10	1	0
39	2,976	0	0	0	0	0	0	0	9	94	61	2	0	0	16	43	28	0	19	263	1,190	1,090	151	9	1	0
40	2,618	0	0	0	0	0	0	0	13	150	61	0	0	0	20	55	19	0	21	255	1,185	721	115	3	0	0
41	2,514	0	0	0	0	0	0	0	82	221	67	1	0	0	17	50	9	0	35	313	1,073	544	94	6	1	0
42	3,085	0	0	0	0	0	0	0	289	368	65	2	0	1	47	28	25	0	43	337	1,339	480	58	2	1	0
43	2,795	0	0	0	0	0	0	3	337	371	51	0	0	3	54	24	11	0	60	385	1,074	355	61	3	1	0
44	2,485	0	0	0	0	0	0	8	390	289	60	1	0	2	48	20	6	0	100	522	728	276	34	1	0	0
45	1,899	0	0	0	0	0	0	28	346	246	24	0	0	2	47	13	9	0	94	348	546	168	25	3	0	0
46	1,514	0	0	1	0	0	0	83	317	190	17	1	0	3	34	13	3	0	98	249	366	118	18	2	0	1
47	1,453	0	0	0	0	0	0	174	287	122	18	0	0	11	50	8	7	1	153	210	290	100	22	0	0	0
48	1,579	0	0	0	0	0	0	224	240	93	10	0	0	27	50	12	1	0	341	182	288	90	21	0	0	0
49	1,319	0	0	0	0	1	0	277	192	77	8	0	0	17	40	11	4	0	255	168	176	81	12	0	0	0
50	1,137	0	0	0	1	1	0	312	165	54	6	0	0	8	20	8	2	0	203	131	158	51	17	0	0	0
51	895	0	0	0	0	10	0	275	127	30	2	0	0	13	12	6	2	0	148	100	118	47	5	0	0	0
52	748	0	0	0	1	15	0	286	75	19	2	0	0	15	14	4	3	0	105	67	104	35	3	0	0	0
53	555	0	0	0	2	10	0	150	90	26	2	0	0	13	13	1	0	0	79	48	81	30	9	0	1	0
54	369	0	0	0	3	7	0	93	49	17	1	0	0	9	9	3	1	0	52	37	54	27	7	0	0	0
55	338	0	0	2	21	6	0	87	62	20	2	0	0	6	11	0	1	0	34	36	38	12	0	0	0	0
56	350	0	0	7	16	5	0	91	58	19	1	0	0	7	9	2	0	0	35	40	44	13	3	0	0	0
57	326	0	2	9	9	8	0	86	66	11	3	0	0	5	5	1	1	0	25	37	44	13	1	0	0	0
58	383	1	1	3	15	3	0	85	56	16	7	0	0	6	10	1	0	0	50	50	55	22	2	0	0	0
59	759	2	1	5	10	3	0	110	101	29	9	1	0	12	15	5	1	0	70	118	133	91	33	10	0	0
60	13,182	5	2	5	21	31	0	864	1,598	968	324	21	8	28	106	71	40	1	478	1,237	2,665	2,936	1,510	252	6	0
61	125	0	2	0	1	2	0	39	16	9	0	0	0	7	1	0	0	0	8	6	13	16	5	0	0	0
62	145	0	1	3	5	3	0	53	33	2	0	0	0	10	8	1	0	0	3	8	4	9	2	0	0	0
63	30	0	0	1	1	0	0	11	9	3	1	0	0	0	0	0	0	0	1	1	0	1	1	0	0	0
64	22	0	0	0	4	1	0	10	6	1	0	0	0	0	0	0	0	0	0	0	0	0	0	0	0	0
65	8	0	0	0	0	0	0	6	1	1	0	0	0	0	0	0	0	0	0	0	0	0	0	0	0	0
66	12	0	0	1	0	0	0	7	4	0	0	0	0	0	0	0	0	0	0	0	0	0	0	0	0	0
67	3	0	0	0	0	0	0	3	0	0	0	0	0	0	0	0	0	0	0	0	0	0	0	0	0	0
68	9	0	0	0	1	0	0	5	3	0	0	0	0	0	0	0	0	0	0	0	0	0	0	0	0	0
69	1	0	0	0	0	0	0	1	0	0	0	0	0	0	0	0	0	0	0	0	0	0	0	0	0	0
70+	0	0	0	0	0	0	0	0	0	0	0	0	0	0	0	0	0	0	0	0	0	0	0	0	0	0
UNK	3	0	0	0	0	0	0	0	0	0	0	0	0	0	0	0	0	1	0	1	1	0	0	0	0	0
TOT	48,380	8	9	37	111	106	3,371	5,025	3,576	886	29	8	205	662	430	235	2	2,522	5,353	13,180	9,804	2,492	308	12	1	8
AVG	48.6	59.5	59.4	58.0	57.8	56.1	54.0	51.5	48.5	48.8	55.6	60.0	53.4	49.0	45.4	44.2	53.5	51.1	48.5	46.1	46.3	52.7	57.0	51.3	46.0	53.4

OFFICERS: AVE/ 50.9

ENLISTED: AVE/ 47.5

Number of Military Retirees Retired During FY2014 and Receiving Retired Pay by Rank and Age at Retirement

RETIRED AGE	DOD TOTAL										NON DISABILITY EXCLUDING RESERVE RETIRED																					
	TOTAL	UNK	O-10	O-9	O-8	O-7	O-6	O-5	O-4	O-3	O-2	O-1	W-5	W-4	W-3	W-2	W-1	E-9	E-8	E-7	E-6	E-5	E-4	E-3	E-2	E-1						
17	0	0	0	0	0	0	0	0	0	0	0	0	0	0	0	0	0	0	0	0	0	0	0	0	0	0						
18	0	0	0	0	0	0	0	0	0	0	0	0	0	0	0	0	0	0	0	0	0	0	0	0	0	0						
19	0	0	0	0	0	0	0	0	0	0	0	0	0	0	0	0	0	0	0	0	0	0	0	0	0	0						
20	0	0	0	0	0	0	0	0	0	0	0	0	0	0	0	0	0	0	0	0	0	0	0	0	0	0						
21	0	0	0	0	0	0	0	0	0	0	0	0	0	0	0	0	0	0	0	0	0	0	0	0	0	0						
22	0	0	0	0	0	0	0	0	0	0	0	0	0	0	0	0	0	0	0	0	0	0	0	0	0	0						
23	0	0	0	0	0	0	0	0	0	0	0	0	0	0	0	0	0	0	0	0	0	0	0	0	0	0						
24	0	0	0	0	0	0	0	0	0	0	0	0	0	0	0	0	0	0	0	0	0	0	0	0	0	0						
25	0	0	0	0	0	0	0	0	0	0	0	0	0	0	0	0	0	0	0	0	0	0	0	0	0	0						
26	0	0	0	0	0	0	0	0	0	0	0	0	0	0	0	0	0	0	0	0	0	0	0	0	0	0						
27	0	0	0	0	0	0	0	0	0	0	0	0	0	0	0	0	0	0	0	0	0	0	0	0	0	0						
28	0	0	0	0	0	0	0	0	0	0	0	0	0	0	0	0	0	0	0	0	0	0	0	0	0	0						
29	0	0	0	0	0	0	0	0	0	0	0	0	0	0	0	0	0	0	0	0	0	0	0	0	0	0						
30	0	0	0	0	0	0	0	0	0	0	0	0	0	0	0	0	0	0	0	0	0	0	0	0	0	0						
31	0	0	0	0	0	0	0	0	0	0	0	0	0	0	0	0	0	0	0	0	0	0	0	0	0	0						
32	15	0	0	0	0	0	0	0	0	0	0	0	0	0	0	0	0	0	0	0	15	0	0	0	0	0						
33	141	0	0	0	0	0	0	0	0	0	1	0	0	0	0	1	0	0	1	25	110	3	0	0	0	0						
34	358	0	0	0	0	0	0	0	0	1	3	0	0	0	1	5	0	0	2	47	282	17	0	0	0	0						
35	426	0	0	0	0	0	0	0	0	2	3	0	0	0	1	9	0	0	2	99	281	26	3	0	0	0						
36	462	0	0	0	0	0	0	0	0	15	11	0	0	0	1	8	0	0	2	107	280	35	3	0	0	0						
37	752	0	0	0	0	0	0	0	1	29	27	0	0	0	1	11	9	1	23	244	352	53	1	0	0	0						
38	2,589	0	0	0	0	0	0	0	3	83	39	0	0	0	5	36	30	0	10	175	891	1,157	149	10	1	0	0					
39	2,976	0	0	0	0	0	0	0	9	94	61	2	0	0	16	43	28	0	19	263	1,190	1,090	151	9	1	0	0					
40	2,618	0	0	0	0	0	0	0	13	150	61	0	0	0	20	55	19	0	21	255	1,185	721	115	3	0	0	0					
41	2,514	0	0	0	0	0	0	0	82	221	67	1	0	0	17	50	9	0	35	313	1,073	544	94	6	1	0	1					
42	3,085	0	0	0	0	0	0	0	289	368	65	2	0	1	47	28	25	0	43	337	1,339	480	58	2	1	0	0					
43	2,795	0	0	0	0	0	0	3	337	371	51	0	0	3	54	24	11	0	60	385	1,074	355	61	3	1	0	2					
44	2,485	0	0	0	0	0	0	8	390	289	60	1	0	2	48	20	6	0	100	522	728	276	34	1	0	0	0					
45	1,899	0	0	0	0	0	28	346	246	24	0	0	2	47	13	9	0	94	348	546	168	25	3	0	0	0	0					
46	1,514	0	0	1	0	0	83	317	190	17	1	0	3	34	13	3	0	98	249	366	118	18	2	0	1	0	0					
47	1,453	0	0	0	0	0	174	287	122	18	0	0	11	50	8	7	1	153	210	290	100	22	0	0	0	0	0					
48	1,579	0	0	0	0	0	224	240	93	10	0	0	27	50	12	1	0	341	182	288	90	21	0	0	0	0	0	0				
49	1,319	0	0	0	0	1	277	192	77	8	0	0	17	40	11	4	0	255	168	176	81	12	0	0	0	0	0	0				
50	1,137	0	0	0	1	1	312	165	54	6	0	0	8	20	8	2	0	203	131	158	51	17	0	0	0	0	0	0				
51	895	0	0	0	0	10	275	127	30	2	0	0	13	12	6	2	0	148	100	118	47	5	0	0	0	0	0	0				
52	748	0	0	0	1	15	286	75	19	2	0	0	15	14	4	3	0	105	67	104	35	3	0	0	0	0	0	0				
53	555	0	0	0	2	10	150	90	26	2	0	0	13	13	1	0	0	79	48	81	30	9	0	1	0	0	0	0				
54	365	0	0	0	3	7	93	47	17	1	0	0	9	9	3	1	0	52	36	53	27	7	0	0	0	0	0	0				
55	306	0	0	1	21	6	83	49	20	2	0	0	5	10	0	0	0	33	32	32	12	0	0	0	0	0	0	0	0			
56	289	0	0	7	14	4	80	39	16	1	0	0	6	8	2	0	0	29	33	37	11	2	0	0	0	0	0	0	0			
57	197	0	2	9	7	5	63	30	3	2	0	0	4	3	0	1	0	15	21	26	6	0	0	0	0	0	0	0	0			
58	164	0	1	3	7	0	44	24	6	2	0	0	4	5	1	0	0	24	17	21	4	1	0	0	0	0	0	0	0			
59	104	0	1	5	4	0	32	9	3	0	0	0	6	4	0	0	0	14	11	12	3	0	0	0	0	0	0	0	0	0		
60	92	0	2	5	3	0	24	16	5	0	0	0	5	2	0	1	0	12	5	10	0	2	0	0	0	0	0	0	0	0		
61	52	0	2	0	0	1	21	9	3	0	0	0	2	1	0	0	0	5	3	4	1	0	0	0	0	0	0	0	0	0		
62	69	0	1	3	0	0	33	23	1	0	0	0	2	1	1	0	0	1	3	0	0	0	0	0	0	0	0	0	0	0		
63	16	0	0	1	0	0	5	5	3	1	0	0	0	0	0	0	0	0	0	0	1	0	0	0	0	0	0	0	0	0		
64	7	0	0	0	1	0	4	2	0	0	0	0	0	0	0	0	0	0	0	0	0	0	0	0	0	0	0	0	0	0		
65	4	0	0	0	0	0	4	0	0	0	0	0	0	0	0	0	0	0	0	0	0	0	0	0	0	0	0	0	0	0	0	
66	5	0	0	0	0	0	3	2	0	0	0	0	0	0	0	0	0	0	0	0	0	0	0	0	0	0	0	0	0	0	0	
67	0	0	0	0	0	0	0	0	0	0	0	0	0	0	0	0	0	0	0	0	0	0	0	0	0	0	0	0	0	0	0	
68	4	0	0	0	0	0	2	2	0	0	0	0	0	0	0	0	0	0	0	0	0	0	0	0	0	0	0	0	0	0	0	
69	0	0	0	0	0	0	0	0	0	0	0	0	0	0	0	0	0	0	0	0	0	0	0	0	0	0	0	0	0	0	0	
70+	0	0	0	0	0	0	0	0	0	0	0	0	0	0	0	0	0	0	0	0	0	0	0	0	0	0	0	0	0	0	0	0
UNK	3	0	0	0	0	0	0	0	0	0	0	0	0	0	0	0	0	1	0	1	1	0	0	0	0	0	0	0	0	0	0	0
TOT	33,992	0	9	35	64	60	2,311	3,220	2,557	547	7	0	158	531	353	194	1	1,951	3,944	10,325	6,729	940	46	6	1	3						
AVG	43.8	0.0	59.4	57.8	56.2	53.3	51.3	46.8	44.0	42.0	41.9	0.0	51.4	46.3	42.3	40.9	47.0	48.6	44.5	42.3	40.1	40.8	39.8	42.7	46.0	42.3						

OFFICERS: AVE/ 46.8

ENLISTED: AVE/ 42.5

Number of Military Retirees Retired During FY2014 and Receiving Retired Pay by Rank and Age at Retirement

RETIRED AGE	DOD TOTAL											DISABILITY ONLY															
	TOTAL	UNK	O-10	O-9	O-8	O-7	O-6	O-5	O-4	O-3	O-2	O-1	W-5	W-4	W-3	W-2	W-1	E-9	E-8	E-7	E-6	E-5	E-4	E-3	E-2	E-1	
17	0	0	0	0	0	0	0	0	0	0	0	0	0	0	0	0	0	0	0	0	0	0	0	0	0	0	0
18	6	0	0	0	0	0	0	0	0	0	0	0	0	0	0	0	0	0	0	0	0	0	0	0	3	3	
19	30	1	0	0	0	0	0	0	0	0	0	0	0	0	0	0	0	0	0	0	0	0	14	10	5	5	
20	54	1	0	0	0	0	0	0	0	0	0	0	0	0	0	0	0	0	0	0	0	9	29	13	2	2	
21	119	3	0	0	0	0	0	0	0	0	0	0	0	0	0	0	0	0	0	0	2	59	46	7	2	2	
22	195	1	0	0	0	0	0	0	0	0	0	0	0	0	0	0	0	0	0	1	0	16	117	45	10	5	
23	260	0	0	0	0	0	0	0	0	0	2	1	0	0	0	0	0	0	0	0	1	37	170	42	3	4	
24	298	0	0	0	0	0	0	0	0	0	3	1	0	0	0	0	0	0	0	0	6	86	163	31	6	2	
25	322	0	0	0	0	0	0	0	0	2	15	1	0	0	0	0	0	0	0	0	13	108	151	26	5	1	
26	313	0	0	0	0	0	0	0	0	7	8	2	0	0	0	0	0	0	0	0	20	124	132	14	4	2	
27	390	0	0	0	0	0	0	0	0	15	8	1	0	0	0	0	1	0	0	3	46	167	130	18	1	0	
28	387	0	0	0	0	0	0	0	0	18	6	1	0	0	0	1	0	0	0	4	61	169	118	8	1	0	
29	421	0	0	0	0	0	0	0	0	24	6	1	0	0	0	2	0	0	0	2	94	185	99	7	1	0	
30	458	0	0	0	0	0	0	0	0	28	5	0	0	0	0	8	0	0	0	17	124	195	69	10	1	1	
31	409	0	0	0	0	0	0	0	1	22	3	1	0	0	0	3	0	0	0	19	121	171	62	4	1	1	
32	349	0	0	0	0	0	0	0	7	23	0	0	0	0	0	4	0	0	0	23	120	119	50	3	0	0	
33	343	0	0	0	0	0	0	0	9	23	5	0	0	0	0	2	0	0	1	35	114	97	52	5	0	0	
34	355	0	0	0	0	0	0	0	7	21	7	0	0	0	0	1	1	0	2	36	129	102	46	1	2	0	
35	301	0	0	0	0	0	0	0	4	20	4	0	0	0	1	10	0	0	4	46	95	76	37	4	0	0	
36	295	0	0	0	0	0	0	0	15	14	2	0	0	0	3	5	0	0	3	49	105	68	30	1	0	0	
37	268	0	0	0	0	0	0	1	7	9	1	0	0	0	1	2	0	0	7	40	97	68	35	0	0	0	
38	256	0	0	0	0	0	0	0	10	11	3	0	0	1	3	4	1	0	9	61	77	56	20	0	0	0	
39	274	0	0	0	0	0	0	1	14	13	1	0	0	5	1	4	0	0	19	72	81	46	16	1	0	0	
40	343	0	0	0	0	0	0	3	13	12	1	0	0	2	6	5	0	2	15	91	108	62	23	0	0	0	
41	332	0	0	0	0	0	0	1	16	18	2	0	0	2	6	3	0	3	25	81	105	47	23	0	0	0	
42	312	0	0	0	0	0	1	3	22	20	2	0	0	4	5	2	0	3	29	87	70	53	11	0	0	0	
43	279	0	0	0	0	0	0	9	18	12	3	0	0	5	2	4	0	5	20	80	69	39	13	0	0	0	
44	269	0	0	0	0	0	1	4	25	15	1	0	0	3	2	1	0	16	23	61	65	36	16	0	0	0	
45	240	0	0	0	0	0	1	13	9	16	1	0	0	1	1	1	0	8	31	62	47	38	11	0	0	0	
46	244	0	0	0	0	0	0	11	15	11	3	0	0	1	2	2	0	6	23	66	56	33	15	0	0	0	
47	213	0	0	0	0	0	1	13	19	10	1	0	0	1	4	0	0	6	23	43	48	33	11	0	0	0	
48	167	0	0	0	0	0	1	13	6	11	0	0	0	1	3	1	0	8	16	37	41	23	6	0	0	0	
49	165	0	0	0	0	0	7	9	6	7	0	0	0	1	1	0	0	10	28	33	32	23	8	0	0	0	
50	190	0	0	0	0	0	5	18	17	10	0	0	0	3	3	1	0	10	21	38	37	25	2	0	0	0	
51	149	0	0	0	0	0	0	13	12	2	0	0	0	1	1	2	0	8	22	32	31	21	4	0	0	0	
52	106	0	0	0	0	0	3	9	3	1	1	0	0	3	1	1	0	10	13	26	24	7	4	0	0	0	
53	124	0	0	0	0	0	7	5	10	1	0	1	0	1	1	0	0	2	10	40	27	12	7	0	0	0	
54	82	0	0	0	0	0	2	5	6	2	0	0	0	2	0	3	0	4	16	15	15	12	0	0	0	0	
55	77	0	0	0	0	0	1	5	1	0	0	0	1	2	0	0	0	3	9	25	20	7	3	0	0	0	
56	66	0	0	0	0	0	2	6	2	3	0	0	2	2	1	0	0	0	14	16	12	4	0	0	0	0	
57	49	0	0	0	0	1	4	7	1	1	0	0	0	1	0	0	0	3	8	16	5	2	0	0	0	0	
58	42	0	0	0	0	0	0	1	1	2	0	0	0	4	2	0	0	2	10	10	7	2	1	0	0	0	
59	46	0	0	0	0	0	2	3	3	2	0	0	0	0	1	0	0	4	11	8	10	2	0	0	0	0	
60	19	0	0	0	0	0	2	2	2	0	0	0	0	0	0	0	0	2	4	2	4	1	0	0	0	0	
61	11	0	0	0	0	0	0	3	1	0	0	0	0	0	0	0	0	0	2	3	2	0	0	0	0	0	
62	5	0	0	0	0	0	0	1	1	0	0	0	0	1	0	0	0	0	0	1	1	0	0	0	0	0	
63	2	0	0	0	0	0	0	0	0	0	0	0	0	0	0	0	0	0	1	1	0	0	0	0	0	0	
64	0	0	0	0	0	0	0	0	0	0	0	0	0	0	0	0	0	0	0	0	0	0	0	0	0	0	
65	0	0	0	0	0	0	0	0	0	0	0	0	0	0	0	0	0	0	0	0	0	0	0	0	0	0	0
66	0	0	0	0	0	0	0	0	0	0	0	0	0	0	0	0	0	0	0	0	0	0	0	0	0	0	0
67	0	0	0	0	0	0	0	0	0	0	0	0	0	0	0	0	0	0	0	0	0	0	0	0	0	0	0
68	0	0	0	0	0	0	0	0	0	0	0	0	0	0	0	0	0	0	0	0	0	0	0	0	0	0	0
69	0	0	0	0	0	0	0	0	0	0	0	0	0	0	0	0	0	0	0	0	0	0	0	0	0	0	0
70+	0	0	0	0	0	0	0	0	0	0	0	0	0	0	0	0	0	0	0	0	0	0	0	0	0	0	0
UNK	0	0	0	0	0	0	0	0	0	0	0	0	0	0	0	0	0	0	0	0	0	0	0	0	0	0	0
TOT	9,635	6	0	0	0	1	40	159	283	406	94	10	3	47	52	73	3	115	419	1,282	2,140	2,374	1,723	309	68	28	
AVG	36.1	20.7	0.0	0.0	0.0	57.0	52.2	49.5	43.7	37.2	31.6	29.2	55.7	47.6	44.5	38.2	33.0	48.7	47.0	42.8	37.9	33.2	28.9	23.9	22.4	22.1	

OFFICERS: AVE/ 41.3

ENLISTED: AVE/ 35.4

Number of Military Retirees Retired During FY2014 and Receiving Retired Pay by Rank and Years of Service

YOS	ARMY											ALL RETIREES EXCLUDING RESERVE RETIRED														
	TOTAL	UNK	O-10	O-9	O-8	O-7	O-6	O-5	O-4	O-3	O-2	O-1	W-5	W-4	W-3	W-2	W-1	E-9	E-8	E-7	E-6	E-5	E-4	E-3	E-2	E-1
0	51	0	0	0	0	0	0	0	0	0	1	0	0	0	0	0	0	0	0	0	0	1	6	15	22	6
1	120	2	0	0	0	0	0	0	1	2	3	2	0	0	0	0	0	0	0	0	0	11	34	50	9	6
2	269	1	0	0	0	0	0	0	0	3	8	0	0	0	0	0	0	0	0	0	5	49	172	26	3	2
3	508	2	0	0	0	0	0	0	3	14	12	0	0	0	0	0	0	0	1	4	20	117	303	23	4	5
4	472	0	0	0	0	0	0	1	1	17	16	0	0	0	0	2	0	2	5	31	150	234	10	2	1	
5	515	0	0	0	0	0	1	2	3	25	7	0	0	1	4	0	0	3	21	68	218	153	7	2	0	
6	519	0	0	0	0	0	1	3	6	31	5	1	0	1	3	3	0	2	10	19	98	202	127	4	2	1
7	537	0	0	0	0	0	0	2	13	30	1	0	0	0	4	4	0	4	12	26	130	196	111	3	1	0
8	520	0	0	0	0	0	3	12	18	27	3	0	0	0	2	0	5	17	41	154	161	73	3	1	0	
9	514	0	0	0	0	0	2	7	21	29	4	1	1	2	1	4	0	4	19	64	190	124	40	1	0	0
10	388	0	0	0	0	0	1	10	14	19	4	0	0	1	0	6	0	4	17	45	124	111	31	1	0	0
11	353	0	0	0	0	0	2	6	11	20	2	0	0	1	2	4	0	7	12	50	137	81	18	0	0	0
12	367	0	0	0	0	0	1	12	16	15	2	0	0	4	4	7	0	3	12	71	138	71	11	0	0	0
13	274	0	0	0	0	0	1	11	12	7	1	0	0	2	2	9	0	4	18	54	80	61	12	0	0	0
14	250	0	0	0	0	0	0	6	12	8	1	0	0	1	2	3	0	5	13	59	87	44	9	0	0	0
15	249	0	0	0	0	0	0	2	17	9	1	0	0	1	4	28	0	3	17	51	86	27	3	0	0	0
16	232	0	0	0	0	0	2	5	27	15	1	0	0	1	4	16	0	4	14	54	76	12	1	0	0	0
17	229	0	0	0	0	0	1	5	44	9	2	0	0	3	8	16	0	1	14	39	63	23	1	0	0	0
18	129	0	0	0	0	0	1	2	8	2	0	0	0	2	4	6	0	2	11	38	41	12	0	0	0	0
19	82	0	0	0	0	0	1	3	4	1	0	0	1	2	3	2	1	0	7	27	20	10	0	0	0	0
20	4,722	0	0	0	0	0	60	306	290	54	7	0	9	106	152	92	0	45	491	1,644	1,110	337	17	1	1	0
21	1,497	0	0	0	1	0	38	150	99	17	0	0	5	45	49	16	0	14	224	590	240	8	1	0	0	0
22	1,128	0	0	0	0	0	32	130	64	18	2	0	4	32	33	7	0	25	207	410	161	2	1	0	0	0
23	1,090	0	0	1	0	1	36	124	44	10	0	0	5	54	19	7	0	44	201	326	216	2	0	0	0	0
24	823	0	0	0	0	0	50	129	27	9	0	0	5	48	8	1	0	57	201	279	7	0	1	0	0	1
25	708	0	0	0	0	0	76	104	31	2	0	0	6	41	2	1	0	70	165	207	2	0	1	0	0	0
26	687	0	0	0	0	2	80	61	21	2	0	0	12	38	3	0	1	51	122	292	2	0	0	0	0	0
27	355	0	0	0	0	2	89	43	9	1	0	0	9	28	0	0	0	55	112	6	1	0	0	0	0	0
28	323	0	0	0	0	0	104	49	8	1	0	0	8	16	0	1	0	49	87	0	0	0	0	0	0	0
29	307	0	0	0	0	3	104	11	3	0	0	0	9	13	1	0	0	59	102	2	0	0	0	0	0	0
30	319	0	0	0	2	4	186	14	2	1	0	0	17	9	0	0	0	78	6	0	0	0	0	0	0	0
31	88	0	0	0	1	3	21	2	1	0	0	0	13	2	0	0	0	45	0	0	0	0	0	0	0	0
32	107	0	0	0	0	2	16	2	1	0	0	0	3	1	0	0	0	81	1	0	0	0	0	0	0	0
33	24	0	0	1	4	0	6	2	0	0	0	0	6	1	0	0	0	4	0	0	0	0	0	0	0	0
34	29	0	1	1	4	0	8	3	0	0	0	0	7	0	0	0	0	4	0	1	0	0	0	0	0	0
35	22	0	0	3	5	1	2	0	0	0	0	0	3	0	0	0	0	8	0	0	0	0	0	0	0	0
36	12	0	0	2	1	0	3	1	0	0	0	0	3	1	0	0	0	1	0	0	0	0	0	0	0	0
37	8	0	0	2	3	0	2	0	0	0	0	0	1	0	0	0	0	0	0	0	0	0	0	0	0	0
38	4	0	1	1	0	0	1	0	0	0	0	0	0	1	0	0	0	0	0	0	0	0	0	0	0	0
39	5	0	1	2	0	0	0	2	0	0	0	0	0	0	0	0	0	0	0	0	0	0	0	0	0	0
40	3	0	0	1	0	0	0	0	0	0	0	0	2	0	0	0	0	0	0	0	0	0	0	0	0	0
41	0	0	0	0	0	0	0	0	0	0	0	0	0	0	0	0	0	0	0	0	0	0	0	0	0	0
42	0	0	0	0	0	0	0	0	0	0	0	0	0	0	0	0	0	0	0	0	0	0	0	0	0	0
43+	0	0	0	0	0	0	0	0	0	0	0	0	0	0	0	0	0	0	0	0	0	0	0	0	0	0
UNK	16	0	0	0	0	0	1	7	7	1	0	0	0	0	0	0	0	0	0	0	0	0	0	0	0	0
TOT	18,855	5	3	14	21	18	932	1,229	838	399	83	4	129	457	309	239	4	738	2,118	4,425	3,287	2,030	1,360	144	47	22
AVG	18.3	2.5	37.5	36.0	33.9	29.8	27.1	22.6	19.6	13.0	7.9	4.8	28.4	23.5	20.4	17.8	13.8	26.6	22.6	20.8	16.4	10.2	5.6	3.0	2.5	3.2

OFFICERS: AVE/ 21.8

ENLISTED: AVE/ 17.1

Excluding members who retired during the fiscal year and died before the end of the year.

Number of Military Retirees Retired During FY2014 and Receiving Retired Pay by Rank and Years of Service

YOS	ARMY							NON DISABILITY RETIREES EXCLUDING RESERVE RETIRED																		
	TOTAL	UNK	O-10	O-9	O-8	O-7	O-6	O-5	O-4	O-3	O-2	O-1	W-5	W-4	W-3	W-2	W-1	E-9	E-8	E-7	E-6	E-5	E-4	E-3	E-2	E-1
0	0	0	0	0	0	0	0	0	0	0	0	0	0	0	0	0	0	0	0	0	0	0	0	0	0	0
1	0	0	0	0	0	0	0	0	0	0	0	0	0	0	0	0	0	0	0	0	0	0	0	0	0	0
2	0	0	0	0	0	0	0	0	0	0	0	0	0	0	0	0	0	0	0	0	0	0	0	0	0	0
3	0	0	0	0	0	0	0	0	0	0	0	0	0	0	0	0	0	0	0	0	0	0	0	0	0	0
4	0	0	0	0	0	0	0	0	0	0	0	0	0	0	0	0	0	0	0	0	0	0	0	0	0	0
5	0	0	0	0	0	0	0	0	0	0	0	0	0	0	0	0	0	0	0	0	0	0	0	0	0	0
6	0	0	0	0	0	0	0	0	0	0	0	0	0	0	0	0	0	0	0	0	0	0	0	0	0	0
7	0	0	0	0	0	0	0	0	0	0	0	0	0	0	0	0	0	0	0	0	0	0	0	0	0	0
8	0	0	0	0	0	0	0	0	0	0	0	0	0	0	0	0	0	0	0	0	0	0	0	0	0	0
9	0	0	0	0	0	0	0	0	0	0	0	0	0	0	0	0	0	0	0	0	0	0	0	0	0	0
10	0	0	0	0	0	0	0	0	0	0	0	0	0	0	0	0	0	0	0	0	0	0	0	0	0	0
11	0	0	0	0	0	0	0	0	0	0	0	0	0	0	0	0	0	0	0	0	0	0	0	0	0	0
12	0	0	0	0	0	0	0	0	0	0	0	0	0	0	0	0	0	0	0	0	0	0	0	0	0	0
13	0	0	0	0	0	0	0	0	0	0	0	0	0	0	0	0	0	0	0	0	0	0	0	0	0	0
14	0	0	0	0	0	0	0	0	0	0	0	0	0	0	0	0	0	0	0	0	0	0	0	0	0	0
15	51	0	0	0	0	0	0	0	4	3	0	0	0	3	18	0	0	0	5	5	12	1	0	0	0	0
16	69	0	0	0	0	0	1	0	17	8	1	0	0	1	3	15	0	0	3	10	10	0	0	0	0	0
17	85	0	0	0	0	0	0	0	40	5	0	0	0	1	6	15	0	0	6	6	6	0	0	0	0	0
18	13	0	0	0	0	0	0	0	4	1	0	0	0	1	0	4	0	0	0	1	2	0	0	0	0	0
19	12	0	0	0	0	0	1	1	1	0	0	0	0	2	1	1	0	0	1	1	2	1	0	0	0	0
20	4,378	0	0	0	0	0	60	300	280	45	5	0	9	95	145	87	0	41	460	1,496	1,019	321	13	1	1	0
21	1,318	0	0	0	1	0	38	144	90	12	0	0	5	41	44	14	0	13	195	511	201	8	1	0	0	0
22	983	0	0	0	0	0	30	119	53	12	1	0	4	29	29	5	0	21	179	362	137	2	0	0	0	0
23	991	0	0	1	0	1	34	120	43	8	0	0	5	50	17	7	0	38	177	285	203	2	0	0	0	0
24	756	0	0	0	0	0	50	128	27	6	0	0	4	46	7	1	0	50	183	245	7	0	1	0	0	1
25	651	0	0	0	0	0	71	96	30	2	0	0	6	38	2	1	0	62	153	188	1	0	1	0	0	0
26	656	0	0	0	0	2	80	59	21	0	0	0	12	37	3	0	1	48	106	285	2	0	0	0	0	0
27	331	0	0	0	0	2	83	41	9	0	0	0	9	28	0	0	0	52	102	5	0	0	0	0	0	0
28	310	0	0	0	0	0	104	48	8	1	0	0	8	16	0	1	0	47	77	0	0	0	0	0	0	0
29	302	0	0	0	0	3	103	11	2	0	0	0	9	12	1	0	0	58	101	2	0	0	0	0	0	0
30	316	0	0	0	2	4	186	13	2	1	0	0	17	9	0	0	0	77	5	0	0	0	0	0	0	0
31	87	0	0	0	1	3	21	2	1	0	0	0	13	2	0	0	0	44	0	0	0	0	0	0	0	0
32	103	0	0	0	0	2	14	2	1	0	0	0	3	1	0	0	0	80	0	0	0	0	0	0	0	0
33	23	0	0	1	4	0	6	2	0	0	0	0	6	0	0	0	0	4	0	0	0	0	0	0	0	0
34	28	0	1	1	4	0	8	3	0	0	0	0	7	0	0	0	0	4	0	0	0	0	0	0	0	0
35	22	0	0	3	5	1	2	0	0	0	0	0	3	0	0	0	0	8	0	0	0	0	0	0	0	0
36	12	0	0	2	1	0	3	1	0	0	0	0	3	1	0	0	0	1	0	0	0	0	0	0	0	0
37	8	0	0	2	3	0	2	0	0	0	0	0	1	0	0	0	0	0	0	0	0	0	0	0	0	0
38	4	0	1	1	0	0	1	0	0	0	0	0	0	1	0	0	0	0	0	0	0	0	0	0	0	0
39	5	0	1	2	0	0	0	2	0	0	0	0	0	0	0	0	0	0	0	0	0	0	0	0	0	0
40	3	0	0	1	0	0	0	0	0	0	0	0	2	0	0	0	0	0	0	0	0	0	0	0	0	0
41	0	0	0	0	0	0	0	0	0	0	0	0	0	0	0	0	0	0	0	0	0	0	0	0	0	0
42	0	0	0	0	0	0	0	0	0	0	0	0	0	0	0	0	0	0	0	0	0	0	0	0	0	0
43+	0	0	0	0	0	0	0	0	0	0	0	0	0	0	0	0	0	0	0	0	0	0	0	0	0	0
UNK	16	0	0	0	0	0	1	7	7	1	0	0	0	0	0	0	0	0	0	0	0	0	0	0	0	0
TOT	11,533	0	3	14	21	18	899	1,099	640	105	7	0	126	411	261	169	1	648	1,753	3,402	1,602	335	16	1	1	1
AVG	23.1	0.0	37.5	36.0	33.9	29.8	27.3	23.4	21.6	21.0	20.2	0.0	28.7	24.0	21.2	19.7	26.5	27.7	23.6	22.2	21.1	20.5	21.1	20.5	20.5	24.5

OFFICERS: AVE/ 24.0

ENLISTED: AVE/ 22.7

Excluding members who retired during the fiscal year and died before the end of the year.

Number of Military Retirees Retired During FY2014 and Receiving Retired Pay by Rank and Years of Service

YOS	ARMY											DISABILITY ONLY														
	TOTAL	UNK	O-10	O-9	O-8	O-7	O-6	O-5	O-4	O-3	O-2	O-1	W-5	W-4	W-3	W-2	W-1	E-9	E-8	E-7	E-6	E-5	E-4	E-3	E-2	E-1
0	51	0	0	0	0	0	0	0	0	0	1	0	0	0	0	0	0	0	0	0	0	1	6	15	22	6
1	120	2	0	0	0	0	0	0	1	2	3	2	0	0	0	0	0	0	0	0	0	11	34	50	9	6
2	269	1	0	0	0	0	0	0	0	3	8	0	0	0	0	0	0	0	0	0	5	49	172	26	3	2
3	508	2	0	0	0	0	0	0	3	14	12	0	0	0	0	0	0	0	1	4	20	117	303	23	4	5
4	472	0	0	0	0	0	0	1	1	17	16	0	0	0	0	2	0	2	5	31	150	234	10	2	1	
5	515	0	0	0	0	0	1	2	3	25	7	0	0	1	4	0	0	3	21	68	218	153	7	2	0	
6	519	0	0	0	0	0	1	3	6	31	5	1	0	1	3	3	0	2	10	19	98	202	127	4	2	1
7	537	0	0	0	0	0	0	2	13	30	1	0	0	0	4	4	0	4	12	26	130	196	111	3	1	0
8	520	0	0	0	0	0	3	12	18	27	3	0	0	0	2	0	5	17	41	154	161	73	3	1	0	
9	514	0	0	0	0	0	2	7	21	29	4	1	1	2	1	4	0	4	19	64	190	124	40	1	0	0
10	388	0	0	0	0	0	1	10	14	19	4	0	0	1	0	6	0	4	17	45	124	111	31	1	0	0
11	353	0	0	0	0	0	2	6	11	20	2	0	0	1	2	4	0	7	12	50	137	81	18	0	0	0
12	367	0	0	0	0	0	1	12	16	15	2	0	0	4	4	7	0	3	12	71	138	71	11	0	0	0
13	274	0	0	0	0	0	1	11	12	7	1	0	0	2	2	9	0	4	18	54	80	61	12	0	0	0
14	250	0	0	0	0	0	0	6	12	8	1	0	0	1	2	3	0	5	13	59	87	44	9	0	0	0
15	198	0	0	0	0	0	0	2	13	6	1	0	0	1	1	10	0	3	12	46	74	26	3	0	0	0
16	163	0	0	0	0	0	1	5	10	7	0	0	0	0	1	1	0	4	11	44	66	12	1	0	0	0
17	144	0	0	0	0	0	1	5	4	4	2	0	0	2	2	1	0	1	8	33	57	23	1	0	0	0
18	116	0	0	0	0	0	1	2	4	1	0	0	0	1	4	2	0	2	11	37	39	12	0	0	0	0
19	70	0	0	0	0	0	0	2	3	1	0	0	1	0	2	1	1	0	6	26	18	9	0	0	0	0
20	344	0	0	0	0	0	0	6	10	9	2	0	0	11	7	5	0	4	31	148	91	16	4	0	0	0
21	179	0	0	0	0	0	0	6	9	5	0	0	0	4	5	2	0	1	29	79	39	0	0	0	0	0
22	145	0	0	0	0	0	2	11	11	6	1	0	0	3	4	2	0	4	28	48	24	0	1	0	0	0
23	99	0	0	0	0	0	2	4	1	2	0	0	0	4	2	0	0	6	24	41	13	0	0	0	0	0
24	67	0	0	0	0	0	0	1	0	3	0	0	1	2	1	0	0	7	18	34	0	0	0	0	0	0
25	57	0	0	0	0	0	5	8	1	0	0	0	0	3	0	0	0	8	12	19	1	0	0	0	0	0
26	31	0	0	0	0	0	0	2	0	2	0	0	0	1	0	0	0	3	16	7	0	0	0	0	0	0
27	24	0	0	0	0	0	6	2	0	1	0	0	0	0	0	0	0	3	10	1	1	0	0	0	0	0
28	13	0	0	0	0	0	0	1	0	0	0	0	0	0	0	0	0	2	10	0	0	0	0	0	0	0
29	5	0	0	0	0	0	1	0	1	0	0	0	0	1	0	0	0	1	1	0	0	0	0	0	0	0
30	3	0	0	0	0	0	0	1	0	0	0	0	0	0	0	0	0	1	1	0	0	0	0	0	0	0
31	1	0	0	0	0	0	0	0	0	0	0	0	0	0	0	0	0	1	0	0	0	0	0	0	0	0
32	4	0	0	0	0	0	2	0	0	0	0	0	0	0	0	0	0	1	1	0	0	0	0	0	0	0
33	1	0	0	0	0	0	0	0	0	0	0	0	0	1	0	0	0	0	0	0	0	0	0	0	0	0
34	1	0	0	0	0	0	0	0	0	0	0	0	0	0	0	0	0	0	0	1	0	0	0	0	0	0
35	0	0	0	0	0	0	0	0	0	0	0	0	0	0	0	0	0	0	0	0	0	0	0	0	0	0
36	0	0	0	0	0	0	0	0	0	0	0	0	0	0	0	0	0	0	0	0	0	0	0	0	0	0
37	0	0	0	0	0	0	0	0	0	0	0	0	0	0	0	0	0	0	0	0	0	0	0	0	0	0
38	0	0	0	0	0	0	0	0	0	0	0	0	0	0	0	0	0	0	0	0	0	0	0	0	0	0
39	0	0	0	0	0	0	0	0	0	0	0	0	0	0	0	0	0	0	0	0	0	0	0	0	0	0
40	0	0	0	0	0	0	0	0	0	0	0	0	0	0	0	0	0	0	0	0	0	0	0	0	0	0
41	0	0	0	0	0	0	0	0	0	0	0	0	0	0	0	0	0	0	0	0	0	0	0	0	0	0
42	0	0	0	0	0	0	0	0	0	0	0	0	0	0	0	0	0	0	0	0	0	0	0	0	0	0
43+	0	0	0	0	0	0	0	0	0	0	0	0	0	0	0	0	0	0	0	0	0	0	0	0	0	0
UNK	0	0	0	0	0	0	0	0	0	0	0	0	0	0	0	0	0	0	0	0	0	0	0	0	0	0
TOT	7,322	5	0	0	0	0	33	130	198	294	76	4	3	46	48	70	3	90	365	1,023	1,685	1,695	1,344	143	46	21
AVG	10.7	2.5	0.0	0.0	0.0	0.0	19.6	15.7	13.3	10.1	6.8	4.8	17.8	19.5	16.4	13.2	9.5	18.1	17.8	16.1	12.0	8.2	5.4	2.8	2.1	2.2

OFFICERS: AVE/ 12.7

ENLISTED: AVE/ 10.4

Excluding members who retired during the fiscal year and died before the end of the year.

Number of Military Retirees Retired During FY2014 and Receiving Retired Pay by Rank and Years of Service

YOS	NAVY											ALL RETIREES EXCLUDING RESERVE RETIRED														
	TOTAL	UNK	O-10	O-9	O-8	O-7	O-6	O-5	O-4	O-3	O-2	O-1	W-5	W-4	W-3	W-2	W-1	E-9	E-8	E-7	E-6	E-5	E-4	E-3	E-2	E-1
0	2	0	0	0	0	0	0	0	0	0	0	0	0	0	0	0	0	0	0	0	0	0	0	1	1	0
1	16	0	0	0	0	0	0	0	0	0	0	0	0	0	0	0	0	0	0	0	0	0	2	12	1	1
2	35	0	0	0	0	0	0	0	0	0	1	1	0	0	0	0	0	0	0	0	1	1	16	15	0	0
3	33	0	0	0	0	0	0	0	0	1	2	1	0	0	0	0	0	0	0	0	0	4	20	5	0	0
4	51	0	0	0	0	0	0	0	0	4	0	1	0	0	0	0	0	0	0	0	0	25	19	2	0	0
5	48	0	0	0	0	0	0	0	0	5	0	1	0	0	0	0	0	0	1	3	18	16	4	0	0	
6	47	0	0	0	0	0	0	0	0	2	0	0	0	0	0	0	0	0	1	2	32	10	0	0	0	
7	28	0	0	0	0	0	0	0	1	4	1	0	0	0	0	0	0	0	0	7	11	4	0	0	0	
8	44	0	0	0	0	0	0	0	0	5	0	0	0	0	0	0	0	0	0	7	30	2	0	0	0	
9	24	0	0	0	0	0	0	0	0	1	1	0	0	0	0	0	0	0	0	8	14	0	0	0	0	
10	20	0	0	0	0	0	0	0	1	1	0	0	0	0	0	0	1	0	1	9	7	0	0	0	0	
11	20	0	0	0	0	0	0	0	2	1	0	0	0	0	0	0	0	0	2	7	8	0	0	0	0	
12	22	0	0	0	0	0	1	0	1	1	1	0	0	0	0	0	0	0	3	10	5	0	0	0	0	
13	24	0	0	0	0	0	0	0	0	1	0	0	0	0	0	0	0	0	0	17	6	0	0	0	0	
14	21	0	0	0	0	0	0	1	0	1	0	0	0	0	0	0	0	1	1	11	6	0	0	0	0	
15	12	0	0	0	0	0	0	0	1	1	0	0	0	0	0	0	0	0	3	6	1	0	0	0	0	
16	10	0	0	0	0	0	0	0	0	4	0	0	0	0	0	0	0	0	2	4	0	0	0	0	0	
17	7	0	0	0	0	0	0	0	1	0	0	0	0	0	0	0	0	0	4	2	0	0	0	0	0	
18	8	0	0	0	0	0	0	2	0	0	0	0	0	1	0	0	0	0	2	3	0	0	0	0	0	
19	1	0	0	0	0	0	0	0	0	0	0	0	0	0	0	0	0	0	0	1	0	0	0	0	0	
20	3,434	0	0	0	0	0	13	135	203	43	0	0	0	4	2	0	13	115	583	2,024	294	2	3	0	0	
21	475	0	0	0	0	0	14	69	36	29	0	0	0	3	2	0	10	56	234	20	2	0	0	0	0	
22	390	0	0	0	0	0	15	75	24	19	0	0	0	3	0	0	8	47	195	3	0	0	1	0	0	
23	363	0	0	0	0	0	14	44	33	21	0	0	0	2	0	0	6	68	174	1	0	0	0	0	0	
24	644	0	0	0	0	0	24	33	28	20	0	0	0	2	0	0	19	68	449	1	0	0	0	0	0	
25	232	0	0	0	0	0	30	23	33	23	0	0	2	2	1	0	27	73	16	2	0	0	0	0	0	
26	455	0	0	0	0	0	50	18	31	11	0	0	2	1	0	0	19	322	1	0	0	0	0	0	0	
27	114	0	0	0	0	0	43	15	18	6	0	0	6	3	0	0	16	7	0	0	0	0	0	0	0	
28	128	0	0	0	0	1	37	24	26	4	0	0	6	3	0	0	25	2	0	0	0	0	0	0	0	
29	90	0	0	0	0	2	34	6	14	1	0	0	9	3	0	0	19	1	1	0	0	0	0	0	0	
30	458	0	0	0	0	8	86	7	48	1	0	0	3	43	11	0	250	1	0	0	0	0	0	0	0	
31	34	0	0	0	3	3	9	9	4	0	0	0	0	0	0	0	6	0	0	0	0	0	0	0	0	
32	26	0	0	0	2	5	6	9	1	0	0	0	2	0	0	0	1	0	0	0	0	0	0	0	0	
33	23	0	0	0	8	2	5	5	0	0	0	0	2	0	0	0	1	0	0	0	0	0	0	0	0	
34	7	0	0	1	2	0	1	3	0	0	0	0	0	0	0	0	0	0	0	0	0	0	0	0	0	
35	21	0	0	3	0	1	0	17	0	0	0	0	0	0	0	0	0	0	0	0	0	0	0	0	0	
36	7	0	0	2	0	0	3	2	0	0	0	0	0	0	0	0	0	0	0	0	0	0	0	0	0	
37	5	0	2	0	0	0	3	0	0	0	0	0	0	0	0	0	0	0	0	0	0	0	0	0	0	
38	8	0	0	2	0	0	6	0	0	0	0	0	0	0	0	0	0	0	0	0	0	0	0	0	0	
39	0	0	0	0	0	0	0	0	0	0	0	0	0	0	0	0	0	0	0	0	0	0	0	0	0	
40	2	0	0	0	0	0	2	0	0	0	0	0	0	0	0	0	0	0	0	0	0	0	0	0	0	
41	0	0	0	0	0	0	0	0	0	0	0	0	0	0	0	0	0	0	0	0	0	0	0	0	0	
42	0	0	0	0	0	0	0	0	0	0	0	0	0	0	0	0	0	0	0	0	0	0	0	0	0	
43+	0	0	0	0	0	0	0	0	0	0	0	0	0	0	0	0	0	0	0	0	0	0	0	0	0	
UNK	5	0	0	0	0	0	0	4	1	0	0	0	0	0	0	0	0	0	0	0	0	0	0	0	0	
TOT	7,394	0	2	8	15	22	396	501	507	210	6	4	7	68	38	5	0	421	761	1,673	2,149	464	91	43	2	1
AVG	22.1	0.0	37.5	36.4	33.1	31.4	27.8	24.0	23.6	21.1	6.5	4.0	31.9	29.7	26.3	21.9	0.0	28.7	24.4	22.2	20.1	15.9	4.8	4.4	1.0	1.5

OFFICERS: AVE/ 24.8

ENLISTED: AVE/ 21.3

Excluding members who retired during the fiscal year and died before the end of the year.

Number of Military Retirees Retired During FY2014 and Receiving Retired Pay by Rank and Years of Service

YOS	NAVY							NON DISABILITY RETIREES EXCLUDING RESERVE RETIRED																		
	TOTAL	UNK	O-10	O-9	O-8	O-7	O-6	O-5	O-4	O-3	O-2	O-1	W-5	W-4	W-3	W-2	W-1	E-9	E-8	E-7	E-6	E-5	E-4	E-3	E-2	E-1
0	0	0	0	0	0	0	0	0	0	0	0	0	0	0	0	0	0	0	0	0	0	0	0	0	0	0
1	0	0	0	0	0	0	0	0	0	0	0	0	0	0	0	0	0	0	0	0	0	0	0	0	0	0
2	0	0	0	0	0	0	0	0	0	0	0	0	0	0	0	0	0	0	0	0	0	0	0	0	0	0
3	0	0	0	0	0	0	0	0	0	0	0	0	0	0	0	0	0	0	0	0	0	0	0	0	0	0
4	0	0	0	0	0	0	0	0	0	0	0	0	0	0	0	0	0	0	0	0	0	0	0	0	0	0
5	0	0	0	0	0	0	0	0	0	0	0	0	0	0	0	0	0	0	0	0	0	0	0	0	0	0
6	0	0	0	0	0	0	0	0	0	0	0	0	0	0	0	0	0	0	0	0	0	0	0	0	0	0
7	0	0	0	0	0	0	0	0	0	0	0	0	0	0	0	0	0	0	0	0	0	0	0	0	0	0
8	0	0	0	0	0	0	0	0	0	0	0	0	0	0	0	0	0	0	0	0	0	0	0	0	0	0
9	0	0	0	0	0	0	0	0	0	0	0	0	0	0	0	0	0	0	0	0	0	0	0	0	0	0
10	0	0	0	0	0	0	0	0	0	0	0	0	0	0	0	0	0	0	0	0	0	0	0	0	0	0
11	0	0	0	0	0	0	0	0	0	0	0	0	0	0	0	0	0	0	0	0	0	0	0	0	0	0
12	0	0	0	0	0	0	0	0	0	0	0	0	0	0	0	0	0	0	0	0	0	0	0	0	0	0
13	0	0	0	0	0	0	0	0	0	0	0	0	0	0	0	0	0	0	0	0	0	0	0	0	0	0
14	0	0	0	0	0	0	0	0	0	0	0	0	0	0	0	0	0	0	0	0	0	0	0	0	0	0
15	0	0	0	0	0	0	0	0	0	0	0	0	0	0	0	0	0	0	0	0	0	0	0	0	0	0
16	0	0	0	0	0	0	0	0	0	0	0	0	0	0	0	0	0	0	0	0	0	0	0	0	0	0
17	0	0	0	0	0	0	0	0	0	0	0	0	0	0	0	0	0	0	0	0	0	0	0	0	0	0
18	1	0	0	0	0	0	0	1	0	0	0	0	0	0	0	0	0	0	0	0	0	0	0	0	0	0
19	0	0	0	0	0	0	0	0	0	0	0	0	0	0	0	0	0	0	0	0	0	0	0	0	0	0
20	3,418	0	0	0	0	0	13	135	202	40	0	0	0	4	2	0	13	114	579	2,020	291	2	3	0	0	0
21	471	0	0	0	0	0	14	69	36	29	0	0	0	3	2	0	10	55	231	20	2	0	0	0	0	
22	387	0	0	0	0	0	15	75	23	19	0	0	0	2	0	0	8	47	194	3	0	0	1	0	0	
23	360	0	0	0	0	0	14	44	33	19	0	0	0	2	0	0	6	68	173	1	0	0	0	0	0	
24	642	0	0	0	0	0	24	33	28	20	0	0	0	2	0	0	19	67	448	1	0	0	0	0	0	
25	229	0	0	0	0	0	30	22	33	23	0	0	2	2	1	0	26	72	16	2	0	0	0	0	0	
26	454	0	0	0	0	0	50	18	31	11	0	0	2	1	0	0	18	322	1	0	0	0	0	0	0	
27	111	0	0	0	0	0	42	13	18	6	0	0	6	3	0	0	16	7	0	0	0	0	0	0	0	
28	125	0	0	0	0	1	37	24	23	4	0	0	6	3	0	0	25	2	0	0	0	0	0	0	0	
29	89	0	0	0	0	2	34	6	14	1	0	0	9	3	0	0	18	1	1	0	0	0	0	0	0	
30	457	0	0	0	0	8	86	7	48	1	0	0	3	43	10	0	250	1	0	0	0	0	0	0	0	
31	34	0	0	0	3	3	9	9	4	0	0	0	0	0	0	0	6	0	0	0	0	0	0	0	0	
32	26	0	0	0	2	5	6	9	1	0	0	0	2	0	0	0	1	0	0	0	0	0	0	0	0	
33	23	0	0	0	8	2	5	5	0	0	0	0	2	0	0	0	1	0	0	0	0	0	0	0	0	
34	7	0	0	1	2	0	1	3	0	0	0	0	0	0	0	0	0	0	0	0	0	0	0	0	0	
35	20	0	0	3	0	0	0	17	0	0	0	0	0	0	0	0	0	0	0	0	0	0	0	0	0	
36	7	0	0	2	0	0	3	2	0	0	0	0	0	0	0	0	0	0	0	0	0	0	0	0	0	
37	5	0	2	0	0	0	3	0	0	0	0	0	0	0	0	0	0	0	0	0	0	0	0	0	0	
38	8	0	0	2	0	0	6	0	0	0	0	0	0	0	0	0	0	0	0	0	0	0	0	0	0	
39	0	0	0	0	0	0	0	0	0	0	0	0	0	0	0	0	0	0	0	0	0	0	0	0	0	
40	2	0	0	0	0	0	2	0	0	0	0	0	0	0	0	0	0	0	0	0	0	0	0	0	0	
41	0	0	0	0	0	0	0	0	0	0	0	0	0	0	0	0	0	0	0	0	0	0	0	0	0	
42	0	0	0	0	0	0	0	0	0	0	0	0	0	0	0	0	0	0	0	0	0	0	0	0	0	
43+	0	0	0	0	0	0	0	0	0	0	0	0	0	0	0	0	0	0	0	0	0	0	0	0	0	
UNK	5	0	0	0	0	0	0	4	1	0	0	0	0	0	0	0	0	0	0	0	0	0	0	0	0	
TOT	6,881	0	2	8	15	21	394	496	495	173	0	0	7	68	35	5	0	417	756	1,643	2,047	293	2	4	0	0
AVG	23.1	0.0	37.5	36.4	33.1	31.2	27.8	23.8	23.7	23.3	0.0	0.0	31.9	29.7	26.5	21.9	0.0	28.7	24.5	22.3	20.5	20.5	20.5	21.0	0.0	0.0

OFFICERS: AVE/ 25.2

ENLISTED: AVE/ 22.3

Excluding members who retired during the fiscal year and died before the end of the year.

Number of Military Retirees Retired During FY2014 and Receiving Retired Pay by Rank and Years of Service

YOS	NAVY												DISABILITY ONLY													
	TOTAL	UNK	O-10	O-9	O-8	O-7	O-6	O-5	O-4	O-3	O-2	O-1	W-5	W-4	W-3	W-2	W-1	E-9	E-8	E-7	E-6	E-5	E-4	E-3	E-2	E-1
0	2	0	0	0	0	0	0	0	0	0	0	0	0	0	0	0	0	0	0	0	0	0	0	1	1	0
1	16	0	0	0	0	0	0	0	0	0	0	0	0	0	0	0	0	0	0	0	0	0	2	12	1	1
2	35	0	0	0	0	0	0	0	0	0	1	1	0	0	0	0	0	0	0	0	1	1	16	15	0	0
3	33	0	0	0	0	0	0	0	0	1	2	1	0	0	0	0	0	0	0	0	0	4	20	5	0	0
4	51	0	0	0	0	0	0	0	0	4	0	1	0	0	0	0	0	0	0	0	0	25	19	2	0	0
5	48	0	0	0	0	0	0	0	0	5	0	1	0	0	0	0	0	0	0	1	3	18	16	4	0	0
6	47	0	0	0	0	0	0	0	0	2	0	0	0	0	0	0	0	0	0	1	2	32	10	0	0	0
7	28	0	0	0	0	0	0	0	0	1	4	1	0	0	0	0	0	0	0	0	7	11	4	0	0	0
8	44	0	0	0	0	0	0	0	0	5	0	0	0	0	0	0	0	0	0	0	7	30	2	0	0	0
9	24	0	0	0	0	0	0	0	0	1	1	0	0	0	0	0	0	0	0	0	8	14	0	0	0	0
10	20	0	0	0	0	0	0	0	1	1	0	0	0	0	0	0	0	1	0	1	9	7	0	0	0	0
11	20	0	0	0	0	0	0	0	2	1	0	0	0	0	0	0	0	0	0	2	7	8	0	0	0	0
12	22	0	0	0	0	0	1	0	1	1	1	0	0	0	0	0	0	0	0	3	10	5	0	0	0	0
13	24	0	0	0	0	0	0	0	0	1	0	0	0	0	0	0	0	0	0	0	17	6	0	0	0	0
14	21	0	0	0	0	0	0	1	0	1	0	0	0	0	0	0	0	0	1	1	11	6	0	0	0	0
15	12	0	0	0	0	0	0	0	1	1	0	0	0	0	0	0	0	0	0	3	6	1	0	0	0	0
16	10	0	0	0	0	0	0	0	0	4	0	0	0	0	0	0	0	0	0	2	4	0	0	0	0	0
17	7	0	0	0	0	0	0	0	1	0	0	0	0	0	0	0	0	0	0	4	2	0	0	0	0	0
18	7	0	0	0	0	0	0	1	0	0	0	0	0	0	1	0	0	0	0	2	3	0	0	0	0	0
19	1	0	0	0	0	0	0	0	0	0	0	0	0	0	0	0	0	0	0	0	1	0	0	0	0	0
20	16	0	0	0	0	0	0	0	1	3	0	0	0	0	0	0	0	0	1	4	4	3	0	0	0	0
21	4	0	0	0	0	0	0	0	0	0	0	0	0	0	0	0	0	0	1	3	0	0	0	0	0	0
22	3	0	0	0	0	0	0	0	1	0	0	0	0	0	1	0	0	0	0	1	0	0	0	0	0	0
23	3	0	0	0	0	0	0	0	0	2	0	0	0	0	0	0	0	0	0	1	0	0	0	0	0	0
24	2	0	0	0	0	0	0	0	0	0	0	0	0	0	0	0	0	0	1	1	0	0	0	0	0	0
25	3	0	0	0	0	0	0	1	0	0	0	0	0	0	0	0	0	1	1	0	0	0	0	0	0	0
26	1	0	0	0	0	0	0	0	0	0	0	0	0	0	0	0	0	1	0	0	0	0	0	0	0	0
27	3	0	0	0	0	0	1	2	0	0	0	0	0	0	0	0	0	0	0	0	0	0	0	0	0	0
28	3	0	0	0	0	0	0	0	3	0	0	0	0	0	0	0	0	0	0	0	0	0	0	0	0	0
29	1	0	0	0	0	0	0	0	0	0	0	0	0	0	0	0	0	1	0	0	0	0	0	0	0	0
30	1	0	0	0	0	0	0	0	0	0	0	0	0	0	1	0	0	0	0	0	0	0	0	0	0	0
31	0	0	0	0	0	0	0	0	0	0	0	0	0	0	0	0	0	0	0	0	0	0	0	0	0	0
32	0	0	0	0	0	0	0	0	0	0	0	0	0	0	0	0	0	0	0	0	0	0	0	0	0	0
33	0	0	0	0	0	0	0	0	0	0	0	0	0	0	0	0	0	0	0	0	0	0	0	0	0	0
34	0	0	0	0	0	0	0	0	0	0	0	0	0	0	0	0	0	0	0	0	0	0	0	0	0	0
35	1	0	0	0	0	1	0	0	0	0	0	0	0	0	0	0	0	0	0	0	0	0	0	0	0	0
36	0	0	0	0	0	0	0	0	0	0	0	0	0	0	0	0	0	0	0	0	0	0	0	0	0	0
37	0	0	0	0	0	0	0	0	0	0	0	0	0	0	0	0	0	0	0	0	0	0	0	0	0	0
38	0	0	0	0	0	0	0	0	0	0	0	0	0	0	0	0	0	0	0	0	0	0	0	0	0	0
39	0	0	0	0	0	0	0	0	0	0	0	0	0	0	0	0	0	0	0	0	0	0	0	0	0	0
40	0	0	0	0	0	0	0	0	0	0	0	0	0	0	0	0	0	0	0	0	0	0	0	0	0	0
41	0	0	0	0	0	0	0	0	0	0	0	0	0	0	0	0	0	0	0	0	0	0	0	0	0	0
42	0	0	0	0	0	0	0	0	0	0	0	0	0	0	0	0	0	0	0	0	0	0	0	0	0	0
43+	0	0	0	0	0	0	0	0	0	0	0	0	0	0	0	0	0	0	0	0	0	0	0	0	0	0
UNK	0	0	0	0	0	0	0	0	0	0	0	0	0	0	0	0	0	0	0	0	0	0	0	0	0	0
TOT	513	0	0	0	0	1	2	5	12	37	6	4	0	0	3	0	0	4	5	30	102	171	89	39	2	1
AVG	9.3	0.0	0.0	0.0	0.0	35.5	20.0	22.7	17.9	10.7	6.5	4.0	0.0	0.0	23.8	0.0	0.0	23.0	21.3	16.7	12.4	8.1	4.5	2.7	1.0	1.5

OFFICERS: AVE/ 13.2

ENLISTED: AVE/ 8.7

Excluding members who retired during the fiscal year and died before the end of the year.

Number of Military Retirees Retired During FY2014 and Receiving Retired Pay by Rank and Years of Service

MARINE CORPS

ALL RETIREES EXCLUDING RESERVE RETIRED

YOS	TOTAL	UNK	O-10	O-9	O-8	O-7	O-6	O-5	O-4	O-3	O-2	O-1	W-5	W-4	W-3	W-2	W-1	E-9	E-8	E-7	E-6	E-5	E-4	E-3	E-2	E-1
0	9	0	0	0	0	0	0	0	0	0	0	0	0	0	0	0	0	0	0	0	0	0	0	0	8	1
1	20	0	0	0	0	0	0	0	0	0	0	0	0	0	0	0	0	0	0	0	0	0	1	16	2	1
2	33	0	0	0	0	0	0	0	0	0	1	0	0	0	0	0	0	0	0	1	0	0	6	22	3	0
3	47	0	0	0	0	0	0	0	0	1	0	0	0	0	0	0	0	0	0	0	1	1	24	19	1	0
4	63	0	0	0	0	0	0	0	0	0	1	0	0	0	0	0	0	0	0	0	0	8	41	11	2	0
5	55	0	0	0	0	0	0	0	0	0	0	1	0	0	0	0	0	0	0	0	1	27	22	4	0	0
6	46	0	0	0	0	0	0	0	0	3	0	0	0	0	0	0	0	0	0	0	0	29	11	3	0	0
7	50	0	0	0	0	0	0	0	0	5	0	0	0	0	0	0	0	0	0	0	4	28	9	1	2	1
8	41	0	0	0	0	0	0	0	0	2	0	0	0	0	0	0	0	0	0	2	2	27	8	0	0	0
9	43	0	0	0	0	0	0	0	0	1	0	0	0	0	0	0	0	0	0	1	10	29	1	1	0	0
10	47	0	0	0	0	0	0	0	1	1	0	1	0	0	0	0	0	1	0	0	10	32	1	0	0	0
11	30	0	0	0	0	0	0	0	0	0	0	0	0	0	0	1	0	0	0	1	13	13	2	0	0	0
12	36	0	0	0	0	0	0	0	0	2	0	0	0	0	0	0	0	0	0	5	20	8	1	0	0	0
13	28	0	0	0	0	0	0	0	1	0	0	0	0	0	0	1	0	0	0	5	18	3	0	0	0	0
14	19	0	0	0	0	0	0	0	0	0	0	0	0	0	0	0	0	1	1	5	11	1	0	0	0	0
15	162	0	0	0	0	0	0	2	16	12	0	0	0	0	0	0	0	0	1	24	107	0	0	0	0	0
16	159	0	0	0	0	0	0	0	14	10	0	0	0	0	0	0	0	0	1	24	110	0	0	0	0	0
17	105	0	0	0	0	0	0	0	14	2	0	0	0	0	0	0	0	0	0	35	54	0	0	0	0	0
18	97	0	0	0	0	0	0	2	14	7	0	0	0	0	0	1	0	0	1	29	43	0	0	0	0	0
19	43	0	0	0	0	0	0	3	15	5	0	0	0	0	0	0	0	0	1	8	11	0	0	0	0	0
20	1,065	0	0	0	0	0	1	66	130	32	0	0	0	4	20	12	0	5	153	398	241	3	0	0	0	0
21	260	0	0	0	0	0	2	51	25	9	0	0	0	5	14	5	0	10	77	58	4	0	0	0	0	0
22	247	0	0	0	0	0	5	27	21	6	0	0	0	6	12	2	0	12	81	73	2	0	0	0	0	0
23	127	0	0	0	0	0	3	25	17	6	0	0	1	4	5	1	0	13	51	1	0	0	0	0	0	0
24	85	0	0	0	0	0	8	11	12	2	0	0	1	2	4	0	0	15	30	0	0	0	0	0	0	0
25	68	0	0	0	0	0	7	4	11	1	0	0	1	6	2	0	0	17	19	0	0	0	0	0	0	0
26	60	0	0	0	1	0	7	4	6	1	0	0	0	9	0	0	0	16	16	0	0	0	0	0	0	0
27	37	0	0	0	0	0	8	1	4	0	0	0	0	4	1	0	0	8	11	0	0	0	0	0	0	0
28	42	0	0	0	0	0	11	2	4	0	0	0	2	5	0	0	0	17	1	0	0	0	0	0	0	0
29	37	0	0	0	0	0	15	2	2	0	0	0	3	4	0	0	0	11	0	0	0	0	0	0	0	0
30	206	0	0	0	0	0	20	9	4	0	0	0	16	3	0	0	0	154	0	0	0	0	0	0	0	0
31	8	0	0	0	0	1	0	2	0	0	0	0	1	0	0	0	0	4	0	0	0	0	0	0	0	0
32	3	0	0	0	0	0	1	0	0	0	0	0	0	0	0	0	0	2	0	0	0	0	0	0	0	0
33	4	0	0	0	0	0	2	0	0	0	0	0	0	0	0	0	0	2	0	0	0	0	0	0	0	0
34	2	0	0	0	1	0	1	0	0	0	0	0	0	0	0	0	0	0	0	0	0	0	0	0	0	0
35	1	0	0	0	0	0	1	0	0	0	0	0	0	0	0	0	0	0	0	0	0	0	0	0	0	0
36	0	0	0	0	0	0	0	0	0	0	0	0	0	0	0	0	0	0	0	0	0	0	0	0	0	0
37	1	0	0	0	0	0	0	1	0	0	0	0	0	0	0	0	0	0	0	0	0	0	0	0	0	0
38	1	0	0	0	1	0	0	0	0	0	0	0	0	0	0	0	0	0	0	0	0	0	0	0	0	0
39	1	0	0	1	0	0	0	0	0	0	0	0	0	0	0	0	0	0	0	0	0	0	0	0	0	0
40	2	0	0	2	0	0	0	0	0	0	0	0	0	0	0	0	0	0	0	0	0	0	0	0	0	0
41	0	0	0	0	0	0	0	0	0	0	0	0	0	0	0	0	0	0	0	0	0	0	0	0	0	0
42	1	0	0	0	0	0	1	0	0	0	0	0	0	0	0	0	0	0	0	0	0	0	0	0	0	0
43+	0	0	0	0	0	0	0	0	0	0	0	0	0	0	0	0	0	0	0	0	0	0	0	0	0	0
UNK	0	0	0	0	0	0	0	0	0	0	0	0	0	0	0	0	0	0	0	0	0	0	0	0	0	0
TOT	3,391	0	0	3	3	1	93	212	311	108	3	1	25	52	58	23	0	288	444	670	662	209	127	77	18	3
AVG	19.4	0.0	0.0	40.2	33.2	31.5	28.0	22.5	20.9	18.2	4.2	10.5	29.5	25.4	22.0	20.2	0.0	28.2	22.2	20.0	17.5	8.6	5.3	3.3	2.3	3.2

OFFICERS: AVE/ 22.3

ENLISTED: AVE/ 18.3

Excluding members who retired during the fiscal year and died before the end of the year.

Number of Military Retirees Retired During FY2014 and Receiving Retired Pay by Rank and Years of Service

YOS	MARINE CORPS											NON DISABILITY EXCLUDING RESERVE RETIRED														
	TOTAL	UNK	O-10	O-9	O-8	O-7	O-6	O-5	O-4	O-3	O-2	O-1	W-5	W-4	W-3	W-2	W-1	E-9	E-8	E-7	E-6	E-5	E-4	E-3	E-2	E-1
0	0	0	0	0	0	0	0	0	0	0	0	0	0	0	0	0	0	0	0	0	0	0	0	0	0	0
1	0	0	0	0	0	0	0	0	0	0	0	0	0	0	0	0	0	0	0	0	0	0	0	0	0	0
2	0	0	0	0	0	0	0	0	0	0	0	0	0	0	0	0	0	0	0	0	0	0	0	0	0	0
3	0	0	0	0	0	0	0	0	0	0	0	0	0	0	0	0	0	0	0	0	0	0	0	0	0	0
4	0	0	0	0	0	0	0	0	0	0	0	0	0	0	0	0	0	0	0	0	0	0	0	0	0	0
5	0	0	0	0	0	0	0	0	0	0	0	0	0	0	0	0	0	0	0	0	0	0	0	0	0	0
6	0	0	0	0	0	0	0	0	0	0	0	0	0	0	0	0	0	0	0	0	0	0	0	0	0	0
7	0	0	0	0	0	0	0	0	0	0	0	0	0	0	0	0	0	0	0	0	0	0	0	0	0	0
8	0	0	0	0	0	0	0	0	0	0	0	0	0	0	0	0	0	0	0	0	0	0	0	0	0	0
9	0	0	0	0	0	0	0	0	0	0	0	0	0	0	0	0	0	0	0	0	0	0	0	0	0	0
10	0	0	0	0	0	0	0	0	0	0	0	0	0	0	0	0	0	0	0	0	0	0	0	0	0	0
11	0	0	0	0	0	0	0	0	0	0	0	0	0	0	0	0	0	0	0	0	0	0	0	0	0	0
12	0	0	0	0	0	0	0	0	0	0	0	0	0	0	0	0	0	0	0	0	0	0	0	0	0	0
13	0	0	0	0	0	0	0	0	0	0	0	0	0	0	0	0	0	0	0	0	0	0	0	0	0	0
14	0	0	0	0	0	0	0	0	0	0	0	0	0	0	0	0	0	0	0	0	0	0	0	0	0	0
15	155	0	0	0	0	0	0	1	16	11	0	0	0	0	0	0	0	0	1	21	105	0	0	0	0	0
16	154	0	0	0	0	0	0	0	14	10	0	0	0	0	0	0	0	0	0	24	106	0	0	0	0	0
17	97	0	0	0	0	0	0	0	14	1	0	0	0	0	0	0	0	0	0	30	52	0	0	0	0	0
18	90	0	0	0	0	0	0	1	14	7	0	0	0	0	0	0	0	0	0	26	42	0	0	0	0	0
19	41	0	0	0	0	0	0	3	15	5	0	0	0	0	0	0	0	0	1	8	9	0	0	0	0	0
20	1,047	0	0	0	0	0	1	66	128	31	0	0	0	3	20	12	0	4	150	391	238	3	0	0	0	0
21	253	0	0	0	0	0	2	51	23	8	0	0	0	5	13	5	0	10	77	55	4	0	0	0	0	0
22	244	0	0	0	0	0	5	27	21	6	0	0	0	6	12	2	0	11	79	73	2	0	0	0	0	0
23	127	0	0	0	0	0	3	25	17	6	0	0	1	4	5	1	0	13	51	1	0	0	0	0	0	0
24	85	0	0	0	0	0	8	11	12	2	0	0	1	2	4	0	0	15	30	0	0	0	0	0	0	0
25	64	0	0	0	0	0	7	3	10	1	0	0	1	6	2	0	0	15	19	0	0	0	0	0	0	0
26	60	0	0	0	1	0	7	4	6	1	0	0	0	9	0	0	0	16	16	0	0	0	0	0	0	0
27	37	0	0	0	0	0	8	1	4	0	0	0	0	4	1	0	0	8	11	0	0	0	0	0	0	0
28	42	0	0	0	0	0	11	2	4	0	0	0	2	5	0	0	0	17	1	0	0	0	0	0	0	0
29	37	0	0	0	0	0	15	2	2	0	0	0	3	4	0	0	0	11	0	0	0	0	0	0	0	0
30	206	0	0	0	0	0	20	9	4	0	0	0	16	3	0	0	0	154	0	0	0	0	0	0	0	0
31	8	0	0	0	0	1	0	2	0	0	0	0	1	0	0	0	0	4	0	0	0	0	0	0	0	0
32	3	0	0	0	0	0	1	0	0	0	0	0	0	0	0	0	0	2	0	0	0	0	0	0	0	0
33	4	0	0	0	0	0	2	0	0	0	0	0	0	0	0	0	0	2	0	0	0	0	0	0	0	0
34	2	0	0	0	1	0	1	0	0	0	0	0	0	0	0	0	0	0	0	0	0	0	0	0	0	0
35	1	0	0	0	0	0	1	0	0	0	0	0	0	0	0	0	0	0	0	0	0	0	0	0	0	0
36	0	0	0	0	0	0	0	0	0	0	0	0	0	0	0	0	0	0	0	0	0	0	0	0	0	0
37	1	0	0	0	0	0	0	1	0	0	0	0	0	0	0	0	0	0	0	0	0	0	0	0	0	0
38	1	0	0	0	1	0	0	0	0	0	0	0	0	0	0	0	0	0	0	0	0	0	0	0	0	0
39	1	0	0	1	0	0	0	0	0	0	0	0	0	0	0	0	0	0	0	0	0	0	0	0	0	0
40	2	0	0	2	0	0	0	0	0	0	0	0	0	0	0	0	0	0	0	0	0	0	0	0	0	0
41	0	0	0	0	0	0	0	0	0	0	0	0	0	0	0	0	0	0	0	0	0	0	0	0	0	0
42	1	0	0	0	0	0	1	0	0	0	0	0	0	0	0	0	0	0	0	0	0	0	0	0	0	0
43+	0	0	0	0	0	0	0	0	0	0	0	0	0	0	0	0	0	0	0	0	0	0	0	0	0	0
UNK	0	0	0	0	0	0	0	0	0	0	0	0	0	0	0	0	0	0	0	0	0	0	0	0	0	0
TOT	2,763	0	0	3	3	1	93	209	304	89	0	0	25	51	57	20	0	282	436	629	558	3	0	0	0	0
AVG	21.8	0.0	0.0	40.2	33.2	31.5	28.0	22.5	21.0	19.8	0.0	0.0	29.5	25.5	22.0	21.1	0.0	28.4	22.3	20.3	18.4	20.5	0.0	0.0	0.0	0.0

OFFICERS: AVE/ 22.7

ENLISTED: AVE/ 21.4

Excluding members who retired during the fiscal year and died before the end of the year.

Number of Military Retirees Retired During FY2014 and Receiving Retired Pay by Rank and Years of Service

YOS	MARINE CORPS												DISABILITY ONLY														
	TOTAL	UNK	O-10	O-9	O-8	O-7	O-6	O-5	O-4	O-3	O-2	O-1	W-5	W-4	W-3	W-2	W-1	E-9	E-8	E-7	E-6	E-5	E-4	E-3	E-2	E-1	
0	9	0	0	0	0	0	0	0	0	0	0	0	0	0	0	0	0	0	0	0	0	0	0	0	0	8	1
1	20	0	0	0	0	0	0	0	0	0	0	0	0	0	0	0	0	0	0	0	0	0	1	16	2	1	
2	33	0	0	0	0	0	0	0	0	0	1	0	0	0	0	0	0	0	0	1	0	0	6	22	3	0	
3	47	0	0	0	0	0	0	0	0	1	0	0	0	0	0	0	0	0	0	0	1	1	24	19	1	0	
4	63	0	0	0	0	0	0	0	0	0	1	0	0	0	0	0	0	0	0	0	0	8	41	11	2	0	
5	55	0	0	0	0	0	0	0	0	0	1	0	0	0	0	0	0	0	0	1	27	22	4	0	0		
6	46	0	0	0	0	0	0	0	0	3	0	0	0	0	0	0	0	0	0	0	29	11	3	0	0		
7	50	0	0	0	0	0	0	0	0	5	0	0	0	0	0	0	0	0	0	4	28	9	1	2	1		
8	41	0	0	0	0	0	0	0	0	2	0	0	0	0	0	0	0	0	2	27	8	0	0	0	0		
9	43	0	0	0	0	0	0	0	0	1	0	0	0	0	0	0	0	0	1	10	29	1	1	0	0		
10	47	0	0	0	0	0	0	0	1	1	0	1	0	0	0	0	0	1	0	0	10	32	1	0	0	0	
11	30	0	0	0	0	0	0	0	0	0	0	0	0	0	1	0	0	0	1	13	13	2	0	0	0		
12	36	0	0	0	0	0	0	0	0	2	0	0	0	0	0	0	0	0	5	20	8	1	0	0	0		
13	28	0	0	0	0	0	0	0	1	0	0	0	0	0	1	0	0	0	5	18	3	0	0	0	0		
14	19	0	0	0	0	0	0	0	0	0	0	0	0	0	0	0	1	1	5	11	1	0	0	0	0		
15	7	0	0	0	0	0	0	1	0	1	0	0	0	0	0	0	0	0	3	2	0	0	0	0	0		
16	5	0	0	0	0	0	0	0	0	0	0	0	0	0	0	0	0	1	0	4	0	0	0	0	0		
17	8	0	0	0	0	0	0	0	0	1	0	0	0	0	0	0	0	0	5	2	0	0	0	0	0		
18	7	0	0	0	0	0	0	1	0	0	0	0	0	0	1	0	0	0	1	3	1	0	0	0	0		
19	2	0	0	0	0	0	0	0	0	0	0	0	0	0	0	0	0	0	0	2	0	0	0	0	0		
20	18	0	0	0	0	0	0	0	2	1	0	0	0	1	0	0	0	1	3	7	3	0	0	0	0	0	
21	7	0	0	0	0	0	0	0	2	1	0	0	0	0	1	0	0	0	3	0	0	0	0	0	0	0	
22	3	0	0	0	0	0	0	0	0	0	0	0	0	0	0	0	0	1	2	0	0	0	0	0	0	0	
23	0	0	0	0	0	0	0	0	0	0	0	0	0	0	0	0	0	0	0	0	0	0	0	0	0	0	
24	0	0	0	0	0	0	0	0	0	0	0	0	0	0	0	0	0	0	0	0	0	0	0	0	0	0	
25	4	0	0	0	0	0	0	1	1	0	0	0	0	0	0	0	0	2	0	0	0	0	0	0	0	0	
26	0	0	0	0	0	0	0	0	0	0	0	0	0	0	0	0	0	0	0	0	0	0	0	0	0	0	
27	0	0	0	0	0	0	0	0	0	0	0	0	0	0	0	0	0	0	0	0	0	0	0	0	0	0	
28	0	0	0	0	0	0	0	0	0	0	0	0	0	0	0	0	0	0	0	0	0	0	0	0	0	0	
29	0	0	0	0	0	0	0	0	0	0	0	0	0	0	0	0	0	0	0	0	0	0	0	0	0	0	
30	0	0	0	0	0	0	0	0	0	0	0	0	0	0	0	0	0	0	0	0	0	0	0	0	0	0	
31	0	0	0	0	0	0	0	0	0	0	0	0	0	0	0	0	0	0	0	0	0	0	0	0	0	0	
32	0	0	0	0	0	0	0	0	0	0	0	0	0	0	0	0	0	0	0	0	0	0	0	0	0	0	
33	0	0	0	0	0	0	0	0	0	0	0	0	0	0	0	0	0	0	0	0	0	0	0	0	0	0	
34	0	0	0	0	0	0	0	0	0	0	0	0	0	0	0	0	0	0	0	0	0	0	0	0	0	0	
35	0	0	0	0	0	0	0	0	0	0	0	0	0	0	0	0	0	0	0	0	0	0	0	0	0	0	
36	0	0	0	0	0	0	0	0	0	0	0	0	0	0	0	0	0	0	0	0	0	0	0	0	0	0	
37	0	0	0	0	0	0	0	0	0	0	0	0	0	0	0	0	0	0	0	0	0	0	0	0	0	0	
38	0	0	0	0	0	0	0	0	0	0	0	0	0	0	0	0	0	0	0	0	0	0	0	0	0	0	
39	0	0	0	0	0	0	0	0	0	0	0	0	0	0	0	0	0	0	0	0	0	0	0	0	0	0	
40	0	0	0	0	0	0	0	0	0	0	0	0	0	0	0	0	0	0	0	0	0	0	0	0	0	0	
41	0	0	0	0	0	0	0	0	0	0	0	0	0	0	0	0	0	0	0	0	0	0	0	0	0	0	
42	0	0	0	0	0	0	0	0	0	0	0	0	0	0	0	0	0	0	0	0	0	0	0	0	0	0	
43+	0	0	0	0	0	0	0	0	0	0	0	0	0	0	0	0	0	0	0	0	0	0	0	0	0	0	
UNK	0	0	0	0	0	0	0	0	0	0	0	0	0	0	0	0	0	0	0	0	0	0	0	0	0	0	
TOT	628	0	0	0	0	0	0	3	7	19	3	1	0	1	1	3	0	6	8	41	104	206	127	77	18	3	
AVG	8.6	0.0	0.0	0.0	0.0	0.0	0.0	19.8	19.1	10.4	4.2	10.5	0.0	20.5	21.5	14.5	0.0	19.8	19.5	15.6	12.6	8.4	5.3	3.3	2.3	3.2	

OFFICERS: AVE/ 13.1

ENLISTED: AVE/ 8.4

Excluding members who retired during the fiscal year and died before the end of the year.

Number of Military Retirees Retired During FY2014 and Receiving Retired Pay by Rank and Years of Service

YOS	AIR FORCE											ALL RETIREES EXCLUDING RESERVE RETIRED														
	TOTAL	UNK	O-10	O-9	O-8	O-7	O-6	O-5	O-4	O-3	O-2	O-1	W-5	W-4	W-3	W-2	W-1	E-9	E-8	E-7	E-6	E-5	E-4	E-3	E-2	E-1
0	12	1	0	0	0	0	0	0	0	0	0	0	0	0	0	0	0	0	0	0	0	0	1	7	1	2
1	26	0	0	0	0	0	0	0	0	0	1	0	0	0	0	0	0	0	0	0	0	1	4	20	0	0
2	55	0	0	0	0	0	0	0	0	5	3	1	0	0	0	0	0	0	0	2	0	5	18	20	1	0
3	55	0	0	0	0	0	0	0	0	1	4	0	0	0	0	0	0	0	1	3	4	5	35	1	0	1
4	63	0	0	0	0	0	0	2	0	9	1	0	0	0	0	0	0	0	1	4	3	5	38	0	0	0
5	88	0	0	0	0	0	0	0	2	7	0	0	0	0	0	0	0	1	0	3	9	25	40	1	0	0
6	68	0	0	0	0	0	0	0	3	6	0	0	0	0	0	0	0	0	0	1	6	35	17	0	0	0
7	59	0	0	0	0	0	0	0	1	7	0	0	0	0	0	0	0	1	0	2	9	35	4	0	0	0
8	66	0	0	0	0	0	0	3	3	6	0	0	0	0	0	0	0	0	2	2	6	40	4	0	0	0
9	42	0	0	0	0	0	0	1	2	1	0	0	0	0	0	0	0	0	0	4	10	23	1	0	0	0
10	73	0	0	0	0	0	0	0	7	1	0	0	0	0	0	0	0	0	1	4	17	41	1	1	0	0
11	69	0	0	0	0	0	0	0	5	1	0	0	0	0	0	0	0	0	2	10	23	28	0	0	0	0
12	41	0	0	0	0	0	0	0	3	0	0	0	0	0	0	0	0	0	1	4	16	17	0	0	0	0
13	40	0	0	0	0	0	0	1	2	0	0	0	0	0	0	0	0	0	0	10	15	12	0	0	0	0
14	48	0	0	0	0	0	0	1	2	1	0	0	0	0	0	0	0	0	1	4	27	12	0	0	0	0
15	692	0	0	0	0	0	0	4	86	12	0	0	0	0	0	0	0	0	4	68	477	40	1	0	0	0
16	610	0	0	0	0	0	0	1	60	9	0	0	0	0	0	0	0	1	2	94	405	38	0	0	0	0
17	584	0	0	0	0	0	0	19	69	15	0	0	0	0	0	0	0	0	5	140	272	61	3	0	0	0
18	531	0	0	0	0	0	0	29	39	15	0	0	0	0	0	0	0	1	6	195	199	46	1	0	0	0
19	549	0	0	0	0	0	0	52	43	14	0	0	0	0	0	0	0	0	21	253	137	23	6	0	0	0
20	3,995	0	0	0	1	2	29	544	459	66	0	0	1	0	0	0	0	43	171	1,457	1,088	115	16	1	0	2
21	1,179	0	0	0	0	0	38	203	95	19	0	0	0	0	0	0	0	16	92	694	21	0	1	0	0	0
22	1,027	0	0	0	0	0	38	198	77	12	0	0	0	0	0	0	0	23	101	564	12	2	0	0	0	0
23	834	0	0	0	0	0	70	130	61	10	0	0	0	0	0	0	0	17	78	463	5	0	0	0	0	0
24	1,221	0	0	0	0	0	107	80	48	12	0	0	0	0	0	0	0	23	123	821	7	0	0	0	0	0
25	376	0	0	0	1	0	133	58	30	5	0	0	0	0	0	0	0	29	106	13	1	0	0	0	0	0
26	564	0	0	0	0	1	182	32	25	2	0	0	0	0	0	0	0	32	282	7	1	0	0	0	0	0
27	272	0	0	0	0	2	147	25	34	0	0	0	0	0	0	0	0	41	17	4	0	2	0	0	0	0
28	177	0	0	0	0	4	66	25	13	0	0	0	0	0	0	0	0	55	11	2	1	0	0	0	0	0
29	123	0	0	0	0	3	29	4	7	0	0	0	0	0	0	0	0	74	2	4	0	0	0	0	0	0
30	357	0	0	0	0	4	69	11	6	0	0	0	0	0	0	0	0	255	8	4	0	0	0	0	0	0
31	18	0	0	0	3	0	4	5	1	0	0	0	0	0	0	0	0	3	2	0	0	0	0	0	0	0
32	19	0	0	0	5	1	3	5	1	0	0	0	0	0	0	0	0	2	0	2	0	0	0	0	0	0
33	14	0	0	3	8	1	0	1	0	0	0	0	0	0	0	0	0	1	0	0	0	0	0	0	0	0
34	18	0	0	3	6	1	6	1	0	0	0	0	0	0	0	0	0	0	0	1	0	0	0	0	0	0
35	6	0	1	2	0	0	3	0	0	0	0	0	0	0	0	0	0	0	0	0	0	0	0	0	0	0
36	5	0	0	1	0	1	2	0	0	0	0	0	0	0	0	0	0	1	0	0	0	0	0	0	0	0
37	2	0	0	0	1	0	1	0	0	0	0	0	0	0	0	0	0	0	0	0	0	0	0	0	0	0
38	4	0	2	1	0	0	1	0	0	0	0	0	0	0	0	0	0	0	0	0	0	0	0	0	0	0
39	1	0	1	0	0	0	0	0	0	0	0	0	0	0	0	0	0	0	0	0	0	0	0	0	0	0
40	1	0	0	0	0	0	1	0	0	0	0	0	0	0	0	0	0	0	0	0	0	0	0	0	0	0
41	0	0	0	0	0	0	0	0	0	0	0	0	0	0	0	0	0	0	0	0	0	0	0	0	0	0
42	0	0	0	0	0	0	0	0	0	0	0	0	0	0	0	0	0	0	0	0	0	0	0	0	0	0
43+	0	0	0	0	0	0	0	0	0	0	0	0	0	0	0	0	0	0	0	0	0	0	0	0	0	0
UNK	3	0	0	0	0	0	1	2	0	0	0	0	0	0	0	0	0	0	0	0	0	0	0	0	0	0
TOT	13,987	1	4	10	25	20	930	1,437	1,184	236	9	1	0	1	0	0	0	619	1,040	4,839	2,771	611	191	51	2	5
AVG	20.9	0.5	38.0	35.0	32.6	29.2	26.2	22.0	20.6	17.7	3.1	2.5	0.0	20.5	0.0	0.0	0.0	27.8	23.8	21.4	18.1	14.1	6.9	2.4	1.5	9.1

OFFICERS: AVE/ 22.4

ENLISTED: AVE/ 20.3

Excluding members who retired during the fiscal year and died before the end of the year.

Number of Military Retirees Retired During FY2014 and Receiving Retired Pay by Rank and Years of Service

YOS	AIR FORCE										NON DISABLED RETIREES EXCLUDING RESERVE RETIRED															
	TOTAL	UNK	O-10	O-9	O-8	O-7	O-6	O-5	O-4	O-3	O-2	O-1	W-5	W-4	W-3	W-2	W-1	E-9	E-8	E-7	E-6	E-5	E-4	E-3	E-2	E-1
0	0	0	0	0	0	0	0	0	0	0	0	0	0	0	0	0	0	0	0	0	0	0	0	0	0	0
1	0	0	0	0	0	0	0	0	0	0	0	0	0	0	0	0	0	0	0	0	0	0	0	0	0	0
2	0	0	0	0	0	0	0	0	0	0	0	0	0	0	0	0	0	0	0	0	0	0	0	0	0	0
3	0	0	0	0	0	0	0	0	0	0	0	0	0	0	0	0	0	0	0	0	0	0	0	0	0	0
4	0	0	0	0	0	0	0	0	0	0	0	0	0	0	0	0	0	0	0	0	0	0	0	0	0	0
5	0	0	0	0	0	0	0	0	0	0	0	0	0	0	0	0	0	0	0	0	0	0	0	0	0	0
6	0	0	0	0	0	0	0	0	0	0	0	0	0	0	0	0	0	0	0	0	0	0	0	0	0	0
7	0	0	0	0	0	0	0	0	0	0	0	0	0	0	0	0	0	0	0	0	0	0	0	0	0	0
8	0	0	0	0	0	0	0	0	0	0	0	0	0	0	0	0	0	0	0	0	0	0	0	0	0	0
9	0	0	0	0	0	0	0	0	0	0	0	0	0	0	0	0	0	0	0	0	0	0	0	0	0	0
10	0	0	0	0	0	0	0	0	0	0	0	0	0	0	0	0	0	0	0	0	0	0	0	0	0	0
11	0	0	0	0	0	0	0	0	0	0	0	0	0	0	0	0	0	0	0	0	0	0	0	0	0	0
12	0	0	0	0	0	0	0	0	0	0	0	0	0	0	0	0	0	0	0	0	0	0	0	0	0	0
13	0	0	0	0	0	0	0	0	0	0	0	0	0	0	0	0	0	0	0	0	0	0	0	0	0	0
14	0	0	0	0	0	0	0	0	0	0	0	0	0	0	0	0	0	0	0	0	0	0	0	0	0	0
15	638	0	0	0	0	0	0	3	80	10	0	0	0	0	0	0	0	2	65	446	31	1	0	0	0	
16	574	0	0	0	0	0	0	1	56	8	0	0	0	0	0	0	0	1	85	388	35	0	0	0	0	
17	541	0	0	0	0	0	0	17	67	13	0	0	0	0	0	0	0	2	127	254	58	3	0	0	0	
18	491	0	0	0	0	0	0	26	39	14	0	0	0	0	0	0	0	4	182	181	44	1	0	0	0	
19	524	0	0	0	0	0	0	51	40	13	0	0	0	0	0	0	0	21	245	126	22	6	0	0	0	
20	3,953	0	0	0	1	2	29	543	452	65	0	0	1	0	0	0	42	168	1,430	1,086	115	16	1	0	2	
21	1,132	0	0	0	0	0	36	202	91	17	0	0	0	0	0	0	16	90	661	18	0	1	0	0	0	
22	1,002	0	0	0	0	0	38	197	74	11	0	0	0	0	0	0	22	96	552	10	2	0	0	0	0	
23	811	0	0	0	0	0	69	129	57	10	0	0	0	0	0	0	16	75	451	4	0	0	0	0	0	
24	1,211	0	0	0	0	0	107	79	48	12	0	0	0	0	0	0	22	119	818	6	0	0	0	0	0	
25	371	0	0	0	1	0	133	58	29	5	0	0	0	0	0	0	27	104	13	1	0	0	0	0	0	
26	558	0	0	0	0	1	181	31	25	2	0	0	0	0	0	0	31	279	7	1	0	0	0	0	0	
27	268	0	0	0	0	2	147	25	33	0	0	0	0	0	0	0	40	15	4	0	2	0	0	0	0	
28	174	0	0	0	0	4	65	25	12	0	0	0	0	0	0	0	55	11	1	1	0	0	0	0	0	
29	122	0	0	0	0	3	29	4	7	0	0	0	0	0	0	0	73	2	4	0	0	0	0	0	0	
30	355	0	0	0	0	4	69	11	6	0	0	0	0	0	0	0	254	8	3	0	0	0	0	0	0	
31	18	0	0	0	3	0	4	5	1	0	0	0	0	0	0	0	3	2	0	0	0	0	0	0	0	
32	18	0	0	0	5	1	3	5	1	0	0	0	0	0	0	0	1	0	2	0	0	0	0	0	0	
33	14	0	0	3	8	1	0	1	0	0	0	0	0	0	0	0	1	0	0	0	0	0	0	0	0	
34	18	0	0	3	6	1	6	1	0	0	0	0	0	0	0	0	0	0	1	0	0	0	0	0	0	
35	6	0	1	2	0	0	3	0	0	0	0	0	0	0	0	0	0	0	0	0	0	0	0	0	0	
36	5	0	0	1	0	1	2	0	0	0	0	0	0	0	0	0	1	0	0	0	0	0	0	0	0	
37	2	0	0	0	1	0	1	0	0	0	0	0	0	0	0	0	0	0	0	0	0	0	0	0	0	
38	4	0	2	1	0	0	1	0	0	0	0	0	0	0	0	0	0	0	0	0	0	0	0	0	0	
39	1	0	1	0	0	0	0	0	0	0	0	0	0	0	0	0	0	0	0	0	0	0	0	0	0	
40	1	0	0	0	0	0	1	0	0	0	0	0	0	0	0	0	0	0	0	0	0	0	0	0	0	
41	0	0	0	0	0	0	0	0	0	0	0	0	0	0	0	0	0	0	0	0	0	0	0	0	0	
42	0	0	0	0	0	0	0	0	0	0	0	0	0	0	0	0	0	0	0	0	0	0	0	0	0	
43+	0	0	0	0	0	0	0	0	0	0	0	0	0	0	0	0	0	0	0	0	0	0	0	0	0	
UNK	3	0	0	0	0	0	1	2	0	0	0	0	0	0	0	0	0	0	0	0	0	0	0	0	0	
TOT	12,815	0	4	10	25	20	925	1,416	1,118	180	0	0	0	1	0	0	604	999	4,651	2,522	309	28	1	0	2	
AVG	21.8	0.0	38.0	35.0	32.6	29.2	26.2	22.1	20.9	20.5	0.0	0.0	0.0	20.5	0.0	0.0	28.0	23.9	21.6	18.5	18.7	19.8	20.5	0.0	20.5	

OFFICERS: AVE/ 22.8

ENLISTED: AVE/ 21.3

Excluding members who retired during the fiscal year and died before the end of the year.

Number of Military Retirees Retired During FY2014 and Receiving Retired Pay by Rank and Years of Service

YOS	AIR FORCE												DISABILITY ONLY													
	TOTAL	UNK	O-10	O-9	O-8	O-7	O-6	O-5	O-4	O-3	O-2	O-1	W-5	W-4	W-3	W-2	W-1	E-9	E-8	E-7	E-6	E-5	E-4	E-3	E-2	E-1
0	12	1	0	0	0	0	0	0	0	0	0	0	0	0	0	0	0	0	0	0	0	0	1	7	1	2
1	26	0	0	0	0	0	0	0	0	0	1	0	0	0	0	0	0	0	0	0	0	1	4	20	0	0
2	55	0	0	0	0	0	0	0	0	5	3	1	0	0	0	0	0	0	0	2	0	5	18	20	1	0
3	55	0	0	0	0	0	0	0	0	1	4	0	0	0	0	0	0	0	1	3	4	5	35	1	0	1
4	63	0	0	0	0	0	0	2	0	9	1	0	0	0	0	0	0	0	1	4	3	5	38	0	0	0
5	88	0	0	0	0	0	0	0	2	7	0	0	0	0	0	0	0	1	0	3	9	25	40	1	0	0
6	68	0	0	0	0	0	0	0	3	6	0	0	0	0	0	0	0	0	0	1	6	35	17	0	0	0
7	59	0	0	0	0	0	0	0	1	7	0	0	0	0	0	0	0	1	0	2	9	35	4	0	0	0
8	66	0	0	0	0	0	0	3	3	6	0	0	0	0	0	0	0	0	2	2	6	40	4	0	0	0
9	42	0	0	0	0	0	0	1	2	1	0	0	0	0	0	0	0	0	0	4	10	23	1	0	0	0
10	73	0	0	0	0	0	0	0	7	1	0	0	0	0	0	0	0	0	1	4	17	41	1	1	0	0
11	69	0	0	0	0	0	0	0	5	1	0	0	0	0	0	0	0	0	2	10	23	28	0	0	0	0
12	41	0	0	0	0	0	0	0	3	0	0	0	0	0	0	0	0	0	1	4	16	17	0	0	0	0
13	40	0	0	0	0	0	0	1	2	0	0	0	0	0	0	0	0	0	0	10	15	12	0	0	0	0
14	48	0	0	0	0	0	0	1	2	1	0	0	0	0	0	0	0	0	1	4	27	12	0	0	0	0
15	54	0	0	0	0	0	0	1	6	2	0	0	0	0	0	0	0	0	2	3	31	9	0	0	0	0
16	36	0	0	0	0	0	0	0	4	1	0	0	0	0	0	0	0	1	1	9	17	3	0	0	0	0
17	43	0	0	0	0	0	0	2	2	2	0	0	0	0	0	0	0	0	3	13	18	3	0	0	0	0
18	40	0	0	0	0	0	0	3	0	1	0	0	0	0	0	0	0	1	2	13	18	2	0	0	0	0
19	25	0	0	0	0	0	0	1	3	1	0	0	0	0	0	0	0	0	0	8	11	1	0	0	0	0
20	42	0	0	0	0	0	0	1	7	1	0	0	0	0	0	0	0	1	3	27	2	0	0	0	0	0
21	47	0	0	0	0	0	2	1	4	2	0	0	0	0	0	0	0	0	2	33	3	0	0	0	0	0
22	25	0	0	0	0	0	0	1	3	1	0	0	0	0	0	0	0	1	5	12	2	0	0	0	0	0
23	23	0	0	0	0	0	1	1	4	0	0	0	0	0	0	0	0	1	3	12	1	0	0	0	0	0
24	10	0	0	0	0	0	0	1	0	0	0	0	0	0	0	0	0	1	4	3	1	0	0	0	0	0
25	5	0	0	0	0	0	0	0	1	0	0	0	0	0	0	0	0	2	2	0	0	0	0	0	0	0
26	6	0	0	0	0	0	1	1	0	0	0	0	0	0	0	0	0	1	3	0	0	0	0	0	0	0
27	4	0	0	0	0	0	0	0	1	0	0	0	0	0	0	0	0	1	2	0	0	0	0	0	0	0
28	3	0	0	0	0	0	1	0	1	0	0	0	0	0	0	0	0	0	0	1	0	0	0	0	0	0
29	1	0	0	0	0	0	0	0	0	0	0	0	0	0	0	0	0	1	0	0	0	0	0	0	0	0
30	2	0	0	0	0	0	0	0	0	0	0	0	0	0	0	0	0	1	0	1	0	0	0	0	0	0
31	0	0	0	0	0	0	0	0	0	0	0	0	0	0	0	0	0	0	0	0	0	0	0	0	0	0
32	1	0	0	0	0	0	0	0	0	0	0	0	0	0	0	0	0	1	0	0	0	0	0	0	0	0
33	0	0	0	0	0	0	0	0	0	0	0	0	0	0	0	0	0	0	0	0	0	0	0	0	0	0
34	0	0	0	0	0	0	0	0	0	0	0	0	0	0	0	0	0	0	0	0	0	0	0	0	0	0
35	0	0	0	0	0	0	0	0	0	0	0	0	0	0	0	0	0	0	0	0	0	0	0	0	0	0
36	0	0	0	0	0	0	0	0	0	0	0	0	0	0	0	0	0	0	0	0	0	0	0	0	0	0
37	0	0	0	0	0	0	0	0	0	0	0	0	0	0	0	0	0	0	0	0	0	0	0	0	0	0
38	0	0	0	0	0	0	0	0	0	0	0	0	0	0	0	0	0	0	0	0	0	0	0	0	0	0
39	0	0	0	0	0	0	0	0	0	0	0	0	0	0	0	0	0	0	0	0	0	0	0	0	0	0
40	0	0	0	0	0	0	0	0	0	0	0	0	0	0	0	0	0	0	0	0	0	0	0	0	0	0
41	0	0	0	0	0	0	0	0	0	0	0	0	0	0	0	0	0	0	0	0	0	0	0	0	0	0
42	0	0	0	0	0	0	0	0	0	0	0	0	0	0	0	0	0	0	0	0	0	0	0	0	0	0
43+	0	0	0	0	0	0	0	0	0	0	0	0	0	0	0	0	0	0	0	0	0	0	0	0	0	0
UNK	0	0	0	0	0	0	0	0	0	0	0	0	0	0	0	0	0	0	0	0	0	0	0	0	0	0
TOT	1,172	1	0	0	0	0	5	21	66	56	9	1	0	0	0	0	0	15	41	188	249	302	163	50	2	3
AVG	11.5	0.5	0.0	0.0	0.0	0.0	24.3	16.0	15.6	8.8	3.1	2.5	0.0	0.0	0.0	0.0	0.0	22.4	19.4	17.5	13.6	9.4	4.7	2.1	1.5	1.5

OFFICERS: AVE/ 12.7

ENLISTED: AVE/ 11.4

Excluding members who retired during the fiscal year and died before the end of the year.

Number of Military Retirees Retired During FY2014 and Receiving Retired Pay by Rank and Years of Service

YOS	DOD TOTAL											ALL RETIREES EXCLUDING RESERVE RETIRED														
	TOTAL	UNK	O-10	O-9	O-8	O-7	O-6	O-5	O-4	O-3	O-2	O-1	W-5	W-4	W-3	W-2	W-1	E-9	E-8	E-7	E-6	E-5	E-4	E-3	E-2	E-1
0	74	1	0	0	0	0	0	0	0	0	1	0	0	0	0	0	0	0	0	0	0	1	7	23	32	9
1	182	2	0	0	0	0	0	0	1	2	4	2	0	0	0	0	0	0	0	0	0	12	41	98	12	8
2	392	1	0	0	0	0	0	0	0	8	13	2	0	0	0	0	0	0	0	3	6	55	212	83	7	2
3	643	2	0	0	0	0	0	0	3	17	18	1	0	0	0	0	0	0	2	7	25	127	382	48	5	6
4	649	0	0	0	0	0	0	3	1	30	18	1	0	0	0	0	2	0	3	9	34	188	332	23	4	1
5	706	0	0	0	0	0	1	2	5	37	8	1	0	0	1	4	0	1	3	25	81	288	231	16	2	0
6	680	0	0	0	0	0	1	3	9	42	5	1	0	1	3	3	0	2	10	21	106	298	165	7	2	1
7	674	0	0	0	0	0	0	2	15	46	2	0	0	0	4	4	0	5	12	28	150	270	128	4	3	1
8	671	0	0	0	0	0	3	15	21	40	3	0	0	0	0	2	0	5	19	45	169	258	87	3	1	0
9	623	0	0	0	0	0	2	8	23	32	5	1	1	2	1	4	0	4	19	69	218	190	42	2	0	0
10	528	0	0	0	0	0	1	10	23	22	4	1	0	1	0	6	0	6	18	50	160	191	33	2	0	0
11	472	0	0	0	0	0	2	6	18	22	2	0	0	1	2	5	0	7	14	63	180	130	20	0	0	0
12	466	0	0	0	0	0	2	12	20	18	3	0	0	4	4	7	0	3	13	83	184	101	12	0	0	0
13	366	0	0	0	0	0	1	12	15	8	1	0	0	2	2	10	0	4	18	69	130	82	12	0	0	0
14	338	0	0	0	0	0	0	8	14	10	1	0	0	1	2	3	0	6	16	69	136	63	9	0	0	0
15	1,115	0	0	0	0	0	0	8	120	34	1	0	0	1	4	28	0	3	22	146	676	68	4	0	0	0
16	1,011	0	0	0	0	0	2	6	101	38	1	0	0	1	4	16	0	5	17	174	595	50	1	0	0	0
17	925	0	0	0	0	0	1	24	128	26	2	0	0	3	8	16	0	1	19	218	391	84	4	0	0	0
18	765	0	0	0	0	0	1	35	61	24	0	0	0	2	5	7	0	3	18	264	286	58	1	0	0	0
19	675	0	0	0	0	0	1	58	62	20	0	0	1	2	3	2	1	0	29	288	169	33	6	0	0	0
20	13,216	0	0	0	1	2	103	1,051	1,082	195	7	0	9	111	176	106	0	106	930	4,082	4,463	749	35	5	1	2
21	3,411	0	0	0	1	0	92	473	255	74	0	0	5	50	66	23	0	50	449	1,576	285	10	2	0	0	0
22	2,792	0	0	0	0	0	90	430	186	55	2	0	4	38	48	9	0	68	436	1,242	178	4	1	1	0	0
23	2,414	0	0	1	0	1	123	323	155	47	0	0	6	58	26	8	0	80	398	964	222	2	0	0	0	0
24	2,773	0	0	0	0	0	189	253	115	43	0	0	6	50	14	1	0	114	422	1,549	15	0	1	0	0	1
25	1,384	0	0	0	1	0	246	189	105	31	0	0	7	49	6	2	0	143	363	236	5	0	1	0	0	0
26	1,766	0	0	0	1	3	319	115	83	16	0	0	12	49	4	0	1	118	742	300	3	0	0	0	0	0
27	778	0	0	0	0	4	287	84	65	7	0	0	9	38	4	0	0	120	147	10	1	2	0	0	0	0
28	670	0	0	0	0	5	218	100	51	5	0	0	10	27	3	1	0	146	101	2	1	0	0	0	0	0
29	557	0	0	0	0	8	182	23	26	1	0	0	12	26	4	0	0	163	105	7	0	0	0	0	0	0
30	1,340	0	0	0	2	16	361	41	60	2	0	0	36	55	11	0	0	737	15	4	0	0	0	0	0	0
31	148	0	0	0	7	7	34	18	6	0	0	0	14	2	0	0	0	58	2	0	0	0	0	0	0	0
32	155	0	0	0	7	8	26	16	3	0	0	0	5	1	0	0	0	86	1	2	0	0	0	0	0	0
33	65	0	0	4	20	3	13	8	0	0	0	0	8	1	0	0	0	8	0	0	0	0	0	0	0	0
34	56	0	1	5	13	1	16	7	0	0	0	0	7	0	0	0	0	4	0	2	0	0	0	0	0	0
35	50	0	1	8	5	2	6	17	0	0	0	0	3	0	0	0	0	8	0	0	0	0	0	0	0	0
36	24	0	0	5	1	1	8	3	0	0	0	0	3	1	0	0	0	2	0	0	0	0	0	0	0	0
37	16	0	2	2	4	0	6	1	0	0	0	0	1	0	0	0	0	0	0	0	0	0	0	0	0	0
38	17	0	3	4	1	0	8	0	0	0	0	0	0	1	0	0	0	0	0	0	0	0	0	0	0	0
39	7	0	2	3	0	0	0	2	0	0	0	0	0	0	0	0	0	0	0	0	0	0	0	0	0	0
40	8	0	0	3	0	0	3	0	0	0	0	0	2	0	0	0	0	0	0	0	0	0	0	0	0	0
41	0	0	0	0	0	0	0	0	0	0	0	0	0	0	0	0	0	0	0	0	0	0	0	0	0	0
42	1	0	0	0	0	0	1	0	0	0	0	0	0	0	0	0	0	0	0	0	0	0	0	0	0	0
43+	0	0	0	0	0	0	0	0	0	0	0	0	0	0	0	0	0	0	0	0	0	0	0	0	0	0
UNK	24	0	0	0	0	0	2	13	8	1	0	0	0	0	0	0	0	0	0	0	0	0	0	0	0	0
TOT	43,627	6	9	35	64	61	2,351	3,379	2,840	953	101	10	161	578	405	267	4	2,066	4,363	11,607	8,869	3,314	1,769	315	69	31
AVG	19.9	2.2	37.7	36.2	33.2	30.2	26.9	22.5	20.9	16.5	7.3	4.8	28.7	24.4	21.2	18.1	13.8	27.6	23.2	21.2	17.9	11.6	5.7	3.1	2.4	4.1

OFFICERS: AVE/ 22.5

ENLISTED: AVE/ 18.9

Excluding members who retired during the fiscal year and died before the end of the year.

Number of Military Retirees Retired During FY2014 and Receiving Retired Pay by Rank and Years of Service

YOS	DOD TOTAL										NON DISABILITY RETIREES EXCLUDING RESERVE RETIRED															
	TOTAL	UNK	O-10	O-9	O-8	O-7	O-6	O-5	O-4	O-3	O-2	O-1	W-5	W-4	W-3	W-2	W-1	E-9	E-8	E-7	E-6	E-5	E-4	E-3	E-2	E-1
0	0	0	0	0	0	0	0	0	0	0	0	0	0	0	0	0	0	0	0	0	0	0	0	0	0	0
1	0	0	0	0	0	0	0	0	0	0	0	0	0	0	0	0	0	0	0	0	0	0	0	0	0	0
2	0	0	0	0	0	0	0	0	0	0	0	0	0	0	0	0	0	0	0	0	0	0	0	0	0	0
3	0	0	0	0	0	0	0	0	0	0	0	0	0	0	0	0	0	0	0	0	0	0	0	0	0	0
4	0	0	0	0	0	0	0	0	0	0	0	0	0	0	0	0	0	0	0	0	0	0	0	0	0	0
5	0	0	0	0	0	0	0	0	0	0	0	0	0	0	0	0	0	0	0	0	0	0	0	0	0	0
6	0	0	0	0	0	0	0	0	0	0	0	0	0	0	0	0	0	0	0	0	0	0	0	0	0	0
7	0	0	0	0	0	0	0	0	0	0	0	0	0	0	0	0	0	0	0	0	0	0	0	0	0	0
8	0	0	0	0	0	0	0	0	0	0	0	0	0	0	0	0	0	0	0	0	0	0	0	0	0	0
9	0	0	0	0	0	0	0	0	0	0	0	0	0	0	0	0	0	0	0	0	0	0	0	0	0	0
10	0	0	0	0	0	0	0	0	0	0	0	0	0	0	0	0	0	0	0	0	0	0	0	0	0	0
11	0	0	0	0	0	0	0	0	0	0	0	0	0	0	0	0	0	0	0	0	0	0	0	0	0	0
12	0	0	0	0	0	0	0	0	0	0	0	0	0	0	0	0	0	0	0	0	0	0	0	0	0	0
13	0	0	0	0	0	0	0	0	0	0	0	0	0	0	0	0	0	0	0	0	0	0	0	0	0	0
14	0	0	0	0	0	0	0	0	0	0	0	0	0	0	0	0	0	0	0	0	0	0	0	0	0	0
15	844	0	0	0	0	0	0	4	100	24	0	0	0	3	18	0	0	8	91	563	32	1	0	0	0	0
16	797	0	0	0	0	0	1	1	87	26	1	0	0	1	3	15	0	4	119	504	35	0	0	0	0	0
17	723	0	0	0	0	0	0	17	121	19	0	0	0	1	6	15	0	8	163	312	58	3	0	0	0	0
18	595	0	0	0	0	0	0	28	57	22	0	0	0	1	0	4	0	4	209	225	44	1	0	0	0	0
19	577	0	0	0	0	0	1	55	56	18	0	0	0	2	1	1	0	0	23	254	137	23	6	0	0	0
20	12,796	0	0	0	1	2	103	1,044	1,062	181	5	0	9	99	169	101	0	100	892	3,896	4,363	730	31	5	1	2
21	3,174	0	0	0	1	0	90	466	240	66	0	0	5	46	60	21	0	49	417	1,458	243	10	2	0	0	0
22	2,616	0	0	0	0	0	88	418	171	48	1	0	4	35	43	7	0	62	401	1,181	152	4	0	1	0	0
23	2,289	0	0	1	0	1	120	318	150	43	0	0	6	54	24	8	0	73	371	910	208	2	0	0	0	0
24	2,694	0	0	0	0	0	189	251	115	40	0	0	5	48	13	1	0	106	399	1,511	14	0	1	0	0	1
25	1,315	0	0	0	1	0	241	179	102	31	0	0	7	46	6	2	0	130	348	217	4	0	1	0	0	0
26	1,728	0	0	0	1	3	318	112	83	14	0	0	12	48	4	0	1	113	723	293	3	0	0	0	0	0
27	747	0	0	0	0	4	280	80	64	6	0	0	9	38	4	0	0	116	135	9	0	2	0	0	0	0
28	651	0	0	0	0	5	217	99	47	5	0	0	10	27	3	1	0	144	91	1	1	0	0	0	0	0
29	550	0	0	0	0	8	181	23	25	1	0	0	12	25	4	0	0	160	104	7	0	0	0	0	0	0
30	1,334	0	0	0	2	16	361	40	60	2	0	0	36	55	10	0	0	735	14	3	0	0	0	0	0	0
31	147	0	0	0	7	7	34	18	6	0	0	0	14	2	0	0	0	57	2	0	0	0	0	0	0	0
32	150	0	0	0	7	8	24	16	3	0	0	0	5	1	0	0	0	84	0	2	0	0	0	0	0	0
33	64	0	0	4	20	3	13	8	0	0	0	0	8	0	0	0	0	8	0	0	0	0	0	0	0	0
34	55	0	1	5	13	1	16	7	0	0	0	0	7	0	0	0	0	4	0	1	0	0	0	0	0	0
35	49	0	1	8	5	1	6	17	0	0	0	0	3	0	0	0	0	8	0	0	0	0	0	0	0	0
36	24	0	0	5	1	1	8	3	0	0	0	0	3	1	0	0	0	2	0	0	0	0	0	0	0	0
37	16	0	2	2	4	0	6	1	0	0	0	0	1	0	0	0	0	0	0	0	0	0	0	0	0	0
38	17	0	3	4	1	0	8	0	0	0	0	0	0	1	0	0	0	0	0	0	0	0	0	0	0	0
39	7	0	2	3	0	0	0	2	0	0	0	0	0	0	0	0	0	0	0	0	0	0	0	0	0	0
40	8	0	0	3	0	0	3	0	0	0	0	0	2	0	0	0	0	0	0	0	0	0	0	0	0	0
41	0	0	0	0	0	0	0	0	0	0	0	0	0	0	0	0	0	0	0	0	0	0	0	0	0	0
42	1	0	0	0	0	0	1	0	0	0	0	0	0	0	0	0	0	0	0	0	0	0	0	0	0	0
43+	0	0	0	0	0	0	0	0	0	0	0	0	0	0	0	0	0	0	0	0	0	0	0	0	0	0
UNK	24	0	0	0	0	0	2	13	8	1	0	0	0	0	0	0	0	0	0	0	0	0	0	0	0	0
TOT	33,992	0	9	35	64	60	2,311	3,220	2,557	547	7	0	158	531	353	194	1	1,951	3,944	10,325	6,729	940	46	6	1	3
AVG	22.5	0.0	37.7	36.2	33.2	30.1	27.0	22.9	21.6	21.3	20.2	0.0	28.9	24.8	21.8	19.9	26.5	28.1	23.7	21.8	19.7	19.9	20.3	20.8	20.5	21.8

OFFICERS: AVE/ 23.7

ENLISTED: AVE/ 22.0

Excluding members who retired during the fiscal year and died before the end of the year.

Number of Military Retirees Retired During FY2014 and Receiving Retired Pay by Rank and Years of Service

YOS	DOD TOTAL												DISABILITY ONLY													
	TOTAL	UNK	O-10	O-9	O-8	O-7	O-6	O-5	O-4	O-3	O-2	O-1	W-5	W-4	W-3	W-2	W-1	E-9	E-8	E-7	E-6	E-5	E-4	E-3	E-2	E-1
0	74	1	0	0	0	0	0	0	0	0	1	0	0	0	0	0	0	0	0	0	0	1	7	23	32	9
1	182	2	0	0	0	0	0	0	1	2	4	2	0	0	0	0	0	0	0	0	0	12	41	98	12	8
2	392	1	0	0	0	0	0	0	0	8	13	2	0	0	0	0	0	0	0	3	6	55	212	83	7	2
3	643	2	0	0	0	0	0	0	3	17	18	1	0	0	0	0	0	0	2	7	25	127	382	48	5	6
4	649	0	0	0	0	0	0	3	1	30	18	1	0	0	0	2	0	3	9	34	188	332	23	4	1	
5	706	0	0	0	0	0	1	2	5	37	8	1	0	0	1	4	0	1	3	25	81	288	231	16	2	0
6	680	0	0	0	0	0	1	3	9	42	5	1	0	1	3	3	0	2	10	21	106	298	165	7	2	1
7	674	0	0	0	0	0	0	2	15	46	2	0	0	0	4	4	0	5	12	28	150	270	128	4	3	1
8	671	0	0	0	0	0	3	15	21	40	3	0	0	0	2	0	0	5	19	45	169	258	87	3	1	0
9	623	0	0	0	0	0	2	8	23	32	5	1	1	2	1	4	0	4	19	69	218	190	42	2	0	0
10	528	0	0	0	0	0	1	10	23	22	4	1	0	1	0	6	0	6	18	50	160	191	33	2	0	0
11	472	0	0	0	0	0	2	6	18	22	2	0	0	1	2	5	0	7	14	63	180	130	20	0	0	0
12	466	0	0	0	0	0	2	12	20	18	3	0	0	4	4	7	0	3	13	83	184	101	12	0	0	0
13	366	0	0	0	0	0	1	12	15	8	1	0	0	2	2	10	0	4	18	69	130	82	12	0	0	0
14	338	0	0	0	0	0	0	8	14	10	1	0	0	1	2	3	0	6	16	69	136	63	9	0	0	0
15	271	0	0	0	0	0	0	4	20	10	1	0	0	1	1	10	0	3	14	55	113	36	3	0	0	0
16	214	0	0	0	0	0	1	5	14	12	0	0	0	0	1	1	0	5	13	55	91	15	1	0	0	0
17	202	0	0	0	0	0	1	7	7	7	2	0	0	2	2	1	0	1	11	55	79	26	1	0	0	0
18	170	0	0	0	0	0	1	7	4	2	0	0	0	1	5	3	0	3	14	55	61	14	0	0	0	0
19	98	0	0	0	0	0	0	3	6	2	0	0	1	0	2	1	1	0	6	34	32	10	0	0	0	0
20	420	0	0	0	0	0	0	7	20	14	2	0	0	12	7	5	0	6	38	186	100	19	4	0	0	0
21	237	0	0	0	0	0	2	7	15	8	0	0	0	4	6	2	0	1	32	118	42	0	0	0	0	0
22	176	0	0	0	0	0	2	12	15	7	1	0	0	3	5	2	0	6	35	61	26	0	1	0	0	0
23	125	0	0	0	0	0	3	5	5	4	0	0	0	4	2	0	0	7	27	54	14	0	0	0	0	0
24	79	0	0	0	0	0	0	2	0	3	0	0	1	2	1	0	0	8	23	38	1	0	0	0	0	0
25	69	0	0	0	0	0	5	10	3	0	0	0	0	3	0	0	0	13	15	19	1	0	0	0	0	0
26	38	0	0	0	0	0	1	3	0	2	0	0	0	1	0	0	0	5	19	7	0	0	0	0	0	0
27	31	0	0	0	0	0	7	4	1	1	0	0	0	0	0	0	0	4	12	1	1	0	0	0	0	0
28	19	0	0	0	0	0	1	1	4	0	0	0	0	0	0	0	0	2	10	1	0	0	0	0	0	0
29	7	0	0	0	0	0	1	0	1	0	0	0	0	1	0	0	0	3	1	0	0	0	0	0	0	0
30	6	0	0	0	0	0	0	1	0	0	0	0	0	0	1	0	0	2	1	1	0	0	0	0	0	0
31	1	0	0	0	0	0	0	0	0	0	0	0	0	0	0	0	0	1	0	0	0	0	0	0	0	0
32	5	0	0	0	0	0	2	0	0	0	0	0	0	0	0	0	0	2	1	0	0	0	0	0	0	0
33	1	0	0	0	0	0	0	0	0	0	0	0	0	1	0	0	0	0	0	0	0	0	0	0	0	0
34	1	0	0	0	0	0	0	0	0	0	0	0	0	0	0	0	0	0	0	1	0	0	0	0	0	0
35	1	0	0	0	0	1	0	0	0	0	0	0	0	0	0	0	0	0	0	0	0	0	0	0	0	0
36	0	0	0	0	0	0	0	0	0	0	0	0	0	0	0	0	0	0	0	0	0	0	0	0	0	0
37	0	0	0	0	0	0	0	0	0	0	0	0	0	0	0	0	0	0	0	0	0	0	0	0	0	0
38	0	0	0	0	0	0	0	0	0	0	0	0	0	0	0	0	0	0	0	0	0	0	0	0	0	0
39	0	0	0	0	0	0	0	0	0	0	0	0	0	0	0	0	0	0	0	0	0	0	0	0	0	0
40	0	0	0	0	0	0	0	0	0	0	0	0	0	0	0	0	0	0	0	0	0	0	0	0	0	0
41	0	0	0	0	0	0	0	0	0	0	0	0	0	0	0	0	0	0	0	0	0	0	0	0	0	0
42	0	0	0	0	0	0	0	0	0	0	0	0	0	0	0	0	0	0	0	0	0	0	0	0	0	0
43+	0	0	0	0	0	0	0	0	0	0	0	0	0	0	0	0	0	0	0	0	0	0	0	0	0	0
UNK	0	0	0	0	0	0	0	0	0	0	0	0	0	0	0	0	0	0	0	0	0	0	0	0	0	0
TOT	9,635	6	0	0	0	1	40	159	283	406	94	10	3	47	52	73	3	115	419	1,282	2,140	2,374	1,723	309	68	28
AVG	10.6	2.2	0.0	0.0	0.0	35.5	20.2	16.1	14.2	10.0	6.3	4.8	17.8	19.5	16.9	13.3	9.5	18.9	18.1	16.3	12.2	8.4	5.3	2.8	2.1	2.2

OFFICERS: AVE/ 12.8

ENLISTED: AVE/ 10.3

Excluding members who retired during the fiscal year and died before the end of the year.

Number of Military Retirees Receiving Retired Pay as of September 30, 2014 by Rank and Age at Retirement

RETIRED AGE	ARMY										ALL RETIREES INCLUDING RESERVE RETIRED																
	TOTAL	UNK	O-10	O-9	O-8	O-7	O-6	O-5	O-4	O-3	O-2	O-1	W-5	W-4	W-3	W-2	W-1	E-9	E-8	E-7	E-6	E-5	E-4	E-3	E-2	E-1	
17	9	0	0	0	0	0	0	0	0	0	0	0	0	0	0	0	0	0	0	0	0	0	0	0	7	2	
18	131	0	0	0	0	0	0	0	0	0	0	0	0	0	0	0	0	0	0	0	0	1	11	53	54	12	
19	556	0	0	0	0	0	0	0	0	0	0	0	0	0	0	0	0	0	0	0	0	21	160	215	138	22	
20	1,331	2	0	0	0	0	0	0	0	3	3	0	0	0	5	1	0	0	0	6	86	665	372	165	23		
21	2,427	4	0	0	0	0	0	1	0	4	16	4	0	0	18	6	0	0	2	31	343	1,392	456	124	26		
22	2,663	5	0	0	1	0	0	0	0	22	50	24	0	0	27	3	0	0	2	42	585	1,450	311	117	24		
23	2,444	5	0	0	0	0	0	0	0	57	85	54	0	0	1	28	3	0	1	53	676	1,132	256	84	9		
24	2,540	2	0	0	0	0	0	0	0	99	167	34	0	0	22	0	0	0	106	785	1,062	190	55	18			
25	2,561	4	0	0	0	0	1	0	1	145	199	39	0	0	17	2	0	0	2	177	861	917	138	39	19		
26	2,448	0	0	0	0	0	0	0	2	219	135	13	1	0	15	1	0	0	5	272	905	741	102	23	14		
27	2,375	0	0	0	0	0	0	0	6	241	83	16	0	0	15	3	0	1	25	397	855	634	62	30	7		
28	2,304	0	0	0	0	0	0	1	5	218	57	13	0	0	20	4	0	0	48	501	817	529	65	18	7		
29	2,163	0	0	0	0	0	0	1	10	195	38	6	1	0	2	15	4	0	70	533	770	444	48	17	9		
30	2,127	0	0	0	0	0	0	2	16	187	37	5	0	0	2	34	0	1	99	598	726	365	43	3	9		
31	1,955	0	0	0	0	0	0	0	20	173	20	4	0	0	9	22	1	0	1	137	594	623	298	34	12	7	
32	1,917	0	0	0	0	0	0	0	34	146	12	1	0	0	5	30	3	4	180	577	647	245	23	4	6		
33	2,538	0	0	0	0	0	0	2	52	125	24	4	0	0	11	35	2	1	6	356	779	927	188	24	2	0	
34	3,092	0	0	0	0	0	0	0	67	130	24	1	0	1	14	62	2	0	21	605	1,045	903	195	19	3	0	
35	3,353	0	0	0	0	0	0	2	53	129	20	2	0	1	34	79	0	1	35	807	1,251	784	140	13	0	2	
36	4,190	0	0	0	0	0	0	4	131	127	18	2	0	5	54	111	1	10	138	1,305	1,463	670	138	10	2	1	
37	19,036	0	0	0	0	0	0	23	522	347	18	3	0	57	614	633	5	129	2,602	8,098	4,881	936	155	8	3	2	
38	46,636	0	0	0	0	0	0	137	1,431	632	44	4	0	266	1,668	1,144	11	286	7,220	20,519	11,361	1,747	146	12	2	6	
39	52,960	0	0	0	0	0	0	295	1,910	593	41	5	3	555	2,026	1,121	11	577	9,282	23,170	11,546	1,668	131	14	4	8	
40	49,134	0	0	0	0	0	3	635	2,067	545	36	6	4	735	1,888	886	8	869	9,569	21,299	8,998	1,416	145	13	4	8	
41	43,535	0	0	1	0	0	21	1,968	2,692	508	46	9	9	781	1,618	621	7	1,180	9,044	17,394	6,485	1,009	124	8	1	9	
42	43,486	0	0	1	0	0	79	5,795	4,507	463	32	2	16	887	1,305	512	2	1,309	8,496	14,133	5,039	798	100	6	0	4	
43	37,262	0	0	0	0	0	144	6,218	3,576	447	29	4	27	924	1,061	373	6	1,601	7,415	10,988	3,731	618	87	6	1	6	
44	31,533	0	0	0	0	2	327	5,814	2,490	319	24	1	44	1,009	799	265	6	2,000	6,636	8,392	2,842	485	68	3	2	5	
45	25,672	0	0	1	1	5	674	5,088	1,704	228	17	0	79	945	615	160	3	1,986	5,007	6,445	2,246	406	57	2	1	2	
46	20,790	0	0	1	1	6	1,118	4,036	1,155	154	16	1	105	853	410	125	5	1,961	3,894	4,856	1,733	309	48	1	1	1	
47	18,104	0	0	1	1	13	1,862	3,244	897	117	6	0	124	802	314	76	2	2,294	3,022	3,704	1,338	248	38	1	0	0	
48	16,643	0	0	0	5	19	2,843	2,659	626	112	5	0	135	772	246	62	0	2,591	2,302	2,926	1,089	224	24	0	2	1	
49	14,029	0	0	1	7	33	2,907	2,063	409	66	8	1	191	626	175	46	2	2,138	1,903	2,338	905	184	25	0	0	1	
50	11,599	0	0	1	8	51	2,756	1,816	341	57	5	1	160	425	113	39	1	1,668	1,402	1,855	718	165	16	0	1	0	
51	9,847	1	0	3	16	79	3,125	1,245	237	46	5	0	167	326	93	30	2	1,133	1,090	1,555	561	116	15	0	2	0	
52	8,470	0	0	8	35	125	3,117	829	169	44	8	0	129	254	79	24	0	917	881	1,271	502	69	8	0	1	0	
53	5,900	0	2	14	61	91	1,747	604	142	35	2	1	129	188	58	15	0	631	636	1,039	408	82	14	0	0	1	
54	4,630	0	2	29	83	94	1,047	442	109	23	1	0	112	169	45	15	0	526	594	919	322	90	8	0	0	0	
55	3,606	0	5	48	98	38	785	359	76	25	3	0	86	133	17	8	0	365	541	759	192	59	9	0	0	0	
56	2,533	0	12	51	103	25	539	272	61	13	1	0	96	117	27	3	1	201	318	512	141	37	3	0	0	0	
57	2,239	0	14	55	88	28	438	257	53	14	1	0	77	94	15	3	0	167	338	434	134	25	4	0	0	0	
58	2,055	0	12	42	61	20	317	235	68	20	2	0	76	87	16	1	0	199	332	400	122	38	7	0	0	0	
59	3,409	0	9	31	34	17	411	401	119	54	3	1	95	127	26	6	0	259	608	664	343	165	35	0	1	0	
60	206,141	1	8	23	472	794	15,731	26,592	13,209	5,294	388	60	885	6,693	2,371	1,150	123	8,556	28,100	38,394	38,003	16,939	2,284	36	9	26	
61	1,831	0	5	8	31	20	262	189	66	21	5	0	102	161	22	5	1	66	177	242	267	160	21	0	0	0	
62	1,825	0	5	3	30	11	349	186	78	15	4	1	228	354	30	4	0	35	90	161	134	98	9	0	0	0	
63	348	0	2	5	13	0	107	49	16	5	1	0	2	6	1	0	0	3	19	33	43	38	5	0	0	0	
64	197	0	0	0	13	3	103	46	9	1	0	0	2	0	0	1	0	1	2	6	6	4	0	0	0	0	
65	102	0	0	0	3	2	62	24	4	1	0	0	0	1	0	0	0	0	1	2	1	0	2	0	0	0	0
66	74	0	0	1	2	0	51	14	1	0	0	0	0	0	0	0	0	1	0	3	1	0	0	0	0	0	0
67	85	0	0	0	1	1	65	13	2	0	0	0	0	0	0	0	0	1	1	0	1	0	0	0	0	0	0
68	49	0	0	0	1	0	33	12	0	0	0	0	0	0	0	0	1	0	2	0	0	0	0	0	0	0	0
69	7	0	0	0	0	0	3	2	0	0	0	0	0	0	1	0	0	0	1	0	0	0	0	0	0	0	0
70+	11	0	0	0	1	0	0	0	1	0	0	0	1	0	0	1	0	0	2	3	1	0	1	0	0	0	0
UNK	279	0	0	0	1	0	0	0	4	3	0	0	0	1	3	12	0	4	18	105	88	40	0	0	0	0	0
TOT	727,181	24	76	328	1,171	1,477	41,027	71,575	39,148	12,419	1,739	325	3,086	18,355	15,789	7,896	232	33,666	111,752	196,261	112,608	40,161	14,293	2,544	932	297	
AVG	47.2	25.3	58.0	56.5	57.7	56.8	54.4	51.1	48.7	47.5	37.3	33.6	54.7	51.2	44.4	42.7	49.2	50.2	47.2	45.3	47.0	45.7	32.2	23.9	22.9	30.0	

OFFICERS: AVE/ 50.3

ENLISTED: AVE/ 45.9

Number of Military Retirees Receiving Retired Pay as of September 30, 2014 by Rank and Age at Retirement

RETIRED AGE	ARMY										ALL RETIREES EXCLUDING RESERVE RETIRED																
	TOTAL	UNK	O-10	O-9	O-8	O-7	O-6	O-5	O-4	O-3	O-2	O-1	W-5	W-4	W-3	W-2	W-1	E-9	E-8	E-7	E-6	E-5	E-4	E-3	E-2	E-1	
17	9	0	0	0	0	0	0	0	0	0	0	0	0	0	0	0	0	0	0	0	0	0	0	0	7	2	
18	131	0	0	0	0	0	0	0	0	0	0	0	0	0	0	0	0	0	0	0	0	1	11	53	54	12	
19	556	0	0	0	0	0	0	0	0	0	0	0	0	0	0	0	0	0	0	0	0	21	160	215	138	22	
20	1,331	2	0	0	0	0	0	0	0	3	3	0	0	0	5	1	0	0	0	0	6	86	665	372	165	23	
21	2,427	4	0	0	0	0	0	1	0	4	16	4	0	0	18	6	0	0	2	31	343	1,392	456	124	26		
22	2,663	5	0	0	1	0	0	0	0	22	50	24	0	0	27	3	0	0	2	42	585	1,450	311	117	24		
23	2,444	5	0	0	0	0	0	0	0	57	85	54	0	0	1	28	3	0	0	1	53	676	1,132	256	84	9	
24	2,540	2	0	0	0	0	0	0	0	99	167	34	0	0	0	22	0	0	0	0	106	785	1,062	190	55	18	
25	2,561	4	0	0	0	0	1	0	1	145	199	39	0	0	17	2	0	0	2	177	861	917	138	39	19		
26	2,448	0	0	0	0	0	0	0	2	219	135	13	1	0	15	1	0	0	5	272	905	741	102	23	14		
27	2,375	0	0	0	0	0	0	0	6	241	83	16	0	0	15	3	0	1	25	397	855	634	62	30	7		
28	2,304	0	0	0	0	0	0	1	5	218	57	13	0	0	20	4	0	0	48	501	817	529	65	18	7		
29	2,163	0	0	0	0	0	0	1	10	195	38	6	1	0	2	15	4	0	70	533	770	444	48	17	9		
30	2,127	0	0	0	0	0	0	2	16	187	37	5	0	0	2	34	0	1	99	598	726	365	43	3	9		
31	1,955	0	0	0	0	0	0	0	20	173	20	4	0	0	9	22	1	0	1	137	594	623	298	34	12	7	
32	1,917	0	0	0	0	0	0	0	34	146	12	1	0	0	5	30	3	4	4	180	577	647	245	23	4	6	
33	2,538	0	0	0	0	0	0	2	52	125	24	4	0	0	11	35	2	1	6	356	779	927	188	24	2	0	
34	3,092	0	0	0	0	0	0	0	67	130	24	1	0	1	14	62	2	0	21	605	1,045	903	195	19	3	0	
35	3,353	0	0	0	0	0	0	2	53	129	20	2	0	1	34	79	0	1	35	807	1,251	784	140	13	0	2	
36	4,190	0	0	0	0	0	0	4	131	127	18	2	0	5	54	111	1	10	138	1,305	1,463	670	138	10	2	1	
37	19,036	0	0	0	0	0	0	23	522	347	18	3	0	57	614	633	5	129	2,602	8,098	4,881	936	155	8	3	2	
38	46,636	0	0	0	0	0	0	137	1,431	632	44	4	0	266	1,668	1,144	11	286	7,220	20,519	11,361	1,747	146	12	2	6	
39	52,960	0	0	0	0	0	0	295	1,910	593	41	5	3	555	2,026	1,121	11	577	9,282	23,170	11,546	1,668	131	14	4	8	
40	49,134	0	0	0	0	0	3	635	2,067	545	36	6	4	735	1,888	886	8	869	9,569	21,299	8,998	1,416	145	13	4	8	
41	43,535	0	0	1	0	0	21	1,968	2,692	508	46	9	9	781	1,618	621	7	1,180	9,044	17,394	6,485	1,009	124	8	1	9	
42	43,486	0	0	1	0	0	79	5,795	4,507	463	32	2	16	887	1,305	512	2	1,309	8,496	14,133	5,039	798	100	6	0	4	
43	37,262	0	0	0	0	0	144	6,218	3,576	447	29	4	27	924	1,061	373	6	1,601	7,415	10,988	3,731	618	87	6	1	6	
44	31,533	0	0	0	0	2	327	5,814	2,490	319	24	1	44	1,009	799	265	6	2,000	6,636	8,392	2,842	485	68	3	2	5	
45	25,672	0	0	1	1	5	674	5,088	1,704	228	17	0	79	945	615	160	3	1,986	5,007	6,445	2,246	406	57	2	1	2	
46	20,790	0	0	1	1	6	1,118	4,036	1,155	154	16	1	105	853	410	125	5	1,961	3,894	4,856	1,733	309	48	1	1	1	
47	18,104	0	0	1	1	13	1,862	3,244	897	117	6	0	124	802	314	76	2	2,294	3,022	3,704	1,338	248	38	1	0	0	
48	16,643	0	0	0	5	19	2,843	2,659	626	112	5	0	135	772	246	62	0	2,591	2,302	2,926	1,089	224	24	0	2	1	
49	14,029	0	0	1	7	33	2,907	2,063	409	66	8	1	191	626	175	46	2	2,138	1,903	2,338	905	184	25	0	0	1	
50	11,599	0	0	1	8	51	2,756	1,816	341	57	5	1	160	425	113	39	1	1,668	1,402	1,855	718	165	16	0	1	0	
51	9,846	1	0	3	16	79	3,124	1,245	237	46	5	0	167	326	93	30	2	1,133	1,090	1,555	561	116	15	0	2	0	
52	8,470	0	0	8	35	125	3,117	829	169	44	8	0	129	254	79	24	0	917	881	1,271	502	69	8	0	1	0	
53	5,900	0	2	14	61	91	1,747	604	142	35	2	1	129	188	58	15	0	631	636	1,039	408	82	14	0	0	1	
54	4,622	0	2	29	83	94	1,046	439	109	23	1	0	112	169	45	15	0	526	592	917	322	90	8	0	0	0	
55	3,564	0	5	47	98	38	781	345	75	25	3	0	85	131	17	7	0	363	535	750	191	59	9	0	0	0	
56	2,408	0	12	51	101	24	519	232	55	13	1	0	95	115	27	3	0	192	293	500	137	35	3	0	0	0	
57	1,965	0	14	55	85	25	406	175	32	12	1	0	74	88	13	3	0	151	285	399	122	21	4	0	0	0	
58	1,487	0	12	42	53	18	249	129	31	10	2	0	69	71	12	1	0	143	217	309	88	27	4	0	0	0	
59	1,359	0	9	31	26	9	208	92	33	12	0	0	64	60	6	1	0	121	266	321	80	20	0	0	0	0	
60	1,070	0	8	19	14	2	149	70	22	8	0	0	90	50	3	3	0	144	222	219	35	11	0	1	0	0	
61	313	0	5	7	2	2	104	51	12	0	0	0	34	21	0	0	0	19	23	25	7	1	0	0	0	0	
62	465	0	5	3	1	0	182	98	22	0	0	0	74	38	2	0	0	9	14	14	2	1	0	0	0	0	
63	57	0	2	5	2	0	28	9	3	2	0	0	0	2	0	0	0	1	1	1	1	0	0	0	0	0	
64	37	0	0	0	2	0	21	9	2	0	0	0	1	0	0	0	0	0	0	2	0	0	0	0	0	0	
65	20	0	0	0	1	0	12	6	1	0	0	0	0	0	0	0	0	0	0	0	0	0	0	0	0	0	0
66	15	0	0	0	0	0	9	5	1	0	0	0	0	0	0	0	0	0	0	0	0	0	0	0	0	0	0
67	11	0	0	0	0	0	7	3	1	0	0	0	0	0	0	0	0	0	0	0	0	0	0	0	0	0	0
68	12	0	0	0	0	0	9	2	0	0	0	0	0	0	0	0	0	1	0	0	0	0	0	0	0	0	0
69	2	0	0	0	0	0	1	1	0	0	0	0	0	0	0	0	0	0	0	0	0	0	0	0	0	0	0
70+	5	0	0	0	1	0	0	0	1	0	0	0	0	0	0	0	0	1	1	0	0	1	0	0	0	0	0
UNK	277	0	0	0	0	0	0	0	4	3	0	0	0	1	3	12	0	4	17	105	88	40	0	0	0	0	0
TOT	515,448	23	76	321	605	636	24,454	44,148	25,676	7,038	1,338	263	2,022	11,158	13,343	6,732	107	24,956	83,074	157,189	73,881	22,770	11,936	2,509	922	271	
AVG	41.9	23.8	58.0	56.4	55.2	52.5	50.5	45.5	42.7	38.0	30.5	27.3	51.8	45.5	41.5	39.7	36.6	46.7	42.8	41.6	40.1	34.8	26.7	23.4	22.5	27.1	

OFFICERS: AVE/ 44.8

ENLISTED: AVE/ 40.9

Number of Military Retirees Receiving Retired Pay as of September 30, 2014 by Rank and Age at Retirement

RETIRED AGE	ARMY										NON DISABILITY INCLUDING RESERVE RETIRED																
	TOTAL	UNK	O-10	O-9	O-8	O-7	O-6	O-5	O-4	O-3	O-2	O-1	W-5	W-4	W-3	W-2	W-1	E-9	E-8	E-7	E-6	E-5	E-4	E-3	E-2	E-1	
17	0	0	0	0	0	0	0	0	0	0	0	0	0	0	0	0	0	0	0	0	0	0	0	0	0	0	
18	0	0	0	0	0	0	0	0	0	0	0	0	0	0	0	0	0	0	0	0	0	0	0	0	0	0	
19	0	0	0	0	0	0	0	0	0	0	0	0	0	0	0	0	0	0	0	0	0	0	0	0	0	0	
20	0	0	0	0	0	0	0	0	0	0	0	0	0	0	0	0	0	0	0	0	0	0	0	0	0	0	
21	0	0	0	0	0	0	0	0	0	0	0	0	0	0	0	0	0	0	0	0	0	0	0	0	0	0	
22	0	0	0	0	0	0	0	0	0	0	0	0	0	0	0	0	0	0	0	0	0	0	0	0	0	0	
23	0	0	0	0	0	0	0	0	0	0	0	0	0	0	0	0	0	0	0	0	0	0	0	0	0	0	
24	0	0	0	0	0	0	0	0	0	0	0	0	0	0	0	0	0	0	0	0	0	0	0	0	0	0	
25	0	0	0	0	0	0	0	0	0	0	0	0	0	0	0	0	0	0	0	0	0	0	0	0	0	0	
26	0	0	0	0	0	0	0	0	0	0	0	0	0	0	0	0	0	0	0	0	0	0	0	0	0	0	
27	0	0	0	0	0	0	0	0	0	0	0	0	0	0	0	0	0	0	0	0	0	0	0	0	0	0	
28	0	0	0	0	0	0	0	0	0	0	0	0	0	0	0	0	0	0	0	0	0	0	0	0	0	0	
29	0	0	0	0	0	0	0	0	0	0	0	0	0	0	0	0	0	0	0	0	0	0	0	0	0	0	
30	0	0	0	0	0	0	0	0	0	0	0	0	0	0	0	0	0	0	0	0	0	0	0	0	0	0	
31	1	0	0	0	0	0	0	0	0	0	0	0	0	0	0	0	0	0	0	0	1	0	0	0	0	0	
32	174	0	0	0	0	0	0	0	1	0	0	0	0	0	2	0	0	1	25	42	103	0	0	0	0	0	
33	895	0	0	0	0	0	0	0	0	0	1	0	0	0	11	0	0	158	235	488	0	0	0	0	0	0	
34	1,449	0	0	0	0	0	0	0	2	3	1	0	0	6	34	1	0	407	520	472	0	0	0	0	0	0	
35	1,866	0	0	0	0	0	0	0	1	9	1	0	0	1	21	47	0	1	9	589	773	414	0	0	0	0	
36	2,732	0	0	0	0	0	0	1	45	30	4	0	0	3	39	83	0	10	110	1,054	998	352	2	0	1	0	
37	17,496	0	0	0	0	0	0	16	443	276	9	2	0	55	599	610	4	126	2,521	7,746	4,421	655	10	2	0	1	
38	44,872	0	0	0	0	0	0	117	1,341	515	29	1	0	262	1,633	1,112	10	280	7,079	20,058	10,903	1,476	42	7	2	5	
39	51,108	0	0	0	0	0	0	276	1,823	501	31	4	3	544	1,978	1,093	11	556	9,088	22,642	11,075	1,413	52	9	1	8	
40	47,133	0	0	0	0	0	3	591	1,951	462	29	4	4	720	1,828	855	8	840	9,324	20,751	8,514	1,182	51	6	2	8	
41	41,632	0	0	1	0	0	21	1,915	2,614	430	38	4	8	761	1,568	599	6	1,141	8,811	16,799	6,070	796	39	2	1	8	
42	41,747	0	0	1	0	0	75	5,723	4,409	399	21	2	16	858	1,261	492	2	1,263	8,277	13,648	4,665	599	29	3	0	4	
43	35,737	0	0	0	0	0	139	6,127	3,484	381	19	3	27	891	1,024	356	5	1,545	7,225	10,578	3,444	447	30	5	1	6	
44	30,162	0	0	0	0	1	318	5,733	2,409	262	18	0	44	988	779	253	6	1,924	6,445	8,047	2,581	337	11	0	1	5	
45	24,437	0	0	1	1	5	656	4,993	1,639	190	12	0	77	923	594	152	3	1,929	4,831	6,131	2,028	257	12	2	0	1	
46	19,691	0	0	1	1	5	1,092	3,951	1,091	127	10	1	104	829	393	112	5	1,901	3,738	4,610	1,517	189	11	1	1	1	
47	17,133	0	0	1	0	12	1,825	3,176	834	81	4	0	124	774	299	69	2	2,239	2,889	3,489	1,152	147	15	1	0	0	
48	15,804	0	0	0	5	18	2,803	2,572	574	87	4	0	133	754	236	57	0	2,535	2,198	2,745	933	146	3	0	1	0	
49	13,270	0	0	1	7	32	2,859	1,986	371	48	5	0	190	601	172	42	2	2,092	1,791	2,189	777	99	5	0	0	1	
50	10,866	0	0	0	8	51	2,708	1,757	300	40	4	1	160	407	102	31	0	1,619	1,295	1,704	594	84	1	0	0	0	
51	9,262	1	0	3	16	77	3,091	1,192	214	34	3	0	164	307	90	23	0	1,100	1,008	1,405	467	64	3	0	0	0	
52	7,998	0	0	8	35	122	3,079	800	155	35	5	0	126	239	70	20	0	885	817	1,163	400	37	1	0	1	0	
53	5,463	0	2	14	61	89	1,720	571	113	28	2	0	123	169	52	14	0	602	589	932	329	49	3	0	0	1	
54	4,233	0	2	28	81	92	1,024	420	92	17	0	0	110	159	42	10	0	503	540	823	247	42	1	0	0	0	
55	3,252	0	5	48	98	37	764	333	64	15	2	0	83	122	17	8	0	343	482	659	145	23	4	0	0	0	
56	2,243	0	12	51	101	25	533	243	53	6	0	0	90	106	23	0	1	181	275	433	95	14	1	0	0	0	
57	2,012	0	14	55	88	28	420	243	46	9	1	0	76	85	15	1	0	154	290	373	101	12	1	0	0	0	
58	1,861	0	12	42	61	19	310	226	61	18	0	0	74	76	12	0	0	187	295	350	92	23	3	0	0	0	
59	3,251	0	9	31	33	17	403	389	113	50	3	1	93	120	25	6	0	248	579	630	314	151	35	0	1	0	
60	206,034	1	8	23	472	794	15,724	26,583	13,201	5,292	388	60	885	6,686	2,370	1,150	123	8,547	28,082	38,373	37,986	16,932	2,284	35	9	26	
61	1,790	0	5	8	31	20	259	179	64	21	5	0	99	158	22	5	1	64	170	234	265	159	21	0	0	0	
62	1,800	0	5	3	30	11	345	182	76	15	4	1	228	353	30	4	0	32	86	156	133	97	9	0	0	0	
63	344	0	2	5	13	0	107	49	15	5	1	0	2	6	1	0	0	2	18	32	43	38	5	0	0	0	
64	195	0	0	0	13	3	101	46	9	1	0	0	2	0	0	1	0	1	2	6	6	4	0	0	0	0	
65	102	0	0	0	3	2	62	24	4	1	0	0	0	1	0	0	0	0	1	1	0	2	0	0	0	0	
66	74	0	0	1	2	0	51	14	1	0	0	0	0	0	0	0	0	0	1	0	3	1	0	0	0	0	
67	83	0	0	0	1	1	65	11	2	0	0	0	0	0	0	0	0	1	1	0	1	0	0	0	0	0	
68	48	0	0	0	1	0	32	12	0	0	0	0	0	0	0	0	1	0	2	0	0	0	0	0	0	0	
69	7	0	0	0	0	0	3	2	0	0	0	0	0	0	1	0	0	0	1	0	0	0	0	0	0	0	0
70+	11	0	0	0	1	0	0	0	1	0	0	0	1	0	0	1	0	0	2	3	1	0	1	0	0	0	0
UNK	279	0	0	0	1	0	0	0	4	3	0	0	0	1	3	12	0	4	18	105	88	40	0	0	0	0	0
TOT	668,547	2	76	326	1,164	1,461	40,592	70,453	37,620	9,391	654	84	3,046	17,959	15,307	7,265	190	32,856	108,893	189,050	101,959	27,344	2,685	73	22	75	
AVG	48.4	55.5	58.0	56.5	57.7	56.9	54.4	51.1	49.0	52.2	53.0	55.0	54.8	51.3	44.4	43.5	53.5	50.2	47.3	45.4	48.1	52.7	57.8	49.8	50.2	47.8	

OFFICERS: AVE/ 50.8

ENLISTED: AVE/ 47.3

Number of Military Retirees Receiving Retired Pay as of September 30, 2014 by Rank and Age at Retirement

RETIRED AGE	ARMY										NON DISABILITY EXCLUDING RESERVE RETIRED																
	TOTAL	UNK	O-10	O-9	O-8	O-7	O-6	O-5	O-4	O-3	O-2	O-1	W-5	W-4	W-3	W-2	W-1	E-9	E-8	E-7	E-6	E-5	E-4	E-3	E-2	E-1	
17	0	0	0	0	0	0	0	0	0	0	0	0	0	0	0	0	0	0	0	0	0	0	0	0	0	0	
18	0	0	0	0	0	0	0	0	0	0	0	0	0	0	0	0	0	0	0	0	0	0	0	0	0	0	
19	0	0	0	0	0	0	0	0	0	0	0	0	0	0	0	0	0	0	0	0	0	0	0	0	0	0	
20	0	0	0	0	0	0	0	0	0	0	0	0	0	0	0	0	0	0	0	0	0	0	0	0	0	0	
21	0	0	0	0	0	0	0	0	0	0	0	0	0	0	0	0	0	0	0	0	0	0	0	0	0	0	
22	0	0	0	0	0	0	0	0	0	0	0	0	0	0	0	0	0	0	0	0	0	0	0	0	0	0	
23	0	0	0	0	0	0	0	0	0	0	0	0	0	0	0	0	0	0	0	0	0	0	0	0	0	0	
24	0	0	0	0	0	0	0	0	0	0	0	0	0	0	0	0	0	0	0	0	0	0	0	0	0	0	
25	0	0	0	0	0	0	0	0	0	0	0	0	0	0	0	0	0	0	0	0	0	0	0	0	0	0	
26	0	0	0	0	0	0	0	0	0	0	0	0	0	0	0	0	0	0	0	0	0	0	0	0	0	0	
27	0	0	0	0	0	0	0	0	0	0	0	0	0	0	0	0	0	0	0	0	0	0	0	0	0	0	
28	0	0	0	0	0	0	0	0	0	0	0	0	0	0	0	0	0	0	0	0	0	0	0	0	0	0	
29	0	0	0	0	0	0	0	0	0	0	0	0	0	0	0	0	0	0	0	0	0	0	0	0	0	0	
30	0	0	0	0	0	0	0	0	0	0	0	0	0	0	0	0	0	0	0	0	0	0	0	0	0	0	
31	1	0	0	0	0	0	0	0	0	0	0	0	0	0	0	0	0	0	0	0	1	0	0	0	0	0	
32	174	0	0	0	0	0	0	0	1	0	0	0	0	0	2	0	0	1	25	42	103	0	0	0	0	0	
33	895	0	0	0	0	0	0	0	0	0	1	0	0	2	11	0	0	0	158	235	488	0	0	0	0	0	
34	1,449	0	0	0	0	0	0	0	2	3	1	0	0	6	34	1	0	3	407	520	472	0	0	0	0	0	
35	1,866	0	0	0	0	0	0	0	1	9	1	0	0	1	21	47	0	1	9	589	773	414	0	0	0	0	
36	2,732	0	0	0	0	0	0	1	45	30	4	0	0	3	39	83	0	10	110	1,054	998	352	2	0	1	0	
37	17,496	0	0	0	0	0	0	16	443	276	9	2	0	55	599	610	4	126	2,521	7,746	4,421	655	10	2	0	1	
38	44,872	0	0	0	0	0	0	117	1,341	515	29	1	0	262	1,633	1,112	10	280	7,079	20,058	10,903	1,476	42	7	2	5	
39	51,108	0	0	0	0	0	0	276	1,823	501	31	4	3	544	1,978	1,093	11	556	9,088	22,642	11,075	1,413	52	9	1	8	
40	47,133	0	0	0	0	0	3	591	1,951	462	29	4	4	720	1,828	855	8	840	9,324	20,751	8,514	1,182	51	6	2	8	
41	41,632	0	0	1	0	0	21	1,915	2,614	430	38	4	8	761	1,568	599	6	1,141	8,811	16,799	6,070	796	39	2	1	8	
42	41,747	0	0	1	0	0	75	5,723	4,409	399	21	2	16	858	1,261	492	2	1,263	8,277	13,648	4,665	599	29	3	0	4	
43	35,737	0	0	0	0	0	139	6,127	3,484	381	19	3	27	891	1,024	356	5	1,545	7,225	10,578	3,444	447	30	5	1	6	
44	30,162	0	0	0	0	1	318	5,733	2,409	262	18	0	44	988	779	253	6	1,924	6,445	8,047	2,581	337	11	0	1	5	
45	24,437	0	0	1	1	5	656	4,993	1,639	190	12	0	77	923	594	152	3	1,929	4,831	6,131	2,028	257	12	2	0	1	
46	19,691	0	0	1	1	5	1,092	3,951	1,091	127	10	1	104	829	393	112	5	1,901	3,738	4,610	1,517	189	11	1	1	1	
47	17,133	0	0	1	0	12	1,825	3,176	834	81	4	0	124	774	299	69	2	2,239	2,889	3,489	1,152	147	15	1	0	0	
48	15,804	0	0	0	5	18	2,803	2,572	574	87	4	0	133	754	236	57	0	2,535	2,198	2,745	933	146	3	0	1	0	
49	13,270	0	0	1	7	32	2,859	1,986	371	48	5	0	190	601	172	42	2	2,092	1,791	2,189	777	99	5	0	0	1	
50	10,866	0	0	0	8	51	2,708	1,757	300	40	4	1	160	407	102	31	0	1,619	1,295	1,704	594	84	1	0	0	0	
51	9,261	1	0	3	16	77	3,090	1,192	214	34	3	0	164	307	90	23	0	1,100	1,008	1,405	467	64	3	0	0	0	
52	7,998	0	0	8	35	122	3,079	800	155	35	5	0	126	239	70	20	0	885	817	1,163	400	37	1	0	1	0	
53	5,463	0	2	14	61	89	1,720	571	113	28	2	0	123	169	52	14	0	602	589	932	329	49	3	0	0	1	
54	4,225	0	2	28	81	92	1,023	417	92	17	0	0	110	159	42	10	0	503	538	821	247	42	1	0	0	0	
55	3,210	0	5	47	98	37	760	319	63	15	2	0	82	120	17	7	0	341	476	650	144	23	4	0	0	0	
56	2,118	0	12	51	99	24	513	203	47	6	0	0	89	104	23	0	0	172	250	421	91	12	1	0	0	0	
57	1,738	0	14	55	85	25	388	161	25	7	1	0	73	79	13	1	0	138	237	338	89	8	1	0	0	0	
58	1,293	0	12	42	53	17	242	120	24	8	0	0	67	60	8	0	0	131	180	259	58	12	0	0	0	0	
59	1,201	0	9	31	25	9	200	80	27	8	0	0	62	53	5	1	0	110	237	287	51	6	0	0	0	0	
60	963	0	8	19	14	2	142	61	14	6	0	0	90	43	2	3	0	135	204	198	18	4	0	0	0	0	
61	272	0	5	7	2	2	101	41	10	0	0	0	31	18	0	0	0	17	16	17	5	0	0	0	0	0	
62	440	0	5	3	1	0	178	94	20	0	0	0	74	37	2	0	0	6	10	9	1	0	0	0	0	0	
63	53	0	2	5	2	0	28	9	2	2	0	0	0	2	0	0	0	0	0	0	1	0	0	0	0	0	0
64	35	0	0	0	2	0	19	9	2	0	0	0	1	0	0	0	0	0	2	0	0	0	0	0	0	0	0
65	20	0	0	0	1	0	12	6	1	0	0	0	0	0	0	0	0	0	0	0	0	0	0	0	0	0	0
66	15	0	0	0	0	0	9	5	1	0	0	0	0	0	0	0	0	0	0	0	0	0	0	0	0	0	0
67	9	0	0	0	0	0	7	1	1	0	0	0	0	0	0	0	0	0	0	0	0	0	0	0	0	0	0
68	11	0	0	0	0	0	8	2	0	0	0	0	0	0	0	0	0	1	0	0	0	0	0	0	0	0	0
69	2	0	0	0	0	0	1	1	0	0	0	0	0	0	0	0	0	0	0	0	0	0	0	0	0	0	0
70+	5	0	0	0	1	0	0	0	1	0	0	0	0	0	0	0	0	1	1	0	0	1	0	0	0	0	0
UNK	277	0	0	0	0	0	0	0	4	3	0	0	0	1	3	12	0	4	17	105	88	40	0	0	0	0	0
TOT	456,814	1	76	319	598	620	24,019	43,026	24,148	4,010	253	22	1,982	10,762	12,861	6,101	65	24,146	80,215	149,978	63,232	9,953	328	38	12	49	
AVG	43.0	51.0	58.0	56.4	55.3	52.5	50.5	45.5	42.8	41.7	41.9	41.0	51.8	45.4	41.5	40.3	41.2	46.7	42.7	41.6	40.8	39.8	41.8	40.4	42.1	41.3	

OFFICERS: AVE/ 45.4

ENLISTED: AVE/ 42.0

Number of Military Retirees Receiving Retired Pay as of September 30, 2014 by Rank and Age at Retirement

RETIRED AGE	ARMY											DISABILITY ONLY														
	TOTAL	UNK	O-10	O-9	O-8	O-7	O-6	O-5	O-4	O-3	O-2	O-1	W-5	W-4	W-3	W-2	W-1	E-9	E-8	E-7	E-6	E-5	E-4	E-3	E-2	E-1
17	9	0	0	0	0	0	0	0	0	0	0	0	0	0	0	0	0	0	0	0	0	0	0	0	7	2
18	131	0	0	0	0	0	0	0	0	0	0	0	0	0	0	0	0	0	0	0	0	1	11	53	54	12
19	556	0	0	0	0	0	0	0	0	0	0	0	0	0	0	0	0	0	0	0	0	21	160	215	138	22
20	1,331	2	0	0	0	0	0	0	0	3	3	0	0	0	5	1	0	0	0	0	6	86	665	372	165	23
21	2,427	4	0	0	0	0	0	1	0	4	16	4	0	0	18	6	0	0	2	31	343	1,392	456	124	26	
22	2,663	5	0	0	1	0	0	0	0	22	50	24	0	0	27	3	0	0	2	42	585	1,450	311	117	24	
23	2,444	5	0	0	0	0	0	0	0	57	85	54	0	0	1	28	3	0	1	53	676	1,132	256	84	9	
24	2,540	2	0	0	0	0	0	0	0	99	167	34	0	0	0	22	0	0	0	106	785	1,062	190	55	18	
25	2,561	4	0	0	0	0	1	0	1	145	199	39	0	0	17	2	0	0	2	177	861	917	138	39	19	
26	2,448	0	0	0	0	0	0	0	2	219	135	13	1	0	15	1	0	0	5	272	905	741	102	23	14	
27	2,375	0	0	0	0	0	0	0	6	241	83	16	0	0	15	3	0	1	25	397	855	634	62	30	7	
28	2,304	0	0	0	0	0	0	1	5	218	57	13	0	0	20	4	0	0	48	501	817	529	65	18	7	
29	2,163	0	0	0	0	0	0	1	10	195	38	6	1	0	2	15	4	0	70	533	770	444	48	17	9	
30	2,127	0	0	0	0	0	0	2	16	187	37	5	0	0	2	34	0	1	99	598	726	365	43	3	9	
31	1,954	0	0	0	0	0	0	0	20	173	20	4	0	0	9	22	1	0	137	593	623	298	34	12	7	
32	1,743	0	0	0	0	0	0	0	33	146	12	1	0	0	5	28	3	0	155	535	544	245	23	4	6	
33	1,643	0	0	0	0	0	0	2	52	125	23	4	0	0	9	24	2	1	198	544	439	188	24	2	0	
34	1,643	0	0	0	0	0	0	0	65	127	23	1	0	1	8	28	1	0	198	525	431	195	19	3	0	
35	1,487	0	0	0	0	0	0	2	52	120	19	2	0	0	13	32	0	0	218	478	370	140	13	0	2	
36	1,458	0	0	0	0	0	0	3	86	97	14	2	0	2	15	28	1	0	28	251	465	318	136	10	1	1
37	1,540	0	0	0	0	0	0	7	79	71	9	1	0	2	15	23	1	3	81	352	460	281	145	6	3	1
38	1,764	0	0	0	0	0	0	20	90	117	15	3	0	4	35	32	1	6	141	461	458	271	104	5	0	1
39	1,852	0	0	0	0	0	0	19	87	92	10	1	0	11	48	28	0	21	194	528	471	255	79	5	3	0
40	2,001	0	0	0	0	0	0	44	116	83	7	2	0	15	60	31	0	29	245	548	484	234	94	7	2	0
41	1,903	0	0	0	0	0	0	53	78	78	8	5	1	20	50	22	1	39	233	595	415	213	85	6	0	1
42	1,739	0	0	0	0	0	4	72	98	64	11	0	0	29	44	20	0	46	219	485	374	199	71	3	0	0
43	1,525	0	0	0	0	0	5	91	92	66	10	1	0	33	37	17	1	56	190	410	287	171	57	1	0	0
44	1,371	0	0	0	0	1	9	81	81	57	6	1	0	21	20	12	0	76	191	345	261	148	57	3	1	0
45	1,235	0	0	0	0	0	18	95	65	38	5	0	2	22	21	8	0	57	176	314	218	149	45	0	1	1
46	1,099	0	0	0	0	1	26	85	64	27	6	0	1	24	17	13	0	60	156	246	216	120	37	0	0	0
47	971	0	0	0	1	1	37	68	63	36	2	0	0	28	15	7	0	55	133	215	186	101	23	0	0	0
48	839	0	0	0	0	1	40	87	52	25	1	0	2	18	10	5	0	56	104	181	156	78	21	0	1	1
49	759	0	0	0	0	1	48	77	38	18	3	1	1	25	3	4	0	46	112	149	128	85	20	0	0	0
50	733	0	0	1	0	0	48	59	41	17	1	0	0	18	11	8	1	49	107	151	124	81	15	0	1	0
51	585	0	0	0	0	2	34	53	23	12	2	0	3	19	3	7	2	33	82	150	94	52	12	0	2	0
52	472	0	0	0	0	3	38	29	14	9	3	0	3	15	9	4	0	32	64	108	102	32	7	0	0	0
53	437	0	0	0	0	2	27	33	29	7	0	1	6	19	6	1	0	29	47	107	79	33	11	0	0	0
54	397	0	0	1	2	2	23	22	17	6	1	0	2	10	3	5	0	23	54	96	75	48	7	0	0	0
55	354	0	0	0	0	1	21	26	12	10	1	0	3	11	0	0	0	22	59	100	47	36	5	0	0	0
56	290	0	0	0	2	0	6	29	8	7	1	0	6	11	4	3	0	20	43	79	46	23	2	0	0	0
57	227	0	0	0	0	0	18	14	7	5	0	0	1	9	0	2	0	13	48	61	33	13	3	0	0	0
58	194	0	0	0	0	1	7	9	7	2	2	0	2	11	4	1	0	12	37	50	30	15	4	0	0	0
59	158	0	0	0	1	0	8	12	6	4	0	0	2	7	1	0	0	11	29	34	29	14	0	0	0	0
60	107	0	0	0	0	0	7	9	8	2	0	0	0	7	1	0	0	9	18	21	17	7	0	1	0	0
61	41	0	0	0	0	0	3	10	2	0	0	0	3	3	0	0	0	2	7	8	2	1	0	0	0	0
62	25	0	0	0	0	0	4	4	2	0	0	0	0	1	0	0	0	3	4	5	1	1	0	0	0	0
63	4	0	0	0	0	0	0	0	1	0	0	0	0	0	0	0	0	1	1	1	0	0	0	0	0	0
64	2	0	0	0	0	0	2	0	0	0	0	0	0	0	0	0	0	0	0	0	0	0	0	0	0	0
65	0	0	0	0	0	0	0	0	0	0	0	0	0	0	0	0	0	0	0	0	0	0	0	0	0	0
66	0	0	0	0	0	0	0	0	0	0	0	0	0	0	0	0	0	0	0	0	0	0	0	0	0	0
67	2	0	0	0	0	0	0	2	0	0	0	0	0	0	0	0	0	0	0	0	0	0	0	0	0	0
68	1	0	0	0	0	0	1	0	0	0	0	0	0	0	0	0	0	0	0	0	0	0	0	0	0	0
69	0	0	0	0	0	0	0	0	0	0	0	0	0	0	0	0	0	0	0	0	0	0	0	0	0	0
70+	0	0	0	0	0	0	0	0	0	0	0	0	0	0	0	0	0	0	0	0	0	0	0	0	0	0
UNK	0	0	0	0	0	0	0	0	0	0	0	0	0	0	0	0	0	0	0	0	0	0	0	0	0	0
TOT	58,634	22	0	2	7	16	435	1,122	1,528	3,028	1,085	241	40	396	482	631	42	810	2,859	7,211	10,649	12,817	11,608	2,471	910	222
AVG	33.7	22.6	0.0	52.0	49.7	51.2	50.7	46.9	41.6	33.0	27.8	26.1	52.2	47.7	41.5	34.4	29.5	47.4	44.8	41.7	36.3	31.0	26.2	23.1	22.2	24.0

OFFICERS: AVE/ 37.5

ENLISTED: AVE/ 33.1

Number of Military Retirees Receiving Retired Pay as of September 30, 2014 by Rank and Age at Retirement

RETIRED AGE	NAVY										ALL RETIREES INCLUDING RESERVE RETIRED															
	TOTAL	UNK	O-10	O-9	O-8	O-7	O-6	O-5	O-4	O-3	O-2	O-1	W-5	W-4	W-3	W-2	W-1	E-9	E-8	E-7	E-6	E-5	E-4	E-3	E-2	E-1
17	7	0	0	0	0	0	0	0	0	0	0	0	0	0	0	0	0	0	0	0	0	0	1	0	4	2
18	74	0	0	0	0	0	0	0	0	0	0	0	0	0	0	0	0	0	0	0	0	1	7	14	40	12
19	258	0	0	0	0	0	0	0	0	0	0	0	0	0	0	0	0	0	0	0	0	0	27	94	110	27
20	478	3	0	0	0	0	0	0	0	0	0	0	0	1	0	0	0	0	0	0	0	10	124	213	113	14
21	754	0	0	0	0	0	0	0	0	0	2	0	0	0	0	0	0	0	0	0	0	62	311	300	65	14
22	896	4	0	0	0	0	0	0	0	3	16	0	0	0	0	0	0	0	0	0	5	180	406	233	37	12
23	897	1	0	0	0	0	0	0	0	1	24	32	0	0	0	0	0	0	0	0	11	242	360	198	23	5
24	716	2	0	0	0	0	0	0	0	3	55	19	0	1	0	0	0	0	1	28	232	234	118	20	3	
25	686	0	0	0	0	0	0	0	2	16	83	12	0	0	0	0	0	0	0	50	255	180	72	14	2	
26	631	0	0	0	0	0	0	0	0	50	62	9	0	0	0	0	0	0	1	79	221	142	58	8	1	
27	676	0	0	0	0	0	0	0	1	79	46	3	0	0	1	0	0	0	1	99	266	136	39	5	0	
28	566	0	0	0	0	0	0	0	1	82	22	8	0	0	0	0	0	0	4	105	213	103	25	3	0	
29	519	0	0	0	0	0	0	0	1	84	11	2	0	0	1	0	0	0	11	137	191	63	16	2	0	
30	470	0	0	0	0	0	0	0	10	73	10	1	0	0	1	0	0	2	26	130	151	50	14	2	0	
31	482	0	0	0	0	0	0	0	16	71	8	0	0	0	1	0	0	1	37	163	138	40	6	1	0	
32	524	0	0	0	0	0	0	0	25	62	7	3	0	0	0	0	0	3	49	229	119	18	9	0	0	
33	1,156	0	0	0	0	0	0	0	33	51	7	0	0	0	0	1	0	1	167	645	218	27	6	0	0	
34	1,784	0	0	0	0	0	0	1	45	42	6	2	0	0	3	0	1	1	260	1,069	313	21	2	1	0	
35	3,045	0	0	0	0	0	0	2	20	34	4	2	0	1	6	0	38	197	852	1,543	327	12	6	1	0	
36	10,269	0	0	0	0	0	0	2	60	66	12	0	0	11	36	3	290	873	3,877	4,380	618	34	7	0	0	
37	22,036	57	0	0	0	0	0	14	387	326	33	0	0	13	134	144	2	661	2,295	7,721	9,177	985	75	9	3	0
38	52,299	288	0	0	0	0	0	34	1,080	834	67	0	0	48	369	320	7	1,261	4,981	15,130	25,182	2,547	129	19	3	0
39	51,049	264	0	0	0	0	2	99	1,424	1,003	72	0	0	92	415	297	9	1,652	5,505	15,151	22,377	2,571	92	20	1	3
40	41,957	172	0	0	0	0	4	250	1,686	1,018	42	1	1	121	418	261	4	1,867	5,145	13,010	15,906	1,971	69	7	0	4
41	36,398	128	0	0	0	0	7	1,323	2,954	892	24	1	0	173	355	198	1	1,677	4,384	11,126	11,629	1,460	54	9	0	3
42	34,688	112	0	0	0	0	30	3,531	4,264	792	18	0	0	178	367	181	0	1,620	3,699	10,169	8,590	1,078	51	5	1	2
43	28,239	64	0	0	0	0	98	3,389	3,357	661	17	1	0	243	292	97	1	1,580	3,503	7,622	6,440	847	23	3	0	1
44	23,933	61	0	0	0	0	310	3,044	2,379	566	11	0	0	304	206	55	1	1,707	3,796	5,702	5,111	662	15	3	0	0
45	18,647	46	0	0	0	0	633	2,524	1,712	367	6	0	0	342	184	53	0	1,544	2,994	4,057	3,683	481	20	1	0	0
46	14,629	34	0	0	0	1	1,248	1,974	1,256	272	4	0	1	360	129	33	0	1,367	2,086	3,029	2,497	327	9	2	0	0
47	12,999	17	0	0	1	0	1,523	1,709	1,167	195	3	0	3	442	116	21	0	1,827	1,617	2,234	1,859	258	6	1	0	0
48	12,529	17	0	0	0	1	2,070	1,489	1,012	110	1	0	22	687	87	10	0	2,505	1,214	1,605	1,471	221	6	1	0	0
49	9,388	14	0	0	1	9	1,916	1,179	661	89	2	0	37	473	85	10	0	1,729	780	1,115	1,115	167	6	0	0	0
50	6,622	13	1	0	13	20	1,745	823	377	70	1	0	29	234	40	5	0	1,080	502	742	796	131	0	0	0	0
51	5,573	12	0	2	20	42	2,122	615	274	31	2	0	23	149	28	2	0	685	371	513	576	103	3	0	0	0
52	4,480	16	1	3	46	75	1,979	451	183	21	0	0	19	82	7	3	0	494	237	388	409	64	2	0	0	0
53	2,986	8	1	9	72	65	1,179	383	104	13	0	0	10	42	10	0	0	320	151	259	308	50	0	2	0	0
54	2,190	6	3	20	94	62	723	284	92	11	0	0	7	30	8	0	0	211	106	198	284	49	1	1	0	0
55	1,395	1	4	26	104	43	516	182	59	7	1	0	2	17	4	0	0	150	72	115	85	7	0	0	0	0
56	1,047	0	8	34	90	20	414	154	43	5	0	0	1	13	6	0	0	79	57	82	37	4	0	0	0	0
57	744	0	6	55	67	11	304	97	28	4	1	0	1	8	2	0	0	56	36	44	22	1	0	0	1	0
58	628	0	9	30	40	11	251	114	25	4	0	0	1	6	0	0	0	35	24	47	30	1	0	0	0	0
59	788	2	9	16	32	3	259	133	28	6	0	0	0	8	1	1	0	50	50	82	87	20	1	0	0	0
60	65,702	5	7	16	169	42	11,874	12,236	6,443	1,158	32	1	2	753	186	85	1	1,687	2,928	9,686	13,826	4,340	215	9	0	1
61	630	0	3	2	12	5	183	102	29	6	0	0	0	6	3	1	0	20	15	75	119	49	0	0	0	0
62	512	0	0	2	3	1	195	108	16	2	0	0	0	2	1	0	0	8	13	26	85	47	3	0	0	0
63	122	0	1	0	2	2	53	24	4	1	0	0	0	0	0	0	0	6	2	9	14	4	0	0	0	0
64	63	0	0	0	4	1	33	14	2	1	0	0	0	0	0	0	0	2	1	0	4	1	0	0	0	0
65	52	0	1	1	0	0	32	13	0	0	0	0	0	0	0	0	0	1	0	1	2	1	0	0	0	0
66	44	0	0	0	0	0	27	15	1	0	0	0	0	0	0	0	0	0	0	0	0	1	0	0	0	0
67	34	0	0	0	0	0	23	4	4	1	0	0	0	0	0	0	0	0	1	1	0	0	0	0	0	0
68	20	0	0	0	0	0	9	9	1	1	0	0	0	0	0	0	0	0	0	0	0	0	0	0	0	0
69	8	0	0	0	0	0	4	1	1	0	0	0	0	0	0	0	0	0	1	0	1	0	0	0	0	0
70+	20	0	0	0	0	0	5	2	2	5	0	0	0	0	0	0	0	0	2	4	0	0	0	0	0	0
UNK	161	0	0	0	1	0	2	0	1	1	1	0	0	0	1	0	7	12	67	55	11	2	0	0	0	0
TOT	477,500	1,347	54	216	771	414	29,773	36,328	31,270	9,187	698	115	159	4,827	3,466	1,827	30	26,217	47,673	115,294	140,454	22,216	3,078	1,522	458	106
AVG	44.2	40.9	57.6	56.7	56.2	54.0	54.3	50.5	46.7	43.1	34.0	25.5	50.4	48.5	42.9	41.1	39.3	45.5	43.0	42.5	42.2	42.8	29.7	23.7	21.1	23.1

OFFICERS: AVE/ 49.4

ENLISTED: AVE/ 42.5

Number of Military Retirees Receiving Retired Pay as of September 30, 2014 by Rank and Age at Retirement

RETIRED AGE	NAVY										ALL RETIREES EXCLUDING RESERVE RETIRED																
	TOTAL	UNK	O-10	O-9	O-8	O-7	O-6	O-5	O-4	O-3	O-2	O-1	W-5	W-4	W-3	W-2	W-1	E-9	E-8	E-7	E-6	E-5	E-4	E-3	E-2	E-1	
17	7	0	0	0	0	0	0	0	0	0	0	0	0	0	0	0	0	0	0	0	0	0	1	0	4	2	
18	74	0	0	0	0	0	0	0	0	0	0	0	0	0	0	0	0	0	0	0	0	1	7	14	40	12	
19	258	0	0	0	0	0	0	0	0	0	0	0	0	0	0	0	0	0	0	0	0	0	27	94	110	27	
20	478	3	0	0	0	0	0	0	0	0	0	0	0	1	0	0	0	0	0	0	0	10	124	213	113	14	
21	754	0	0	0	0	0	0	0	0	0	2	0	0	0	0	0	0	0	0	0	0	62	311	300	65	14	
22	896	4	0	0	0	0	0	0	0	3	16	0	0	0	0	0	0	0	0	0	5	180	406	233	37	12	
23	897	1	0	0	0	0	0	0	0	1	24	32	0	0	0	0	0	0	0	0	11	242	360	198	23	5	
24	716	2	0	0	0	0	0	0	0	3	55	19	0	1	0	0	0	0	0	1	28	232	234	118	20	3	
25	686	0	0	0	0	0	0	0	2	16	83	12	0	0	0	0	0	0	0	0	50	255	180	72	14	2	
26	631	0	0	0	0	0	0	0	0	50	62	9	0	0	0	0	0	0	1	79	221	142	58	8	1		
27	676	0	0	0	0	0	0	0	1	79	46	3	0	0	1	0	0	0	1	99	266	136	39	5	0		
28	566	0	0	0	0	0	0	0	1	82	22	8	0	0	0	0	0	0	4	105	213	103	25	3	0		
29	519	0	0	0	0	0	0	0	1	84	11	2	0	0	1	0	0	0	11	137	191	63	16	2	0		
30	470	0	0	0	0	0	0	0	10	73	10	1	0	0	1	0	0	2	26	130	151	50	14	2	0		
31	482	0	0	0	0	0	0	0	16	71	8	0	0	0	1	0	0	1	37	163	138	40	6	1	0		
32	524	0	0	0	0	0	0	0	52	62	7	3	0	0	0	0	0	3	49	229	119	18	9	0	0		
33	1,156	0	0	0	0	0	0	0	33	51	7	0	0	0	0	1	0	1	167	645	218	27	6	0	0		
34	1,784	0	0	0	0	0	0	1	45	42	6	2	0	0	3	0	1	18	260	1,069	313	21	2	1	0		
35	3,045	0	0	0	0	0	0	2	20	34	4	2	0	1	6	0	38	197	852	1,543	327	12	6	1	0		
36	10,269	0	0	0	0	0	0	2	60	66	12	0	0	11	36	3	290	873	3,877	4,380	618	34	7	0	0		
37	22,036	57	0	0	0	0	0	14	387	326	33	0	0	13	134	144	2	661	2,295	7,721	9,177	985	75	9	3	0	
38	52,299	288	0	0	0	0	0	34	1,080	834	67	0	0	48	369	320	7	1,261	4,981	15,130	25,182	2,547	129	19	3	0	
39	51,049	264	0	0	0	0	2	99	1,424	1,003	72	0	0	92	415	297	9	1,652	5,505	15,151	22,377	2,571	92	20	1	3	
40	41,957	172	0	0	0	0	4	250	1,686	1,018	42	1	1	121	418	261	4	1,867	5,145	13,010	15,906	1,971	69	7	0	4	
41	36,398	128	0	0	0	0	7	1,323	2,954	892	24	1	0	173	355	198	1	1,677	4,384	11,126	11,629	1,460	54	9	0	3	
42	34,688	112	0	0	0	0	30	3,531	4,264	792	18	0	0	178	367	181	0	1,620	3,699	10,169	8,590	1,078	51	5	1	2	
43	28,239	64	0	0	0	0	98	3,389	3,357	661	17	1	0	243	292	97	1	1,580	3,503	7,622	6,440	847	23	3	0	1	
44	23,933	61	0	0	0	0	310	3,044	2,379	566	11	0	0	304	206	55	1	1,707	3,796	5,702	5,111	662	15	3	0	0	
45	18,647	46	0	0	0	0	633	2,524	1,712	367	6	0	0	342	184	53	0	1,544	2,994	4,057	3,683	481	20	1	0	0	
46	14,629	34	0	0	0	1	1,248	1,974	1,256	272	4	0	1	360	129	33	0	1,367	2,086	3,029	2,497	327	9	2	0	0	
47	12,999	17	0	0	1	0	1,523	1,709	1,167	195	3	0	3	442	116	21	0	1,827	1,617	2,234	1,859	258	6	1	0	0	
48	12,529	17	0	0	0	1	2,070	1,489	1,012	110	1	0	22	687	87	10	0	2,505	1,214	1,605	1,471	221	6	1	0	0	
49	9,388	14	0	0	1	9	1,916	1,179	661	89	2	0	37	473	85	10	0	1,729	780	1,115	1,115	167	6	0	0	0	
50	6,622	13	1	0	13	20	1,745	823	377	70	1	0	29	234	40	5	0	1,080	502	742	796	131	0	0	0	0	
51	5,573	12	0	2	20	42	2,122	615	274	31	2	0	23	149	28	2	0	685	371	513	576	103	3	0	0	0	
52	4,478	16	1	3	46	75	1,979	450	183	21	0	0	19	82	7	3	0	494	237	388	408	64	2	0	0	0	
53	2,986	8	1	9	72	65	1,179	383	104	13	0	0	10	42	10	0	0	320	151	259	308	50	0	2	0	0	
54	2,189	6	3	20	94	62	723	284	92	11	0	0	7	30	8	0	0	211	106	198	283	49	1	1	0	0	
55	1,385	1	4	26	104	43	515	179	58	7	1	0	2	17	3	0	0	150	70	115	83	7	0	0	0	0	
56	1,025	0	8	34	87	20	407	151	42	5	0	0	1	13	6	0	0	78	54	80	35	4	0	0	0	0	
57	691	0	6	54	65	11	281	84	26	3	1	0	1	8	1	0	0	56	34	41	17	1	0	0	1	0	
58	515	0	9	30	38	9	220	82	20	3	0	0	1	6	0	0	0	28	17	37	14	1	0	0	0	0	
59	357	0	9	16	26	2	168	55	9	2	0	0	0	7	0	1	0	21	12	19	8	2	0	0	0	0	
60	251	0	7	15	8	1	113	51	6	1	0	0	1	1	0	1	0	21	11	11	3	0	0	0	0	0	
61	187	0	3	2	6	5	97	43	7	0	0	0	0	2	2	0	0	14	1	2	3	0	0	0	0	0	
62	219	0	0	2	2	0	116	79	8	1	0	0	0	1	1	0	0	5	3	1	0	0	0	0	0	0	
63	42	0	1	0	1	1	19	8	3	1	0	0	0	0	0	0	0	5	1	1	1	0	0	0	0	0	
64	30	0	0	0	4	0	13	10	0	1	0	0	0	0	0	0	0	1	0	0	1	0	0	0	0	0	
65	26	0	1	1	0	0	11	9	0	0	0	0	0	0	0	0	0	1	0	1	2	0	0	0	0	0	
66	19	0	0	0	0	0	13	5	1	0	0	0	0	0	0	0	0	0	0	0	0	0	0	0	0	0	0
67	14	0	0	0	0	0	6	2	3	1	0	0	0	0	0	0	0	0	1	1	0	0	0	0	0	0	0
68	14	0	0	0	0	0	7	6	0	1	0	0	0	0	0	0	0	0	0	0	0	0	0	0	0	0	0
69	2	0	0	0	0	0	0	1	1	0	0	0	0	0	0	0	0	0	0	0	0	0	0	0	0	0	0
70+	11	0	0	0	0	0	1	1	2	5	0	0	0	0	0	0	0	0	1	1	0	0	0	0	0	0	0
UNK	161	0	0	0	1	0	2	0	1	1	1	0	0	0	1	0	7	12	67	55	11	2	0	0	0	0	
TOT	410,476	1,340	54	214	589	367	17,578	23,885	24,770	8,017	666	114	158	4,069	3,276	1,742	29	24,503	44,677	105,434	126,304	17,755	2,859	1,513	458	105	
AVG	41.6	40.8	57.6	56.6	55.1	53.3	50.3	45.6	43.2	40.6	32.8	25.2	50.4	46.3	41.9	40.2	38.6	44.5	41.9	40.9	40.2	38.5	27.4	23.5	21.1	22.8	

OFFICERS: AVE/ 45.2

ENLISTED: AVE/ 40.6

Number of Military Retirees Receiving Retired Pay as of September 30, 2014 by Rank and Age at Retirement

RETIRED AGE	NAVY NON DISABILITY INCLUDING RESERVE RETIRED																										
	TOTAL	UNK	O-10	O-9	O-8	O-7	O-6	O-5	O-4	O-3	O-2	O-1	W-5	W-4	W-3	W-2	W-1	E-9	E-8	E-7	E-6	E-5	E-4	E-3	E-2	E-1	
17	0	0	0	0	0	0	0	0	0	0	0	0	0	0	0	0	0	0	0	0	0	0	0	0	0	0	
18	0	0	0	0	0	0	0	0	0	0	0	0	0	0	0	0	0	0	0	0	0	0	0	0	0	0	
19	0	0	0	0	0	0	0	0	0	0	0	0	0	0	0	0	0	0	0	0	0	0	0	0	0	0	
20	0	0	0	0	0	0	0	0	0	0	0	0	0	0	0	0	0	0	0	0	0	0	0	0	0	0	
21	0	0	0	0	0	0	0	0	0	0	0	0	0	0	0	0	0	0	0	0	0	0	0	0	0	0	
22	0	0	0	0	0	0	0	0	0	0	0	0	0	0	0	0	0	0	0	0	0	0	0	0	0	0	
23	0	0	0	0	0	0	0	0	0	0	0	0	0	0	0	0	0	0	0	0	0	0	0	0	0	0	
24	0	0	0	0	0	0	0	0	0	0	0	0	0	0	0	0	0	0	0	0	0	0	0	0	0	0	
25	0	0	0	0	0	0	0	0	0	0	0	0	0	0	0	0	0	0	0	0	0	0	0	0	0	0	
26	0	0	0	0	0	0	0	0	0	0	0	0	0	0	0	0	0	0	0	0	0	0	0	0	0	0	
27	0	0	0	0	0	0	0	0	0	0	0	0	0	0	0	0	0	0	0	0	0	0	0	0	0	0	
28	0	0	0	0	0	0	0	0	0	0	0	0	0	0	0	0	0	0	0	0	0	0	0	0	0	0	
29	0	0	0	0	0	0	0	0	0	0	0	0	0	0	0	0	0	0	0	0	0	0	0	0	0	0	
30	0	0	0	0	0	0	0	0	0	0	0	0	0	0	0	0	0	0	0	0	0	0	0	0	0	0	
31	0	0	0	0	0	0	0	0	0	0	0	0	0	0	0	0	0	0	0	0	0	0	0	0	0	0	
32	102	0	0	0	0	0	0	0	0	0	0	0	0	0	0	0	0	0	0	14	79	9	0	0	0	0	
33	750	0	0	0	0	0	0	0	0	1	1	0	0	0	0	0	0	0	1	120	514	112	1	0	0	0	
34	1,367	0	0	0	0	0	0	0	0	2	3	0	0	0	0	1	0	0	15	218	901	225	2	0	0	0	
35	2,758	0	0	0	0	0	0	2	1	4	3	0	0	0	1	6	0	38	193	811	1,437	255	3	4	0	0	
36	9,959	0	0	0	0	0	0	0	29	30	10	0	0	0	11	35	3	290	864	3,832	4,253	568	27	7	0	0	
37	21,406	57	0	0	0	0	0	9	354	290	30	0	0	12	129	139	2	647	2,243	7,558	8,941	919	67	7	2	0	
38	51,262	288	0	0	0	0	0	29	1,054	795	64	0	0	48	356	313	7	1,232	4,864	14,810	24,775	2,487	120	17	3	0	
39	49,819	264	0	0	0	0	2	90	1,387	942	66	0	0	85	397	288	9	1,601	5,373	14,766	21,941	2,497	87	20	1	3	
40	40,860	172	0	0	0	0	4	233	1,643	971	39	1	1	114	406	253	4	1,821	5,030	12,683	15,511	1,901	63	6	0	4	
41	35,539	128	0	0	0	0	6	1,306	2,904	849	22	1	0	166	341	187	1	1,640	4,284	10,881	11,347	1,411	53	9	0	3	
42	33,969	112	0	0	0	0	29	3,482	4,220	753	18	0	0	171	358	177	0	1,569	3,614	9,995	8,373	1,044	46	5	1	2	
43	27,609	64	0	0	0	0	96	3,338	3,305	639	16	1	0	237	283	94	1	1,544	3,432	7,459	6,268	808	20	3	0	1	
44	23,471	61	0	0	0	0	303	3,016	2,348	553	11	0	0	295	200	54	1	1,667	3,730	5,588	4,983	644	14	3	0	0	
45	18,206	46	0	0	0	0	623	2,490	1,668	355	6	0	0	334	183	50	0	1,504	2,934	3,959	3,571	465	17	1	0	0	
46	14,273	34	0	0	0	1	1,237	1,941	1,232	261	4	0	1	345	125	30	0	1,324	2,048	2,952	2,415	313	8	2	0	0	
47	12,719	17	0	0	1	0	1,500	1,678	1,147	189	3	0	3	427	113	21	0	1,795	1,585	2,193	1,793	248	5	1	0	0	
48	12,254	17	0	0	0	1	2,046	1,451	996	102	1	0	22	682	87	9	0	2,468	1,183	1,556	1,415	212	5	1	0	0	
49	9,201	14	0	0	1	9	1,892	1,159	646	86	2	0	37	464	81	10	0	1,700	761	1,089	1,087	157	6	0	0	0	
50	6,470	13	1	0	12	20	1,715	807	369	66	1	0	29	227	39	4	0	1,062	487	718	774	126	0	0	0	0	
51	5,458	12	0	2	20	42	2,094	601	268	26	2	0	23	148	28	2	0	673	361	496	559	100	1	0	0	0	
52	4,403	16	1	3	46	75	1,958	440	180	21	0	0	19	80	7	3	0	486	231	375	398	62	2	0	0	0	
53	2,912	8	1	9	71	65	1,153	377	98	9	0	0	10	42	9	0	0	314	145	251	300	48	0	2	0	0	
54	2,131	6	3	20	94	62	704	277	90	11	0	0	7	29	7	0	0	200	104	191	276	48	1	1	0	0	
55	1,365	1	4	25	103	43	505	178	58	7	1	0	2	17	4	0	0	148	69	111	82	7	0	0	0	0	
56	1,018	0	8	34	89	20	409	151	39	5	0	0	1	13	6	0	0	73	55	78	33	4	0	0	0	0	
57	723	0	6	53	67	10	301	95	26	4	1	0	1	8	1	0	0	54	35	41	19	1	0	0	0	0	
58	614	0	9	30	40	11	249	110	25	3	0	0	1	5	0	0	0	33	22	47	28	1	0	0	0	0	
59	778	2	9	16	32	2	257	130	28	6	0	0	0	8	1	1	0	49	50	80	87	19	1	0	0	0	
60	65,692	5	7	16	169	42	11,872	12,233	6,443	1,157	32	1	2	753	186	85	1	1,687	2,926	9,685	13,825	4,340	215	9	0	1	
61	626	0	3	2	12	5	183	102	29	6	0	0	0	6	3	1	0	19	15	74	117	49	0	0	0	0	
62	509	0	0	2	3	1	194	106	16	2	0	0	0	2	1	0	0	8	13	26	85	47	3	0	0	0	
63	122	0	1	0	2	2	53	24	4	1	0	0	0	0	0	0	0	6	2	9	14	4	0	0	0	0	
64	63	0	0	0	4	1	33	14	2	1	0	0	0	0	0	0	0	2	1	0	4	1	0	0	0	0	
65	51	0	1	1	0	0	32	12	0	0	0	0	0	0	0	0	0	1	0	1	2	1	0	0	0	0	
66	44	0	0	0	0	0	27	15	1	0	0	0	0	0	0	0	0	0	0	0	0	1	0	0	0	0	0
67	32	0	0	0	0	0	22	4	4	1	0	0	0	0	0	0	0	0	1	0	0	0	0	0	0	0	0
68	19	0	0	0	0	0	9	8	1	1	0	0	0	0	0	0	0	0	0	0	0	0	0	0	0	0	0
69	8	0	0	0	0	0	4	1	1	0	0	0	0	0	0	0	0	0	1	0	1	0	0	0	0	0	0
70+	20	0	0	0	0	0	5	2	2	5	0	0	0	0	0	0	0	0	2	4	0	0	0	0	0	0	0
UNK	161	0	0	0	1	0	2	0	1	1	1	0	0	0	0	1	0	7	12	67	55	11	2	0	0	0	0
TOT	458,743	1,337	54	213	767	412	29,519	35,911	30,619	8,155	337	4	159	4,718	3,363	1,764	29	25,662	46,684	112,736	136,267	19,145	769	98	7	14	
AVG	44.6	41.0	57.6	56.7	56.2	54.0	54.3	50.6	46.8	44.2	41.8	46.0	50.4	48.6	43.0	41.2	39.6	45.6	43.1	42.5	42.3	45.0	45.6	41.7	38.4	41.9	

OFFICERS: AVE/ 49.7

ENLISTED: AVE/ 42.9

Number of Military Retirees Receiving Retired Pay as of September 30, 2014 by Rank and Age at Retirement

RETIRED AGE	NAVY										NON DISABILITY EXCLUDING RESERVE RETIRED																
	TOTAL	UNK	O-10	O-9	O-8	O-7	O-6	O-5	O-4	O-3	O-2	O-1	W-5	W-4	W-3	W-2	W-1	E-9	E-8	E-7	E-6	E-5	E-4	E-3	E-2	E-1	
17	0	0	0	0	0	0	0	0	0	0	0	0	0	0	0	0	0	0	0	0	0	0	0	0	0	0	
18	0	0	0	0	0	0	0	0	0	0	0	0	0	0	0	0	0	0	0	0	0	0	0	0	0	0	
19	0	0	0	0	0	0	0	0	0	0	0	0	0	0	0	0	0	0	0	0	0	0	0	0	0	0	
20	0	0	0	0	0	0	0	0	0	0	0	0	0	0	0	0	0	0	0	0	0	0	0	0	0	0	
21	0	0	0	0	0	0	0	0	0	0	0	0	0	0	0	0	0	0	0	0	0	0	0	0	0	0	
22	0	0	0	0	0	0	0	0	0	0	0	0	0	0	0	0	0	0	0	0	0	0	0	0	0	0	
23	0	0	0	0	0	0	0	0	0	0	0	0	0	0	0	0	0	0	0	0	0	0	0	0	0	0	
24	0	0	0	0	0	0	0	0	0	0	0	0	0	0	0	0	0	0	0	0	0	0	0	0	0	0	
25	0	0	0	0	0	0	0	0	0	0	0	0	0	0	0	0	0	0	0	0	0	0	0	0	0	0	
26	0	0	0	0	0	0	0	0	0	0	0	0	0	0	0	0	0	0	0	0	0	0	0	0	0	0	
27	0	0	0	0	0	0	0	0	0	0	0	0	0	0	0	0	0	0	0	0	0	0	0	0	0	0	
28	0	0	0	0	0	0	0	0	0	0	0	0	0	0	0	0	0	0	0	0	0	0	0	0	0	0	
29	0	0	0	0	0	0	0	0	0	0	0	0	0	0	0	0	0	0	0	0	0	0	0	0	0	0	
30	0	0	0	0	0	0	0	0	0	0	0	0	0	0	0	0	0	0	0	0	0	0	0	0	0	0	
31	0	0	0	0	0	0	0	0	0	0	0	0	0	0	0	0	0	0	0	0	0	0	0	0	0	0	
32	102	0	0	0	0	0	0	0	0	0	0	0	0	0	0	0	0	0	14	79	9	0	0	0	0	0	
33	750	0	0	0	0	0	0	0	0	1	1	0	0	0	0	0	0	1	120	514	112	1	0	0	0	0	
34	1,367	0	0	0	0	0	0	0	0	2	3	0	0	0	0	1	0	15	218	901	225	2	0	0	0	0	
35	2,758	0	0	0	0	0	0	2	1	4	3	0	0	1	6	0	38	193	811	1,437	255	3	4	0	0	0	
36	9,959	0	0	0	0	0	0	0	29	30	10	0	0	11	35	3	290	864	3,832	4,253	568	27	7	0	0	0	
37	21,406	57	0	0	0	0	0	9	354	290	30	0	12	129	139	2	647	2,243	7,558	8,941	919	67	7	2	0	0	
38	51,262	288	0	0	0	0	0	29	1,054	795	64	0	48	356	313	7	1,232	4,864	14,810	24,775	2,487	120	17	3	0	0	
39	49,819	264	0	0	0	0	2	90	1,387	942	66	0	85	397	288	9	1,601	5,373	14,766	21,941	2,497	87	20	1	3	0	
40	40,860	172	0	0	0	0	4	233	1,643	971	39	1	114	406	253	4	1,821	5,030	12,683	15,511	1,901	63	6	0	4	0	
41	35,539	128	0	0	0	0	6	1,306	2,904	849	22	1	166	341	187	1	1,640	4,284	10,881	11,347	1,411	53	9	0	3	0	
42	33,969	112	0	0	0	0	29	3,482	4,220	753	18	0	171	358	177	0	1,569	3,614	9,995	8,373	1,044	46	5	1	2	0	
43	27,609	64	0	0	0	0	96	3,338	3,305	639	16	1	0	237	283	94	1	1,544	3,432	7,459	6,268	808	20	3	0	1	0
44	23,471	61	0	0	0	0	303	3,016	2,348	553	11	0	0	295	200	54	1	1,667	3,730	5,588	4,983	644	14	3	0	0	0
45	18,206	46	0	0	0	0	623	2,490	1,668	355	6	0	0	334	183	50	0	1,504	2,934	3,959	3,571	465	17	1	0	0	0
46	14,273	34	0	0	0	1	1,237	1,941	1,232	261	4	0	1	345	125	30	0	1,324	2,048	2,952	2,415	313	8	2	0	0	0
47	12,719	17	0	0	1	0	1,500	1,678	1,147	189	3	0	3	427	113	21	0	1,795	1,585	2,193	1,793	248	5	1	0	0	0
48	12,254	17	0	0	0	1	2,046	1,451	996	102	1	0	22	682	87	9	0	2,468	1,183	1,556	1,415	212	5	1	0	0	0
49	9,201	14	0	0	1	9	1,892	1,159	646	86	2	0	37	464	81	10	0	1,700	761	1,089	1,087	157	6	0	0	0	0
50	6,470	13	1	0	12	20	1,715	807	369	66	1	0	29	227	39	4	0	1,062	487	718	774	126	0	0	0	0	0
51	5,458	12	0	2	20	42	2,094	601	268	26	2	0	23	148	28	2	0	673	361	496	559	100	1	0	0	0	0
52	4,401	16	1	3	46	75	1,958	439	180	21	0	0	19	80	7	3	0	486	231	375	397	62	2	0	0	0	0
53	2,912	8	1	9	71	65	1,153	377	98	9	0	0	10	42	9	0	0	314	145	251	300	48	0	2	0	0	0
54	2,130	6	3	20	94	62	704	277	90	11	0	0	7	29	7	0	0	200	104	191	275	48	1	1	0	0	0
55	1,355	1	4	25	103	43	504	175	57	7	1	0	2	17	3	0	0	148	67	111	80	7	0	0	0	0	0
56	996	0	8	34	86	20	402	148	38	5	0	0	1	13	6	0	0	72	52	76	31	4	0	0	0	0	0
57	670	0	6	52	65	10	278	82	24	3	1	0	1	8	0	0	0	54	33	38	14	1	0	0	0	0	0
58	501	0	9	30	38	9	218	78	20	2	0	0	1	5	0	0	0	26	15	37	12	1	0	0	0	0	0
59	347	0	9	16	26	1	166	52	9	2	0	0	0	7	0	1	0	20	12	17	8	1	0	0	0	0	0
60	241	0	7	15	8	1	111	48	6	0	0	0	1	1	0	1	0	21	9	10	2	0	0	0	0	0	0
61	183	0	3	2	6	5	97	43	7	0	0	0	0	2	2	0	0	13	1	1	1	0	0	0	0	0	0
62	216	0	0	2	2	0	115	77	8	1	0	0	0	1	1	0	0	5	3	1	0	0	0	0	0	0	0
63	42	0	1	0	1	1	19	8	3	1	0	0	0	0	0	0	0	5	1	1	1	0	0	0	0	0	0
64	30	0	0	0	4	0	13	10	0	1	0	0	0	0	0	0	0	1	0	0	1	0	0	0	0	0	0
65	25	0	1	1	0	0	11	8	0	0	0	0	0	0	0	0	0	1	0	1	2	0	0	0	0	0	0
66	19	0	0	0	0	0	13	5	1	0	0	0	0	0	0	0	0	0	0	0	0	0	0	0	0	0	0
67	12	0	0	0	0	0	5	2	3	1	0	0	0	0	0	0	0	0	1	0	0	0	0	0	0	0	0
68	13	0	0	0	0	0	7	5	0	1	0	0	0	0	0	0	0	0	0	0	0	0	0	0	0	0	0
69	2	0	0	0	0	0	0	1	1	0	0	0	0	0	0	0	0	0	0	0	0	0	0	0	0	0	0
70+	11	0	0	0	0	0	1	1	2	5	0	0	0	0	0	0	0	0	1	1	0	0	0	0	0	0	0
UNK	161	0	0	0	1	0	2	0	1	1	1	0	0	0	0	1	0	7	12	67	55	11	2	0	0	0	0
TOT	391,719	1,330	54	211	585	365	17,324	23,468	24,119	6,985	305	3	158	3,960	3,173	1,679	28	23,948	43,688	102,876	122,117	14,684	550	89	7	13	
AVG	42.0	40.9	57.6	56.6	55.1	53.2	50.3	45.5	43.2	41.6	39.8	41.3	50.4	46.4	42.0	40.2	38.8	44.5	41.9	40.9	40.2	40.4	39.8	39.9	38.4	40.5	

OFFICERS: AVE/ 45.5

ENLISTED: AVE/ 41.0

Number of Military Retirees Receiving Retired Pay as of September 30, 2014 by Rank and Age at Retirement

RETIRED AGE	NAVY											DISABILITY ONLY														
	TOTAL	UNK	O-10	O-9	O-8	O-7	O-6	O-5	O-4	O-3	O-2	O-1	W-5	W-4	W-3	W-2	W-1	E-9	E-8	E-7	E-6	E-5	E-4	E-3	E-2	E-1
17	7	0	0	0	0	0	0	0	0	0	0	0	0	0	0	0	0	0	0	0	0	0	1	0	4	2
18	74	0	0	0	0	0	0	0	0	0	0	0	0	0	0	0	0	0	0	0	0	1	7	14	40	12
19	258	0	0	0	0	0	0	0	0	0	0	0	0	0	0	0	0	0	0	0	0	0	27	94	110	27
20	478	3	0	0	0	0	0	0	0	0	0	0	0	1	0	0	0	0	0	0	0	10	124	213	113	14
21	754	0	0	0	0	0	0	0	0	0	0	2	0	0	0	0	0	0	0	0	0	62	311	300	65	14
22	896	4	0	0	0	0	0	0	0	0	3	16	0	0	0	0	0	0	0	0	5	180	406	233	37	12
23	897	1	0	0	0	0	0	0	0	1	24	32	0	0	0	0	0	0	0	0	11	242	360	198	23	5
24	716	2	0	0	0	0	0	0	0	3	55	19	0	1	0	0	0	0	0	1	28	232	234	118	20	3
25	686	0	0	0	0	0	0	0	2	16	83	12	0	0	0	0	0	0	0	0	50	255	180	72	14	2
26	631	0	0	0	0	0	0	0	0	50	62	9	0	0	0	0	0	0	1	79	221	142	58	8	1	
27	676	0	0	0	0	0	0	0	1	79	46	3	0	0	1	0	0	0	0	1	99	266	136	39	5	0
28	566	0	0	0	0	0	0	0	1	82	22	8	0	0	0	0	0	0	4	105	213	103	25	3	0	
29	519	0	0	0	0	0	0	0	1	84	11	2	0	0	0	1	0	0	0	11	137	191	63	16	2	0
30	470	0	0	0	0	0	0	0	0	10	73	10	1	0	0	0	0	2	26	130	151	50	14	2	0	
31	482	0	0	0	0	0	0	0	16	71	8	0	0	0	0	1	0	0	1	37	163	138	40	6	1	0
32	422	0	0	0	0	0	0	0	0	25	62	7	3	0	0	0	0	0	3	35	150	110	18	9	0	0
33	406	0	0	0	0	0	0	0	33	50	6	0	0	0	0	0	1	0	0	47	131	106	26	6	0	0
34	417	0	0	0	0	0	0	1	45	40	3	2	0	0	0	2	0	1	3	42	168	88	19	2	1	0
35	287	0	0	0	0	0	0	0	19	30	1	2	0	0	0	0	0	0	4	41	106	72	9	2	1	0
36	310	0	0	0	0	0	0	2	31	36	2	0	0	0	1	0	0	0	9	45	127	50	7	0	0	0
37	630	0	0	0	0	0	0	5	33	36	3	0	0	1	5	5	0	14	52	163	236	66	8	2	1	0
38	1,037	0	0	0	0	0	0	5	26	39	3	0	0	0	13	7	0	29	117	320	407	60	9	2	0	0
39	1,230	0	0	0	0	0	0	9	37	61	6	0	0	7	18	9	0	51	132	385	436	74	5	0	0	0
40	1,097	0	0	0	0	0	0	17	43	47	3	0	0	7	12	8	0	46	115	327	395	70	6	1	0	0
41	859	0	0	0	0	0	1	17	50	43	2	0	0	7	14	11	0	37	100	245	282	49	1	0	0	0
42	719	0	0	0	0	0	1	49	44	39	0	0	0	7	9	4	0	51	85	174	217	34	5	0	0	0
43	630	0	0	0	0	0	2	51	52	22	1	0	0	6	9	3	0	36	71	163	172	39	3	0	0	0
44	462	0	0	0	0	0	7	28	31	13	0	0	0	9	6	1	0	40	66	114	128	18	1	0	0	0
45	441	0	0	0	0	0	10	34	44	12	0	0	0	8	1	3	0	40	60	98	112	16	3	0	0	0
46	356	0	0	0	0	0	11	33	24	11	0	0	0	15	4	3	0	43	38	77	82	14	1	0	0	0
47	280	0	0	0	0	0	23	31	20	6	0	0	0	15	3	0	0	32	32	41	66	10	1	0	0	0
48	275	0	0	0	0	0	24	38	16	8	0	0	0	5	0	1	0	37	31	49	56	9	1	0	0	0
49	187	0	0	0	0	0	24	20	15	3	0	0	0	9	4	0	0	29	19	26	28	10	0	0	0	0
50	152	0	0	0	1	0	30	16	8	4	0	0	0	7	1	1	0	18	15	24	22	5	0	0	0	0
51	115	0	0	0	0	0	28	14	6	5	0	0	0	1	0	0	0	12	10	17	17	3	2	0	0	0
52	77	0	0	0	0	0	21	11	3	0	0	0	0	2	0	0	0	8	6	13	11	2	0	0	0	0
53	74	0	0	0	1	0	26	6	6	4	0	0	0	0	1	0	0	6	6	8	8	2	0	0	0	0
54	59	0	0	0	0	0	19	7	2	0	0	0	0	1	1	0	0	11	2	7	8	1	0	0	0	0
55	30	0	0	1	1	0	11	4	1	0	0	0	0	0	0	0	0	2	3	4	3	0	0	0	0	0
56	29	0	0	0	1	0	5	3	4	0	0	0	0	0	0	0	0	6	2	4	4	0	0	0	0	0
57	21	0	0	2	0	1	3	2	2	0	0	0	0	0	1	0	0	2	1	3	3	0	0	0	1	0
58	14	0	0	0	0	0	2	4	0	1	0	0	0	1	0	0	0	2	2	0	2	0	0	0	0	0
59	10	0	0	0	0	1	2	3	0	0	0	0	0	0	0	0	0	1	0	2	0	1	0	0	0	0
60	10	0	0	0	0	0	2	3	0	1	0	0	0	0	0	0	0	0	2	1	1	0	0	0	0	0
61	4	0	0	0	0	0	0	0	0	0	0	0	0	0	0	0	0	1	0	1	2	0	0	0	0	0
62	3	0	0	0	0	0	1	2	0	0	0	0	0	0	0	0	0	0	0	0	0	0	0	0	0	0
63	0	0	0	0	0	0	0	0	0	0	0	0	0	0	0	0	0	0	0	0	0	0	0	0	0	0
64	0	0	0	0	0	0	0	0	0	0	0	0	0	0	0	0	0	0	0	0	0	0	0	0	0	0
65	1	0	0	0	0	0	0	1	0	0	0	0	0	0	0	0	0	0	0	0	0	0	0	0	0	0
66	0	0	0	0	0	0	0	0	0	0	0	0	0	0	0	0	0	0	0	0	0	0	0	0	0	0
67	2	0	0	0	0	0	1	0	0	0	0	0	0	0	0	0	0	0	1	0	0	0	0	0	0	0
68	1	0	0	0	0	0	0	1	0	0	0	0	0	0	0	0	0	0	0	0	0	0	0	0	0	0
69	0	0	0	0	0	0	0	0	0	0	0	0	0	0	0	0	0	0	0	0	0	0	0	0	0	0
70+	0	0	0	0	0	0	0	0	0	0	0	0	0	0	0	0	0	0	0	0	0	0	0	0	0	0
UNK	0	0	0	0	0	0	0	0	0	0	0	0	0	0	0	0	0	0	0	0	0	0	0	0	0	0
TOT	18,757	10	0	3	4	2	254	417	651	1,032	361	111	0	109	103	63	1	555	989	2,558	4,187	3,071	2,309	1,424	451	92
AVG	33.8	21.9	0.0	56.3	53.5	58.0	50.4	45.9	40.3	33.9	26.8	24.7	0.0	45.0	41.4	39.8	33.0	44.3	41.9	40.4	37.5	29.4	24.4	22.5	20.9	20.3

OFFICERS: AVE/ 37.9

ENLISTED: AVE/ 33.0

Number of Military Retirees Receiving Retired Pay as of September 30, 2014 by Rank and Age at Retirement

MARINE CORPS

ALL RETIREES INCLUDING RESERVE RETIRED

RETIRED AGE	TOTAL	UNK	O-10	O-9	O-8	O-7	O-6	O-5	O-4	O-3	O-2	O-1	W-5	W-4	W-3	W-2	W-1	E-9	E-8	E-7	E-6	E-5	E-4	E-3	E-2	E-1
17	5	0	0	0	0	0	0	0	0	0	0	0	0	0	0	0	0	0	0	0	0	0	0	0	1	4
18	99	0	0	0	0	0	0	0	0	0	0	0	0	0	0	0	0	0	0	0	0	1	3	17	50	28
19	497	0	0	0	0	0	0	0	0	0	0	0	0	0	0	0	0	0	0	0	0	9	116	199	116	57
20	883	0	0	0	0	0	0	0	0	0	0	0	0	0	0	0	0	0	0	0	0	68	284	366	119	46
21	1,086	0	0	0	0	0	0	0	0	0	1	0	0	0	0	0	0	0	0	0	1	150	402	424	86	22
22	955	0	0	0	0	0	0	0	0	0	7	7	0	0	0	0	0	0	0	0	2	194	391	297	48	9
23	766	0	0	0	0	0	0	0	0	2	40	13	0	0	0	0	0	0	0	0	9	173	324	170	28	7
24	715	0	0	0	0	0	0	0	0	8	64	14	0	0	0	0	0	0	0	0	22	193	260	122	26	6
25	579	0	0	0	0	0	0	0	0	21	56	9	0	0	0	0	0	0	0	0	29	222	167	64	9	2
26	529	0	0	0	0	0	0	0	1	40	48	2	0	0	0	0	0	0	0	2	49	216	123	36	9	3
27	500	0	0	0	0	0	0	0	1	33	17	5	0	0	0	0	0	0	0	4	77	233	86	36	4	4
28	385	0	0	0	0	0	0	0	0	38	10	4	0	0	0	0	1	0	0	3	101	153	51	21	0	3
29	344	0	0	0	0	0	0	0	1	28	9	2	0	0	0	0	0	0	0	10	90	146	41	10	5	2
30	352	0	0	0	0	0	0	0	3	43	7	1	0	0	0	0	0	0	1	14	113	123	39	5	3	0
31	294	0	0	0	0	0	0	0	2	58	5	0	0	0	0	1	0	0	0	28	93	84	16	6	0	1
32	252	0	0	0	0	0	0	0	6	27	5	0	0	0	0	2	0	0	0	33	101	68	9	1	0	0
33	253	0	0	0	0	0	0	0	9	22	1	0	0	0	1	3	0	0	2	49	118	37	6	4	1	0
34	314	0	0	0	0	0	0	0	11	25	1	0	0	0	1	2	0	0	3	61	164	39	5	1	1	0
35	313	0	0	0	0	0	0	0	14	24	1	0	0	0	2	1	0	0	8	82	153	23	2	1	1	1
36	1,073	0	0	0	0	0	0	0	20	69	22	0	0	1	2	4	1	7	173	463	284	25	2	0	0	0
37	5,411	0	0	0	0	0	0	0	112	338	72	2	0	16	55	56	12	42	1,266	2,423	971	44	2	0	0	0
38	13,898	0	0	0	0	0	0	12	352	728	90	2	1	66	248	172	10	110	3,183	6,106	2,733	78	5	0	1	1
39	12,621	0	0	0	0	0	0	42	400	648	60	1	1	107	261	162	15	220	3,564	5,127	1,944	58	2	7	0	2
40	10,090	0	0	0	0	0	0	90	527	483	41	0	7	121	261	105	4	307	3,343	3,648	1,110	33	4	5	0	1
41	8,202	0	0	0	0	0	2	361	1,099	327	17	0	5	139	208	70	4	405	2,556	2,242	725	29	2	7	1	3
42	7,935	1	0	0	0	0	3	1,082	1,736	259	11	0	7	136	137	54	2	506	2,058	1,413	507	17	4	0	0	2
43	6,267	0	0	0	0	0	5	1,078	1,145	177	9	0	25	144	93	34	1	674	1,604	917	344	16	1	0	0	0
44	5,020	0	0	0	0	0	20	985	728	140	5	0	22	130	89	22	2	768	1,264	616	221	6	1	1	0	0
45	3,984	1	0	0	0	0	66	846	482	86	1	0	28	128	38	19	0	760	992	398	137	2	0	0	0	0
46	3,056	0	0	0	0	0	153	716	281	67	1	0	30	99	29	8	0	727	595	251	96	3	0	0	0	0
47	3,007	2	0	0	0	0	284	578	214	56	0	0	44	105	18	6	0	1,097	370	155	76	2	0	0	0	0
48	3,002	1	0	0	0	2	421	461	132	35	1	0	94	99	13	4	0	1,366	220	107	44	2	0	0	0	0
49	2,228	5	0	0	0	5	470	365	88	21	0	0	43	79	10	4	0	911	138	70	17	1	0	0	0	1
50	1,497	3	0	0	1	13	439	254	43	14	2	0	40	40	7	1	0	517	83	29	10	1	0	0	0	0
51	1,133	1	0	0	0	19	519	141	26	11	0	0	19	21	0	0	0	289	59	23	5	0	0	0	0	0
52	966	2	0	1	3	21	535	108	16	10	0	0	14	14	3	2	0	184	42	9	2	0	0	0	0	0
53	578	1	0	3	8	18	313	72	8	3	1	0	9	9	1	1	0	109	14	6	1	0	1	0	0	0
54	344	1	0	4	9	13	130	52	8	1	0	0	6	7	0	0	0	89	17	5	1	0	0	0	1	0
55	229	0	1	7	25	9	88	19	2	2	0	0	6	7	0	0	0	53	7	2	1	0	0	0	0	0
56	139	2	5	10	23	3	53	10	2	0	0	0	1	4	0	1	0	21	2	1	1	0	0	0	0	0
57	120	0	3	12	15	3	38	10	2	2	0	0	4	2	0	1	0	22	3	3	0	0	0	0	0	0
58	81	3	4	14	20	0	16	13	0	1	0	0	2	1	0	0	0	4	1	2	0	0	0	0	0	0
59	86	1	7	13	8	1	21	6	3	0	0	0	2	3	0	0	0	10	9	2	0	0	0	0	0	0
60	7,807	6	0	2	22	12	1,570	1,783	771	21	0	0	66	439	83	33	0	964	1,195	669	168	2	1	0	0	0
61	34	0	3	5	1	0	7	4	2	0	0	0	4	1	0	0	0	2	2	1	2	0	0	0	0	0
62	26	1	3	6	2	0	3	4	2	0	0	0	0	1	0	0	0	2	1	1	0	0	0	0	0	0
63	5	0	2	1	0	0	0	1	0	0	0	0	0	1	0	0	0	0	0	0	0	0	0	0	0	0
64	0	0	0	0	0	0	0	0	0	0	0	0	0	0	0	0	0	0	0	0	0	0	0	0	0	0
65	2	0	0	1	0	0	0	0	0	0	0	0	0	0	0	0	0	0	1	0	0	0	0	0	0	0
66	1	0	0	0	0	0	1	0	0	0	0	0	0	0	0	0	0	0	0	0	0	0	0	0	0	0
67	0	0	0	0	0	0	0	0	0	0	0	0	0	0	0	0	0	0	0	0	0	0	0	0	0	0
68	0	0	0	0	0	0	0	0	0	0	0	0	0	0	0	0	0	0	0	0	0	0	0	0	0	0
69	0	0	0	0	0	0	0	0	0	0	0	0	0	0	0	0	0	0	0	0	0	0	0	0	0	0
70+	0	0	0	0	0	0	0	0	0	0	0	0	0	0	0	0	0	0	0	0	0	0	0	0	0	0
UNK	18	0	0	0	0	0	0	1	1	0	0	0	0	0	0	1	0	1	3	5	1	2	1	0	2	0
TOT	107,981	31	28	79	137	119	5,157	9,094	8,250	3,868	605	62	480	1,920	1,560	769	52	10,167	22,779	24,980	10,523	2,453	2,351	1,800	512	205
AVG	41.7	53.3	58.8	57.7	56.7	53.1	53.3	48.0	44.0	39.3	32.8	25.6	49.5	47.6	41.7	40.8	38.7	47.4	41.9	40.1	38.8	27.7	23.1	21.9	20.9	21.4

OFFICERS: AVE/ 46.1

ENLISTED: AVE/ 39.9

Number of Military Retirees Receiving Retired Pay as of September 30, 2014 by Rank and Age at Retirement

MARINE CORPS

ALL RETIREES EXCLUDING RESERVE RETIRED

RETIRED AGE	TOTAL	UNK	O-10	O-9	O-8	O-7	O-6	O-5	O-4	O-3	O-2	O-1	W-5	W-4	W-3	W-2	W-1	E-9	E-8	E-7	E-6	E-5	E-4	E-3	E-2	E-1
17	5	0	0	0	0	0	0	0	0	0	0	0	0	0	0	0	0	0	0	0	0	0	0	0	1	4
18	99	0	0	0	0	0	0	0	0	0	0	0	0	0	0	0	0	0	0	0	0	1	3	17	50	28
19	497	0	0	0	0	0	0	0	0	0	0	0	0	0	0	0	0	0	0	0	0	9	116	199	116	57
20	883	0	0	0	0	0	0	0	0	0	0	0	0	0	0	0	0	0	0	0	0	68	284	366	119	46
21	1,086	0	0	0	0	0	0	0	0	0	1	0	0	0	0	0	0	0	0	0	1	150	402	424	86	22
22	955	0	0	0	0	0	0	0	0	0	7	7	0	0	0	0	0	0	0	0	2	194	391	297	48	9
23	766	0	0	0	0	0	0	0	0	2	40	13	0	0	0	0	0	0	0	0	9	173	324	170	28	7
24	715	0	0	0	0	0	0	0	0	8	64	14	0	0	0	0	0	0	0	0	22	193	260	122	26	6
25	579	0	0	0	0	0	0	0	0	21	56	9	0	0	0	0	0	0	0	0	29	222	167	64	9	2
26	529	0	0	0	0	0	0	0	1	40	48	2	0	0	0	0	0	0	0	2	49	216	123	36	9	3
27	500	0	0	0	0	0	0	0	1	33	17	5	0	0	0	0	0	0	0	4	77	233	86	36	4	4
28	385	0	0	0	0	0	0	0	0	38	10	4	0	0	0	0	1	0	0	3	101	153	51	21	0	3
29	344	0	0	0	0	0	0	0	1	28	9	2	0	0	0	0	0	0	0	10	90	146	41	10	5	2
30	352	0	0	0	0	0	0	0	3	43	7	1	0	0	0	0	0	0	1	14	113	123	39	5	3	0
31	294	0	0	0	0	0	0	0	2	58	5	0	0	0	0	1	0	0	0	28	93	84	16	6	0	1
32	252	0	0	0	0	0	0	0	6	27	5	0	0	0	0	2	0	0	0	33	101	68	9	1	0	0
33	253	0	0	0	0	0	0	0	9	22	1	0	0	0	1	3	0	0	2	49	118	37	6	4	1	0
34	314	0	0	0	0	0	0	0	11	25	1	0	0	0	1	2	0	0	3	61	164	39	5	1	1	0
35	313	0	0	0	0	0	0	0	14	24	1	0	0	0	2	1	0	0	8	82	153	23	2	1	1	1
36	1,073	0	0	0	0	0	0	0	20	69	22	0	0	1	2	4	1	7	173	463	284	25	2	0	0	0
37	5,411	0	0	0	0	0	0	0	112	338	72	2	0	16	55	56	12	42	1,266	2,423	971	44	2	0	0	0
38	13,898	0	0	0	0	0	0	12	352	728	90	2	1	66	248	172	10	110	3,183	6,106	2,733	78	5	0	1	1
39	12,621	0	0	0	0	0	0	42	400	648	60	1	1	107	261	162	15	220	3,564	5,127	1,944	58	2	7	0	2
40	10,090	0	0	0	0	0	0	90	527	483	41	0	7	121	261	105	4	307	3,343	3,648	1,110	33	4	5	0	1
41	8,202	0	0	0	0	0	2	361	1,099	327	17	0	5	139	208	70	4	405	2,556	2,242	725	29	2	7	1	3
42	7,935	1	0	0	0	0	3	1,082	1,736	259	11	0	7	136	137	54	2	506	2,058	1,413	507	17	4	0	0	2
43	6,267	0	0	0	0	0	5	1,078	1,145	177	9	0	25	144	93	34	1	674	1,604	917	344	16	1	0	0	0
44	5,020	0	0	0	0	0	20	985	728	140	5	0	22	130	89	22	2	768	1,264	616	221	6	1	1	0	0
45	3,984	1	0	0	0	0	66	846	482	86	1	0	28	128	38	19	0	760	992	398	137	2	0	0	0	0
46	3,056	0	0	0	0	0	153	716	281	67	1	0	30	99	29	8	0	727	595	251	96	3	0	0	0	0
47	3,007	2	0	0	0	0	284	578	214	56	0	0	44	105	18	6	0	1,097	370	155	76	2	0	0	0	0
48	3,002	1	0	0	0	2	421	461	132	35	1	0	94	99	13	4	0	1,366	220	107	44	2	0	0	0	0
49	2,228	5	0	0	0	5	470	365	88	21	0	0	43	79	10	4	0	911	138	70	17	1	0	0	0	1
50	1,497	3	0	0	1	13	439	254	43	14	2	0	40	40	7	1	0	517	83	29	10	1	0	0	0	0
51	1,133	1	0	0	0	19	519	141	26	11	0	0	19	21	0	0	0	289	59	23	5	0	0	0	0	0
52	966	2	0	1	3	21	535	108	16	10	0	0	14	14	3	2	0	184	42	9	2	0	0	0	0	0
53	578	1	0	3	8	18	313	72	8	3	1	0	9	9	1	1	0	109	14	6	1	0	1	0	0	0
54	344	1	0	4	9	13	130	52	8	1	0	0	6	7	0	0	0	89	17	5	1	0	0	0	1	0
55	227	0	1	7	25	9	88	18	1	2	0	0	6	7	0	0	0	53	7	2	1	0	0	0	0	0
56	135	2	5	10	23	3	50	10	2	0	0	0	1	4	0	1	0	20	2	1	1	0	0	0	0	0
57	104	0	3	12	15	2	31	8	1	2	0	0	4	1	0	1	0	19	3	2	0	0	0	0	0	0
58	61	0	4	14	18	0	8	8	0	1	0	0	2	0	0	0	0	4	1	1	0	0	0	0	0	0
59	42	0	7	13	6	0	6	1	0	0	0	0	1	0	0	0	0	5	2	1	0	0	0	0	0	0
60	22	0	0	2	1	0	5	7	0	0	0	0	1	0	0	0	0	3	1	0	1	0	1	0	0	0
61	21	0	3	5	1	0	5	1	0	0	0	0	2	1	0	0	0	2	1	0	0	0	0	0	0	0
62	14	0	3	5	1	0	2	2	1	0	0	0	0	0	0	0	0	0	0	0	0	0	0	0	0	0
63	3	0	2	1	0	0	0	0	0	0	0	0	0	0	0	0	0	0	0	0	0	0	0	0	0	0
64	0	0	0	0	0	0	0	0	0	0	0	0	0	0	0	0	0	0	0	0	0	0	0	0	0	0
65	1	0	0	1	0	0	0	0	0	0	0	0	0	0	0	0	0	0	0	0	0	0	0	0	0	0
66	0	0	0	0	0	0	0	0	0	0	0	0	0	0	0	0	0	0	0	0	0	0	0	0	0	0
67	0	0	0	0	0	0	0	0	0	0	0	0	0	0	0	0	0	0	0	0	0	0	0	0	0	0
68	0	0	0	0	0	0	0	0	0	0	0	0	0	0	0	0	0	0	0	0	0	0	0	0	0	0
69	0	0	0	0	0	0	0	0	0	0	0	0	0	0	0	0	0	0	0	0	0	0	0	0	0	0
70+	0	0	0	0	0	0	0	0	0	0	0	0	0	0	0	0	0	0	0	0	0	0	0	0	0	0
UNK	18	0	0	0	0	0	0	1	1	0	0	0	0	0	0	1	0	1	3	5	1	2	1	0	2	0
TOT	100,081	20	28	78	111	105	3,555	7,299	7,471	3,847	605	62	411	1,475	1,477	736	52	9,195	21,575	24,306	10,354	2,451	2,351	1,800	512	205
AVG	40.3	49.9	58.8	57.7	56.0	52.2	50.3	45.1	42.4	39.2	32.8	25.6	47.8	43.9	40.7	39.9	38.7	46.1	40.9	39.5	38.5	27.7	23.1	21.9	20.9	21.4

OFFICERS: AVE/ 43.6

ENLISTED: AVE/ 39.1

Number of Military Retirees Receiving Retired Pay as of September 30, 2014 by Rank and Age at Retirement

RETIRED AGE	MARINE CORPS											NON DISABILITY INCLUDING RESERVE RETIRED														
	TOTAL	UNK	O-10	O-9	O-8	O-7	O-6	O-5	O-4	O-3	O-2	O-1	W-5	W-4	W-3	W-2	W-1	E-9	E-8	E-7	E-6	E-5	E-4	E-3	E-2	E-1
17	0	0	0	0	0	0	0	0	0	0	0	0	0	0	0	0	0	0	0	0	0	0	0	0	0	0
18	0	0	0	0	0	0	0	0	0	0	0	0	0	0	0	0	0	0	0	0	0	0	0	0	0	0
19	0	0	0	0	0	0	0	0	0	0	0	0	0	0	0	0	0	0	0	0	0	0	0	0	0	0
20	0	0	0	0	0	0	0	0	0	0	0	0	0	0	0	0	0	0	0	0	0	0	0	0	0	0
21	0	0	0	0	0	0	0	0	0	0	0	0	0	0	0	0	0	0	0	0	0	0	0	0	0	0
22	0	0	0	0	0	0	0	0	0	0	0	0	0	0	0	0	0	0	0	0	0	0	0	0	0	0
23	0	0	0	0	0	0	0	0	0	0	0	0	0	0	0	0	0	0	0	0	0	0	0	0	0	0
24	0	0	0	0	0	0	0	0	0	0	0	0	0	0	0	0	0	0	0	0	0	0	0	0	0	0
25	0	0	0	0	0	0	0	0	0	0	0	0	0	0	0	0	0	0	0	0	0	0	0	0	0	0
26	0	0	0	0	0	0	0	0	0	0	0	0	0	0	0	0	0	0	0	0	0	0	0	0	0	0
27	0	0	0	0	0	0	0	0	0	0	0	0	0	0	0	0	0	0	0	0	0	0	0	0	0	0
28	0	0	0	0	0	0	0	0	0	0	0	0	0	0	0	0	0	0	0	0	0	0	0	0	0	0
29	0	0	0	0	0	0	0	0	0	0	0	0	0	0	0	0	0	0	0	0	0	0	0	0	0	0
30	0	0	0	0	0	0	0	0	0	0	0	0	0	0	0	0	0	0	0	0	0	0	0	0	0	0
31	0	0	0	0	0	0	0	0	0	0	0	0	0	0	0	0	0	0	0	0	0	0	0	0	0	0
32	5	0	0	0	0	0	0	0	0	0	0	0	0	0	0	0	0	0	0	0	5	0	0	0	0	0
33	66	0	0	0	0	0	0	0	0	2	0	0	0	0	1	0	0	0	0	12	51	0	0	0	0	0
34	124	0	0	0	0	0	0	0	0	3	0	0	0	0	1	0	0	0	1	20	99	0	0	0	0	0
35	144	0	0	0	0	0	0	0	0	6	1	0	0	0	1	0	0	0	4	41	87	4	0	0	0	0
36	934	0	0	0	0	0	0	0	9	54	21	0	0	1	2	1	7	166	422	242	8	0	0	0	0	
37	5,163	0	0	0	0	0	0	0	96	315	67	2	0	14	52	53	11	40	1,210	2,342	928	32	1	0	0	0
38	13,459	0	0	0	0	0	0	11	329	691	87	2	1	63	239	168	10	105	3,055	5,951	2,674	66	5	0	1	1
39	12,221	0	0	0	0	0	0	37	374	613	57	1	1	104	253	160	14	209	3,456	4,993	1,892	47	2	6	0	2
40	9,758	0	0	0	0	0	0	85	511	457	40	0	7	117	253	103	4	291	3,226	3,549	1,080	29	3	2	0	1
41	7,995	0	0	0	0	0	2	356	1,084	308	16	0	4	136	204	70	4	385	2,497	2,196	697	27	2	4	0	3
42	7,735	1	0	0	0	0	2	1,055	1,712	248	10	0	7	135	133	52	2	488	2,018	1,357	492	17	4	0	0	2
43	6,087	0	0	0	0	0	5	1,058	1,123	167	9	0	24	133	92	33	1	654	1,555	889	330	13	1	0	0	0
44	4,872	0	0	0	0	0	17	971	709	136	5	0	20	127	86	21	2	735	1,225	595	216	5	1	1	0	0
45	3,868	1	0	0	0	0	64	824	472	80	1	0	27	123	37	17	0	737	971	384	128	2	0	0	0	0
46	2,968	0	0	0	0	0	146	706	271	61	1	0	30	97	27	8	0	705	576	244	93	3	0	0	0	0
47	2,936	2	0	0	0	0	281	563	209	54	0	0	41	102	18	6	0	1,076	359	148	75	2	0	0	0	0
48	2,940	1	0	0	0	2	409	455	130	34	1	0	93	98	12	3	0	1,344	211	103	42	2	0	0	0	0
49	2,186	5	0	0	0	5	465	355	86	21	0	0	43	77	10	4	0	898	131	68	16	1	0	0	0	1
50	1,458	3	0	0	1	13	425	249	43	14	2	0	40	39	6	1	0	501	81	29	10	1	0	0	0	0
51	1,105	1	0	0	0	18	511	136	26	11	0	0	18	21	0	0	0	278	57	23	5	0	0	0	0	0
52	948	2	0	1	3	21	530	107	15	9	0	0	14	14	3	1	0	181	38	7	2	0	0	0	0	0
53	565	1	0	3	8	17	306	71	8	2	1	0	9	9	1	1	0	108	14	5	1	0	0	0	0	0
54	336	1	0	4	9	13	127	50	8	1	0	0	6	7	0	0	0	87	17	5	1	0	0	0	0	0
55	224	0	1	7	25	9	85	18	2	2	0	0	6	7	0	0	0	53	7	2	0	0	0	0	0	0
56	133	2	4	8	23	3	53	10	2	0	0	0	1	3	0	1	0	20	2	1	0	0	0	0	0	0
57	118	0	2	12	15	3	38	10	2	2	0	0	4	2	0	1	0	22	2	3	0	0	0	0	0	0
58	79	3	4	14	20	0	15	13	0	1	0	0	1	1	0	0	0	4	1	2	0	0	0	0	0	0
59	86	1	7	13	8	1	21	6	3	0	0	0	2	3	0	0	0	10	9	2	0	0	0	0	0	0
60	7,805	6	0	2	22	12	1,569	1,783	771	21	0	0	66	439	83	33	0	964	1,195	669	168	2	0	0	0	0
61	34	0	3	5	1	0	7	4	2	0	0	0	4	1	0	0	0	2	2	1	2	0	0	0	0	0
62	26	1	3	6	2	0	3	4	2	0	0	0	0	1	0	0	0	2	1	1	0	0	0	0	0	0
63	5	0	2	1	0	0	0	1	0	0	0	0	0	1	0	0	0	0	0	0	0	0	0	0	0	0
64	0	0	0	0	0	0	0	0	0	0	0	0	0	0	0	0	0	0	0	0	0	0	0	0	0	0
65	2	0	0	1	0	0	0	0	0	0	0	0	0	0	0	0	0	0	1	0	0	0	0	0	0	0
66	1	0	0	0	0	0	1	0	0	0	0	0	0	0	0	0	0	0	0	0	0	0	0	0	0	0
67	0	0	0	0	0	0	0	0	0	0	0	0	0	0	0	0	0	0	0	0	0	0	0	0	0	0
68	0	0	0	0	0	0	0	0	0	0	0	0	0	0	0	0	0	0	0	0	0	0	0	0	0	0
69	0	0	0	0	0	0	0	0	0	0	0	0	0	0	0	0	0	0	0	0	0	0	0	0	0	0
70+	0	0	0	0	0	0	0	0	0	0	0	0	0	0	0	0	0	0	0	0	0	0	0	0	0	0
UNK	15	0	0	0	0	0	0	1	1	0	0	0	0	0	0	1	0	1	3	5	1	2	0	0	0	0
TOT	96,401	31	26	77	137	117	5,082	8,939	8,000	3,313	319	5	469	1,875	1,512	740	49	9,907	22,091	24,069	9,337	263	19	13	1	10
AVG	43.3	53.3	59.0	57.8	56.7	53.1	53.3	48.1	44.2	40.3	38.8	37.8	49.6	47.8	41.7	40.9	38.9	47.5	41.9	40.2	39.7	39.7	40.1	40.2	38.0	41.2

OFFICERS: AVE/ 46.6

ENLISTED: AVE/ 41.8

Number of Military Retirees Receiving Retired Pay as of September 30, 2014 by Rank and Age at Retirement

RETIRED AGE	MARINE CORPS										NON DISABILITY EXCLUDING RESERVE RETIRED																	
	TOTAL	UNK	O-10	O-9	O-8	O-7	O-6	O-5	O-4	O-3	O-2	O-1	W-5	W-4	W-3	W-2	W-1	E-9	E-8	E-7	E-6	E-5	E-4	E-3	E-2	E-1		
17	0	0	0	0	0	0	0	0	0	0	0	0	0	0	0	0	0	0	0	0	0	0	0	0	0	0		
18	0	0	0	0	0	0	0	0	0	0	0	0	0	0	0	0	0	0	0	0	0	0	0	0	0	0		
19	0	0	0	0	0	0	0	0	0	0	0	0	0	0	0	0	0	0	0	0	0	0	0	0	0	0		
20	0	0	0	0	0	0	0	0	0	0	0	0	0	0	0	0	0	0	0	0	0	0	0	0	0	0		
21	0	0	0	0	0	0	0	0	0	0	0	0	0	0	0	0	0	0	0	0	0	0	0	0	0	0		
22	0	0	0	0	0	0	0	0	0	0	0	0	0	0	0	0	0	0	0	0	0	0	0	0	0	0		
23	0	0	0	0	0	0	0	0	0	0	0	0	0	0	0	0	0	0	0	0	0	0	0	0	0	0		
24	0	0	0	0	0	0	0	0	0	0	0	0	0	0	0	0	0	0	0	0	0	0	0	0	0	0		
25	0	0	0	0	0	0	0	0	0	0	0	0	0	0	0	0	0	0	0	0	0	0	0	0	0	0		
26	0	0	0	0	0	0	0	0	0	0	0	0	0	0	0	0	0	0	0	0	0	0	0	0	0	0		
27	0	0	0	0	0	0	0	0	0	0	0	0	0	0	0	0	0	0	0	0	0	0	0	0	0	0		
28	0	0	0	0	0	0	0	0	0	0	0	0	0	0	0	0	0	0	0	0	0	0	0	0	0	0		
29	0	0	0	0	0	0	0	0	0	0	0	0	0	0	0	0	0	0	0	0	0	0	0	0	0	0		
30	0	0	0	0	0	0	0	0	0	0	0	0	0	0	0	0	0	0	0	0	0	0	0	0	0	0		
31	0	0	0	0	0	0	0	0	0	0	0	0	0	0	0	0	0	0	0	0	0	0	0	0	0	0		
32	5	0	0	0	0	0	0	0	0	0	0	0	0	0	0	0	0	0	0	0	5	0	0	0	0	0		
33	66	0	0	0	0	0	0	0	0	2	0	0	0	1	0	0	0	0	12	51	0	0	0	0	0	0		
34	124	0	0	0	0	0	0	0	0	3	0	0	0	0	1	0	0	1	20	99	0	0	0	0	0	0		
35	144	0	0	0	0	0	0	0	0	6	1	0	0	1	0	0	0	4	41	87	4	0	0	0	0	0		
36	934	0	0	0	0	0	0	0	9	54	21	0	1	1	2	1	7	166	422	242	8	0	0	0	0	0		
37	5,163	0	0	0	0	0	0	0	96	315	67	2	14	52	53	11	40	1,210	2,342	928	32	1	0	0	0	0		
38	13,459	0	0	0	0	0	0	11	329	691	87	2	63	239	168	10	105	3,055	5,951	2,674	66	5	0	1	1	1		
39	12,221	0	0	0	0	0	0	37	374	613	57	1	104	253	160	14	209	3,456	4,993	1,892	47	2	6	0	2	2		
40	9,758	0	0	0	0	0	0	85	511	457	40	0	117	253	103	4	291	3,226	3,549	1,080	29	3	2	0	1	1		
41	7,995	0	0	0	0	0	2	356	1,084	308	16	0	136	204	70	4	385	2,497	2,196	697	27	2	4	0	3	3		
42	7,735	1	0	0	0	0	2	1,055	1,712	248	10	0	135	133	52	2	488	2,018	1,357	492	17	4	0	0	2	2		
43	6,087	0	0	0	0	0	5	1,058	1,123	167	9	0	24	133	92	33	1	654	1,555	889	330	13	1	0	0	0	0	
44	4,872	0	0	0	0	0	17	971	709	136	5	0	20	127	86	21	2	735	1,225	595	216	5	1	1	0	0	0	
45	3,868	1	0	0	0	0	64	824	472	80	1	0	27	123	37	17	0	737	971	384	128	2	0	0	0	0	0	
46	2,968	0	0	0	0	0	146	706	271	61	1	0	30	97	27	8	0	705	576	244	93	3	0	0	0	0	0	
47	2,936	2	0	0	0	0	281	563	209	54	0	0	41	102	18	6	0	1,076	359	148	75	2	0	0	0	0	0	
48	2,940	1	0	0	0	2	409	455	130	34	1	0	93	98	12	3	0	1,344	211	103	42	2	0	0	0	0	0	
49	2,186	5	0	0	0	5	465	355	86	21	0	0	43	77	10	4	0	898	131	68	16	1	0	0	0	1	1	
50	1,458	3	0	0	1	13	425	249	43	14	2	0	40	39	6	1	0	501	81	29	10	1	0	0	0	0	0	
51	1,105	1	0	0	0	18	511	136	26	11	0	0	18	21	0	0	0	278	57	23	5	0	0	0	0	0	0	
52	948	2	0	1	3	21	530	107	15	9	0	0	14	14	3	1	0	181	38	7	2	0	0	0	0	0	0	
53	565	1	0	3	8	17	306	71	8	2	1	0	9	9	1	1	0	108	14	5	1	0	0	0	0	0	0	
54	336	1	0	4	9	13	127	50	8	1	0	0	6	7	0	0	0	87	17	5	1	0	0	0	0	0	0	
55	222	0	1	7	25	9	85	17	1	2	0	0	6	7	0	0	0	53	7	2	0	0	0	0	0	0	0	0
56	129	2	4	8	23	3	50	10	2	0	0	0	1	3	0	1	0	19	2	1	0	0	0	0	0	0	0	0
57	102	0	2	12	15	2	31	8	1	2	0	0	4	1	0	1	0	19	2	2	0	0	0	0	0	0	0	0
58	59	0	4	14	18	0	7	8	0	1	0	0	1	0	0	0	0	4	1	1	0	0	0	0	0	0	0	0
59	42	0	7	13	6	0	6	1	0	0	0	0	1	0	0	0	0	5	2	1	0	0	0	0	0	0	0	0
60	20	0	0	2	1	0	4	7	0	0	0	0	1	0	0	0	0	3	1	0	1	0	0	0	0	0	0	0
61	21	0	3	5	1	0	5	1	0	0	0	0	2	1	0	0	0	2	1	0	0	0	0	0	0	0	0	0
62	14	0	3	5	1	0	2	2	1	0	0	0	0	0	0	0	0	0	0	0	0	0	0	0	0	0	0	0
63	3	0	2	1	0	0	0	0	0	0	0	0	0	0	0	0	0	0	0	0	0	0	0	0	0	0	0	0
64	0	0	0	0	0	0	0	0	0	0	0	0	0	0	0	0	0	0	0	0	0	0	0	0	0	0	0	0
65	1	0	0	1	0	0	0	0	0	0	0	0	0	0	0	0	0	0	0	0	0	0	0	0	0	0	0	0
66	0	0	0	0	0	0	0	0	0	0	0	0	0	0	0	0	0	0	0	0	0	0	0	0	0	0	0	0
67	0	0	0	0	0	0	0	0	0	0	0	0	0	0	0	0	0	0	0	0	0	0	0	0	0	0	0	0
68	0	0	0	0	0	0	0	0	0	0	0	0	0	0	0	0	0	0	0	0	0	0	0	0	0	0	0	0
69	0	0	0	0	0	0	0	0	0	0	0	0	0	0	0	0	0	0	0	0	0	0	0	0	0	0	0	0
70+	0	0	0	0	0	0	0	0	0	0	0	0	0	0	0	0	0	0	0	0	0	0	0	0	0	0	0	0
UNK	15	0	0	0	0	0	0	1	1	0	0	0	0	0	1	0	0	1	3	5	1	2	0	0	0	0	0	0
TOT	88,501	20	26	76	111	103	3,480	7,144	7,221	3,292	319	5	400	1,430	1,429	707	49	8,935	20,887	23,395	9,168	261	19	13	1	10	10	
AVG	41.8	49.9	59.0	57.7	56.0	52.2	50.3	45.1	42.5	40.2	38.8	37.8	47.8	43.9	40.7	40.0	38.9	46.1	40.9	39.6	39.3	39.5	40.1	40.2	38.0	41.2	41.2	

OFFICERS: AVE/ 44.1

ENLISTED: AVE/ 40.9

Number of Military Retirees Receiving Retired Pay as of September 30, 2014 by Rank and Age at Retirement

RETIRED AGE	MARINE CORPS													DISABILITY ONLY													
	TOTAL	UNK	O-10	O-9	O-8	O-7	O-6	O-5	O-4	O-3	O-2	O-1	W-5	W-4	W-3	W-2	W-1	E-9	E-8	E-7	E-6	E-5	E-4	E-3	E-2	E-1	
17	5	0	0	0	0	0	0	0	0	0	0	0	0	0	0	0	0	0	0	0	0	0	0	0	0	1	4
18	99	0	0	0	0	0	0	0	0	0	0	0	0	0	0	0	0	0	0	0	0	1	3	17	50	28	
19	497	0	0	0	0	0	0	0	0	0	0	0	0	0	0	0	0	0	0	0	0	9	116	199	116	57	
20	883	0	0	0	0	0	0	0	0	0	0	0	0	0	0	0	0	0	0	0	0	68	284	366	119	46	
21	1,086	0	0	0	0	0	0	0	0	0	1	0	0	0	0	0	0	0	0	0	1	150	402	424	86	22	
22	955	0	0	0	0	0	0	0	0	0	7	7	0	0	0	0	0	0	0	0	2	194	391	297	48	9	
23	766	0	0	0	0	0	0	0	0	2	40	13	0	0	0	0	0	0	0	0	9	173	324	170	28	7	
24	715	0	0	0	0	0	0	0	0	8	64	14	0	0	0	0	0	0	0	0	22	193	260	122	26	6	
25	579	0	0	0	0	0	0	0	0	21	56	9	0	0	0	0	0	0	0	0	29	222	167	64	9	2	
26	529	0	0	0	0	0	0	0	1	40	48	2	0	0	0	0	0	0	0	2	49	216	123	36	9	3	
27	500	0	0	0	0	0	0	0	1	33	17	5	0	0	0	0	0	0	0	4	77	233	86	36	4	4	
28	385	0	0	0	0	0	0	0	0	38	10	4	0	0	0	0	1	0	0	3	101	153	51	21	0	3	
29	344	0	0	0	0	0	0	0	1	28	9	2	0	0	0	0	0	0	0	10	90	146	41	10	5	2	
30	352	0	0	0	0	0	0	0	3	43	7	1	0	0	0	0	0	0	1	14	113	123	39	5	3	0	
31	294	0	0	0	0	0	0	0	2	58	5	0	0	0	0	0	0	0	0	28	93	84	16	6	0	1	
32	247	0	0	0	0	0	0	0	6	27	5	0	0	0	0	0	0	0	0	33	96	68	9	1	0	0	
33	187	0	0	0	0	0	0	0	9	20	1	0	0	0	0	3	0	0	0	2	37	67	37	6	4	1	0
34	190	0	0	0	0	0	0	0	11	22	1	0	0	0	1	1	0	0	2	41	65	39	5	1	1	0	
35	169	0	0	0	0	0	0	0	14	18	0	0	0	0	1	1	0	0	4	41	66	19	2	1	1	1	
36	139	0	0	0	0	0	0	0	11	15	1	0	0	0	1	2	0	0	7	41	42	17	2	0	0	0	
37	248	0	0	0	0	0	0	0	16	23	5	0	0	2	3	3	1	2	56	81	43	12	1	0	0	0	
38	439	0	0	0	0	0	0	1	23	37	3	0	0	3	9	4	0	5	128	155	59	12	0	0	0	0	
39	400	0	0	0	0	0	0	5	26	35	3	0	0	3	8	2	1	11	108	134	52	11	0	1	0	0	
40	332	0	0	0	0	0	0	5	16	26	1	0	0	4	8	2	0	16	117	99	30	4	1	3	0	0	
41	207	0	0	0	0	0	0	5	15	19	1	0	1	3	4	0	0	20	59	46	28	2	0	3	1	0	
42	200	0	0	0	0	0	1	27	24	11	1	0	0	1	4	2	0	18	40	56	15	0	0	0	0	0	
43	180	0	0	0	0	0	0	20	22	10	0	0	1	11	1	1	0	20	49	28	14	3	0	0	0	0	
44	148	0	0	0	0	0	3	14	19	4	0	0	2	3	3	1	0	33	39	21	5	1	0	0	0	0	
45	116	0	0	0	0	0	2	22	10	6	0	0	1	5	1	2	0	23	21	14	9	0	0	0	0	0	
46	88	0	0	0	0	0	7	10	10	6	0	0	0	2	2	0	0	22	19	7	3	0	0	0	0	0	
47	71	0	0	0	0	0	3	15	5	2	0	0	3	3	0	0	0	21	11	7	1	0	0	0	0	0	
48	62	0	0	0	0	0	12	6	2	1	0	0	1	1	1	1	0	22	9	4	2	0	0	0	0	0	
49	42	0	0	0	0	0	5	10	2	0	0	0	0	2	0	0	0	13	7	2	1	0	0	0	0	0	
50	39	0	0	0	0	0	14	5	0	0	0	0	0	1	1	0	0	16	2	0	0	0	0	0	0	0	
51	28	0	0	0	0	1	8	5	0	0	0	0	1	0	0	0	0	11	2	0	0	0	0	0	0	0	
52	18	0	0	0	0	0	5	1	1	1	0	0	0	0	0	1	0	3	4	2	0	0	0	0	0	0	
53	13	0	0	0	0	1	7	1	0	1	0	0	0	0	0	0	0	1	0	1	0	0	1	0	0	0	
54	8	0	0	0	0	0	3	2	0	0	0	0	0	0	0	0	0	2	0	0	0	0	0	0	1	0	
55	5	0	0	0	0	0	3	1	0	0	0	0	0	0	0	0	0	0	0	0	1	0	0	0	0	0	
56	6	0	1	2	0	0	0	0	0	0	0	0	0	1	0	0	0	1	0	0	1	0	0	0	0	0	
57	2	0	1	0	0	0	0	0	0	0	0	0	0	0	0	0	0	0	1	0	0	0	0	0	0	0	
58	2	0	0	0	0	0	1	0	0	0	0	0	1	0	0	0	0	0	0	0	0	0	0	0	0	0	
59	0	0	0	0	0	0	0	0	0	0	0	0	0	0	0	0	0	0	0	0	0	0	0	0	0	0	
60	2	0	0	0	0	0	1	0	0	0	0	0	0	0	0	0	0	0	0	0	0	0	1	0	0	0	
61	0	0	0	0	0	0	0	0	0	0	0	0	0	0	0	0	0	0	0	0	0	0	0	0	0	0	
62	0	0	0	0	0	0	0	0	0	0	0	0	0	0	0	0	0	0	0	0	0	0	0	0	0	0	
63	0	0	0	0	0	0	0	0	0	0	0	0	0	0	0	0	0	0	0	0	0	0	0	0	0	0	
64	0	0	0	0	0	0	0	0	0	0	0	0	0	0	0	0	0	0	0	0	0	0	0	0	0	0	
65	0	0	0	0	0	0	0	0	0	0	0	0	0	0	0	0	0	0	0	0	0	0	0	0	0	0	
66	0	0	0	0	0	0	0	0	0	0	0	0	0	0	0	0	0	0	0	0	0	0	0	0	0	0	
67	0	0	0	0	0	0	0	0	0	0	0	0	0	0	0	0	0	0	0	0	0	0	0	0	0	0	
68	0	0	0	0	0	0	0	0	0	0	0	0	0	0	0	0	0	0	0	0	0	0	0	0	0	0	
69	0	0	0	0	0	0	0	0	0	0	0	0	0	0	0	0	0	0	0	0	0	0	0	0	0	0	
70+	0	0	0	0	0	0	0	0	0	0	0	0	0	0	0	0	0	0	0	0	0	0	0	0	0	0	
UNK	3	0	0	0	0	0	0	0	0	0	0	0	0	0	0	0	0	0	0	0	0	0	1	0	2	0	
TOT	11,580	0	2	2	0	2	75	155	250	555	286	57	11	45	48	29	3	260	688	911	1,186	2,190	2,332	1,787	511	195	
AVG	28.6	0.0	56.5	56.0	0.0	52.0	49.8	44.9	39.6	33.2	26.0	24.6	46.8	43.2	40.3	38.5	34.7	44.9	40.5	37.9	32.4	26.3	23.0	21.8	20.9	20.4	

OFFICERS: AVE/ 35.4

ENLISTED: AVE/ 27.6

Number of Military Retirees Receiving Retired Pay as of September 30, 2014 by Rank and Age at Retirement

RETIRED AGE	AIR FORCE										ALL RETIREES INCLUDING RESERVE RETIRED																
	TOTAL	UNK	O-10	O-9	O-8	O-7	O-6	O-5	O-4	O-3	O-2	O-1	W-5	W-4	W-3	W-2	W-1	E-9	E-8	E-7	E-6	E-5	E-4	E-3	E-2	E-1	
17	1	0	0	0	0	0	0	0	0	0	0	0	0	0	0	0	0	0	0	0	0	0	0	0	0	1	0
18	19	0	0	0	0	0	0	0	0	0	0	0	0	0	0	0	0	0	0	0	0	0	0	0	8	6	5
19	126	1	0	0	0	0	0	0	0	0	0	0	0	0	0	1	0	0	0	0	0	0	3	66	39	16	
20	281	0	0	0	0	0	0	0	0	3	2	0	0	0	0	3	0	0	0	0	0	0	41	181	36	15	
21	437	2	0	0	0	0	0	0	0	1	7	13	0	0	0	4	0	0	0	0	0	3	167	202	31	7	
22	599	0	0	0	0	0	0	0	0	2	21	19	0	0	0	6	0	0	0	0	0	26	336	171	15	3	
23	665	1	0	0	0	0	0	0	0	9	28	16	0	0	0	2	0	0	0	0	0	71	416	106	11	5	
24	604	0	0	0	0	0	0	0	1	6	60	16	0	0	0	3	0	0	0	0	115	327	70	3	3		
25	585	0	0	0	0	0	0	0	3	16	76	12	0	0	0	2	0	0	0	3	170	241	57	4	1		
26	578	0	0	0	0	0	0	1	2	63	61	6	0	0	0	0	0	0	0	8	222	195	18	1	1		
27	597	0	0	0	0	0	0	1	3	89	35	6	0	0	0	1	0	0	0	12	262	176	10	1	1		
28	535	0	0	0	0	0	0	0	2	85	18	1	0	0	0	0	0	0	1	17	275	128	8	0	0		
29	565	0	0	0	0	0	0	0	1	108	13	3	0	0	0	0	0	0	0	54	296	74	16	0	0		
30	555	0	0	0	0	0	0	0	2	101	7	4	0	0	0	0	0	0	3	78	303	56	1	0	0		
31	523	0	0	0	0	0	1	1	6	96	6	1	0	0	0	0	0	0	8	98	261	40	5	0	0		
32	562	0	0	0	0	0	0	0	20	90	1	0	0	0	0	1	0	0	24	179	219	25	3	0	0		
33	1,098	0	0	0	0	0	0	0	21	103	4	2	0	0	0	0	0	2	105	459	387	15	0	0	0		
34	1,812	0	0	0	0	0	0	1	44	95	2	0	0	0	0	0	0	5	256	910	483	16	0	0	0		
35	2,201	0	0	0	0	0	0	0	51	93	3	0	0	0	0	0	1	17	469	1,060	497	10	0	0	0		
36	3,402	0	0	0	0	0	0	5	129	177	2	0	0	0	0	0	8	53	887	1,504	621	16	0	0	0		
37	20,294	0	0	0	0	0	0	5	431	412	10	1	0	5	3	0	0	116	739	7,125	9,082	2,338	27	0	0		
38	60,812	0	0	0	0	0	0	68	1,399	955	20	2	0	10	5	0	3	401	3,060	25,207	24,725	4,871	83	2	1		
39	70,151	0	0	0	0	0	8	487	2,439	1,306	26	6	0	11	7	4	5	775	4,467	31,270	24,390	4,857	85	5	2		
40	60,880	0	0	0	0	0	6	876	2,628	1,354	29	7	0	17	6	5	7	1,017	4,955	28,524	17,933	3,453	58	3	1		
41	51,617	1	0	0	0	0	47	2,153	3,638	1,494	21	7	0	11	9	3	6	1,274	4,990	23,818	12,015	2,073	52	2	0		
42	53,928	0	0	0	0	0	182	6,854	7,337	1,807	22	3	0	6	2	2	1	1,365	4,680	21,871	8,447	1,317	31	1	0		
43	47,033	0	0	0	0	2	316	7,594	6,669	1,600	20	4	0	12	6	1	2	1,767	4,440	18,214	5,435	926	20	4	0		
44	39,259	1	0	0	0	0	567	7,038	4,526	1,177	19	4	0	16	3	1	2	2,335	5,374	14,126	3,398	654	13	2	2		
45	30,589	0	0	0	1	0	1,044	5,910	3,047	604	16	1	0	15	5	0	2	2,546	5,211	9,544	2,191	436	14	1	0		
46	23,429	0	0	1	1	5	1,684	4,692	2,082	363	15	2	0	10	1	0	1	2,576	4,154	6,091	1,493	251	5	0	2		
47	18,808	0	0	0	0	7	2,475	3,854	1,424	177	12	0	0	13	0	0	0	3,076	2,622	3,888	1,072	182	5	0	0		
48	16,256	0	0	0	2	20	3,484	3,096	948	83	5	0	0	23	0	0	1	3,919	1,690	2,469	454	60	1	0	0		
49	12,521	0	0	1	1	43	3,407	2,663	606	50	3	0	0	17	1	0	2	2,909	1,048	1,486	258	25	1	0	0		
50	9,258	1	0	1	18	83	2,969	2,215	394	45	3	0	0	5	0	0	0	1,643	755	954	155	17	0	0	0		
51	6,936	0	0	0	26	123	2,707	1,490	273	37	2	0	0	6	0	0	0	1,051	464	642	99	15	1	0	0		
52	5,538	0	0	10	46	113	2,770	943	187	19	0	0	0	6	0	0	0	644	302	410	67	20	1	0	0		
53	3,513	0	3	15	70	90	1,583	660	117	21	0	0	0	5	0	0	0	390	199	302	53	5	0	0	0		
54	2,328	0	2	24	104	50	840	517	117	6	1	0	0	3	0	0	0	254	165	195	45	5	0	0	0		
55	1,733	0	8	48	112	30	614	305	78	6	0	0	0	1	0	0	0	191	119	176	40	5	0	0	0		
56	1,309	0	18	64	89	22	457	208	40	12	0	0	0	1	0	0	0	112	97	160	27	2	0	0	0		
57	932	0	18	45	43	12	293	165	35	4	2	0	0	0	0	0	0	85	72	124	33	1	0	0	0		
58	815	0	14	25	16	16	229	150	24	2	0	0	0	0	0	0	0	81	87	135	34	2	0	0	0		
59	1,505	0	13	9	25	7	222	186	49	8	1	0	0	0	1	0	0	207	205	424	137	11	0	0	0		
60	101,518	0	9	10	303	622	6,291	18,035	6,880	1,133	84	25	0	12	6	40	2	7,650	10,610	30,500	17,105	2,162	38	1	0		
61	458	0	5	3	29	10	154	97	18	3	0	1	0	0	0	0	0	10	24	54	41	9	0	0	0		
62	367	0	1	1	22	10	182	101	17	0	0	0	0	0	0	0	0	2	4	10	16	1	0	0	0		
63	122	0	2	1	9	1	51	46	0	0	0	0	0	0	0	0	0	0	2	8	2	0	0	0	0		
64	89	0	1	2	4	0	53	20	2	0	0	0	0	0	0	0	0	0	2	3	2	0	0	0	0		
65	52	0	0	0	3	0	31	14	2	0	0	0	0	0	0	0	0	0	2	0	0	0	0	0	0		
66	56	0	0	0	1	0	36	18	0	0	0	0	0	0	0	0	0	1	0	0	0	0	0	0	0		
67	32	0	0	0	0	0	19	13	0	0	0	0	0	0	0	0	0	0	0	0	0	0	0	0	0		
68	14	0	0	0	0	0	13	1	0	0	0	0	0	0	0	0	0	0	0	0	0	0	0	0	0		
69	2	0	0	0	0	0	0	1	0	0	0	0	0	0	0	0	0	0	1	0	0	0	0	0	0		
70+	5	0	0	0	0	0	0	1	1	0	0	0	0	0	0	0	0	1	1	1	0	0	0	0	0		
UNK	250	0	0	0	1	0	1	3	1	6	0	0	0	0	0	0	1	9	84	102	39	3	0	0	0		
TOT	658,154	7	94	260	926	1,266	32,736	70,488	45,694	13,818	658	164	0	205	54	57	57	36,408	60,622	229,570	133,234	27,950	2,720	943	156	67	
AVG	44.9	31.3	57.6	56.0	56.8	56.1	51.8	49.2	45.6	42.4	35.8	33.7	0.0	45.9	43.3	54.5	34.6	49.1	46.1	43.8	42.4	40.1	27.5	22.4	21.7	23.9	

OFFICERS: AVE/ 48.2

ENLISTED: AVE/ 43.7

Number of Military Retirees Receiving Retired Pay as of September 30, 2014 by Rank and Age at Retirement

RETIRED AGE	AIR FORCE										ALL RETIREES EXCLUDING RESERVE RETIRED																
	TOTAL	UNK	O-10	O-9	O-8	O-7	O-6	O-5	O-4	O-3	O-2	O-1	W-5	W-4	W-3	W-2	W-1	E-9	E-8	E-7	E-6	E-5	E-4	E-3	E-2	E-1	
17	1	0	0	0	0	0	0	0	0	0	0	0	0	0	0	0	0	0	0	0	0	0	0	0	0	1	0
18	19	0	0	0	0	0	0	0	0	0	0	0	0	0	0	0	0	0	0	0	0	0	0	0	8	6	5
19	126	1	0	0	0	0	0	0	0	0	0	0	0	0	0	1	0	0	0	0	0	0	3	66	39	16	
20	281	0	0	0	0	0	0	0	0	3	2	0	0	0	0	3	0	0	0	0	0	0	41	181	36	15	
21	437	2	0	0	0	0	0	0	0	1	7	13	0	0	0	4	0	0	0	0	0	3	167	202	31	7	
22	599	0	0	0	0	0	0	0	0	2	21	19	0	0	0	6	0	0	0	0	0	26	336	171	15	3	
23	665	1	0	0	0	0	0	0	0	9	28	16	0	0	0	2	0	0	0	0	0	71	416	106	11	5	
24	604	0	0	0	0	0	0	0	1	6	60	16	0	0	0	3	0	0	0	0	0	115	327	70	3	3	
25	585	0	0	0	0	0	0	0	3	16	76	12	0	0	0	2	0	0	0	3	170	241	57	4	1		
26	578	0	0	0	0	0	0	1	2	63	61	6	0	0	0	0	0	0	0	8	222	195	18	1	1		
27	597	0	0	0	0	0	0	1	3	89	35	6	0	0	0	1	0	0	0	12	262	176	10	1	1		
28	535	0	0	0	0	0	0	0	2	85	18	1	0	0	0	0	0	0	1	17	275	128	8	0	0		
29	565	0	0	0	0	0	0	0	1	108	13	3	0	0	0	0	0	0	0	54	296	74	16	0	0		
30	555	0	0	0	0	0	0	0	2	101	7	4	0	0	0	0	0	0	3	78	303	56	1	0	0		
31	523	0	0	0	0	0	1	1	6	96	6	1	0	0	0	0	0	0	8	98	261	40	5	0	0		
32	562	0	0	0	0	0	0	0	0	20	90	1	0	0	0	1	0	0	0	24	179	219	25	3	0	0	
33	1,098	0	0	0	0	0	0	0	21	103	4	2	0	0	0	0	0	2	105	459	387	15	0	0	0		
34	1,812	0	0	0	0	0	0	1	44	95	2	0	0	0	0	0	0	5	256	910	483	16	0	0	0		
35	2,201	0	0	0	0	0	0	0	51	93	3	0	0	0	0	0	1	17	469	1,060	497	10	0	0	0		
36	3,402	0	0	0	0	0	0	5	129	177	2	0	0	0	0	0	8	53	887	1,504	621	16	0	0	0		
37	20,294	0	0	0	0	0	0	5	431	412	10	1	0	5	3	0	0	116	739	7,125	9,082	2,338	27	0	0		
38	60,812	0	0	0	0	0	0	68	1,399	955	20	2	0	10	5	0	3	401	3,060	25,207	24,725	4,871	83	2	1		
39	70,151	0	0	0	0	0	8	487	2,439	1,306	26	6	0	11	7	4	5	775	4,467	31,270	24,390	4,857	85	5	2		
40	60,880	0	0	0	0	0	6	876	2,628	1,354	29	7	0	17	6	5	7	1,017	4,955	28,524	17,933	3,453	58	3	1		
41	51,617	1	0	0	0	0	47	2,153	3,638	1,494	21	7	0	11	9	3	6	1,274	4,990	23,818	12,015	2,073	52	2	0		
42	53,928	0	0	0	0	0	182	6,854	7,337	1,807	22	3	0	6	2	2	1	1,365	4,680	21,871	8,447	1,317	31	1	0		
43	47,033	0	0	0	2	316	7,594	6,669	1,600	20	4	0	12	6	1	2	1,767	4,440	18,214	5,435	926	20	4	0	1		
44	39,259	1	0	0	0	0	567	7,038	4,526	1,177	19	4	0	16	3	1	2	2,335	5,374	14,126	3,398	654	13	2	2		
45	30,589	0	0	0	1	0	1,044	5,910	3,047	604	16	1	0	15	5	0	2	2,546	5,211	9,544	2,191	436	14	1	0	1	
46	23,429	0	0	1	1	5	1,684	4,692	2,082	363	15	2	0	10	1	0	1	2,576	4,154	6,091	1,493	251	5	0	2	0	
47	18,808	0	0	0	0	7	2,475	3,854	1,424	177	12	0	0	13	0	0	0	3,076	2,622	3,888	1,072	182	5	0	0	1	
48	16,256	0	0	0	2	20	3,484	3,096	948	83	5	0	0	23	0	0	1	3,919	1,690	2,469	454	60	1	0	0	1	
49	12,521	0	0	1	1	43	3,407	2,663	606	50	3	0	0	17	1	0	2	2,909	1,048	1,486	258	25	1	0	0	0	
50	9,252	0	0	1	18	82	2,968	2,214	394	45	3	0	0	5	0	0	0	1,642	755	953	155	17	0	0	0	0	
51	6,935	0	0	0	26	123	2,706	1,490	273	37	2	0	0	6	0	0	0	1,051	464	642	99	15	1	0	0	0	
52	5,537	0	0	10	46	113	2,769	943	187	19	0	0	0	6	0	0	0	644	302	410	67	20	1	0	0	0	
53	3,513	0	3	15	70	90	1,583	660	117	21	0	0	0	5	0	0	0	390	199	302	53	5	0	0	0	0	
54	2,326	0	2	24	104	50	839	516	117	6	1	0	0	3	0	0	0	254	165	195	45	5	0	0	0	0	
55	1,724	0	8	48	111	29	612	301	78	6	0	0	0	1	0	0	0	191	118	176	40	5	0	0	0	0	
56	1,293	0	18	64	89	22	455	206	40	12	0	0	0	1	0	0	0	108	95	156	25	2	0	0	0	0	
57	867	0	18	45	43	9	284	148	34	3	2	0	0	0	0	0	0	78	67	108	27	1	0	0	0	0	
58	666	0	14	25	12	14	200	126	22	2	0	0	0	0	0	0	0	68	65	98	18	2	0	0	0	0	
59	681	0	13	9	17	4	163	77	26	2	0	0	0	0	0	0	0	98	88	160	24	0	0	0	0	0	
60	259	0	9	8	11	3	122	35	13	0	0	0	0	0	0	0	0	15	8	28	7	0	0	0	0	0	
61	172	0	5	3	11	2	102	30	6	2	0	0	0	0	0	0	0	2	2	4	3	0	0	0	0	0	
62	160	0	1	0	3	2	105	42	5	0	0	0	0	0	0	0	0	0	2	0	0	0	0	0	0	0	
63	39	0	2	1	1	0	20	14	0	0	0	0	0	0	0	0	0	0	1	0	0	0	0	0	0	0	
64	38	0	1	1	1	0	26	5	2	0	0	0	0	0	0	0	0	0	0	0	2	0	0	0	0	0	
65	17	0	0	0	1	0	13	2	0	0	0	0	0	0	0	0	0	0	0	1	0	0	0	0	0	0	
66	9	0	0	0	0	0	8	1	0	0	0	0	0	0	0	0	0	0	0	0	0	0	0	0	0	0	
67	4	0	0	0	0	0	2	2	0	0	0	0	0	0	0	0	0	0	0	0	0	0	0	0	0	0	
68	3	0	0	0	0	0	3	0	0	0	0	0	0	0	0	0	0	0	0	0	0	0	0	0	0	0	
69	0	0	0	0	0	0	0	0	0	0	0	0	0	0	0	0	0	0	0	0	0	0	0	0	0	0	
70+	2	0	0	0	0	0	0	1	1	0	0	0	0	0	0	0	0	0	0	0	0	0	0	0	0	0	
UNK	242	0	0	0	0	0	0	1	1	6	0	0	0	0	0	0	0	8	82	102	39	3	0	0	0	0	
TOT	555,061	6	94	256	569	620	26,201	52,113	38,775	12,677	573	138	0	193	48	16	55	28,626	49,844	198,703	115,940	25,767	2,682	942	156	67	
AVG	42.1	28.2	57.6	55.9	54.7	52.0	49.8	45.4	43.0	40.8	32.2	28.7	0.0	45.0	41.2	40.6	33.7	46.2	43.1	41.3	39.8	38.4	27.0	22.4	21.7	23.9	

OFFICERS: AVE/ 45.1

ENLISTED: AVE/ 41.1

Number of Military Retirees Receiving Retired Pay as of September 30, 2014 by Rank and Age at Retirement

RETIRED AGE	AIR FORCE										NON DISABILITY INCLUDING RESERVE RETIRED																	
	TOTAL	UNK	O-10	O-9	O-8	O-7	O-6	O-5	O-4	O-3	O-2	O-1	W-5	W-4	W-3	W-2	W-1	E-9	E-8	E-7	E-6	E-5	E-4	E-3	E-2	E-1		
17	0	0	0	0	0	0	0	0	0	0	0	0	0	0	0	0	0	0	0	0	0	0	0	0	0	0		
18	0	0	0	0	0	0	0	0	0	0	0	0	0	0	0	0	0	0	0	0	0	0	0	0	0	0		
19	0	0	0	0	0	0	0	0	0	0	0	0	0	0	0	0	0	0	0	0	0	0	0	0	0	0		
20	0	0	0	0	0	0	0	0	0	0	0	0	0	0	0	0	0	0	0	0	0	0	0	0	0	0		
21	0	0	0	0	0	0	0	0	0	0	0	0	0	0	0	0	0	0	0	0	0	0	0	0	0	0		
22	0	0	0	0	0	0	0	0	0	0	0	0	0	0	0	0	0	0	0	0	0	0	0	0	0	0		
23	0	0	0	0	0	0	0	0	0	0	0	0	0	0	0	0	0	0	0	0	0	0	0	0	0	0		
24	0	0	0	0	0	0	0	0	0	0	0	0	0	0	0	0	0	0	0	0	0	0	0	0	0	0		
25	0	0	0	0	0	0	0	0	0	0	0	0	0	0	0	0	0	0	0	0	0	0	0	0	0	0		
26	0	0	0	0	0	0	0	0	0	0	0	0	0	0	0	0	0	0	0	0	0	0	0	0	0	0		
27	0	0	0	0	0	0	0	0	0	0	0	0	0	0	0	0	0	0	0	0	0	0	0	0	0	0		
28	0	0	0	0	0	0	0	0	0	0	0	0	0	0	0	0	0	0	0	0	0	0	0	0	0	0		
29	0	0	0	0	0	0	0	0	0	0	0	0	0	0	0	0	0	0	0	0	0	0	0	0	0	0		
30	0	0	0	0	0	0	0	0	0	0	0	0	0	0	0	0	0	0	0	0	0	0	0	0	0	0		
31	0	0	0	0	0	0	0	0	0	0	0	0	0	0	0	0	0	0	0	0	0	0	0	0	0	0		
32	83	0	0	0	0	0	0	0	0	1	0	0	0	0	0	0	0	0	11	51	20	0	0	0	0	0		
33	579	0	0	0	0	0	0	0	0	7	0	0	0	0	0	0	0	2	86	303	180	1	0	0	0	0		
34	1,284	0	0	0	0	0	0	0	2	19	0	0	0	0	0	0	0	3	213	719	328	0	0	0	0	0		
35	1,721	0	0	0	0	0	0	0	5	32	0	0	0	0	0	0	0	13	424	863	379	5	0	0	0	0		
36	2,839	0	0	0	0	0	0	0	71	110	0	0	0	0	0	0	6	49	791	1,294	506	12	0	0	0	0		
37	19,582	0	0	0	0	0	0	1	376	377	5	1	0	5	3	0	115	717	6,974	8,783	2,202	23	0	0	0	0		
38	59,888	0	0	0	0	0	0	61	1,326	886	19	2	0	9	4	0	395	3,016	24,943	24,397	4,751	73	2	1	0	0		
39	69,070	0	0	0	0	0	7	464	2,371	1,247	25	6	0	10	7	4	757	4,399	30,852	24,078	4,747	84	5	1	1	1		
40	59,861	0	0	0	0	0	5	844	2,560	1,303	28	6	0	17	3	5	994	4,893	28,125	17,643	3,368	55	3	1	1	1		
41	50,669	0	0	0	0	0	44	2,100	3,551	1,448	20	7	0	11	9	3	6	1,252	4,912	23,440	11,805	2,010	47	1	0	3	3	
42	53,144	0	0	0	0	0	177	6,791	7,247	1,760	21	3	0	6	2	2	1	1,343	4,611	21,578	8,297	1,274	30	1	0	0	0	
43	46,386	0	0	0	0	2	311	7,527	6,582	1,579	20	4	0	11	6	1	2	1,734	4,381	17,979	5,326	898	18	4	0	1	1	
44	38,682	1	0	0	0	0	550	6,957	4,449	1,154	17	4	0	16	3	1	2	2,302	5,317	13,940	3,319	632	13	2	2	1	1	
45	30,040	0	0	0	1	0	1,021	5,832	2,998	588	16	1	0	15	5	0	2	2,509	5,138	9,363	2,123	416	10	1	0	1	1	
46	23,015	0	0	1	1	5	1,659	4,623	2,037	349	15	1	0	8	1	0	1	2,537	4,109	5,981	1,436	245	4	0	2	0	0	
47	18,478	0	0	0	0	7	2,443	3,789	1,398	169	12	0	0	12	0	0	0	3,042	2,590	3,814	1,023	174	4	0	0	1	1	
48	15,962	0	0	0	1	19	3,454	3,039	928	78	5	0	0	22	0	0	1	3,889	1,657	2,387	428	52	1	0	0	1	1	
49	12,293	0	0	1	1	43	3,373	2,616	591	49	3	0	0	15	1	0	2	2,888	1,021	1,426	242	21	0	0	0	0	0	
50	9,045	1	0	1	18	80	2,936	2,162	379	35	3	0	0	4	0	0	0	1,621	737	910	144	14	0	0	0	0	0	
51	6,764	0	0	0	25	123	2,671	1,460	264	31	2	0	0	5	0	0	0	1,040	445	600	86	11	1	0	0	0	0	
52	5,405	0	0	10	46	112	2,746	917	177	17	0	0	0	6	0	0	0	626	290	386	55	16	1	0	0	0	0	
53	3,404	0	3	15	69	90	1,561	648	111	18	0	0	0	4	0	0	0	383	184	276	38	4	0	0	0	0	0	
54	2,240	0	2	24	102	50	828	502	110	6	1	0	0	2	0	0	0	247	155	174	33	4	0	0	0	0	0	
55	1,645	0	8	48	111	30	598	298	75	5	0	0	0	1	0	0	0	181	109	149	30	2	0	0	0	0	0	
56	1,250	0	18	63	89	22	450	201	39	8	0	0	0	1	0	0	0	107	86	145	19	2	0	0	0	0	0	
57	874	0	18	45	43	12	292	154	32	3	2	0	0	0	0	0	0	80	60	109	23	1	0	0	0	0	0	
58	777	0	14	25	16	16	228	145	23	2	0	0	0	0	0	0	0	77	78	122	29	2	0	0	0	0	0	
59	1,470	0	13	9	25	7	215	182	46	8	1	0	0	0	0	1	0	203	197	419	133	11	0	0	0	0	0	
60	101,497	0	9	10	303	622	6,288	18,035	6,879	1,133	84	25	0	12	6	40	2	7,646	10,608	30,490	17,104	2,162	38	1	0	0	0	
61	450	0	5	3	29	9	153	93	18	3	0	1	0	0	0	0	0	10	24	53	40	9	0	0	0	0	0	
62	360	0	1	1	22	10	179	100	16	0	0	0	0	0	0	0	0	2	4	8	16	1	0	0	0	0	0	
63	120	0	2	1	9	1	51	45	0	0	0	0	0	0	0	0	0	0	1	8	2	0	0	0	0	0	0	
64	89	0	1	2	4	0	53	20	2	0	0	0	0	0	0	0	0	0	0	2	3	2	0	0	0	0	0	
65	52	0	0	0	3	0	31	14	2	0	0	0	0	0	0	0	0	0	0	2	0	0	0	0	0	0	0	
66	54	0	0	0	1	0	35	17	0	0	0	0	0	0	0	0	0	1	0	0	0	0	0	0	0	0	0	
67	31	0	0	0	0	0	18	13	0	0	0	0	0	0	0	0	0	0	0	0	0	0	0	0	0	0	0	
68	14	0	0	0	0	0	13	1	0	0	0	0	0	0	0	0	0	0	0	0	0	0	0	0	0	0	0	0
69	2	0	0	0	0	0	0	1	0	0	0	0	0	0	0	0	0	0	0	1	0	0	0	0	0	0	0	0
70+	5	0	0	0	0	0	0	1	1	0	0	0	0	0	0	0	0	1	1	1	0	0	0	0	0	0	0	0
UNK	250	0	0	0	1	0	1	3	1	6	0	0	0	0	0	0	0	1	9	84	102	39	3	0	0	0	0	0
TOT	639,374	2	94	259	920	1,260	32,391	69,656	44,667	12,431	299	61	0	192	50	57	34	35,989	59,816	226,266	129,987	24,483	423	20	7	10	10	
AVG	45.1	47.0	57.6	56.0	56.9	56.1	51.9	49.3	45.7	43.3	47.5	49.2	0.0	45.8	43.6	54.5	42.7	49.2	46.2	43.8	42.5	41.3	41.7	42.0	42.4	42.9	42.9	42.9

OFFICERS: AVE/ 48.4

ENLISTED: AVE/ 44.0

Number of Military Retirees Receiving Retired Pay as of September 30, 2014 by Rank and Age at Retirement

AIR FORCE

NON DISABILITY EXCLUDING RESERVE RETIRED

RETIRED AGE	TOTAL	UNK	O-10	O-9	O-8	O-7	O-6	O-5	O-4	O-3	O-2	O-1	W-5	W-4	W-3	W-2	W-1	E-9	E-8	E-7	E-6	E-5	E-4	E-3	E-2	E-1	
17	0	0	0	0	0	0	0	0	0	0	0	0	0	0	0	0	0	0	0	0	0	0	0	0	0	0	
18	0	0	0	0	0	0	0	0	0	0	0	0	0	0	0	0	0	0	0	0	0	0	0	0	0	0	
19	0	0	0	0	0	0	0	0	0	0	0	0	0	0	0	0	0	0	0	0	0	0	0	0	0	0	
20	0	0	0	0	0	0	0	0	0	0	0	0	0	0	0	0	0	0	0	0	0	0	0	0	0	0	
21	0	0	0	0	0	0	0	0	0	0	0	0	0	0	0	0	0	0	0	0	0	0	0	0	0	0	
22	0	0	0	0	0	0	0	0	0	0	0	0	0	0	0	0	0	0	0	0	0	0	0	0	0	0	
23	0	0	0	0	0	0	0	0	0	0	0	0	0	0	0	0	0	0	0	0	0	0	0	0	0	0	
24	0	0	0	0	0	0	0	0	0	0	0	0	0	0	0	0	0	0	0	0	0	0	0	0	0	0	
25	0	0	0	0	0	0	0	0	0	0	0	0	0	0	0	0	0	0	0	0	0	0	0	0	0	0	
26	0	0	0	0	0	0	0	0	0	0	0	0	0	0	0	0	0	0	0	0	0	0	0	0	0	0	
27	0	0	0	0	0	0	0	0	0	0	0	0	0	0	0	0	0	0	0	0	0	0	0	0	0	0	
28	0	0	0	0	0	0	0	0	0	0	0	0	0	0	0	0	0	0	0	0	0	0	0	0	0	0	
29	0	0	0	0	0	0	0	0	0	0	0	0	0	0	0	0	0	0	0	0	0	0	0	0	0	0	
30	0	0	0	0	0	0	0	0	0	0	0	0	0	0	0	0	0	0	0	0	0	0	0	0	0	0	
31	0	0	0	0	0	0	0	0	0	0	0	0	0	0	0	0	0	0	0	0	0	0	0	0	0	0	
32	83	0	0	0	0	0	0	0	0	1	0	0	0	0	0	0	0	0	11	51	20	0	0	0	0	0	
33	579	0	0	0	0	0	0	0	0	7	0	0	0	0	0	0	0	2	86	303	180	1	0	0	0	0	
34	1,284	0	0	0	0	0	0	0	2	19	0	0	0	0	0	0	0	3	213	719	328	0	0	0	0	0	
35	1,721	0	0	0	0	0	0	0	5	32	0	0	0	0	0	0	0	13	424	863	379	5	0	0	0	0	
36	2,839	0	0	0	0	0	0	0	71	110	0	0	0	0	0	0	6	49	791	1,294	506	12	0	0	0	0	
37	19,582	0	0	0	0	0	0	1	376	377	5	1	0	5	3	0	115	717	6,974	8,783	2,202	23	0	0	0	0	
38	59,888	0	0	0	0	0	0	61	1,326	886	19	2	0	9	4	0	3	395	3,016	24,943	24,397	4,751	73	2	1	0	
39	69,070	0	0	0	0	0	7	464	2,371	1,247	25	6	0	10	7	4	5	757	4,399	30,852	24,078	4,747	84	5	1	1	
40	59,861	0	0	0	0	0	5	844	2,560	1,303	28	6	0	17	3	5	7	994	4,893	28,125	17,643	3,368	55	3	1	1	
41	50,669	0	0	0	0	0	44	2,100	3,551	1,448	20	7	0	11	9	3	6	1,252	4,912	23,440	11,805	2,010	47	1	0	3	
42	53,144	0	0	0	0	0	177	6,791	7,247	1,760	21	3	0	6	2	2	1	1,343	4,611	21,578	8,297	1,274	30	1	0	0	
43	46,386	0	0	0	0	2	311	7,527	6,582	1,579	20	4	0	11	6	1	2	1,734	4,381	17,979	5,326	898	18	4	0	1	
44	38,682	1	0	0	0	0	550	6,957	4,449	1,154	17	4	0	16	3	1	2	2,302	5,317	13,940	3,319	632	13	2	2	1	
45	30,040	0	0	0	1	0	1,021	5,832	2,998	588	16	1	0	15	5	0	2	2,509	5,138	9,363	2,123	416	10	1	0	1	
46	23,015	0	0	1	1	5	1,659	4,623	2,037	349	15	1	0	8	1	0	1	2,537	4,109	5,981	1,436	245	4	0	2	0	
47	18,478	0	0	0	0	7	2,443	3,789	1,398	169	12	0	0	12	0	0	0	3,042	2,590	3,814	1,023	174	4	0	0	1	
48	15,962	0	0	0	1	19	3,454	3,039	928	78	5	0	0	22	0	0	1	3,889	1,657	2,387	428	52	1	0	0	1	
49	12,293	0	0	1	1	43	3,373	2,616	591	49	3	0	0	15	1	0	2	2,888	1,021	1,426	242	21	0	0	0	0	
50	9,039	0	0	1	18	79	2,935	2,161	379	35	3	0	0	4	0	0	0	1,620	737	909	144	14	0	0	0	0	
51	6,763	0	0	0	25	123	2,670	1,460	264	31	2	0	0	5	0	0	0	1,040	445	600	86	11	1	0	0	0	
52	5,404	0	0	10	46	112	2,745	917	177	17	0	0	0	6	0	0	0	626	290	386	55	16	1	0	0	0	
53	3,404	0	3	15	69	90	1,561	648	111	18	0	0	0	4	0	0	0	383	184	276	38	4	0	0	0	0	
54	2,238	0	2	24	102	50	827	501	110	6	1	0	0	2	0	0	0	247	155	174	33	4	0	0	0	0	
55	1,636	0	8	48	110	29	596	294	75	5	0	0	0	1	0	0	0	181	108	149	30	2	0	0	0	0	
56	1,234	0	18	63	89	22	448	199	39	8	0	0	0	1	0	0	0	103	84	141	17	2	0	0	0	0	
57	809	0	18	45	43	9	283	137	31	2	2	0	0	0	0	0	0	73	55	93	17	1	0	0	0	0	
58	628	0	14	25	12	14	199	121	21	2	0	0	0	0	0	0	1	64	56	85	13	2	0	0	0	0	
59	646	0	13	9	17	4	156	73	23	2	0	0	0	0	0	0	0	94	80	155	20	0	0	0	0	0	
60	238	0	9	8	11	3	119	35	12	0	0	0	0	0	0	0	0	11	6	18	6	0	0	0	0	0	
61	164	0	5	3	11	1	101	26	6	2	0	0	0	0	0	0	0	2	2	3	2	0	0	0	0	0	
62	153	0	1	0	3	2	102	41	4	0	0	0	0	0	0	0	0	0	0	0	0	0	0	0	0	0	0
63	37	0	2	1	1	0	20	13	0	0	0	0	0	0	0	0	0	0	0	0	0	0	0	0	0	0	0
64	38	0	1	1	1	0	26	5	2	0	0	0	0	0	0	0	0	0	0	0	0	2	0	0	0	0	0
65	17	0	0	0	1	0	13	2	0	0	0	0	0	0	0	0	0	0	0	1	0	0	0	0	0	0	0
66	7	0	0	0	0	0	7	0	0	0	0	0	0	0	0	0	0	0	0	0	0	0	0	0	0	0	0
67	3	0	0	0	0	0	1	2	0	0	0	0	0	0	0	0	0	0	0	0	0	0	0	0	0	0	0
68	3	0	0	0	0	0	3	0	0	0	0	0	0	0	0	0	0	0	0	0	0	0	0	0	0	0	0
69	0	0	0	0	0	0	0	0	0	0	0	0	0	0	0	0	0	0	0	0	0	0	0	0	0	0	0
70+	2	0	0	0	0	0	0	1	1	0	0	0	0	0	0	0	0	0	0	0	0	0	0	0	0	0	0
UNK	242	0	0	0	0	0	0	1	1	6	0	0	0	0	0	0	0	0	8	82	102	39	3	0	0	0	0
TOT	536,281	1	94	255	563	614	25,856	51,281	37,748	11,290	214	35	0	180	44	16	32	28,207	49,038	195,399	112,693	22,300	385	19	7	10	
AVG	42.3	44.0	57.6	55.9	54.7	52.0	49.8	45.4	43.0	41.6	42.5	41.1	0.0	44.9	41.3	40.6	41.7	46.2	43.1	41.3	39.8	39.4	39.9	41.0	42.4	42.9	

OFFICERS: AVE/ 45.3

ENLISTED: AVE/ 41.3

Number of Military Retirees Receiving Retired Pay as of September 30, 2014 by Rank and Age at Retirement

RETIRED AGE	AIR FORCE											DISABILITY ONLY														
	TOTAL	UNK	O-10	O-9	O-8	O-7	O-6	O-5	O-4	O-3	O-2	O-1	W-5	W-4	W-3	W-2	W-1	E-9	E-8	E-7	E-6	E-5	E-4	E-3	E-2	E-1
17	1	0	0	0	0	0	0	0	0	0	0	0	0	0	0	0	0	0	0	0	0	0	0	0	1	0
18	19	0	0	0	0	0	0	0	0	0	0	0	0	0	0	0	0	0	0	0	0	0	0	8	6	5
19	126	1	0	0	0	0	0	0	0	0	0	0	0	0	0	1	0	0	0	0	0	0	3	66	39	16
20	281	0	0	0	0	0	0	0	0	3	2	0	0	0	0	3	0	0	0	0	0	0	41	181	36	15
21	437	2	0	0	0	0	0	0	0	1	7	13	0	0	0	4	0	0	0	0	0	3	167	202	31	7
22	599	0	0	0	0	0	0	0	0	2	21	19	0	0	0	6	0	0	0	0	0	26	336	171	15	3
23	665	1	0	0	0	0	0	0	0	9	28	16	0	0	0	2	0	0	0	0	0	71	416	106	11	5
24	604	0	0	0	0	0	0	0	1	6	60	16	0	0	0	3	0	0	0	0	0	115	327	70	3	3
25	585	0	0	0	0	0	0	0	3	16	76	12	0	0	0	2	0	0	0	0	3	170	241	57	4	1
26	578	0	0	0	0	0	0	1	2	63	61	6	0	0	0	0	0	0	0	0	8	222	195	18	1	1
27	597	0	0	0	0	0	0	1	3	89	35	6	0	0	0	1	0	0	0	0	12	262	176	10	1	1
28	535	0	0	0	0	0	0	0	2	85	18	1	0	0	0	0	0	0	0	1	17	275	128	8	0	0
29	565	0	0	0	0	0	0	0	1	108	13	3	0	0	0	0	0	0	0	0	54	296	74	16	0	0
30	555	0	0	0	0	0	0	0	2	101	7	4	0	0	0	0	0	0	0	3	78	303	56	1	0	0
31	523	0	0	0	0	0	1	1	6	96	6	1	0	0	0	0	0	0	0	8	98	261	40	5	0	0
32	479	0	0	0	0	0	0	0	0	20	89	1	0	0	0	0	1	0	0	13	128	199	25	3	0	0
33	519	0	0	0	0	0	0	0	0	21	96	4	2	0	0	0	0	0	0	19	156	207	14	0	0	0
34	528	0	0	0	0	0	0	1	42	76	2	0	0	0	0	0	0	0	2	43	191	155	16	0	0	0
35	480	0	0	0	0	0	0	0	46	61	3	0	0	0	0	0	0	1	4	45	197	118	5	0	0	0
36	563	0	0	0	0	0	0	5	58	67	2	0	0	0	0	0	0	2	4	96	210	115	4	0	0	0
37	712	0	0	0	0	0	0	4	55	35	5	0	0	0	0	0	0	1	22	151	299	136	4	0	0	0
38	924	0	0	0	0	0	0	7	73	69	1	0	0	1	1	0	0	6	44	264	328	120	10	0	0	0
39	1,081	0	0	0	0	0	1	23	68	59	1	0	0	1	0	0	0	18	68	418	312	110	1	0	1	0
40	1,019	0	0	0	0	0	1	32	68	51	1	1	0	0	3	0	0	23	62	399	290	85	3	0	0	0
41	948	1	0	0	0	0	3	53	87	46	1	0	0	0	0	0	0	22	78	378	210	63	5	1	0	0
42	784	0	0	0	0	0	5	63	90	47	1	0	0	0	0	0	0	22	69	293	150	43	1	0	0	0
43	647	0	0	0	0	0	5	67	87	21	0	0	0	1	0	0	0	33	59	235	109	28	2	0	0	0
44	577	0	0	0	0	0	17	81	77	23	2	0	0	0	0	0	0	33	57	186	79	22	0	0	0	0
45	549	0	0	0	0	0	23	78	49	16	0	0	0	0	0	0	0	37	73	181	68	20	4	0	0	0
46	414	0	0	0	0	0	25	69	45	14	0	1	0	2	0	0	0	39	45	110	57	6	1	0	0	0
47	330	0	0	0	0	0	32	65	26	8	0	0	0	1	0	0	0	34	32	74	49	8	1	0	0	0
48	294	0	0	0	1	1	30	57	20	5	0	0	0	1	0	0	0	30	33	82	26	8	0	0	0	0
49	228	0	0	0	0	0	34	47	15	1	0	0	0	2	0	0	0	21	27	60	16	4	1	0	0	0
50	213	0	0	0	0	3	33	53	15	10	0	0	0	1	0	0	0	22	18	44	11	3	0	0	0	0
51	172	0	0	0	1	0	36	30	9	6	0	0	0	1	0	0	0	11	19	42	13	4	0	0	0	0
52	133	0	0	0	0	1	24	26	10	2	0	0	0	0	0	0	0	18	12	24	12	4	0	0	0	0
53	109	0	0	0	1	0	22	12	6	3	0	0	0	1	0	0	0	7	15	26	15	1	0	0	0	0
54	88	0	0	0	2	0	12	15	7	0	0	0	0	1	0	0	0	7	10	21	12	1	0	0	0	0
55	88	0	0	0	1	0	16	7	3	1	0	0	0	0	0	0	0	10	10	27	10	3	0	0	0	0
56	59	0	0	1	0	0	7	7	1	4	0	0	0	0	0	0	0	5	11	15	8	0	0	0	0	0
57	58	0	0	0	0	0	1	11	3	1	0	0	0	0	0	0	0	5	12	15	10	0	0	0	0	0
58	38	0	0	0	0	0	1	5	1	0	0	0	0	0	0	0	0	4	9	13	5	0	0	0	0	0
59	35	0	0	0	0	0	7	4	3	0	0	0	0	0	0	0	0	4	8	5	4	0	0	0	0	0
60	21	0	0	0	0	0	3	0	1	0	0	0	0	0	0	0	0	4	2	10	1	0	0	0	0	0
61	8	0	0	0	0	1	1	4	0	0	0	0	0	0	0	0	0	0	0	1	1	0	0	0	0	0
62	7	0	0	0	0	0	3	1	1	0	0	0	0	0	0	0	0	0	2	0	0	0	0	0	0	0
63	2	0	0	0	0	0	0	1	0	0	0	0	0	0	0	0	0	0	1	0	0	0	0	0	0	0
64	0	0	0	0	0	0	0	0	0	0	0	0	0	0	0	0	0	0	0	0	0	0	0	0	0	0
65	0	0	0	0	0	0	0	0	0	0	0	0	0	0	0	0	0	0	0	0	0	0	0	0	0	0
66	2	0	0	0	0	0	1	1	0	0	0	0	0	0	0	0	0	0	0	0	0	0	0	0	0	0
67	1	0	0	0	0	0	1	0	0	0	0	0	0	0	0	0	0	0	0	0	0	0	0	0	0	0
68	0	0	0	0	0	0	0	0	0	0	0	0	0	0	0	0	0	0	0	0	0	0	0	0	0	0
69	0	0	0	0	0	0	0	0	0	0	0	0	0	0	0	0	0	0	0	0	0	0	0	0	0	0
70+	0	0	0	0	0	0	0	0	0	0	0	0	0	0	0	0	0	0	0	0	0	0	0	0	0	0
UNK	0	0	0	0	0	0	0	0	0	0	0	0	0	0	0	0	0	0	0	0	0	0	0	0	0	0
TOT	18,780	5	0	1	6	6	345	832	1,027	1,387	359	103	0	13	4	0	23	419	806	3,304	3,247	3,467	2,297	923	149	57
AVG	35.5	25.0	0.0	56.0	52.5	51.8	49.6	46.0	40.9	33.9	26.0	24.5	0.0	47.2	39.5	0.0	22.7	46.3	44.3	41.9	38.2	31.5	24.9	22.0	20.7	20.6

OFFICERS: AVE/ 38.5

ENLISTED: AVE/ 34.7

Number of Military Retirees Receiving Retired Pay as of September 30, 2014 by Rank and Age at Retirement

DOD TOTAL

ALL RETIREES INCLUDING RESERVE RETIRED

RETIRED

AGE	TOTAL	UNK	O-10	O-9	O-8	O-7	O-6	O-5	O-4	O-3	O-2	O-1	W-5	W-4	W-3	W-2	W-1	E-9	E-8	E-7	E-6	E-5	E-4	E-3	E-2	E-1
17	22	0	0	0	0	0	0	0	0	0	0	0	0	0	0	0	0	0	0	0	0	0	1	0	13	8
18	323	0	0	0	0	0	0	0	0	0	0	0	0	0	0	0	0	0	0	0	0	3	21	92	150	57
19	1,437	1	0	0	0	0	0	0	0	0	0	0	0	0	0	1	0	0	0	0	0	30	306	574	403	122
20	2,973	5	0	0	0	0	0	0	0	0	6	5	0	0	1	5	4	0	0	0	6	164	1,114	1,132	433	98
21	4,704	6	0	0	0	0	0	1	0	5	24	19	0	0	0	18	10	0	2	32	558	2,272	1,382	306	69	
22	5,113	9	0	0	1	0	0	0	0	24	81	66	0	0	0	27	9	0	2	49	985	2,583	1,012	217	48	
23	4,772	7	0	0	0	0	0	0	0	69	177	115	0	0	1	28	5	0	1	73	1,162	2,232	730	146	26	
24	4,575	4	0	0	0	0	0	0	1	116	346	83	0	1	0	22	3	0	0	1	156	1,325	1,883	500	104	30
25	4,411	4	0	0	0	0	1	0	6	198	414	72	0	0	0	17	4	0	2	259	1,508	1,505	331	66	24	
26	4,186	0	0	0	0	0	0	1	5	372	306	30	1	0	0	15	1	0	0	8	408	1,564	1,201	214	41	19
27	4,148	0	0	0	0	0	0	1	11	442	181	30	0	0	0	16	4	0	1	30	585	1,616	1,032	147	40	12
28	3,790	0	0	0	0	0	0	1	8	423	107	26	0	0	1	20	5	0	0	56	724	1,458	811	119	21	10
29	3,591	0	0	0	0	0	0	1	13	415	71	13	1	0	2	16	4	0	0	91	814	1,403	622	90	24	11
30	3,504	0	0	0	0	0	0	2	31	404	61	11	0	0	2	35	0	0	4	142	919	1,303	510	63	8	9
31	3,254	0	0	0	0	0	1	1	44	398	39	5	0	0	9	24	1	0	2	210	948	1,106	394	51	13	8
32	3,255	0	0	0	0	0	0	0	85	325	25	4	0	0	5	32	4	0	7	286	1,086	1,053	297	36	4	6
33	5,045	0	0	0	0	0	0	2	115	301	36	6	0	0	12	38	3	1	11	677	2,001	1,569	236	34	3	0
34	7,002	0	0	0	0	0	0	2	167	292	33	3	0	1	15	67	2	1	47	1,182	3,188	1,738	237	22	5	0
35	8,912	0	0	0	0	0	0	4	138	280	28	4	0	1	37	86	0	40	257	2,210	4,007	1,631	164	20	2	3
36	18,934	0	0	0	0	0	0	11	340	439	54	2	0	6	67	151	5	315	1,237	6,532	7,631	1,934	190	17	2	1
37	66,777	57	0	0	0	0	0	42	1,452	1,423	133	6	0	91	806	833	19	948	6,902	25,367	24,111	4,303	259	17	6	2
38	173,645	288	0	0	0	0	0	251	4,262	3,149	221	8	1	390	2,290	1,636	31	2,058	18,444	66,962	64,001	9,243	363	33	7	7
39	186,781	264	0	0	0	0	10	923	6,173	3,550	199	12	4	765	2,709	1,584	40	3,224	22,818	74,718	60,257	9,154	310	46	7	14
40	162,061	172	0	0	0	0	13	1,851	6,908	3,400	148	14	12	994	2,573	1,257	23	4,060	23,012	66,481	43,947	6,873	276	28	5	14
41	139,752	129	0	1	0	0	77	5,805	10,383	3,221	108	17	14	1,104	2,190	892	18	4,536	20,974	54,580	30,854	4,571	232	26	2	18
42	140,037	113	0	1	0	0	294	17,262	17,844	3,321	83	5	23	1,207	1,811	749	5	4,800	18,933	47,586	22,583	3,210	186	12	1	8
43	118,801	64	0	0	0	2	563	18,279	14,747	2,885	75	9	52	1,323	1,452	505	10	5,622	16,962	37,741	15,950	2,407	131	13	1	8
44	99,745	62	0	0	0	2	1,224	16,881	10,123	2,202	59	5	66	1,459	1,097	343	11	6,810	17,070	28,836	11,572	1,807	97	9	4	6
45	78,892	47	0	1	2	5	2,417	14,368	6,945	1,285	40	1	107	1,430	842	232	5	6,836	14,204	20,444	8,257	1,325	91	4	1	3
46	61,904	34	0	2	2	12	4,203	11,418	4,774	856	36	3	136	1,322	569	166	6	6,631	10,729	14,227	5,819	890	62	3	3	1
47	52,918	19	0	1	2	20	6,144	9,385	3,702	545	21	0	171	1,362	448	103	2	8,294	7,631	9,981	4,345	690	49	2	0	1
48	48,430	18	0	0	7	42	8,818	7,705	2,718	340	12	0	251	1,581	346	76	1	10,381	5,426	7,107	3,058	507	31	1	2	2
49	38,166	19	0	2	9	90	8,700	6,270	1,764	226	13	1	271	1,195	271	60	4	7,687	3,869	5,009	2,295	377	32	0	0	2
50	28,976	17	1	2	40	167	7,909	5,108	1,155	186	11	1	229	704	160	45	1	4,908	2,742	3,580	1,679	314	16	0	1	0
51	23,489	14	0	5	62	263	8,473	3,491	810	125	9	0	209	502	121	32	2	3,158	1,984	2,733	1,241	234	19	0	2	0
52	19,454	18	1	22	130	334	8,401	2,331	555	94	8	0	162	356	89	29	0	2,239	1,462	2,078	980	153	11	0	1	0
53	12,977	9	6	41	211	264	4,822	1,719	371	72	3	1	148	244	69	16	0	1,450	1,000	1,606	770	137	15	2	0	1
54	9,492	7	7	77	290	219	2,740	1,295	326	41	2	0	125	209	53	15	0	1,080	882	1,317	652	144	9	1	1	0
55	6,963	1	18	129	339	120	2,003	865	215	40	4	0	94	158	21	8	0	759	739	1,052	318	71	9	0	0	0
56	5,028	2	43	159	305	70	1,463	644	146	30	1	0	98	135	33	4	1	413	474	755	206	43	3	0	0	0
57	4,035	0	41	167	213	54	1,073	529	118	24	4	0	82	104	17	4	0	330	449	605	189	27	4	0	1	0
58	3,579	3	39	111	137	47	813	512	117	27	2	0	79	94	16	1	0	319	444	584	186	41	7	0	0	0
59	5,788	3	38	69	99	28	913	726	199	68	4	1	97	138	27	8	0	526	872	1,172	567	196	36	0	1	0
60	381,168	12	24	51	966	1,470	35,466	58,646	27,303	7,606	504	86	953	7,897	2,646	1,308	126	18,857	42,833	79,249	69,102	23,443	2,538	46	9	27
61	2,953	0	16	18	73	35	606	392	115	30	5	1	106	168	25	6	1	98	218	372	429	218	21	0	0	0
62	2,730	1	9	12	57	22	729	399	113	17	4	1	228	357	31	4	0	47	108	198	235	146	12	0	0	0
63	597	0	7	7	24	3	211	120	20	6	1	0	2	7	1	0	0	9	23	50	59	42	5	0	0	0
64	349	0	1	2	21	4	189	80	13	2	0	0	2	0	0	1	0	3	3	8	13	7	0	0	0	0
65	208	0	1	2	6	2	125	51	6	1	0	0	0	1	0	0	0	1	3	4	2	3	0	0	0	0
66	175	0	0	1	3	0	115	47	2	0	0	0	0	0	0	0	0	1	1	0	3	2	0	0	0	0
67	151	0	0	0	1	1	107	30	6	1	0	0	0	0	0	0	0	1	2	1	1	0	0	0	0	0
68	83	0	0	0	1	0	55	22	1	1	0	0	0	0	0	0	0	1	2	2	0	0	0	0	0	0
69	17	0	0	0	0	0	7	4	1	0	0	0	0	0	1	0	0	0	2	1	1	0	0	0	0	0
70+	36	0	0	0	1	0	5	3	4	5	0	0	1	0	0	1	0	1	3	6	5	0	1	0	0	0
UNK	708	0	0	0	3	0	3	4	7	10	1	0	0	1	3	14	0	13	42	261	246	92	6	0	2	0
TOT	1,970,816	1,409	252	883	3,005	3,276	108,693	187,485	124,362	39,292	3,700	666	3,725	25,307	20,869	10,549	371	106,458	242,826	566,105	396,819	92,780	22,442	6,809	2,058	675
AVG	45.4	40.9	57.9	56.5	57.0	56.0	53.5	50.1	46.7	43.9	35.7	31.5	53.9	50.4	43.9	42.4	44.7	48.4	45.6	43.9	43.5	42.9	30.3	23.1	21.9	25.7

OFFICERS: AVE/ 49.2

ENLISTED: AVE/ 44.0

Number of Military Retirees Receiving Retired Pay as of September 30, 2014 by Rank and Age at Retirement

RETIRED AGE	DOD TOTAL										ALL RETIREES EXCLUDING RESERVE RETIRED																
	TOTAL	UNK	O-10	O-9	O-8	O-7	O-6	O-5	O-4	O-3	O-2	O-1	W-5	W-4	W-3	W-2	W-1	E-9	E-8	E-7	E-6	E-5	E-4	E-3	E-2	E-1	
17	22	0	0	0	0	0	0	0	0	0	0	0	0	0	0	0	0	0	0	0	0	0	1	0	13	8	
18	323	0	0	0	0	0	0	0	0	0	0	0	0	0	0	0	0	0	0	0	0	3	21	92	150	57	
19	1,437	1	0	0	0	0	0	0	0	0	0	0	0	0	0	1	0	0	0	0	0	30	306	574	403	122	
20	2,973	5	0	0	0	0	0	0	0	6	5	0	0	1	5	4	0	0	0	6	164	1,114	1,132	433	98		
21	4,704	6	0	0	0	0	0	1	0	5	24	19	0	0	18	10	0	0	2	32	558	2,272	1,382	306	69		
22	5,113	9	0	0	1	0	0	0	0	24	81	66	0	0	27	9	0	0	2	49	985	2,583	1,012	217	48		
23	4,772	7	0	0	0	0	0	0	0	69	177	115	0	0	1	28	5	0	1	73	1,162	2,232	730	146	26		
24	4,575	4	0	0	0	0	0	0	1	116	346	83	0	1	0	22	3	0	0	156	1,325	1,883	500	104	30		
25	4,411	4	0	0	0	0	1	0	6	198	414	72	0	0	17	4	0	0	2	259	1,508	1,505	331	66	24		
26	4,186	0	0	0	0	0	0	1	5	372	306	30	1	0	15	1	0	0	8	408	1,564	1,201	214	41	19		
27	4,148	0	0	0	0	0	0	1	11	442	181	30	0	0	16	4	0	1	30	585	1,616	1,032	147	40	12		
28	3,790	0	0	0	0	0	0	1	8	423	107	26	0	0	20	5	0	0	56	724	1,458	811	119	21	10		
29	3,591	0	0	0	0	0	0	1	13	415	71	13	1	0	2	16	4	0	0	91	814	1,403	622	90	24	11	
30	3,504	0	0	0	0	0	0	2	31	404	61	11	0	0	2	35	0	0	4	142	919	1,303	510	63	8	9	
31	3,254	0	0	0	0	0	1	1	44	398	39	5	0	0	9	24	1	0	2	210	948	1,106	394	51	13	8	
32	3,255	0	0	0	0	0	0	0	0	85	325	25	4	0	0	5	32	4	7	286	1,086	1,053	297	36	4	6	
33	5,045	0	0	0	0	0	0	2	115	301	36	6	0	0	12	38	3	1	11	677	2,001	1,569	236	34	3	0	
34	7,002	0	0	0	0	0	0	2	167	292	33	3	0	1	15	67	2	1	47	1,182	3,188	1,738	237	22	5	0	
35	8,912	0	0	0	0	0	0	4	138	280	28	4	0	1	37	86	0	40	257	2,210	4,007	1,631	164	20	2	3	
36	18,934	0	0	0	0	0	0	11	340	439	54	2	0	6	67	151	5	315	1,237	6,532	7,631	1,934	190	17	2	1	
37	66,777	57	0	0	0	0	0	42	1,452	1,423	133	6	0	91	806	833	19	948	6,902	25,367	24,111	4,303	259	17	6	2	
38	173,645	288	0	0	0	0	0	251	4,262	3,149	221	8	1	390	2,290	1,636	31	2,058	18,444	66,962	64,001	9,243	363	33	7	7	
39	186,781	264	0	0	0	0	10	923	6,173	3,550	199	12	4	765	2,709	1,584	40	3,224	22,818	74,718	60,257	9,154	310	46	7	14	
40	162,061	172	0	0	0	0	13	1,851	6,908	3,400	148	14	12	994	2,573	1,257	23	4,060	23,012	66,481	43,947	6,873	276	28	5	14	
41	139,752	129	0	1	0	0	77	5,805	10,383	3,221	108	17	14	1,104	2,190	892	18	4,536	20,974	54,580	30,854	4,571	232	26	2	18	
42	140,037	113	0	1	0	0	294	17,262	17,844	3,321	83	5	23	1,207	1,811	749	5	4,800	18,933	47,586	22,583	3,210	186	12	1	8	
43	118,801	64	0	0	0	2	563	18,279	14,747	2,885	75	9	52	1,323	1,452	505	10	5,622	16,962	37,741	15,950	2,407	131	13	1	8	
44	99,745	62	0	0	0	2	1,224	16,881	10,123	2,202	59	5	66	1,459	1,097	343	11	6,810	17,070	28,836	11,572	1,807	97	9	4	6	
45	78,892	47	0	1	2	5	2,417	14,368	6,945	1,285	40	1	107	1,430	842	232	5	6,836	14,204	20,444	8,257	1,325	91	4	1	3	
46	61,904	34	0	2	2	12	4,203	11,418	4,774	856	36	3	136	1,322	569	166	6	6,631	10,729	14,227	5,819	890	62	3	3	1	
47	52,918	19	0	1	2	20	6,144	9,385	3,702	545	21	0	171	1,362	448	103	2	8,294	7,631	9,981	4,345	690	49	2	0	1	
48	48,430	18	0	0	7	42	8,818	7,705	2,718	340	12	0	251	1,581	346	76	1	10,381	5,426	7,107	3,058	507	31	1	2	2	
49	38,166	19	0	2	9	90	8,700	6,270	1,764	226	13	1	271	1,195	271	60	4	7,687	3,869	5,009	2,295	377	32	0	0	2	
50	28,970	16	1	2	40	166	7,908	5,107	1,155	186	11	1	229	704	160	45	1	4,907	2,742	3,579	1,679	314	16	0	1	0	
51	23,487	14	0	5	62	263	8,471	3,491	810	125	9	0	209	502	121	32	2	3,158	1,984	2,733	1,241	234	19	0	2	0	
52	19,451	18	1	22	130	334	8,400	2,330	555	94	8	0	162	356	89	29	0	2,239	1,462	2,078	979	153	11	0	1	0	
53	12,977	9	6	41	211	264	4,822	1,719	371	72	3	1	148	244	69	16	0	1,450	1,000	1,606	770	137	15	2	0	1	
54	9,481	7	7	77	290	219	2,738	1,291	326	41	2	0	125	209	53	15	0	1,080	880	1,315	651	144	9	1	1	0	
55	6,900	1	18	128	338	119	1,996	843	212	40	4	0	93	156	20	7	0	757	730	1,043	315	71	9	0	0	0	
56	4,861	2	43	159	300	69	1,431	599	139	30	1	0	97	133	33	4	0	398	444	737	198	41	3	0	0	0	
57	3,627	0	41	166	208	47	1,002	415	93	20	4	0	79	97	14	4	0	304	389	550	166	23	4	0	1	0	
58	2,729	0	39	111	121	41	677	345	73	16	2	0	72	77	12	1	0	243	300	445	120	30	4	0	0	0	
59	2,439	0	38	69	75	15	545	225	68	16	0	0	64	68	6	2	0	245	368	501	112	22	0	0	0	0	
60	1,602	0	24	44	34	6	389	163	41	9	0	0	92	51	3	4	0	183	242	258	46	11	1	1	0	0	
61	693	0	16	17	20	9	308	125	25	2	0	0	36	24	2	0	0	37	27	31	13	1	0	0	0	0	
62	858	0	9	10	7	2	405	221	36	1	0	0	74	39	3	0	0	14	17	17	2	1	0	0	0	0	
63	141	0	7	7	4	1	67	31	6	3	0	0	0	2	0	0	0	6	3	2	2	0	0	0	0	0	
64	105	0	1	1	7	0	60	24	4	1	0	0	1	0	0	0	0	1	0	2	1	2	0	0	0	0	
65	64	0	1	2	2	0	36	17	1	0	0	0	0	0	0	0	0	1	0	2	0	0	0	0	0	0	
66	43	0	0	0	0	0	30	11	2	0	0	0	0	0	0	0	0	0	0	0	0	0	0	0	0	0	0
67	29	0	0	0	0	0	15	7	4	1	0	0	0	0	0	0	0	0	1	1	0	0	0	0	0	0	0
68	29	0	0	0	0	0	19	8	0	1	0	0	0	0	0	0	0	0	0	0	0	0	0	0	0	0	0
69	4	0	0	0	0	0	1	2	1	0	0	0	0	0	0	0	0	0	0	0	0	0	0	0	0	0	0
70+	18	0	0	0	1	0	1	2	4	5	0	0	0	0	0	0	0	0	1	2	1	0	1	0	0	0	0
UNK	698	0	0	0	1	0	2	2	7	10	1	0	0	1	3	14	0	12	40	259	246	92	6	0	2	0	0
TOT	1,581,066	1,389	252	869	1,874	1,728	71,788	127,445	96,692	31,579	3,182	577	2,591	16,895	18,144	9,226	243	87,280	199,170	485,632	326,479	68,743	19,828	6,764	2,048	648	
AVG	41.8	40.6	57.9	56.4	55.1	52.5	50.2	45.5	42.9	39.9	31.7	27.1	51.1	45.5	41.5	39.8	36.6	45.9	42.5	41.2	40.0	36.8	26.4	22.9	21.7	24.3	

OFFICERS: AVE/ 44.9

ENLISTED: AVE/ 40.8

Number of Military Retirees Receiving Retired Pay as of September 30, 2014 by Rank and Age at Retirement

RETIRED AGE	DOD TOTAL										NON DISABILITY INCLUDING RESERVE RETIRED																		
	TOTAL	UNK	O-10	O-9	O-8	O-7	O-6	O-5	O-4	O-3	O-2	O-1	W-5	W-4	W-3	W-2	W-1	E-9	E-8	E-7	E-6	E-5	E-4	E-3	E-2	E-1			
17	0	0	0	0	0	0	0	0	0	0	0	0	0	0	0	0	0	0	0	0	0	0	0	0	0	0	0		
18	0	0	0	0	0	0	0	0	0	0	0	0	0	0	0	0	0	0	0	0	0	0	0	0	0	0	0		
19	0	0	0	0	0	0	0	0	0	0	0	0	0	0	0	0	0	0	0	0	0	0	0	0	0	0	0		
20	0	0	0	0	0	0	0	0	0	0	0	0	0	0	0	0	0	0	0	0	0	0	0	0	0	0	0		
21	0	0	0	0	0	0	0	0	0	0	0	0	0	0	0	0	0	0	0	0	0	0	0	0	0	0	0		
22	0	0	0	0	0	0	0	0	0	0	0	0	0	0	0	0	0	0	0	0	0	0	0	0	0	0	0		
23	0	0	0	0	0	0	0	0	0	0	0	0	0	0	0	0	0	0	0	0	0	0	0	0	0	0	0		
24	0	0	0	0	0	0	0	0	0	0	0	0	0	0	0	0	0	0	0	0	0	0	0	0	0	0	0		
25	0	0	0	0	0	0	0	0	0	0	0	0	0	0	0	0	0	0	0	0	0	0	0	0	0	0	0		
26	0	0	0	0	0	0	0	0	0	0	0	0	0	0	0	0	0	0	0	0	0	0	0	0	0	0	0		
27	0	0	0	0	0	0	0	0	0	0	0	0	0	0	0	0	0	0	0	0	0	0	0	0	0	0	0		
28	0	0	0	0	0	0	0	0	0	0	0	0	0	0	0	0	0	0	0	0	0	0	0	0	0	0	0		
29	0	0	0	0	0	0	0	0	0	0	0	0	0	0	0	0	0	0	0	0	0	0	0	0	0	0	0		
30	0	0	0	0	0	0	0	0	0	0	0	0	0	0	0	0	0	0	0	0	0	0	0	0	0	0	0		
31	1	0	0	0	0	0	0	0	0	0	0	0	0	0	0	0	0	0	0	0	0	0	0	0	0	0	0		
32	364	0	0	0	0	0	0	0	1	1	0	0	0	0	2	0	0	1	50	177	132	0	0	0	0	0	0		
33	2,290	0	0	0	0	0	0	0	0	10	2	0	0	3	11	0	0	3	376	1,103	780	2	0	0	0	0	0		
34	4,224	0	0	0	0	0	0	0	4	27	4	0	0	6	36	1	0	22	858	2,239	1,025	2	0	0	0	0	0		
35	6,489	0	0	0	0	0	0	2	7	51	5	0	0	1	23	53	0	39	219	1,865	3,160	1,052	8	4	0	0	0		
36	16,464	0	0	0	0	0	0	1	154	224	35	0	4	51	120	4	313	1,189	6,099	6,787	1,434	41	7	1	0	0			
37	63,647	57	0	0	0	0	0	26	1,269	1,258	111	5	86	783	802	17	928	6,691	24,620	23,073	3,808	101	9	2	1	0			
38	169,481	288	0	0	0	0	0	218	4,050	2,887	199	5	1	382	2,232	1,593	30	2,012	18,014	65,762	62,749	8,780	240	26	7	6	0		
39	182,218	264	0	0	0	0	9	867	5,955	3,303	179	11	4	743	2,635	1,545	39	3,123	22,316	73,253	58,986	8,704	225	40	3	14	0		
40	157,612	172	0	0	0	0	12	1,753	6,665	3,193	136	11	12	968	2,490	1,216	23	3,946	22,473	65,108	42,748	6,480	172	17	3	14	0		
41	135,835	128	0	1	0	0	73	5,677	10,153	3,035	96	12	12	1,074	2,122	859	17	4,418	20,504	53,316	29,919	4,244	141	16	1	17	0		
42	136,595	113	0	1	0	0	283	17,051	17,588	3,160	70	5	23	1,170	1,754	723	5	4,663	18,520	46,578	21,827	2,934	109	9	1	8	0		
43	115,819	64	0	0	0	2	551	18,050	14,494	2,766	64	8	51	1,272	1,405	484	9	5,477	16,593	36,905	15,368	2,166	69	12	1	8	0		
44	97,187	62	0	0	1	1,188	16,677	9,915	2,105	51	4	64	1,426	1,068	329	11	6,628	16,717	28,170	11,099	1,618	39	6	3	6	0	0		
45	76,551	47	0	1	2	5	2,364	14,139	6,777	1,213	35	1	104	1,395	819	219	5	6,679	13,874	19,837	7,850	1,140	39	4	0	2	0		
46	59,947	34	0	2	2	11	4,134	11,221	4,631	798	30	2	135	1,279	546	150	6	6,467	10,471	13,787	5,461	750	23	3	3	1	0		
47	51,266	19	0	1	1	19	6,049	9,206	3,588	493	19	0	168	1,315	430	96	2	8,152	7,423	9,644	4,043	571	24	2	0	1	0		
48	46,960	18	0	0	6	40	8,712	7,517	2,628	301	11	0	248	1,556	335	69	1	10,236	5,249	6,791	2,818	412	9	1	1	0	0		
49	36,950	19	0	2	9	89	8,589	6,116	1,694	204	10	0	270	1,157	264	56	4	7,578	3,704	4,772	2,122	278	11	0	0	2	0		
50	27,839	17	1	1	39	164	7,784	4,975	1,091	155	10	1	229	677	147	36	0	4,803	2,600	3,361	1,522	225	1	0	0	0	0		
51	22,589	14	0	5	61	260	8,367	3,389	772	102	7	0	205	481	118	25	0	3,091	1,871	2,524	1,117	175	5	0	0	0	0		
52	18,754	18	1	22	130	330	8,313	2,264	527	82	5	0	159	339	80	24	0	2,178	1,376	1,931	855	115	4	0	1	0	0		
53	12,344	9	6	41	209	261	4,740	1,667	330	57	3	0	142	224	62	15	0	1,407	932	1,464	668	101	3	2	0	1	0		
54	8,940	7	7	76	286	217	2,683	1,249	300	35	1	0	123	197	49	10	0	1,037	816	1,193	557	94	2	1	0	0	0		
55	6,486	1	18	128	337	119	1,952	827	199	29	3	0	91	147	21	8	0	725	667	921	257	32	4	0	0	0	0		
56	4,644	2	42	156	302	70	1,445	605	133	19	0	0	92	123	29	1	1	381	418	657	147	20	1	0	0	0	0		
57	3,727	0	40	165	213	53	1,051	502	106	18	4	0	81	95	16	2	0	310	387	526	143	14	1	0	0	0	0		
58	3,331	3	39	111	137	46	802	494	109	24	0	0	76	82	12	0	0	301	396	521	149	26	3	0	0	0	0		
59	5,585	3	38	69	98	27	896	707	190	64	4	1	95	131	26	8	0	510	835	1,131	534	181	36	0	1	0	0		
60	381,028	12	24	51	966	1,470	35,453	58,634	27,294	7,603	504	86	953	7,890	2,645	1,308	126	18,844	42,811	79,217	69,083	23,436	2,537	45	9	27	0		
61	2,900	0	16	18	73	34	602	378	113	30	5	1	103	165	25	6	1	95	211	362	424	217	21	0	0	0	0		
62	2,695	1	9	12	57	22	721	392	110	17	4	1	228	356	31	4	0	44	104	191	234	145	12	0	0	0	0		
63	591	0	7	7	24	3	211	119	19	6	1	0	2	7	1	0	0	8	21	49	59	42	5	0	0	0	0		
64	347	0	1	2	21	4	187	80	13	2	0	0	2	0	0	1	0	3	3	8	13	7	0	0	0	0	0		
65	207	0	1	2	6	2	125	50	6	1	0	0	0	1	0	0	0	1	3	4	2	3	0	0	0	0	0		
66	173	0	0	1	3	0	114	46	2	0	0	0	0	0	0	0	0	1	1	0	3	2	0	0	0	0	0		
67	146	0	0	0	1	1	105	28	6	1	0	0	0	0	0	0	0	1	2	0	1	0	0	0	0	0	0		
68	81	0	0	0	1	0	54	21	1	1	0	0	0	0	0	0	0	1	2	0	0	0	0	0	0	0	0		
69	17	0	0	0	0	0	7	4	1	0	0	0	0	0	1	0	0	0	2	1	1	0	0	0	0	0	0	0	
70+	36	0	0	0	1	0	5	3	4	5	0	0	1	0	0	1	0	1	3	6	5	0	1	0	0	0	0	0	
UNK	705	0	0	0	3	0	3	4	7	10	1	0	1	3	14	0	13	42	261	246	92	5	0	0	0	0	0	0	
TOT	1,863,065	1,372	250	875	2,988	3,250	107,584	184,959	120,906	33,290	1,609	154	3,674	24,744	20,232	9,826	302	104,414	237,484	552,121	377,550	71,235	3,896	204	37	109	0	0	
AVG	46.1	41.3	57.9	56.5	57.0	56.1	53.6	50.2	46.9	45.8	46.8	51.9	53.9	50.5	44.0	42.9	48.6	48.5	45.7	43.9	43.9	46.6	53.6	44.5	46.2	46.0	0	0	0

OFFICERS: AVE/ 49.6

ENLISTED: AVE/ 44.7

Number of Military Retirees Receiving Retired Pay as of September 30, 2014 by Rank and Age at Retirement

RETIRED AGE	DOD TOTAL										NON DISABILITY EXCLUDING RESERVE RETIRED																
	TOTAL	UNK	O-10	O-9	O-8	O-7	O-6	O-5	O-4	O-3	O-2	O-1	W-5	W-4	W-3	W-2	W-1	E-9	E-8	E-7	E-6	E-5	E-4	E-3	E-2	E-1	
17	0	0	0	0	0	0	0	0	0	0	0	0	0	0	0	0	0	0	0	0	0	0	0	0	0	0	
18	0	0	0	0	0	0	0	0	0	0	0	0	0	0	0	0	0	0	0	0	0	0	0	0	0	0	
19	0	0	0	0	0	0	0	0	0	0	0	0	0	0	0	0	0	0	0	0	0	0	0	0	0	0	
20	0	0	0	0	0	0	0	0	0	0	0	0	0	0	0	0	0	0	0	0	0	0	0	0	0	0	
21	0	0	0	0	0	0	0	0	0	0	0	0	0	0	0	0	0	0	0	0	0	0	0	0	0	0	
22	0	0	0	0	0	0	0	0	0	0	0	0	0	0	0	0	0	0	0	0	0	0	0	0	0	0	
23	0	0	0	0	0	0	0	0	0	0	0	0	0	0	0	0	0	0	0	0	0	0	0	0	0	0	
24	0	0	0	0	0	0	0	0	0	0	0	0	0	0	0	0	0	0	0	0	0	0	0	0	0	0	
25	0	0	0	0	0	0	0	0	0	0	0	0	0	0	0	0	0	0	0	0	0	0	0	0	0	0	
26	0	0	0	0	0	0	0	0	0	0	0	0	0	0	0	0	0	0	0	0	0	0	0	0	0	0	
27	0	0	0	0	0	0	0	0	0	0	0	0	0	0	0	0	0	0	0	0	0	0	0	0	0	0	
28	0	0	0	0	0	0	0	0	0	0	0	0	0	0	0	0	0	0	0	0	0	0	0	0	0	0	
29	0	0	0	0	0	0	0	0	0	0	0	0	0	0	0	0	0	0	0	0	0	0	0	0	0	0	
30	0	0	0	0	0	0	0	0	0	0	0	0	0	0	0	0	0	0	0	0	0	0	0	0	0	0	
31	1	0	0	0	0	0	0	0	0	0	0	0	0	0	0	0	0	0	0	0	0	0	0	0	0	0	
32	364	0	0	0	0	0	0	0	1	1	0	0	0	0	2	0	0	1	50	177	132	0	0	0	0	0	
33	2,290	0	0	0	0	0	0	0	0	10	2	0	0	3	11	0	0	3	376	1,103	780	2	0	0	0	0	
34	4,224	0	0	0	0	0	0	0	4	27	4	0	0	6	36	1	0	22	858	2,239	1,025	2	0	0	0	0	
35	6,489	0	0	0	0	0	0	2	7	51	5	0	0	1	23	53	0	39	219	1,865	3,160	1,052	8	4	0	0	
36	16,464	0	0	0	0	0	0	1	154	224	35	0	4	51	120	4	313	1,189	6,099	6,787	1,434	41	7	1	0		
37	63,647	57	0	0	0	0	0	26	1,269	1,258	111	5	86	783	802	17	928	6,691	24,620	23,073	3,808	101	9	2	1		
38	169,481	288	0	0	0	0	0	218	4,050	2,887	199	5	1	382	2,232	1,593	30	2,012	18,014	65,762	62,749	8,780	240	26	7	6	
39	182,218	264	0	0	0	0	9	867	5,955	3,303	179	11	4	743	2,635	1,545	39	3,123	22,316	73,253	58,986	8,704	225	40	3	14	
40	157,612	172	0	0	0	0	12	1,753	6,665	3,193	136	11	12	968	2,490	1,216	23	3,946	22,473	65,108	42,748	6,480	172	17	3	14	
41	135,835	128	0	1	0	0	73	5,677	10,153	3,035	96	12	12	1,074	2,122	859	17	4,418	20,504	53,316	29,919	4,244	141	16	1	17	
42	136,595	113	0	1	0	0	283	17,051	17,588	3,160	70	5	23	1,170	1,754	723	5	4,663	18,520	46,578	21,827	2,934	109	9	1	8	
43	115,819	64	0	0	0	2	551	18,050	14,494	2,766	64	8	51	1,272	1,405	484	9	5,477	16,593	36,905	15,368	2,166	69	12	1	8	
44	97,187	62	0	0	0	1	1,188	16,677	9,915	2,105	51	4	64	1,426	1,068	329	11	6,628	16,717	28,170	11,099	1,618	39	6	3	6	
45	76,551	47	0	1	2	5	2,364	14,139	6,777	1,213	35	1	104	1,395	819	219	5	6,679	13,874	19,837	7,850	1,140	39	4	0	2	
46	59,947	34	0	2	2	11	4,134	11,221	4,631	798	30	2	135	1,279	546	150	6	6,467	10,471	13,787	5,461	750	23	3	3	1	
47	51,266	19	0	1	1	19	6,049	9,206	3,588	493	19	0	168	1,315	430	96	2	8,152	7,423	9,644	4,043	571	24	2	0	1	
48	46,960	18	0	0	6	40	8,712	7,517	2,628	301	11	0	248	1,556	335	69	1	10,236	5,249	6,791	2,818	412	9	1	1	1	
49	36,950	19	0	2	9	89	8,589	6,116	1,694	204	10	0	270	1,157	264	56	4	7,578	3,704	4,772	2,122	278	11	0	0	2	
50	27,833	16	1	1	39	163	7,783	4,974	1,091	155	10	1	229	677	147	36	0	4,802	2,600	3,360	1,522	225	1	0	0	0	
51	22,587	14	0	5	61	260	8,365	3,389	772	102	7	0	205	481	118	25	0	3,091	1,871	2,524	1,117	175	5	0	0	0	
52	18,751	18	1	22	130	330	8,312	2,263	527	82	5	0	159	339	80	24	0	2,178	1,376	1,931	854	115	4	0	1	0	
53	12,344	9	6	41	209	261	4,740	1,667	330	57	3	0	142	224	62	15	0	1,407	932	1,464	668	101	3	2	0	1	
54	8,929	7	7	76	286	217	2,681	1,245	300	35	1	0	123	197	49	10	0	1,037	814	1,191	556	94	2	1	0	0	
55	6,423	1	18	127	336	118	1,945	805	196	29	3	0	90	145	20	7	0	723	658	912	254	32	4	0	0	0	
56	4,477	2	42	156	297	69	1,413	560	126	19	0	0	91	121	29	1	0	366	388	639	139	18	1	0	0	0	
57	3,319	0	40	164	208	46	980	388	81	14	4	0	78	88	13	2	0	284	327	471	120	10	1	0	0	0	
58	2,481	0	39	111	121	40	666	327	65	13	0	0	69	65	8	0	0	225	252	382	83	15	0	0	0	0	
59	2,236	0	38	69	74	14	528	206	59	12	0	0	62	61	5	2	0	229	331	460	79	7	0	0	0	0	
60	1,462	0	24	44	34	6	376	151	32	6	0	0	92	44	2	4	0	170	220	226	27	4	0	0	0	0	
61	640	0	16	17	20	8	304	111	23	2	0	0	33	21	2	0	0	34	20	21	8	0	0	0	0	0	
62	823	0	9	10	7	2	397	214	33	1	0	0	74	38	3	0	0	11	13	10	1	0	0	0	0	0	
63	135	0	7	7	4	1	67	30	5	3	0	0	0	2	0	0	0	5	1	1	2	0	0	0	0	0	
64	103	0	1	1	7	0	58	24	4	1	0	0	1	0	0	0	0	1	0	2	1	2	0	0	0	0	
65	63	0	1	2	2	0	36	16	1	0	0	0	0	0	0	0	0	1	0	2	2	0	0	0	0	0	
66	41	0	0	0	0	0	29	10	2	0	0	0	0	0	0	0	0	0	0	0	0	0	0	0	0	0	0
67	24	0	0	0	0	0	13	5	4	1	0	0	0	0	0	0	0	0	1	0	0	0	0	0	0	0	0
68	27	0	0	0	0	0	18	7	0	1	0	0	0	0	0	0	0	1	0	0	0	0	0	0	0	0	0
69	4	0	0	0	0	0	1	2	1	0	0	0	0	0	0	0	0	0	0	0	0	0	0	0	0	0	0
70+	18	0	0	0	1	0	1	2	4	5	0	0	0	0	0	0	0	0	1	2	1	0	1	0	0	0	0
UNK	695	0	0	0	1	0	2	2	7	10	1	0	0	1	3	14	0	12	40	259	246	92	5	0	0	0	0
TOT	1,473,315	1,352	250	861	1,857	1,702	70,679	124,919	93,236	25,577	1,091	65	2,540	16,332	17,507	8,503	174	85,236	193,828	471,648	307,210	47,198	1,282	159	27	82	
AVG	42.4	41.1	57.9	56.4	55.1	52.5	50.2	45.4	43.0	41.5	40.5	40.8	51.1	45.5	41.5	40.3	40.3	45.9	42.4	41.2	40.2	39.8	40.4	40.2	41.1	41.4	

OFFICERS: AVE/ 45.3

ENLISTED: AVE/ 41.4

Number of Military Retirees Receiving Retired Pay as of September 30, 2014 by Rank and Age at Retirement

RETIRED AGE	DOD TOTAL													DISABILITY ONLY													
	TOTAL	UNK	O-10	O-9	O-8	O-7	O-6	O-5	O-4	O-3	O-2	O-1	W-5	W-4	W-3	W-2	W-1	E-9	E-8	E-7	E-6	E-5	E-4	E-3	E-2	E-1	
17	22	0	0	0	0	0	0	0	0	0	0	0	0	0	0	0	0	0	0	0	0	0	1	0	13	8	
18	323	0	0	0	0	0	0	0	0	0	0	0	0	0	0	0	0	0	0	0	0	3	21	92	150	57	
19	1,437	1	0	0	0	0	0	0	0	0	0	0	0	0	0	1	0	0	0	0	0	30	306	574	403	122	
20	2,973	5	0	0	0	0	0	0	0	6	5	0	0	1	5	4	0	0	0	0	6	164	1,114	1,132	433	98	
21	4,704	6	0	0	0	0	0	1	0	5	24	19	0	0	18	10	0	0	2	32	558	2,272	1,382	306	69		
22	5,113	9	0	0	1	0	0	0	0	24	81	66	0	0	27	9	0	0	2	49	985	2,583	1,012	217	48		
23	4,772	7	0	0	0	0	0	0	0	69	177	115	0	0	1	28	5	0	1	73	1,162	2,232	730	146	26		
24	4,575	4	0	0	0	0	0	0	1	116	346	83	0	1	0	22	3	0	1	156	1,325	1,883	500	104	30		
25	4,411	4	0	0	0	0	1	0	6	198	414	72	0	0	17	4	0	0	2	259	1,508	1,505	331	66	24		
26	4,186	0	0	0	0	0	0	1	5	372	306	30	1	0	15	1	0	0	8	408	1,564	1,201	214	41	19		
27	4,148	0	0	0	0	0	0	1	11	442	181	30	0	0	16	4	0	1	30	585	1,616	1,032	147	40	12		
28	3,790	0	0	0	0	0	0	1	8	423	107	26	0	0	1	20	5	0	0	56	724	1,458	811	119	21	10	
29	3,591	0	0	0	0	0	0	1	13	415	71	13	1	0	2	16	4	0	0	91	814	1,403	622	90	24	11	
30	3,504	0	0	0	0	0	0	2	31	404	61	11	0	0	2	35	0	0	4	142	919	1,303	510	63	8	9	
31	3,253	0	0	0	0	0	1	1	44	398	39	5	0	0	9	24	1	0	2	210	947	1,106	394	51	13	8	
32	2,891	0	0	0	0	0	0	0	84	324	25	4	0	0	5	30	4	0	6	236	909	921	297	36	4	6	
33	2,755	0	0	0	0	0	0	2	115	291	34	6	0	0	9	27	3	1	8	301	898	789	234	34	3	0	
34	2,778	0	0	0	0	0	0	2	163	265	29	3	0	1	9	31	1	1	25	324	949	713	235	22	5	0	
35	2,423	0	0	0	0	0	0	2	131	229	23	4	0	0	14	33	0	1	38	345	847	579	156	16	2	3	
36	2,470	0	0	0	0	0	0	10	186	215	19	2	0	2	16	31	1	2	48	433	844	500	149	10	1	1	
37	3,130	0	0	0	0	0	0	16	183	165	22	1	0	5	23	31	2	20	211	747	1,038	495	158	8	4	1	
38	4,164	0	0	0	0	0	0	33	212	262	22	3	0	8	58	43	1	46	430	1,200	1,252	463	123	7	0	1	
39	4,563	0	0	0	0	0	1	56	218	247	20	1	0	22	74	39	1	101	502	1,465	1,271	450	85	6	4	0	
40	4,449	0	0	0	0	0	1	98	243	207	12	3	0	26	83	41	0	114	539	1,373	1,199	393	104	11	2	0	
41	3,917	1	0	0	0	0	4	128	230	186	12	5	2	30	68	33	1	118	470	1,264	935	327	91	10	1	1	
42	3,442	0	0	0	0	0	11	211	256	161	13	0	0	37	57	26	0	137	413	1,008	756	276	77	3	0	0	
43	2,982	0	0	0	0	0	12	229	253	119	11	1	1	51	47	21	1	145	369	836	582	241	62	1	0	0	
44	2,558	0	0	0	0	1	36	204	208	97	8	1	2	33	29	14	0	182	353	666	473	189	58	3	1	0	
45	2,341	0	0	0	0	0	53	229	168	72	5	0	3	35	23	13	0	157	330	607	407	185	52	0	1	1	
46	1,957	0	0	0	0	1	69	197	143	58	6	1	1	43	23	16	0	164	258	440	358	140	39	0	0	0	
47	1,652	0	0	0	1	1	95	179	114	52	2	0	3	47	18	7	0	142	208	337	302	119	25	0	0	0	
48	1,470	0	0	0	1	2	106	188	90	39	1	0	3	25	11	7	0	145	177	316	240	95	22	0	1	1	
49	1,216	0	0	0	0	1	111	154	70	22	3	1	1	38	7	4	0	109	165	237	173	99	21	0	0	0	
50	1,137	0	0	1	1	3	125	133	64	31	1	0	0	27	13	9	1	105	142	219	157	89	15	0	1	0	
51	900	0	0	0	1	3	106	102	38	23	2	0	4	21	3	7	2	67	113	209	124	59	14	0	2	0	
52	700	0	0	0	0	4	88	67	28	12	3	0	3	17	9	5	0	61	86	147	125	38	7	0	0	0	
53	633	0	0	0	2	3	82	52	41	15	0	1	6	20	7	1	0	43	68	142	102	36	12	0	0	0	
54	552	0	0	1	4	2	57	46	26	6	1	0	2	12	4	5	0	43	66	124	95	50	7	0	1	0	
55	477	0	0	1	2	1	51	38	16	11	1	0	3	11	0	0	0	34	72	131	61	39	5	0	0	0	
56	384	0	1	3	3	0	18	39	13	11	1	0	6	12	4	3	0	32	56	98	59	23	2	0	0	0	
57	308	0	1	2	0	1	22	27	12	6	0	0	1	9	1	2	0	20	62	79	46	13	3	0	1	0	
58	248	0	0	0	0	1	11	18	8	3	2	0	3	12	4	1	0	18	48	63	37	15	4	0	0	0	
59	203	0	0	0	1	1	17	19	9	4	0	0	2	7	1	0	0	16	37	41	33	15	0	0	0	0	
60	140	0	0	0	0	0	13	12	9	3	0	0	0	7	1	0	0	13	22	32	19	7	1	1	0	0	
61	53	0	0	0	0	1	4	14	2	0	0	0	3	3	0	0	0	3	7	10	5	1	0	0	0	0	
62	35	0	0	0	0	0	8	7	3	0	0	0	0	1	0	0	0	3	4	7	1	1	0	0	0	0	
63	6	0	0	0	0	0	0	1	1	0	0	0	0	0	0	0	0	1	2	1	0	0	0	0	0	0	
64	2	0	0	0	0	0	2	0	0	0	0	0	0	0	0	0	0	0	0	0	0	0	0	0	0	0	0
65	1	0	0	0	0	0	0	1	0	0	0	0	0	0	0	0	0	0	0	0	0	0	0	0	0	0	0
66	2	0	0	0	0	0	1	1	0	0	0	0	0	0	0	0	0	0	0	0	0	0	0	0	0	0	0
67	5	0	0	0	0	0	2	2	0	0	0	0	0	0	0	0	0	0	1	0	0	0	0	0	0	0	0
68	2	0	0	0	0	0	1	1	0	0	0	0	0	0	0	0	0	0	0	0	0	0	0	0	0	0	0
69	0	0	0	0	0	0	0	0	0	0	0	0	0	0	0	0	0	0	0	0	0	0	0	0	0	0	0
70+	0	0	0	0	0	0	0	0	0	0	0	0	0	0	0	0	0	0	0	0	0	0	0	0	0	0	0
UNK	3	0	0	0	0	0	0	0	0	0	0	0	0	0	0	0	0	0	0	0	0	0	1	0	2	0	0
TOT	107,751	37	2	8	17	26	1,109	2,526	3,456	6,002	2,091	512	51	563	637	723	69	2,044	5,342	13,984	19,269	21,545	18,546	6,605	2,021	566	
AVG	33.5	22.7	56.5	55.1	51.6	51.9	50.2	46.3	41.0	33.4	27.1	25.3	51.0	46.8	41.3	35.0	27.5	46.0	43.6	41.3	36.7	30.3	25.4	22.5	21.5	21.8	

OFFICERS: AVE/ 37.6

ENLISTED: AVE/ 32.7

Number of Military Retirees Receiving Retired Pay as of September 30, 2014 by Rank and Years of Service

YOS	ARMY										ALL RETIREES EXCLUDING RESERVE RETIRED															
	TOTAL	UNK	O-10	O-9	O-8	O-7	O-6	O-5	O-4	O-3	O-2	O-1	W-5	W-4	W-3	W-2	W-1	E-9	E-8	E-7	E-6	E-5	E-4	E-3	E-2	E-1
0	835	5	0	0	0	0	0	1	0	6	12	23	0	0	0	0	0	0	1	7	31	98	213	375	63	
1	3,436	3	0	0	0	0	0	2	7	21	90	69	0	1	1	1	5	0	1	8	38	267	1,460	1,140	289	33
2	5,038	2	0	0	0	0	0	5	23	161	327	56	0	0	1	52	6	1	6	18	134	931	2,645	547	95	28
3	4,936	4	0	0	0	0	0	10	24	296	284	40	0	0	2	39	3	1	13	40	157	1,039	2,649	248	52	35
4	4,408	1	0	0	1	0	1	12	36	398	123	21	0	2	3	25	4	4	21	71	257	1,546	1,692	127	43	20
5	3,931	3	0	0	0	0	4	18	26	338	64	11	0	4	5	32	2	8	31	122	394	1,778	995	68	14	14
6	3,886	3	0	0	0	0	7	17	60	287	43	5	2	4	9	30	4	18	60	131	629	1,760	740	53	15	9
7	3,372	1	0	0	0	0	2	30	66	257	32	1	0	7	11	34	3	23	73	148	840	1,313	495	21	10	5
8	3,064	0	0	0	0	1	6	37	84	217	19	2	0	6	11	28	0	28	70	225	948	1,030	313	26	7	6
9	2,694	0	0	0	0	0	10	26	82	197	12	2	1	5	11	31	5	25	69	211	1,014	800	179	10	3	1
10	2,389	0	0	0	0	0	9	37	94	169	11	2	0	12	12	32	1	22	75	249	919	614	126	4	1	0
11	2,037	0	0	0	0	0	7	29	84	140	12	1	2	4	15	34	3	23	58	297	803	444	71	4	2	4
12	1,816	0	0	0	0	0	6	32	118	98	12	2	1	10	18	25	0	14	49	310	717	354	46	3	0	1
13	1,571	0	0	0	0	0	7	35	113	69	9	2	3	7	15	41	1	8	67	306	578	267	38	4	1	0
14	1,471	0	0	0	0	0	5	35	112	68	3	0	0	9	15	31	1	19	43	362	578	171	18	1	0	0
15	6,274	0	0	0	0	0	56	176	413	202	12	0	2	17	60	100	1	39	222	1,288	1,741	1,929	15	1	0	0
16	4,828	0	0	0	1	0	39	130	650	155	10	1	0	26	44	93	1	28	198	1,477	1,591	375	9	0	0	0
17	5,332	0	0	0	0	0	31	142	843	92	6	1	2	20	61	105	2	21	174	1,712	1,712	403	3	0	1	1
18	5,071	0	0	0	0	0	36	119	664	61	4	0	2	23	53	64	0	33	237	1,953	1,462	355	3	0	1	1
19	3,149	0	0	0	0	0	31	134	494	46	8	1	2	13	42	40	1	24	210	1,294	643	160	4	1	0	1
20	234,495	1	0	6	5	7	2,402	16,668	15,983	2,600	141	17	192	2,793	7,145	4,349	46	1,681	31,839	90,302	51,228	6,737	284	31	9	29
21	53,565	0	0	0	6	6	1,033	6,521	2,309	350	41	3	92	1,150	2,162	697	9	1,311	12,283	21,649	3,620	280	27	4	1	11
22	45,325	0	0	0	3	4	1,014	6,280	1,310	288	19	1	85	1,124	1,492	438	3	1,935	10,929	18,201	2,104	75	14	0	2	4
23	24,993	0	0	1	4	8	1,021	4,236	733	133	6	1	101	972	785	194	4	1,849	7,103	6,534	1,268	31	3	2	1	3
24	23,495	0	0	1	2	14	1,322	3,111	527	107	14	0	93	948	537	103	1	2,061	8,085	6,368	189	7	2	1	0	2
25	11,556	0	0	0	4	12	1,758	2,041	261	53	4	0	99	704	276	51	0	1,678	3,000	1,532	73	5	5	0	0	0
26	15,809	0	0	1	5	34	3,499	1,397	152	48	9	0	137	879	238	25	1	3,014	4,579	1,749	38	3	1	0	0	0
27	8,468	0	0	2	8	27	2,571	926	75	42	4	0	131	543	125	8	0	1,948	1,774	265	15	4	0	0	0	0
28	6,667	0	0	2	12	61	2,227	1,108	34	17	1	1	130	451	71	8	0	1,750	707	71	16	0	0	0	0	0
29	5,336	0	0	3	13	81	1,889	293	18	17	1	0	125	417	50	3	0	1,635	736	41	14	0	0	0	0	0
30	10,513	0	0	9	36	150	3,895	246	39	52	2	0	229	663	49	0	0	4,812	288	36	7	0	0	0	0	0
31	1,650	0	1	11	67	85	684	105	13	1	1	0	172	127	14	0	0	328	26	11	3	1	0	0	0	0
32	1,133	0	3	32	88	71	314	71	8	1	0	0	98	76	3	0	0	359	9	0	0	0	0	0	0	0
33	628	0	3	50	113	36	188	32	2	1	0	0	61	41	0	0	0	87	10	2	1	0	1	0	0	0
34	526	0	9	48	111	19	149	20	2	0	0	0	60	38	0	0	0	67	1	2	0	0	0	0	0	0
35	408	0	19	60	63	8	79	17	1	0	0	0	50	28	0	0	0	83	0	0	0	0	0	0	0	0
36	203	0	9	34	34	3	43	7	0	0	0	0	43	16	0	0	0	13	1	0	0	0	0	0	0	0
37	119	0	15	29	16	4	22	2	0	0	0	0	25	4	0	0	0	2	0	0	0	0	0	0	0	0
38	90	0	6	17	6	3	20	0	1	0	0	0	28	6	0	0	0	0	1	2	0	0	0	0	0	0
39	54	0	8	10	3	2	9	2	1	0	0	0	17	1	0	0	0	1	0	0	0	0	0	0	0	0
40	45	0	2	3	1	0	12	1	0	0	0	0	19	3	0	0	0	0	2	2	0	0	0	0	0	0
41	16	0	0	2	2	0	3	0	0	0	0	0	7	2	0	0	0	0	0	0	0	0	0	0	0	0
42	11	0	0	0	1	0	1	0	0	0	0	0	7	1	0	0	0	0	0	0	0	0	0	0	0	0
43+	11	0	1	0	0	0	4	0	0	0	0	0	4	1	0	0	0	0	1	0	0	0	0	0	0	0
UNK	794	0	0	0	0	0	38	37	214	50	2	0	0	0	7	19	0	1	24	199	143	60	0	0	0	0
TOT	515,448	23	76	321	605	636	24,454	44,148	25,676	7,038	1,338	263	2,022	11,158	13,343	6,732	107	24,956	83,074	157,189	73,881	22,770	11,936	2,509	922	271
AVG	20.7	4.1	36.5	34.6	32.9	30.1	26.7	22.3	20.3	15.5	7.6	4.8	28.3	24.1	21.5	20.0	15.6	26.3	22.3	21.0	19.2	12.4	4.6	2.7	2.1	6.5

OFFICERS: AVE/ 22.3

ENLISTED: AVE/ 20.1

Number of Military Retirees Receiving Retired Pay as of September 30, 2014 by Rank and Years of Service

YOS	ARMY										NON DISABILITY RETIREES EXCLUDING RESERVE RETIRED															
	TOTAL	UNK	O-10	O-9	O-8	O-7	O-6	O-5	O-4	O-3	O-2	O-1	W-5	W-4	W-3	W-2	W-1	E-9	E-8	E-7	E-6	E-5	E-4	E-3	E-2	E-1
0	0	0	0	0	0	0	0	0	0	0	0	0	0	0	0	0	0	0	0	0	0	0	0	0	0	0
1	0	0	0	0	0	0	0	0	0	0	0	0	0	0	0	0	0	0	0	0	0	0	0	0	0	0
2	0	0	0	0	0	0	0	0	0	0	0	0	0	0	0	0	0	0	0	0	0	0	0	0	0	0
3	0	0	0	0	0	0	0	0	0	0	0	0	0	0	0	0	0	0	0	0	0	0	0	0	0	0
4	0	0	0	0	0	0	0	0	0	0	0	0	0	0	0	0	0	0	0	0	0	0	0	0	0	0
5	0	0	0	0	0	0	0	0	0	0	0	0	0	0	0	0	0	0	0	0	0	0	0	0	0	0
6	0	0	0	0	0	0	0	0	0	0	0	0	0	0	0	0	0	0	0	0	0	0	0	0	0	0
7	0	0	0	0	0	0	0	0	0	0	0	0	0	0	0	0	0	0	0	0	0	0	0	0	0	0
8	0	0	0	0	0	0	0	0	0	0	0	0	0	0	0	0	0	0	0	0	0	0	0	0	0	0
9	0	0	0	0	0	0	0	0	0	0	0	0	0	0	0	0	0	0	0	0	0	0	0	0	0	0
10	0	0	0	0	0	0	0	0	0	0	0	0	0	0	0	0	0	0	0	0	0	0	0	0	0	0
11	0	0	0	0	0	0	0	0	0	0	0	0	0	0	0	0	0	0	0	0	0	0	0	0	0	0
12	0	0	0	0	0	0	0	0	0	0	0	0	0	0	0	0	0	0	0	0	0	0	0	0	0	0
13	0	0	0	0	0	0	0	0	0	0	0	0	0	0	0	0	0	0	0	0	0	0	0	0	0	0
14	0	0	0	0	0	0	0	0	0	0	0	0	0	0	0	0	0	0	0	0	0	0	0	0	0	0
15	5,063	0	0	0	0	0	47	148	325	143	8	1	10	45	74	0	31	172	954	1,313	1,792	0	0	0	0	0
16	3,706	0	0	0	1	0	33	94	583	106	7	0	16	29	71	0	18	130	1,121	1,197	300	0	0	0	0	0
17	4,398	0	0	0	0	0	25	101	798	66	3	1	14	46	93	1	14	113	1,395	1,398	330	0	0	0	0	0
18	4,187	0	0	0	0	0	27	83	612	43	4	0	2	18	28	51	0	31	151	1,638	1,192	303	2	0	1	1
19	2,479	0	0	0	0	0	23	94	459	29	6	0	1	10	22	26	0	17	117	1,040	500	131	3	0	0	1
20	231,122	1	0	5	5	7	2,379	16,494	15,842	2,538	132	16	190	2,750	7,040	4,287	46	1,635	31,323	88,873	50,556	6,661	276	31	8	27
21	51,882	0	0	0	6	6	1,014	6,411	2,251	329	33	3	91	1,113	2,097	679	9	1,259	11,929	20,952	3,394	265	25	4	1	11
22	44,129	0	0	0	3	3	988	6,173	1,260	266	17	1	83	1,093	1,454	426	3	1,879	10,621	17,771	2,003	68	12	0	1	4
23	24,196	0	0	1	4	8	990	4,172	706	124	6	1	98	939	764	186	4	1,781	6,888	6,268	1,221	26	3	2	1	3
24	22,951	0	0	1	2	13	1,296	3,060	520	95	14	0	91	918	518	99	1	2,004	7,936	6,207	166	5	2	1	0	2
25	11,172	0	0	0	4	12	1,733	1,995	249	49	4	0	99	677	273	48	0	1,624	2,895	1,437	66	4	3	0	0	0
26	15,529	0	0	1	5	33	3,463	1,382	144	43	9	0	137	859	234	24	1	2,951	4,488	1,716	35	3	1	0	0	0
27	8,255	0	0	2	7	27	2,535	906	74	40	4	0	129	524	121	7	0	1,899	1,710	254	12	4	0	0	0	0
28	6,509	0	0	2	12	59	2,194	1,092	32	17	1	1	129	434	69	8	0	1,709	669	67	14	0	0	0	0	0
29	5,244	0	0	3	13	80	1,871	287	14	17	0	0	125	407	49	3	0	1,599	726	38	12	0	0	0	0	0
30	10,401	0	0	9	36	145	3,866	242	37	52	2	0	226	652	48	0	0	4,769	279	31	7	0	0	0	0	0
31	1,614	0	1	11	67	83	672	104	13	1	1	0	170	122	14	0	0	318	24	10	2	1	0	0	0	0
32	1,110	0	3	32	88	71	306	70	8	1	0	0	97	70	3	0	0	355	6	0	0	0	0	0	0	0
33	616	0	3	49	113	34	183	32	2	1	0	0	58	40	0	0	0	87	10	2	1	0	1	0	0	0
34	517	0	9	48	109	19	148	20	2	0	0	0	59	38	0	0	0	64	0	1	0	0	0	0	0	0
35	403	0	19	60	62	8	77	17	1	0	0	0	49	27	0	0	0	83	0	0	0	0	0	0	0	0
36	199	0	9	34	33	3	42	7	0	0	0	0	42	15	0	0	0	13	1	0	0	0	0	0	0	0
37	116	0	15	29	15	4	22	2	0	0	0	0	24	3	0	0	0	2	0	0	0	0	0	0	0	0
38	88	0	6	17	6	3	19	0	1	0	0	0	28	5	0	0	0	0	1	2	0	0	0	0	0	0
39	53	0	8	10	3	2	9	2	1	0	0	0	16	1	0	0	0	1	0	0	0	0	0	0	0	0
40	43	0	2	3	1	0	11	1	0	0	0	0	18	3	0	0	0	0	2	2	0	0	0	0	0	0
41	16	0	0	2	2	0	3	0	0	0	0	0	7	2	0	0	0	0	0	0	0	0	0	0	0	0
42	11	0	0	0	1	0	1	0	0	0	0	0	7	1	0	0	0	1	0	0	0	0	0	0	0	0
43+	11	0	1	0	0	0	4	0	0	0	0	0	4	1	0	0	0	1	0	0	0	0	0	0	0	0
UNK	794	0	0	0	0	0	38	37	214	50	2	0	0	0	7	19	0	1	24	199	143	60	0	0	0	0
TOT	456,814	1	76	319	598	620	24,019	43,026	24,148	4,010	253	22	1,982	10,762	12,861	6,101	65	24,146	80,215	149,978	63,232	9,953	328	38	12	49
AVG	22.1	20.5	36.5	34.6	33.0	30.1	26.7	22.4	20.7	21.0	21.3	21.2	28.3	24.2	21.6	20.8	21.0	26.5	22.4	21.2	20.4	19.4	20.8	20.9	20.8	21.2

OFFICERS: AVE/ 23.1

ENLISTED: AVE/ 21.7

Number of Military Retirees Receiving Retired Pay as of September 30, 2014 by Rank and Years of Service

YOS	ARMY												DISABILITY ONLY													
	TOTAL	UNK	O-10	O-9	O-8	O-7	O-6	O-5	O-4	O-3	O-2	O-1	W-5	W-4	W-3	W-2	W-1	E-9	E-8	E-7	E-6	E-5	E-4	E-3	E-2	E-1
0	835	5	0	0	0	0	0	1	0	6	12	23	0	0	0	0	0	0	0	1	7	31	98	213	375	63
1	3,436	3	0	0	0	0	0	2	7	21	90	69	0	1	1	1	5	0	1	8	38	267	1,460	1,140	289	33
2	5,038	2	0	0	0	0	0	5	23	161	327	56	0	0	1	52	6	1	6	18	134	931	2,645	547	95	28
3	4,936	4	0	0	0	0	0	10	24	296	284	40	0	0	2	39	3	1	13	40	157	1,039	2,649	248	52	35
4	4,408	1	0	0	1	0	1	12	36	398	123	21	0	2	3	25	4	4	21	71	257	1,546	1,692	127	43	20
5	3,931	3	0	0	0	0	4	18	26	338	64	11	0	4	5	32	2	8	31	122	394	1,778	995	68	14	14
6	3,886	3	0	0	0	0	7	17	60	287	43	5	2	4	9	30	4	18	60	131	629	1,760	740	53	15	9
7	3,372	1	0	0	0	0	2	30	66	257	32	1	0	7	11	34	3	23	73	148	840	1,313	495	21	10	5
8	3,064	0	0	0	0	1	6	37	84	217	19	2	0	6	11	28	0	28	70	225	948	1,030	313	26	7	6
9	2,694	0	0	0	0	0	10	26	82	197	12	2	1	5	11	31	5	25	69	211	1,014	800	179	10	3	1
10	2,389	0	0	0	0	0	9	37	94	169	11	2	0	12	12	32	1	22	75	249	919	614	126	4	1	0
11	2,037	0	0	0	0	0	7	29	84	140	12	1	2	4	15	34	3	23	58	297	803	444	71	4	2	4
12	1,816	0	0	0	0	0	6	32	118	98	12	2	1	10	18	25	0	14	49	310	717	354	46	3	0	1
13	1,571	0	0	0	0	0	7	35	113	69	9	2	3	7	15	41	1	8	67	306	578	267	38	4	1	0
14	1,471	0	0	0	0	0	5	35	112	68	3	0	0	9	15	31	1	19	43	362	578	171	18	1	0	0
15	1,211	0	0	0	0	0	9	28	88	59	4	0	1	7	15	26	1	8	50	334	428	137	15	1	0	0
16	1,122	0	0	0	0	0	6	36	67	49	3	1	0	10	15	22	1	10	68	356	394	75	9	0	0	0
17	934	0	0	0	0	0	6	41	45	26	3	1	1	6	15	12	1	7	61	317	314	73	3	0	1	1
18	884	0	0	0	0	0	9	36	52	18	0	0	0	5	25	13	0	2	86	315	270	52	1	0	0	0
19	670	0	0	0	0	0	8	40	35	17	2	1	1	3	20	14	1	7	93	254	143	29	1	1	0	0
20	3,373	0	0	1	0	0	23	174	141	62	9	1	2	43	105	62	0	46	516	1,429	672	76	8	0	1	2
21	1,683	0	0	0	0	0	19	110	58	21	8	0	1	37	65	18	0	52	354	697	226	15	2	0	0	0
22	1,196	0	0	0	0	1	26	107	50	22	2	0	2	31	38	12	0	56	308	430	101	7	2	0	1	0
23	797	0	0	0	0	0	31	64	27	9	0	0	3	33	21	8	0	68	215	266	47	5	0	0	0	0
24	544	0	0	0	0	1	26	51	7	12	0	0	2	30	19	4	0	57	149	161	23	2	0	0	0	0
25	384	0	0	0	0	0	25	46	12	4	0	0	0	27	3	3	0	54	105	95	7	1	2	0	0	0
26	280	0	0	0	0	1	36	15	8	5	0	0	0	20	4	1	0	63	91	33	3	0	0	0	0	0
27	213	0	0	0	1	0	36	20	1	2	0	0	2	19	4	1	0	49	64	11	3	0	0	0	0	0
28	158	0	0	0	0	2	33	16	2	0	0	0	1	17	2	0	0	41	38	4	2	0	0	0	0	0
29	92	0	0	0	0	1	18	6	4	0	1	0	0	10	1	0	0	36	10	3	2	0	0	0	0	0
30	112	0	0	0	0	5	29	4	2	0	0	0	3	11	1	0	0	43	9	5	0	0	0	0	0	0
31	36	0	0	0	0	2	12	1	0	0	0	0	2	5	0	0	0	10	2	1	1	0	0	0	0	0
32	23	0	0	0	0	0	8	1	0	0	0	0	1	6	0	0	0	4	3	0	0	0	0	0	0	0
33	12	0	0	1	0	2	5	0	0	0	0	0	3	1	0	0	0	0	0	0	0	0	0	0	0	0
34	9	0	0	0	2	0	1	0	0	0	0	0	1	0	0	0	0	3	1	1	0	0	0	0	0	0
35	5	0	0	0	1	0	2	0	0	0	0	0	1	1	0	0	0	0	0	0	0	0	0	0	0	0
36	4	0	0	0	1	0	1	0	0	0	0	0	1	1	0	0	0	0	0	0	0	0	0	0	0	0
37	3	0	0	0	1	0	0	0	0	0	0	0	1	1	0	0	0	0	0	0	0	0	0	0	0	0
38	2	0	0	0	0	0	1	0	0	0	0	0	0	1	0	0	0	0	0	0	0	0	0	0	0	0
39	1	0	0	0	0	0	0	0	0	0	0	0	1	0	0	0	0	0	0	0	0	0	0	0	0	0
40	2	0	0	0	0	0	1	0	0	0	0	0	1	0	0	0	0	0	0	0	0	0	0	0	0	0
41	0	0	0	0	0	0	0	0	0	0	0	0	0	0	0	0	0	0	0	0	0	0	0	0	0	0
42	0	0	0	0	0	0	0	0	0	0	0	0	0	0	0	0	0	0	0	0	0	0	0	0	0	0
43+	0	0	0	0	0	0	0	0	0	0	0	0	0	0	0	0	0	0	0	0	0	0	0	0	0	0
UNK	0	0	0	0	0	0	0	0	0	0	0	0	0	0	0	0	0	0	0	0	0	0	0	0	0	0
TOT	58,634	22	0	2	7	16	435	1,122	1,528	3,028	1,085	241	40	396	482	631	42	810	2,859	7,211	10,649	12,817	11,608	2,471	910	222
AVG	9.8	3.4	0.0	27.0	30.1	28.2	23.2	18.2	13.9	8.3	4.5	3.3	24.3	21.6	18.1	11.8	7.1	21.3	19.2	16.9	11.8	7.1	4.2	2.4	1.8	3.2

OFFICERS: AVE/ 12.0

ENLISTED: AVE/ 9.4

Number of Military Retirees Receiving Retired Pay as of September 30, 2014 by Rank and Years of Service

YOS	NAVY										ALL RETIREES EXCLUDING RESERVE RETIRED															
	TOTAL	UNK	O-10	O-9	O-8	O-7	O-6	O-5	O-4	O-3	O-2	O-1	W-5	W-4	W-3	W-2	W-1	E-9	E-8	E-7	E-6	E-5	E-4	E-3	E-2	E-1
0	122	1	0	0	0	0	1	1	2	4	0	2	0	0	1	0	0	0	4	7	11	4	7	21	36	20
1	646	3	0	0	0	0	0	1	1	7	6	36	0	0	0	0	0	0	2	5	10	79	239	214	43	
2	1,156	3	0	0	0	0	0	1	0	6	18	65	25	0	1	0	0	0	3	11	28	347	511	126	11	
3	1,383	3	0	0	0	0	0	0	0	7	37	114	17	0	0	0	0	0	1	9	183	595	360	54	3	
4	1,436	0	0	0	0	0	2	3	2	91	89	14	0	0	0	0	0	1	1	1	14	435	587	183	11	2
5	871	0	0	0	0	0	0	2	7	111	28	2	0	0	1	0	0	1	1	3	33	351	272	54	5	0
6	698	0	0	0	0	0	2	1	12	95	6	3	0	0	0	0	0	0	1	4	63	341	150	20	0	0
7	598	0	0	0	0	0	1	1	11	85	7	1	0	0	0	0	0	2	0	8	113	270	90	8	1	0
8	612	0	0	0	0	0	0	0	15	74	4	3	0	1	0	0	0	0	2	4	153	279	66	11	0	0
9	519	0	0	0	0	0	1	0	23	75	4	1	0	0	0	1	0	0	0	6	152	206	43	6	1	0
10	507	0	0	0	0	0	2	1	44	53	4	0	0	1	0	0	0	3	0	24	157	186	28	3	1	0
11	442	0	0	0	0	0	0	7	36	26	6	1	0	0	1	2	0	0	1	32	165	149	13	3	0	0
12	453	0	0	0	0	0	1	5	42	35	4	0	0	0	1	1	0	0	4	39	209	103	7	2	0	0
13	391	0	0	0	0	0	1	9	27	22	8	1	0	0	0	1	0	0	5	48	189	76	4	0	0	0
14	386	0	0	0	0	0	2	8	35	17	1	2	0	0	0	0	0	1	3	60	174	80	3	0	0	0
15	4,176	0	0	0	0	0	2	28	487	90	8	0	0	2	0	1	1	1	14	488	2,343	704	6	1	0	0
16	3,567	0	0	0	0	0	1	27	786	45	2	0	0	1	0	1	0	1	40	482	1,765	412	4	0	0	0
17	3,609	0	0	0	0	0	1	56	589	59	3	0	0	0	0	8	0	5	100	640	1,814	333	1	0	0	0
18	3,653	0	0	0	0	0	6	98	491	53	8	1	0	1	3	15	0	13	204	655	1,840	265	0	0	0	0
19	2,518	0	0	0	0	0	3	69	410	71	6	0	0	0	16	44	1	18	192	456	1,114	115	3	0	0	0
20	205,312	1,293	0	1	1	1	587	7,571	9,479	2,284	176	2	0	135	879	780	18	3,025	14,303	50,864	100,999	12,361	453	82	7	11
21	43,180	18	0	0	1	1	397	3,485	2,449	1,188	59	0	0	115	486	337	6	2,108	6,551	16,512	8,827	566	67	6	0	1
22	30,995	9	0	0	1	0	539	3,096	1,614	1,004	16	1	0	159	515	257	3	2,419	5,652	11,833	3,666	186	22	2	0	1
23	20,834	1	0	0	3	3	832	2,124	1,399	735	19	0	0	200	374	135	0	1,931	3,755	7,786	1,485	47	5	0	0	0
24	22,257	0	0	0	3	0	1,482	1,518	1,305	645	7	0	0	292	326	80	0	1,912	3,414	10,727	517	26	3	0	0	0
25	10,024	1	0	0	4	2	1,405	1,147	1,150	444	4	0	0	255	184	31	0	1,382	2,291	1,537	175	9	3	0	0	0
26	14,316	0	0	0	6	6	2,493	1,053	971	275	5	0	0	454	187	23	0	1,834	5,441	1,482	80	5	0	1	0	0
27	7,080	0	0	0	7	10	1,819	674	879	169	3	0	2	351	86	11	0	1,390	882	755	39	3	0	0	0	0
28	5,719	0	1	0	6	35	1,614	716	680	73	1	0	2	329	61	7	0	1,132	746	294	21	1	0	0	0	0
29	4,244	0	1	2	20	31	1,534	476	498	43	1	0	3	332	48	2	0	862	246	130	12	2	1	0	0	0
30	12,760	4	1	3	51	86	2,813	634	972	65	1	0	68	1,332	99	3	0	5,525	640	427	35	1	0	0	0	0
31	2,136	2	0	8	69	74	784	313	74	9	0	0	44	52	4	1	0	518	120	61	3	0	0	0	0	0
32	1,068	1	2	17	93	53	338	206	36	1	0	0	24	29	3	0	0	204	41	19	1	0	0	0	0	0
33	703	1	4	37	112	24	216	161	16	0	0	0	14	17	0	0	0	90	7	4	0	0	0	0	0	0
34	541	0	9	33	104	17	173	130	10	1	0	0	1	4	0	0	0	53	3	2	1	0	0	0	0	0
35	415	0	9	49	52	11	101	161	1	0	0	0	0	5	0	0	0	22	3	1	0	0	0	0	0	0
36	231	0	6	34	31	6	94	31	3	0	0	0	0	1	0	0	0	22	1	2	0	0	0	0	0	0
37	161	0	9	16	11	3	90	19	0	0	0	0	0	1	0	0	0	11	0	1	0	0	0	0	0	0
38	156	0	8	9	8	1	110	14	0	0	0	0	0	0	0	0	0	5	1	0	0	0	0	0	0	0
39	64	0	2	3	3	1	38	7	0	0	0	0	0	0	0	0	0	7	1	2	0	0	0	0	0	0
40	40	0	1	0	1	0	33	4	0	0	0	0	0	0	0	0	0	1	0	0	0	0	0	0	0	0
41	23	0	0	1	1	1	18	2	0	0	0	0	0	0	0	0	0	0	0	0	0	0	0	0	0	0
42	24	0	0	0	0	0	20	3	0	0	0	0	0	0	0	0	0	1	0	0	0	0	0	0	0	0
43+	20	0	1	1	1	1	12	2	0	0	0	0	0	0	0	0	0	2	0	0	0	0	0	0	0	0
UNK	430	0	0	0	0	0	9	21	201	13	1	2	0	0	0	1	0	1	7	32	109	18	0	0	2	13
TOT	410,476	1,340	54	214	589	367	17,578	23,885	24,770	8,017	666	114	158	4,069	3,276	1,742	29	24,503	44,677	105,434	126,304	17,755	2,859	1,513	458	105
AVG	21.8	20.5	36.0	35.0	33.0	31.2	27.7	23.3	22.2	21.0	12.5	4.0	31.3	27.6	23.1	21.6	20.7	25.9	22.9	21.7	20.4	18.2	7.8	4.2	2.4	4.3

OFFICERS: AVE/ 23.9

ENLISTED: AVE/ 21.2

Number of Military Retirees Receiving Retired Pay as of September 30, 2014 by Rank and Years of Service

YOS	NAVY										NON DISABILITY RETIREES EXCLUDING RESERVE RETIRED															
	TOTAL	UNK	O-10	O-9	O-8	O-7	O-6	O-5	O-4	O-3	O-2	O-1	W-5	W-4	W-3	W-2	W-1	E-9	E-8	E-7	E-6	E-5	E-4	E-3	E-2	E-1
0	0	0	0	0	0	0	0	0	0	0	0	0	0	0	0	0	0	0	0	0	0	0	0	0	0	0
1	0	0	0	0	0	0	0	0	0	0	0	0	0	0	0	0	0	0	0	0	0	0	0	0	0	0
2	0	0	0	0	0	0	0	0	0	0	0	0	0	0	0	0	0	0	0	0	0	0	0	0	0	0
3	0	0	0	0	0	0	0	0	0	0	0	0	0	0	0	0	0	0	0	0	0	0	0	0	0	0
4	0	0	0	0	0	0	0	0	0	0	0	0	0	0	0	0	0	0	0	0	0	0	0	0	0	0
5	0	0	0	0	0	0	0	0	0	0	0	0	0	0	0	0	0	0	0	0	0	0	0	0	0	0
6	0	0	0	0	0	0	0	0	0	0	0	0	0	0	0	0	0	0	0	0	0	0	0	0	0	0
7	0	0	0	0	0	0	0	0	0	0	0	0	0	0	0	0	0	0	0	0	0	0	0	0	0	0
8	0	0	0	0	0	0	0	0	0	0	0	0	0	0	0	0	0	0	0	0	0	0	0	0	0	0
9	0	0	0	0	0	0	0	0	0	0	0	0	0	0	0	0	0	0	0	0	0	0	0	0	0	0
10	0	0	0	0	0	0	0	0	0	0	0	0	0	0	0	0	0	0	0	0	0	0	0	0	0	0
11	0	0	0	0	0	0	0	0	0	0	0	0	0	0	0	0	0	0	0	0	0	0	0	0	0	0
12	0	0	0	0	0	0	0	0	0	0	0	0	0	0	0	0	0	0	0	0	0	0	0	0	0	0
13	0	0	0	0	0	0	0	0	0	0	0	0	0	0	0	0	0	0	0	0	0	0	0	0	0	0
14	0	0	0	0	0	0	0	0	0	0	0	0	0	0	0	0	0	0	0	0	0	0	0	0	0	0
15	3,870	0	0	0	0	0	1	16	462	71	6	0	0	1	0	0	1	9	436	2,201	663	3	0	0	0	
16	3,292	0	0	0	0	0	0	14	764	29	2	0	0	1	0	0	0	35	428	1,630	385	3	0	0	0	
17	3,375	0	0	0	0	0	0	48	570	47	2	0	0	0	7	0	2	96	589	1,706	308	0	0	0	0	
18	3,475	0	0	0	0	0	6	88	482	47	6	0	0	0	2	14	0	10	193	618	1,768	241	0	0	0	
19	2,317	0	0	0	0	0	2	62	401	67	6	0	0	0	14	44	1	18	171	405	1,021	102	3	0	0	
20	201,257	1,293	0	1	1	1	580	7,488	9,382	2,202	168	2	0	128	846	752	18	2,927	13,917	49,639	99,214	12,158	442	80	7	
21	42,171	18	0	0	1	1	391	3,440	2,398	1,148	58	0	0	105	469	331	6	2,062	6,391	16,172	8,569	539	65	6	0	
22	30,448	9	0	0	1	0	529	3,054	1,585	967	16	1	0	151	501	247	3	2,375	5,562	11,650	3,592	180	22	2	0	
23	20,437	1	0	0	3	3	817	2,091	1,380	711	18	0	0	191	361	130	0	1,883	3,681	7,665	1,451	46	5	0	0	
24	21,950	0	0	0	3	0	1,460	1,486	1,282	627	7	0	0	288	321	75	0	1,863	3,354	10,651	506	24	3	0	0	
25	9,857	1	0	0	4	2	1,391	1,129	1,137	437	4	0	0	247	181	31	0	1,356	2,254	1,500	171	9	3	0	0	
26	14,120	0	0	0	6	6	2,468	1,040	955	270	5	0	0	439	183	23	0	1,785	5,405	1,455	74	5	0	1	0	
27	6,919	0	0	0	7	10	1,804	664	865	164	3	0	2	340	86	10	0	1,343	854	728	36	3	0	0	0	
28	5,584	0	1	0	6	35	1,587	702	669	70	1	0	2	317	61	7	0	1,101	724	280	20	1	0	0	0	
29	4,142	0	1	2	19	31	1,514	463	486	42	1	0	3	326	47	2	0	834	237	120	12	1	1	0	0	
30	12,613	4	1	3	51	86	2,777	621	961	62	1	0	68	1,322	96	3	0	5,476	626	420	34	1	0	0	0	
31	2,093	2	0	8	68	74	769	308	73	9	0	0	44	50	2	1	0	508	116	59	2	0	0	0	0	
32	1,047	1	2	17	93	53	329	205	36	1	0	0	24	28	3	0	0	196	40	19	0	0	0	0	0	
33	695	1	4	36	111	24	214	160	16	0	0	0	14	15	0	0	0	89	7	4	0	0	0	0	0	
34	529	0	9	33	104	17	167	127	10	1	0	0	1	4	0	0	0	50	3	2	1	0	0	0	0	
35	407	0	9	47	51	10	100	159	1	0	0	0	0	5	0	0	0	21	3	1	0	0	0	0	0	
36	227	0	6	34	31	6	92	31	3	0	0	0	0	1	0	0	0	21	1	1	0	0	0	0	0	
37	159	0	9	16	11	3	89	19	0	0	0	0	0	1	0	0	0	11	0	0	0	0	0	0	0	
38	154	0	8	9	8	1	109	14	0	0	0	0	0	0	0	0	0	4	1	0	0	0	0	0	0	
39	64	0	2	3	3	1	38	7	0	0	0	0	0	0	0	0	0	7	1	2	0	0	0	0	0	
40	39	0	1	0	1	0	32	4	0	0	0	0	0	0	0	0	0	1	0	0	0	0	0	0	0	
41	21	0	0	1	1	0	17	2	0	0	0	0	0	0	0	0	0	0	0	0	0	0	0	0	0	
42	24	0	0	0	0	0	20	3	0	0	0	0	0	0	0	0	0	1	0	0	0	0	0	0	0	
43+	20	0	1	1	1	1	12	2	0	0	0	0	0	0	0	0	0	2	0	0	0	0	0	0	0	
UNK	413	0	0	0	0	0	9	21	201	13	1	0	0	0	0	1	0	1	7	32	109	18	0	0	0	
TOT	391,719	1,330	54	211	585	365	17,324	23,468	24,119	6,985	305	3	158	3,960	3,173	1,679	28	23,948	43,688	102,876	122,117	14,684	550	89	7	13
AVG	22.2	20.6	36.0	35.0	33.0	31.2	27.7	23.4	22.4	22.4	21.2	21.2	31.3	27.6	23.1	21.6	20.9	25.9	22.9	21.7	20.5	20.2	20.7	20.7	20.5	20.7

OFFICERS: AVE/ 24.2

ENLISTED: AVE/ 21.7

Number of Military Retirees Receiving Retired Pay as of September 30, 2014 by Rank and Years of Service

YOS	NAVY												DISABILITY ONLY													
	TOTAL	UNK	O-10	O-9	O-8	O-7	O-6	O-5	O-4	O-3	O-2	O-1	W-5	W-4	W-3	W-2	W-1	E-9	E-8	E-7	E-6	E-5	E-4	E-3	E-2	E-1
0	122	1	0	0	0	0	1	1	2	4	0	2	0	0	1	0	0	0	4	7	11	4	7	21	36	20
1	646	3	0	0	0	0	0	1	1	7	6	36	0	0	0	0	0	0	2	5	10	79	239	214	43	
2	1,156	3	0	0	0	0	1	0	6	18	65	25	0	0	1	0	0	0	3	11	28	347	511	126	11	
3	1,383	3	0	0	0	0	0	0	7	37	114	17	0	0	0	0	0	0	1	9	183	595	360	54	3	
4	1,436	0	0	0	0	0	2	3	2	91	89	14	0	0	0	0	0	1	1	1	14	435	587	183	11	2
5	871	0	0	0	0	0	0	2	7	111	28	2	0	0	1	0	0	1	1	3	33	351	272	54	5	0
6	698	0	0	0	0	0	2	1	12	95	6	3	0	0	0	0	0	0	1	4	63	341	150	20	0	0
7	598	0	0	0	0	0	1	1	11	85	7	1	0	0	0	0	0	2	0	8	113	270	90	8	1	0
8	612	0	0	0	0	0	0	0	15	74	4	3	0	1	0	0	0	0	2	4	153	279	66	11	0	0
9	519	0	0	0	0	0	1	0	23	75	4	1	0	0	0	1	0	0	0	6	152	206	43	6	1	0
10	507	0	0	0	0	0	2	1	44	53	4	0	0	1	0	0	0	3	0	24	157	186	28	3	1	0
11	442	0	0	0	0	0	0	7	36	26	6	1	0	0	1	2	0	0	1	32	165	149	13	3	0	0
12	453	0	0	0	0	0	1	5	42	35	4	0	0	0	1	1	0	0	4	39	209	103	7	2	0	0
13	391	0	0	0	0	0	1	9	27	22	8	1	0	0	0	1	0	0	5	48	189	76	4	0	0	0
14	386	0	0	0	0	0	2	8	35	17	1	2	0	0	0	0	0	1	3	60	174	80	3	0	0	0
15	306	0	0	0	0	0	1	12	25	19	2	0	0	1	0	1	1	0	5	52	142	41	3	1	0	0
16	275	0	0	0	0	0	1	13	22	16	0	0	0	0	0	0	0	1	5	54	135	27	1	0	0	0
17	234	0	0	0	0	0	1	8	19	12	1	0	0	0	0	1	0	3	4	51	108	25	1	0	0	0
18	178	0	0	0	0	0	0	10	9	6	2	1	0	1	1	1	0	3	11	37	72	24	0	0	0	0
19	201	0	0	0	0	0	1	7	9	4	0	0	0	0	2	0	0	0	21	51	93	13	0	0	0	0
20	4,055	0	0	0	0	0	7	83	97	82	8	0	0	7	33	28	0	98	386	1,225	1,785	203	11	2	0	0
21	1,009	0	0	0	0	0	6	45	51	40	1	0	0	10	17	6	0	46	160	340	258	27	2	0	0	0
22	547	0	0	0	0	0	10	42	29	37	0	0	0	8	14	10	0	44	90	183	74	6	0	0	0	0
23	397	0	0	0	0	0	15	33	19	24	1	0	0	9	13	5	0	48	74	121	34	1	0	0	0	0
24	307	0	0	0	0	0	22	32	23	18	0	0	0	4	5	5	0	49	60	76	11	2	0	0	0	0
25	167	0	0	0	0	0	14	18	13	7	0	0	0	8	3	0	0	26	37	37	4	0	0	0	0	0
26	196	0	0	0	0	0	25	13	16	5	0	0	0	15	4	0	0	49	36	27	6	0	0	0	0	0
27	161	0	0	0	0	0	15	10	14	5	0	0	0	11	0	1	0	47	28	27	3	0	0	0	0	0
28	135	0	0	0	0	0	27	14	11	3	0	0	0	12	0	0	0	31	22	14	1	0	0	0	0	0
29	102	0	0	0	1	0	20	13	12	1	0	0	0	6	1	0	0	28	9	10	0	1	0	0	0	0
30	147	0	0	0	0	0	36	13	11	3	0	0	0	10	3	0	0	49	14	7	1	0	0	0	0	0
31	43	0	0	0	1	0	15	5	1	0	0	0	0	2	2	0	0	10	4	2	1	0	0	0	0	0
32	21	0	0	0	0	0	9	1	0	0	0	0	0	1	0	0	0	8	1	0	1	0	0	0	0	0
33	8	0	0	1	1	0	2	1	0	0	0	0	0	2	0	0	0	1	0	0	0	0	0	0	0	0
34	12	0	0	0	0	0	6	3	0	0	0	0	0	0	0	0	0	3	0	0	0	0	0	0	0	0
35	8	0	0	2	1	1	1	2	0	0	0	0	0	0	0	0	0	1	0	0	0	0	0	0	0	0
36	4	0	0	0	0	0	2	0	0	0	0	0	0	0	0	0	0	1	0	1	0	0	0	0	0	0
37	2	0	0	0	0	0	1	0	0	0	0	0	0	0	0	0	0	0	0	1	0	0	0	0	0	0
38	2	0	0	0	0	0	1	0	0	0	0	0	0	0	0	0	0	1	0	0	0	0	0	0	0	0
39	0	0	0	0	0	0	0	0	0	0	0	0	0	0	0	0	0	0	0	0	0	0	0	0	0	0
40	1	0	0	0	0	0	1	0	0	0	0	0	0	0	0	0	0	0	0	0	0	0	0	0	0	0
41	2	0	0	0	0	1	1	0	0	0	0	0	0	0	0	0	0	0	0	0	0	0	0	0	0	0
42	0	0	0	0	0	0	0	0	0	0	0	0	0	0	0	0	0	0	0	0	0	0	0	0	0	0
43+	0	0	0	0	0	0	0	0	0	0	0	0	0	0	0	0	0	0	0	0	0	0	0	0	0	0
UNK	17	0	0	0	0	0	0	0	0	0	0	2	0	0	0	0	0	0	0	0	0	0	0	2	13	
TOT	18,757	10	0	3	4	2	254	417	651	1,032	361	111	0	109	103	63	1	555	989	2,558	4,187	3,071	2,309	1,424	451	92
AVG	13.3	2.3	0.0	34.8	32.5	38.5	26.7	21.9	17.2	11.3	5.2	3.5	0.0	25.6	21.8	20.7	15.5	24.9	22.0	20.3	16.8	9.0	4.7	3.2	2.1	1.5

OFFICERS: AVE/ 15.3

ENLISTED: AVE/ 12.9

Number of Military Retirees Receiving Retired Pay as of September 30, 2014 by Rank and Years of Service

YOS	MARINE CORPS											ALL RETIREES EXCLUDING RESERVE RETIRED														
	TOTAL	UNK	O-10	O-9	O-8	O-7	O-6	O-5	O-4	O-3	O-2	O-1	W-5	W-4	W-3	W-2	W-1	E-9	E-8	E-7	E-6	E-5	E-4	E-3	E-2	E-1
0	272	0	0	0	0	0	0	0	0	0	3	0	0	0	0	0	0	0	1	1	1	5	34	140	87	
1	1,230	0	0	0	0	0	0	0	0	0	25	24	0	0	0	0	0	0	2	20	300	588	218	53		
2	1,497	0	0	0	0	0	0	0	0	6	96	13	0	0	0	0	0	1	1	149	567	545	87	32		
3	1,248	0	0	0	0	0	0	0	0	30	78	5	0	0	0	0	0	0	7	215	493	370	35	15		
4	1,043	0	0	0	0	0	0	0	1	58	33	3	0	0	0	0	0	0	14	272	482	159	20	1		
5	687	0	0	0	0	0	0	0	5	51	16	0	0	0	0	0	0	3	20	288	251	45	5	3		
6	474	0	0	0	0	0	0	0	0	34	5	0	0	0	1	0	0	6	32	267	101	25	2	0		
7	457	0	0	0	0	0	1	0	3	54	2	1	0	2	0	0	1	0	3	62	256	59	9	2	2	
8	457	0	0	0	0	0	0	1	5	38	5	2	0	0	0	0	0	10	93	250	46	7	0	0		
9	360	0	0	0	0	0	0	0	2	31	2	3	0	0	0	0	1	0	10	113	181	13	3	1	0	
10	304	0	0	0	0	0	1	1	14	21	4	2	0	1	0	1	1	4	3	12	120	114	5	0	0	
11	265	0	0	0	0	0	1	3	9	17	3	1	0	0	0	1	0	1	2	26	127	66	6	1	0	1
12	241	0	0	0	0	0	1	5	16	19	2	0	0	0	0	0	0	1	1	34	108	50	4	0	0	0
13	214	0	0	0	0	0	0	2	18	12	1	0	1	1	1	2	0	1	2	37	105	30	0	0	0	1
14	174	0	0	0	0	0	0	2	15	10	0	0	0	0	1	2	0	2	4	44	80	14	0	0	0	0
15	390	0	0	0	0	0	1	3	50	19	0	0	0	0	2	4	0	0	5	71	231	4	0	0	0	0
16	386	0	0	0	0	0	1	3	49	17	0	0	0	0	3	0	1	0	10	92	208	2	0	0	0	0
17	308	0	0	0	0	0	1	6	43	11	0	0	0	0	2	2	0	1	9	90	139	3	0	0	1	0
18	312	0	0	0	0	0	4	11	78	20	2	0	1	1	1	5	0	0	19	69	98	3	0	0	0	0
19	3,731	0	0	0	0	0	1	17	104	239	63	3	0	0	1	24	2	47	800	1,704	675	49	2	0	0	0
20	43,270	4	0	0	0	2	36	2,084	4,320	1,705	172	2	2	251	747	512	31	303	8,071	16,863	7,945	191	12	9	1	7
21	10,431	2	0	0	0	0	83	1,184	734	469	56	0	8	157	308	94	11	342	3,913	2,916	128	21	3	1	0	1
22	8,272	0	0	0	0	1	98	1,040	503	328	25	0	13	178	194	47	5	523	3,349	1,935	28	3	1	0	0	1
23	4,357	0	0	1	0	0	90	734	339	238	6	0	14	146	109	25	1	540	1,890	210	9	2	0	2	0	1
24	3,553	0	0	0	0	1	166	570	282	125	4	0	18	152	45	10	0	671	1,415	90	2	0	1	1	0	0
25	2,558	0	0	0	0	1	308	376	206	80	3	0	22	111	25	4	0	609	759	52	2	0	0	0	0	0
26	3,157	2	0	0	1	2	492	293	177	70	0	0	39	145	19	0	0	1,106	788	22	1	0	0	0	0	0
27	2,134	0	0	0	0	3	442	204	119	42	2	0	36	95	9	1	0	734	443	3	1	0	0	0	0	0
28	1,633	0	0	0	1	10	381	219	105	27	0	0	41	57	5	0	0	721	65	1	0	0	0	0	0	0
29	1,217	3	0	0	1	17	334	128	66	18	0	0	50	46	3	1	0	532	17	0	1	0	0	0	0	0
30	4,280	2	0	1	1	32	679	230	123	52	0	0	142	111	1	1	0	2,896	9	0	0	0	0	0	0	0
31	441	3	0	3	9	18	201	66	15	3	0	0	15	7	0	0	0	101	0	0	0	0	0	0	0	0
32	207	0	0	5	10	7	81	49	8	2	0	0	7	5	0	0	0	33	0	0	0	0	0	0	0	0
33	122	2	1	4	18	6	50	16	7	0	0	0	1	3	0	0	0	14	0	0	0	0	0	0	0	0
34	99	0	3	10	24	2	39	9	0	0	0	0	1	5	0	0	0	5	1	0	0	0	0	0	0	0
35	74	0	4	14	22	2	17	13	1	0	0	0	0	1	0	0	0	0	0	0	0	0	0	0	0	0
36	61	2	5	13	11	0	14	11	2	1	0	0	0	0	0	0	0	2	0	0	0	0	0	0	0	0
37	40	0	7	9	7	0	10	5	0	0	0	0	0	0	0	0	0	2	0	0	0	0	0	0	0	0
38	29	0	2	7	6	1	8	5	0	0	0	0	0	0	0	0	0	0	0	0	0	0	0	0	0	0
39	14	0	0	7	0	0	4	2	0	0	0	0	0	0	0	0	0	1	0	0	0	0	0	0	0	0
40	14	0	5	2	0	0	3	4	0	0	0	0	0	0	0	0	0	0	0	0	0	0	0	0	0	0
41	5	0	1	2	0	0	2	0	0	0	0	0	0	0	0	0	0	0	0	0	0	0	0	0	0	0
42	4	0	0	0	0	0	3	1	0	0	0	0	0	0	0	0	0	0	0	0	0	0	0	0	0	0
43+	3	0	0	0	0	0	2	1	0	0	0	0	0	0	0	0	0	0	0	0	0	0	0	0	0	0
UNK	56	0	0	0	0	0	0	1	52	0	0	0	0	0	0	0	0	0	1	1	0	0	1	0	0	0
TOT	100,081	20	28	78	111	105	3,555	7,299	7,471	3,847	605	62	411	1,475	1,477	736	52	9,195	21,575	24,306	10,354	2,451	2,351	1,800	512	205
AVG	20.9	28.1	37.3	36.0	34.5	30.3	28.1	23.3	21.6	20.2	13.1	4.6	28.3	24.5	21.5	20.8	20.7	27.2	22.0	20.7	19.4	8.3	4.0	2.8	1.8	2.6

OFFICERS: AVE/ 22.9

ENLISTED: AVE/ 20.1

Number of Military Retirees Receiving Retired Pay as of September 30, 2014 by Rank and Years of Service

YOS	MARINE CORPS												NON DISABILITY EXCLUDING RESERVE RETIRED													
	TOTAL	UNK	O-10	O-9	O-8	O-7	O-6	O-5	O-4	O-3	O-2	O-1	W-5	W-4	W-3	W-2	W-1	E-9	E-8	E-7	E-6	E-5	E-4	E-3	E-2	E-1
0	0	0	0	0	0	0	0	0	0	0	0	0	0	0	0	0	0	0	0	0	0	0	0	0	0	0
1	0	0	0	0	0	0	0	0	0	0	0	0	0	0	0	0	0	0	0	0	0	0	0	0	0	0
2	0	0	0	0	0	0	0	0	0	0	0	0	0	0	0	0	0	0	0	0	0	0	0	0	0	0
3	0	0	0	0	0	0	0	0	0	0	0	0	0	0	0	0	0	0	0	0	0	0	0	0	0	0
4	0	0	0	0	0	0	0	0	0	0	0	0	0	0	0	0	0	0	0	0	0	0	0	0	0	0
5	0	0	0	0	0	0	0	0	0	0	0	0	0	0	0	0	0	0	0	0	0	0	0	0	0	0
6	0	0	0	0	0	0	0	0	0	0	0	0	0	0	0	0	0	0	0	0	0	0	0	0	0	0
7	0	0	0	0	0	0	0	0	0	0	0	0	0	0	0	0	0	0	0	0	0	0	0	0	0	0
8	0	0	0	0	0	0	0	0	0	0	0	0	0	0	0	0	0	0	0	0	0	0	0	0	0	0
9	0	0	0	0	0	0	0	0	0	0	0	0	0	0	0	0	0	0	0	0	0	0	0	0	0	0
10	0	0	0	0	0	0	0	0	0	0	0	0	0	0	0	0	0	0	0	0	0	0	0	0	0	0
11	0	0	0	0	0	0	0	0	0	0	0	0	0	0	0	0	0	0	0	0	0	0	0	0	0	0
12	0	0	0	0	0	0	0	0	0	0	0	0	0	0	0	0	0	0	0	0	0	0	0	0	0	0
13	0	0	0	0	0	0	0	0	0	0	0	0	0	0	0	0	0	0	0	0	0	0	0	0	0	0
14	0	0	0	0	0	0	0	0	0	0	0	0	0	0	0	0	0	0	0	0	0	0	0	0	0	0
15	268	0	0	0	0	0	0	1	37	14	0	0	0	0	1	0	0	1	36	178	0	0	0	0	0	0
16	273	0	0	0	0	0	0	0	41	13	0	0	0	1	0	0	0	48	170	0	0	0	0	0	0	0
17	203	0	0	0	0	0	0	2	40	4	0	0	0	1	0	0	0	2	49	105	0	0	0	0	0	0
18	235	0	0	0	0	0	1	9	71	14	2	0	1	1	0	3	0	5	45	83	0	0	0	0	0	0
19	3,685	0	0	0	0	0	0	14	100	235	62	3	0	0	24	2	47	796	1,685	666	49	2	0	0	0	0
20	42,088	4	0	0	0	2	35	2,049	4,268	1,627	163	2	2	241	729	504	31	278	7,718	16,414	7,804	188	12	9	1	7
21	10,144	2	0	0	0	0	82	1,168	706	440	52	0	8	155	297	90	10	327	3,810	2,854	119	19	3	1	0	1
22	8,077	0	0	0	0	1	97	1,026	492	313	25	0	12	170	190	45	5	498	3,272	1,900	26	3	1	0	0	1
23	4,241	0	0	1	0	0	88	716	331	228	6	0	12	144	105	25	1	518	1,853	199	9	2	0	2	0	1
24	3,460	0	0	0	0	1	162	557	273	118	4	0	17	147	45	10	0	649	1,384	89	2	0	1	1	0	0
25	2,504	0	0	0	0	1	304	373	202	78	3	0	21	108	24	3	0	592	743	50	2	0	0	0	0	0
26	3,084	2	0	0	1	2	481	288	172	69	0	0	37	141	19	0	0	1,070	780	21	1	0	0	0	0	0
27	2,082	0	0	0	0	3	434	202	116	42	2	0	35	93	9	1	0	708	433	3	1	0	0	0	0	0
28	1,600	0	0	0	1	10	377	213	105	25	0	0	40	55	5	0	0	704	64	1	0	0	0	0	0	0
29	1,188	3	0	0	1	17	326	124	63	15	0	0	50	46	3	1	0	521	17	0	1	0	0	0	0	0
30	4,226	2	0	1	1	30	668	222	120	51	0	0	141	109	1	0	0	2,872	8	0	0	0	0	0	0	0
31	427	3	0	3	9	18	196	65	14	3	0	0	15	6	0	0	0	95	0	0	0	0	0	0	0	0
32	205	0	0	5	10	7	80	48	8	2	0	0	7	5	0	0	0	33	0	0	0	0	0	0	0	0
33	119	2	1	4	18	6	48	16	7	0	0	0	1	3	0	0	0	13	0	0	0	0	0	0	0	0
34	99	0	3	10	24	2	39	9	0	0	0	0	1	5	0	0	0	5	1	0	0	0	0	0	0	0
35	70	0	3	13	22	2	16	12	1	0	0	0	0	1	0	0	0	0	0	0	0	0	0	0	0	0
36	60	2	4	13	11	0	14	11	2	1	0	0	0	0	0	0	0	2	0	0	0	0	0	0	0	0
37	40	0	7	9	7	0	10	5	0	0	0	0	0	0	0	0	0	2	0	0	0	0	0	0	0	0
38	28	0	2	6	6	1	8	5	0	0	0	0	0	0	0	0	0	0	0	0	0	0	0	0	0	0
39	14	0	0	7	0	0	4	2	0	0	0	0	0	0	0	0	0	1	0	0	0	0	0	0	0	0
40	14	0	5	2	0	0	3	4	0	0	0	0	0	0	0	0	0	0	0	0	0	0	0	0	0	0
41	5	0	1	2	0	0	2	0	0	0	0	0	0	0	0	0	0	0	0	0	0	0	0	0	0	0
42	4	0	0	0	0	0	3	1	0	0	0	0	0	0	0	0	0	0	0	0	0	0	0	0	0	0
43+	3	0	0	0	0	0	2	1	0	0	0	0	0	0	0	0	0	0	0	0	0	0	0	0	0	0
UNK	55	0	0	0	0	0	0	1	52	0	0	0	0	0	0	0	0	0	1	1	0	0	0	0	0	0
TOT	88,501	20	26	76	111	103	3,480	7,144	7,221	3,292	319	5	400	1,430	1,429	707	49	8,935	20,887	23,395	9,168	261	19	13	1	10
AVG	22.4	28.1	37.4	36.0	34.5	30.3	28.1	23.3	21.7	21.7	20.8	19.9	28.4	24.5	21.6	20.9	20.9	27.3	22.1	20.7	20.2	20.4	20.9	21.3	20.5	21.1

OFFICERS: AVE/ 23.4

ENLISTED: AVE/ 22.0

Number of Military Retirees Receiving Retired Pay as of September 30, 2014 by Rank and Years of Service

YOS	MARINE CORPS												DISABILITY ONLY													
	TOTAL	UNK	O-10	O-9	O-8	O-7	O-6	O-5	O-4	O-3	O-2	O-1	W-5	W-4	W-3	W-2	W-1	E-9	E-8	E-7	E-6	E-5	E-4	E-3	E-2	E-1
0	272	0	0	0	0	0	0	0	0	0	0	3	0	0	0	0	0	0	0	1	1	1	5	34	140	87
1	1,230	0	0	0	0	0	0	0	0	0	25	24	0	0	0	0	0	0	0	2	20	300	588	218	53	
2	1,497	0	0	0	0	0	0	0	0	6	96	13	0	0	0	0	0	0	1	1	149	567	545	87	32	
3	1,248	0	0	0	0	0	0	0	0	30	78	5	0	0	0	0	0	0	0	7	215	493	370	35	15	
4	1,043	0	0	0	0	0	0	0	1	58	33	3	0	0	0	0	0	0	0	14	272	482	159	20	1	
5	687	0	0	0	0	0	0	0	5	51	16	0	0	0	0	0	0	0	3	20	288	251	45	5	3	
6	474	0	0	0	0	0	0	0	0	34	5	0	0	0	1	0	0	1	0	6	32	267	101	25	2	0
7	457	0	0	0	0	0	1	0	3	54	2	1	0	2	0	0	0	1	0	3	62	256	59	9	2	2
8	457	0	0	0	0	0	0	1	5	38	5	2	0	0	0	0	0	0	10	93	250	46	7	0	0	
9	360	0	0	0	0	0	0	0	2	31	2	3	0	0	0	0	0	1	0	10	113	181	13	3	1	0
10	304	0	0	0	0	0	1	1	14	21	4	2	0	1	0	1	1	4	3	12	120	114	5	0	0	0
11	265	0	0	0	0	0	1	3	9	17	3	1	0	0	0	1	0	1	2	26	127	66	6	1	0	1
12	241	0	0	0	0	0	1	5	16	19	2	0	0	0	0	0	0	1	1	34	108	50	4	0	0	0
13	214	0	0	0	0	0	0	2	18	12	1	0	1	1	1	2	0	1	2	37	105	30	0	0	0	1
14	174	0	0	0	0	0	0	2	15	10	0	0	0	0	1	2	0	2	4	44	80	14	0	0	0	0
15	122	0	0	0	0	0	1	2	13	5	0	0	0	0	2	3	0	0	4	35	53	4	0	0	0	0
16	113	0	0	0	0	0	1	3	8	4	0	0	0	0	2	0	1	0	10	44	38	2	0	0	0	0
17	105	0	0	0	0	0	1	4	3	7	0	0	0	0	1	2	0	1	7	41	34	3	0	0	1	0
18	77	0	0	0	0	0	3	2	7	6	0	0	0	0	1	2	0	0	14	24	15	3	0	0	0	0
19	46	0	0	0	0	0	1	3	4	4	1	0	0	0	1	0	0	0	4	19	9	0	0	0	0	0
20	1,182	0	0	0	0	0	1	35	52	78	9	0	0	10	18	8	0	25	353	449	141	3	0	0	0	0
21	287	0	0	0	0	0	1	16	28	29	4	0	0	2	11	4	1	15	103	62	9	2	0	0	0	0
22	195	0	0	0	0	0	1	14	11	15	0	0	1	8	4	2	0	25	77	35	2	0	0	0	0	0
23	116	0	0	0	0	0	2	18	8	10	0	0	2	2	4	0	0	22	37	11	0	0	0	0	0	0
24	93	0	0	0	0	0	4	13	9	7	0	0	1	5	0	0	0	22	31	1	0	0	0	0	0	0
25	54	0	0	0	0	0	4	3	4	2	0	0	1	3	1	1	0	17	16	2	0	0	0	0	0	0
26	73	0	0	0	0	0	11	5	5	1	0	0	2	4	0	0	0	36	8	1	0	0	0	0	0	0
27	52	0	0	0	0	0	8	2	3	0	0	0	1	2	0	0	0	26	10	0	0	0	0	0	0	0
28	33	0	0	0	0	0	4	6	0	2	0	0	1	2	0	0	0	17	1	0	0	0	0	0	0	0
29	29	0	0	0	0	0	8	4	3	3	0	0	0	0	0	0	0	11	0	0	0	0	0	0	0	0
30	54	0	0	0	0	2	11	8	3	1	0	0	1	2	0	1	0	24	1	0	0	0	0	0	0	0
31	14	0	0	0	0	0	5	1	1	0	0	0	0	1	0	0	0	6	0	0	0	0	0	0	0	0
32	2	0	0	0	0	0	1	1	0	0	0	0	0	0	0	0	0	0	0	0	0	0	0	0	0	0
33	3	0	0	0	0	0	2	0	0	0	0	0	0	0	0	0	0	1	0	0	0	0	0	0	0	0
34	0	0	0	0	0	0	0	0	0	0	0	0	0	0	0	0	0	0	0	0	0	0	0	0	0	0
35	4	0	1	1	0	0	1	1	0	0	0	0	0	0	0	0	0	0	0	0	0	0	0	0	0	0
36	1	0	1	0	0	0	0	0	0	0	0	0	0	0	0	0	0	0	0	0	0	0	0	0	0	0
37	0	0	0	0	0	0	0	0	0	0	0	0	0	0	0	0	0	0	0	0	0	0	0	0	0	0
38	1	0	0	1	0	0	0	0	0	0	0	0	0	0	0	0	0	0	0	0	0	0	0	0	0	0
39	0	0	0	0	0	0	0	0	0	0	0	0	0	0	0	0	0	0	0	0	0	0	0	0	0	0
40	0	0	0	0	0	0	0	0	0	0	0	0	0	0	0	0	0	0	0	0	0	0	0	0	0	0
41	0	0	0	0	0	0	0	0	0	0	0	0	0	0	0	0	0	0	0	0	0	0	0	0	0	0
42	0	0	0	0	0	0	0	0	0	0	0	0	0	0	0	0	0	0	0	0	0	0	0	0	0	0
43+	0	0	0	0	0	0	0	0	0	0	0	0	0	0	0	0	0	0	0	0	0	0	0	0	0	0
UNK	1	0	0	0	0	0	0	0	0	0	0	0	0	0	0	0	0	0	0	0	0	0	1	0	0	0
TOT	11,580	0	2	2	0	2	75	155	250	555	286	57	11	45	48	29	3	260	688	911	1,186	2,190	2,332	1,787	511	195
AVG	9.0	0.0	36.0	37.0	0.0	30.5	26.2	22.1	17.9	11.8	4.5	3.3	24.8	22.7	20.2	18.9	16.2	24.9	21.2	18.4	12.7	6.8	3.8	2.7	1.8	1.6

OFFICERS: AVE/ 13.8

ENLISTED: AVE/ 8.2

Number of Military Retirees Receiving Retired Pay as of September 30, 2014 by Rank and Years of Service

YOS	AIR FORCE										ALL RETIREES EXCLUDING RESERVE RETIRED															
	TOTAL	UNK	O-10	O-9	O-8	O-7	O-6	O-5	O-4	O-3	O-2	O-1	W-5	W-4	W-3	W-2	W-1	E-9	E-8	E-7	E-6	E-5	E-4	E-3	E-2	E-1
0	187	4	0	0	0	0	0	1	0	2	4	8	0	0	0	0	0	0	0	1	2	6	12	51	53	43
1	432	0	0	0	0	0	0	1	3	20	23	25	0	0	0	0	0	0	4	10	7	13	18	265	39	4
2	764	0	0	0	0	0	1	2	9	31	75	11	0	0	0	0	0	2	4	17	20	28	219	333	10	2
3	875	0	0	0	0	0	1	3	11	56	60	2	0	0	0	0	0	3	6	13	21	55	550	87	6	1
4	907	0	0	0	0	0	0	5	8	117	19	1	0	0	0	0	0	2	6	21	29	111	542	43	3	0
5	718	0	0	0	0	0	1	6	12	97	7	3	0	0	0	0	0	2	4	36	37	190	308	15	0	0
6	649	0	0	0	0	0	0	9	9	110	4	1	0	0	0	0	0	2	9	29	36	245	189	6	0	0
7	715	0	0	0	0	0	0	11	23	126	5	0	0	0	0	0	0	6	12	40	38	308	141	5	0	0
8	633	0	0	0	0	0	4	9	30	92	1	2	0	0	0	0	0	4	10	30	48	323	79	1	0	0
9	570	0	0	0	0	0	4	8	33	85	1	0	0	0	0	0	0	5	11	26	53	297	47	0	0	0
10	571	0	0	0	0	0	1	11	48	87	2	0	0	0	0	0	0	3	13	22	76	285	21	2	0	0
11	568	0	0	0	0	0	2	8	58	62	2	2	0	0	0	0	0	6	9	28	120	263	8	0	0	0
12	537	0	0	0	0	0	1	16	48	62	0	0	0	0	0	0	0	2	6	31	125	242	4	0	0	0
13	476	0	0	0	0	0	6	19	61	39	0	0	0	0	0	0	0	2	5	41	161	138	4	0	0	0
14	540	0	0	0	0	0	2	9	57	36	3	0	0	0	0	0	0	5	8	41	226	150	3	0	0	0
15	3,988	0	0	0	0	0	7	34	834	280	2	0	0	0	0	0	0	6	26	381	1,532	880	6	0	0	0
16	4,037	0	0	0	0	0	4	33	946	234	1	1	0	0	0	0	0	4	19	543	1,482	767	3	0	0	0
17	4,738	0	0	0	0	0	4	70	972	244	4	0	0	0	0	0	0	5	33	956	1,694	750	6	0	0	0
18	4,860	0	0	0	0	0	4	201	443	214	1	0	0	0	0	0	0	6	65	1,460	1,882	577	6	1	0	0
19	3,974	0	0	0	0	0	7	243	385	179	2	1	0	0	0	0	0	5	89	1,385	1,280	387	11	0	0	0
20	254,945	0	0	1	6	6	1,201	18,793	22,131	5,312	113	16	0	30	9	2	6	1,956	11,080	88,291	87,047	18,589	329	16	6	5
21	56,201	0	0	0	2	6	759	7,179	4,263	1,448	21	5	0	14	1	1	3	1,154	5,406	26,993	8,548	380	15	0	1	2
22	51,553	0	0	2	2	6	1,041	7,252	2,264	1,131	19	1	0	17	1	0	1	1,785	6,324	25,574	5,959	166	5	1	0	2
23	33,157	1	0	1	2	1	1,435	4,513	1,472	831	12	1	0	10	1	0	1	1,593	4,481	15,334	3,401	61	4	1	0	1
24	35,763	1	0	1	1	7	2,265	3,401	1,334	670	8	2	0	12	0	0	0	1,773	4,375	20,807	1,063	40	3	0	0	0
25	16,402	0	0	0	5	15	2,455	2,595	771	410	3	0	0	8	1	0	1	1,445	3,012	5,551	121	7	1	1	0	0
26	28,793	0	0	0	0	16	4,735	1,855	540	253	7	0	0	27	1	0	0	3,976	8,168	9,166	42	7	0	0	0	0
27	10,712	0	1	1	8	52	2,978	1,258	380	111	2	0	0	11	1	0	0	2,538	2,809	507	48	7	0	0	0	0
28	10,153	0	0	1	14	88	2,209	1,908	249	37	0	0	0	12	0	0	0	2,310	3,024	288	13	0	0	0	0	0
29	5,519	0	0	4	17	122	1,856	709	160	20	1	0	0	8	0	0	0	2,278	281	55	7	1	0	0	0	0
30	11,602	0	0	6	70	141	3,423	530	160	18	5	0	0	31	0	0	0	6,874	279	58	7	0	0	0	0	0
31	1,539	0	1	18	86	65	620	264	44	5	0	0	0	0	0	0	0	409	13	13	1	0	0	0	0	0
32	886	0	3	28	110	39	333	178	29	3	0	0	0	0	0	0	0	149	4	8	1	1	0	0	0	0
33	666	0	8	47	106	24	222	105	7	0	0	0	0	0	0	0	0	143	3	1	0	0	0	0	0	0
34	381	0	7	63	62	11	152	66	6	0	0	0	0	0	0	0	0	11	1	2	0	0	0	0	0	0
35	309	0	28	47	36	8	121	63	3	0	0	0	0	0	0	0	0	3	0	0	0	0	0	0	0	0
36	168	0	17	21	16	5	79	29	0	0	0	0	0	0	0	0	0	1	0	0	0	0	0	0	0	0
37	116	0	11	6	6	5	60	25	1	0	0	0	0	0	0	0	0	1	1	0	0	0	0	0	0	0
38	72	0	11	8	8	2	31	12	0	0	0	0	0	0	0	0	0	0	0	0	0	0	0	0	0	0
39	41	0	3	0	3	0	27	8	0	0	0	0	0	0	0	0	0	0	0	0	0	0	0	0	0	0
40	26	0	3	1	1	0	16	5	0	0	0	0	0	0	0	0	0	0	0	0	0	0	0	0	0	0
41	16	0	1	0	3	0	9	2	1	0	0	0	0	0	0	0	0	0	0	0	0	0	0	0	0	0
42	8	0	0	0	3	0	5	0	0	0	0	0	0	0	0	0	0	0	0	0	0	0	0	0	0	0
43+	10	0	0	0	2	1	7	0	0	0	0	0	0	0	0	0	0	0	0	0	0	0	0	0	0	0
UNK	5,284	0	0	0	0	0	113	664	970	255	166	56	0	13	33	13	43	157	244	944	813	493	148	114	38	7
TOT	555,061	6	94	256	569	620	26,201	52,113	38,775	12,677	573	138	0	193	48	16	55	28,626	49,844	198,703	115,940	25,767	2,682	942	156	67
AVG	22.0	8.3	36.1	34.0	32.6	29.8	26.9	22.8	21.0	20.3	12.5	8.7	0.0	25.4	22.1	20.8	21.6	26.9	23.7	21.9	20.5	18.9	7.3	2.9	2.4	4.2

OFFICERS: AVE/ 22.9

ENLISTED: AVE/ 21.8

Number of Military Retirees Receiving Retired Pay as of September 30, 2014 by Rank and Years of Service

YOS	AIR FORCE								NON DISABLED RETIREES EXCLUDING RESERVE RETIRED																	
	TOTAL	UNK	O-10	O-9	O-8	O-7	O-6	O-5	O-4	O-3	O-2	O-1	W-5	W-4	W-3	W-2	W-1	E-9	E-8	E-7	E-6	E-5	E-4	E-3	E-2	E-1
0	0	0	0	0	0	0	0	0	0	0	0	0	0	0	0	0	0	0	0	0	0	0	0	0	0	0
1	0	0	0	0	0	0	0	0	0	0	0	0	0	0	0	0	0	0	0	0	0	0	0	0	0	0
2	0	0	0	0	0	0	0	0	0	0	0	0	0	0	0	0	0	0	0	0	0	0	0	0	0	0
3	0	0	0	0	0	0	0	0	0	0	0	0	0	0	0	0	0	0	0	0	0	0	0	0	0	0
4	0	0	0	0	0	0	0	0	0	0	0	0	0	0	0	0	0	0	0	0	0	0	0	0	0	0
5	0	0	0	0	0	0	0	0	0	0	0	0	0	0	0	0	0	0	0	0	0	0	0	0	0	0
6	0	0	0	0	0	0	0	0	0	0	0	0	0	0	0	0	0	0	0	0	0	0	0	0	0	0
7	0	0	0	0	0	0	0	0	0	0	0	0	0	0	0	0	0	0	0	0	0	0	0	0	0	0
8	0	0	0	0	0	0	0	0	0	0	0	0	0	0	0	0	0	0	0	0	0	0	0	0	0	0
9	0	0	0	0	0	0	0	0	0	0	0	0	0	0	0	0	0	0	0	0	0	0	0	0	0	0
10	0	0	0	0	0	0	0	0	0	0	0	0	0	0	0	0	0	0	0	0	0	0	0	0	0	0
11	0	0	0	0	0	0	0	0	0	0	0	0	0	0	0	0	0	0	0	0	0	0	0	0	0	0
12	0	0	0	0	0	0	0	0	0	0	0	0	0	0	0	0	0	0	0	0	0	0	0	0	0	0
13	0	0	0	0	0	0	0	0	0	0	0	0	0	0	0	0	0	0	0	0	0	0	0	0	0	0
14	0	0	0	0	0	0	0	0	0	0	0	0	0	0	0	0	0	0	0	0	0	0	0	0	0	0
15	3,469	0	0	0	0	0	0	19	781	247	1	0	0	0	0	0	1	14	315	1,323	764	4	0	0	0	
16	3,557	0	0	0	0	0	3	17	898	213	0	0	0	0	0	0	2	14	467	1,264	678	1	0	0	0	
17	4,206	0	0	0	0	0	0	46	931	224	1	0	0	0	0	0	2	22	851	1,452	671	6	0	0	0	
18	4,311	0	0	0	0	0	0	168	407	194	1	0	0	0	0	0	0	42	1,314	1,668	513	4	0	0	0	
19	3,477	0	0	0	0	0	1	217	334	165	2	0	0	0	0	0	3	70	1,239	1,091	345	10	0	0	0	
20	252,422	0	0	1	6	6	1,192	18,636	21,965	5,262	112	16	0	28	9	2	6	1,919	10,929	87,374	86,278	18,333	321	16	6	5
21	55,118	0	0	0	2	5	744	7,085	4,206	1,409	21	5	0	13	1	3	1,130	5,304	26,469	8,337	365	15	0	1	2	
22	50,788	0	0	2	2	6	1,019	7,173	2,226	1,097	19	1	0	17	1	0	1	1,750	6,248	25,195	5,866	157	5	1	0	2
23	32,605	0	0	1	2	1	1,405	4,461	1,443	817	11	1	0	10	1	0	1	1,562	4,402	15,062	3,360	59	4	1	0	1
24	35,425	1	0	1	1	7	2,235	3,357	1,317	660	8	2	0	11	0	0	0	1,741	4,315	20,676	1,053	38	2	0	0	0
25	16,187	0	0	0	5	15	2,436	2,561	764	407	3	0	0	7	1	0	1	1,416	2,963	5,484	115	7	1	1	0	0
26	28,559	0	0	0	0	16	4,693	1,824	531	249	7	0	0	25	1	0	0	3,935	8,116	9,115	40	7	0	0	0	0
27	10,580	0	1	1	7	52	2,956	1,229	372	111	2	0	0	8	1	0	0	2,505	2,781	502	47	5	0	0	0	0
28	10,048	0	0	1	14	87	2,188	1,887	241	36	0	0	0	12	0	0	0	2,279	3,006	284	13	0	0	0	0	0
29	5,443	0	0	4	16	119	1,825	700	158	19	1	0	0	8	0	0	0	2,257	274	54	7	1	0	0	0	0
30	11,523	0	0	6	69	140	3,401	521	157	17	5	0	0	28	0	0	0	6,842	275	56	6	0	0	0	0	0
31	1,516	0	1	18	84	65	609	260	44	5	0	0	0	0	0	0	0	405	13	11	1	0	0	0	0	0
32	875	0	3	28	110	39	329	175	29	3	0	0	0	0	0	0	0	146	4	7	1	1	0	0	0	0
33	656	0	8	47	106	24	216	101	7	0	0	0	0	0	0	0	0	143	3	1	0	0	0	0	0	0
34	376	0	7	62	61	11	150	65	6	0	0	0	0	0	0	0	0	11	1	2	0	0	0	0	0	0
35	306	0	28	47	36	8	118	63	3	0	0	0	0	0	0	0	0	3	0	0	0	0	0	0	0	0
36	167	0	17	21	16	5	78	29	0	0	0	0	0	0	0	0	0	1	0	0	0	0	0	0	0	0
37	116	0	11	6	6	5	60	25	1	0	0	0	0	0	0	0	0	1	1	0	0	0	0	0	0	0
38	72	0	11	8	8	2	31	12	0	0	0	0	0	0	0	0	0	0	0	0	0	0	0	0	0	0
39	41	0	3	0	3	0	27	8	0	0	0	0	0	0	0	0	0	0	0	0	0	0	0	0	0	0
40	26	0	3	1	1	0	16	5	0	0	0	0	0	0	0	0	0	0	0	0	0	0	0	0	0	0
41	16	0	1	0	3	0	9	2	1	0	0	0	0	0	0	0	0	0	0	0	0	0	0	0	0	0
42	8	0	0	0	3	0	5	0	0	0	0	0	0	0	0	0	0	0	0	0	0	0	0	0	0	0
43+	10	0	0	0	2	1	7	0	0	0	0	0	0	0	0	0	0	0	0	0	0	0	0	0	0	0
UNK	4,378	0	0	0	0	0	103	635	926	155	20	10	0	13	29	13	20	153	241	921	771	356	12	0	0	0
TOT	536,281	1	94	255	563	614	25,856	51,281	37,748	11,290	214	35	0	180	44	16	32	28,207	49,038	195,399	112,693	22,300	385	19	7	10
AVG	22.3	24.5	36.1	34.0	32.6	29.9	27.0	22.8	21.1	21.4	21.7	21.2	0.0	25.4	22.1	20.8	21.6	26.9	23.8	22.0	20.6	20.1	20.5	21.0	20.6	21.4

OFFICERS: AVE/ 23.1

ENLISTED: AVE/ 22.1

Number of Military Retirees Receiving Retired Pay as of September 30, 2014 by Rank and Years of Service

YOS	AIR FORCE												DISABILITY ONLY														
	TOTAL	UNK	O-10	O-9	O-8	O-7	O-6	O-5	O-4	O-3	O-2	O-1	W-5	W-4	W-3	W-2	W-1	E-9	E-8	E-7	E-6	E-5	E-4	E-3	E-2	E-1	
0	187	4	0	0	0	0	0	1	0	2	4	8	0	0	0	0	0	0	0	1	2	6	12	51	53	43	
1	432	0	0	0	0	0	0	1	3	20	23	25	0	0	0	0	0	0	4	10	7	13	18	265	39	4	
2	764	0	0	0	0	0	0	1	2	9	31	75	11	0	0	0	0	0	2	4	17	20	28	219	333	10	2
3	875	0	0	0	0	0	0	1	3	11	56	60	2	0	0	0	0	0	3	6	13	21	55	550	87	6	1
4	907	0	0	0	0	0	0	5	8	117	19	1	0	0	0	0	0	2	6	21	29	111	542	43	3	0	
5	718	0	0	0	0	0	0	6	12	97	7	3	0	0	0	0	0	2	4	36	37	190	308	15	0	0	
6	649	0	0	0	0	0	0	9	9	110	4	1	0	0	0	0	0	2	9	29	36	245	189	6	0	0	
7	715	0	0	0	0	0	0	11	23	126	5	0	0	0	0	0	0	6	12	40	38	308	141	5	0	0	
8	633	0	0	0	0	0	0	4	9	30	92	1	2	0	0	0	0	4	10	30	48	323	79	1	0	0	
9	570	0	0	0	0	0	4	8	33	85	1	0	0	0	0	0	0	5	11	26	53	297	47	0	0	0	
10	571	0	0	0	0	0	1	11	48	87	2	0	0	0	0	0	0	3	13	22	76	285	21	2	0	0	
11	568	0	0	0	0	0	2	8	58	62	2	2	0	0	0	0	0	6	9	28	120	263	8	0	0	0	
12	537	0	0	0	0	0	1	16	48	62	0	0	0	0	0	0	0	2	6	31	125	242	4	0	0	0	
13	476	0	0	0	0	0	6	19	61	39	0	0	0	0	0	0	0	2	5	41	161	138	4	0	0	0	
14	540	0	0	0	0	0	2	9	57	36	3	0	0	0	0	0	0	5	8	41	226	150	3	0	0	0	
15	519	0	0	0	0	0	7	15	53	33	1	0	0	0	0	0	0	5	12	66	209	116	2	0	0	0	
16	480	0	0	0	0	0	1	16	48	21	1	1	0	0	0	0	0	2	5	76	218	89	2	0	0	0	
17	532	0	0	0	0	0	4	24	41	20	3	0	0	0	0	0	0	3	11	105	242	79	0	0	0	0	
18	549	0	0	0	0	0	4	33	36	20	0	0	0	0	0	0	0	6	23	146	214	64	2	1	0	0	
19	497	0	0	0	0	0	6	26	51	14	0	1	0	0	0	0	0	2	19	146	189	42	1	0	0	0	
20	2,523	0	0	0	0	0	9	157	166	50	1	0	0	2	0	0	0	37	151	917	769	256	8	0	0	0	
21	1,083	0	0	0	0	1	15	94	57	39	0	0	0	1	0	0	0	24	102	524	211	15	0	0	0	0	
22	765	0	0	0	0	0	22	79	38	34	0	0	0	0	0	0	0	35	76	379	93	9	0	0	0	0	
23	552	1	0	0	0	0	30	52	29	14	1	0	0	0	0	0	0	31	79	272	41	2	0	0	0	0	
24	338	0	0	0	0	0	30	44	17	10	0	0	0	1	0	0	0	32	60	131	10	2	1	0	0	0	
25	215	0	0	0	0	0	19	34	7	3	0	0	0	1	0	0	0	29	49	67	6	0	0	0	0	0	
26	234	0	0	0	0	0	42	31	9	4	0	0	0	2	0	0	0	41	52	51	2	0	0	0	0	0	
27	132	0	0	0	1	0	22	29	8	0	0	0	0	3	0	0	0	33	28	5	1	2	0	0	0	0	
28	105	0	0	0	0	1	21	21	8	1	0	0	0	0	0	0	0	31	18	4	0	0	0	0	0	0	
29	76	0	0	0	1	3	31	9	2	1	0	0	0	0	0	0	0	21	7	1	0	0	0	0	0	0	
30	79	0	0	0	1	1	22	9	3	1	0	0	0	3	0	0	0	32	4	2	1	0	0	0	0	0	
31	23	0	0	0	2	0	11	4	0	0	0	0	0	0	0	0	0	4	0	2	0	0	0	0	0	0	
32	11	0	0	0	0	0	4	3	0	0	0	0	0	0	0	0	0	3	0	1	0	0	0	0	0	0	
33	10	0	0	0	0	0	6	4	0	0	0	0	0	0	0	0	0	0	0	0	0	0	0	0	0	0	
34	5	0	0	1	1	0	2	1	0	0	0	0	0	0	0	0	0	0	0	0	0	0	0	0	0	0	
35	3	0	0	0	0	0	3	0	0	0	0	0	0	0	0	0	0	0	0	0	0	0	0	0	0	0	
36	1	0	0	0	0	0	1	0	0	0	0	0	0	0	0	0	0	0	0	0	0	0	0	0	0	0	
37	0	0	0	0	0	0	0	0	0	0	0	0	0	0	0	0	0	0	0	0	0	0	0	0	0	0	
38	0	0	0	0	0	0	0	0	0	0	0	0	0	0	0	0	0	0	0	0	0	0	0	0	0	0	
39	0	0	0	0	0	0	0	0	0	0	0	0	0	0	0	0	0	0	0	0	0	0	0	0	0	0	
40	0	0	0	0	0	0	0	0	0	0	0	0	0	0	0	0	0	0	0	0	0	0	0	0	0	0	
41	0	0	0	0	0	0	0	0	0	0	0	0	0	0	0	0	0	0	0	0	0	0	0	0	0	0	
42	0	0	0	0	0	0	0	0	0	0	0	0	0	0	0	0	0	0	0	0	0	0	0	0	0	0	
43+	0	0	0	0	0	0	0	0	0	0	0	0	0	0	0	0	0	0	0	0	0	0	0	0	0	0	
UNK	906	0	0	0	0	0	10	29	44	100	146	46	0	0	4	0	23	4	3	23	42	137	136	114	38	7	
TOT	18,780	5	0	1	6	6	345	832	1,027	1,387	359	103	0	13	4	0	23	419	806	3,304	3,247	3,467	2,297	923	149	57	
AVG	14.0	5.1	0.0	34.5	30.8	28.2	24.9	20.6	16.3	10.4	4.0	3.1	0.0	26.1	0.0	0.0	0.0	23.4	20.9	19.8	16.7	11.1	5.0	2.4	1.3	0.7	

OFFICERS: AVE/ 15.1

ENLISTED: AVE/ 13.8

Number of Military Retirees Receiving Retired Pay as of September 30, 2014 by Rank and Years of Service

YOS	DOD TOTAL											ALL RETIREES EXCLUDING RESERVE RETIRED														
	TOTAL	UNK	O-10	O-9	O-8	O-7	O-6	O-5	O-4	O-3	O-2	O-1	W-5	W-4	W-3	W-2	W-1	E-9	E-8	E-7	E-6	E-5	E-4	E-3	E-2	E-1
0	1,416	10	0	0	0	0	1	3	2	12	16	36	0	0	1	0	0	0	4	10	21	42	122	319	604	213
1	5,744	6	0	0	0	0	0	4	11	48	144	154	0	1	1	1	5	0	5	20	52	310	1,857	2,232	760	133
2	8,455	5	0	0	0	0	2	7	38	216	563	105	0	0	2	52	6	3	10	39	166	1,136	3,778	1,936	318	73
3	8,442	7	0	0	0	0	1	13	42	419	536	64	0	0	2	39	3	4	19	54	194	1,492	4,287	1,065	147	54
4	7,794	1	0	0	1	0	3	20	47	664	264	39	0	2	3	25	4	7	28	93	314	2,364	3,303	512	77	23
5	6,207	3	0	0	0	0	5	26	50	597	115	16	0	4	6	32	2	11	36	164	484	2,607	1,826	182	24	17
6	5,707	3	0	0	0	0	9	27	81	526	58	9	2	4	10	30	4	21	70	170	760	2,613	1,180	104	17	9
7	5,142	1	0	0	0	0	4	42	103	522	46	3	0	9	11	34	3	32	85	199	1,053	2,147	785	43	13	7
8	4,766	0	0	0	0	1	10	47	134	421	29	9	0	7	11	28	0	32	82	269	1,242	1,882	504	45	7	6
9	4,143	0	0	0	0	0	15	34	140	388	19	6	1	5	11	32	5	31	80	253	1,332	1,484	282	19	5	1
10	3,771	0	0	0	0	0	13	50	200	330	21	4	0	14	12	33	2	32	91	307	1,272	1,199	180	9	2	0
11	3,312	0	0	0	0	0	10	47	187	245	23	5	2	4	16	37	3	30	70	383	1,215	922	98	8	2	5
12	3,047	0	0	0	0	0	9	58	224	214	18	2	1	10	19	26	0	17	60	414	1,159	749	61	5	0	1
13	2,652	0	0	0	0	0	14	65	219	142	18	3	4	8	16	44	1	11	79	432	1,033	511	46	4	1	1
14	2,571	0	0	0	0	0	9	54	219	131	7	2	0	9	16	33	1	27	58	507	1,058	415	24	1	0	0
15	14,828	0	0	0	0	0	66	241	1,784	591	22	0	2	19	62	105	2	46	267	2,228	5,847	3,517	27	2	0	0
16	12,818	0	0	0	1	0	45	193	2,431	451	13	2	0	27	47	94	2	33	267	2,594	5,046	1,556	16	0	0	0
17	13,987	0	0	0	0	0	37	274	2,447	406	13	1	2	20	63	115	2	32	316	3,398	5,359	1,489	10	0	2	1
18	13,896	0	0	0	0	0	50	429	1,676	348	15	1	3	25	57	84	0	52	525	4,137	5,282	1,200	9	1	1	1
19	13,372	0	0	0	0	0	42	463	1,393	535	79	5	2	13	59	108	4	94	1,291	4,839	3,712	711	20	1	0	1
20	738,022	1,298	0	8	12	16	4,226	45,116	51,913	11,901	602	37	194	3,209	8,780	5,643	101	6,965	65,293	246,320	247,219	37,878	1,078	138	23	52
21	163,377	20	0	0	9	13	2,272	18,369	9,755	3,455	177	8	100	1,436	2,957	1,129	29	4,915	28,153	68,070	21,123	1,247	112	11	2	15
22	136,145	9	0	2	6	11	2,692	17,668	5,691	2,751	79	3	98	1,478	2,202	742	12	6,662	26,254	57,543	11,757	430	42	3	2	8
23	83,341	2	0	3	9	12	3,378	11,607	3,943	1,937	43	2	115	1,328	1,269	354	6	5,913	17,229	29,864	6,163	141	12	5	1	5
24	85,068	1	0	2	6	22	5,235	8,600	3,448	1,547	33	2	111	1,404	908	193	1	6,417	17,289	37,992	1,771	73	9	2	0	2
25	40,540	1	0	0	13	30	5,926	6,159	2,388	987	14	0	121	1,078	486	86	1	5,114	9,062	8,672	371	21	9	1	0	0
26	62,075	2	0	1	12	58	11,219	4,598	1,840	646	21	0	176	1,505	445	48	1	9,930	18,976	12,419	161	15	1	1	0	0
27	28,394	0	1	3	23	92	7,810	3,062	1,453	364	11	0	169	1,000	221	20	0	6,610	5,908	1,530	103	14	0	0	0	0
28	24,172	0	1	3	33	194	6,431	3,951	1,068	154	2	1	173	849	137	15	0	5,913	4,542	654	50	1	0	0	0	0
29	16,316	3	1	9	51	251	5,613	1,606	742	98	3	0	178	803	101	6	0	5,307	1,280	226	34	3	1	0	0	0
30	39,155	6	1	19	158	409	10,810	1,640	1,294	187	8	0	439	2,137	149	4	0	20,107	1,216	521	49	1	0	0	0	0
31	5,766	5	2	40	231	242	2,289	748	146	18	1	0	231	186	18	1	0	1,356	159	85	7	1	0	0	0	0
32	3,294	1	8	82	301	170	1,066	504	81	7	0	0	129	110	6	0	0	745	54	27	2	1	0	0	0	0
33	2,119	3	16	138	349	90	676	314	32	1	0	0	76	61	0	0	0	334	20	7	1	0	1	0	0	0
34	1,547	0	28	154	301	49	513	225	18	1	0	0	62	47	0	0	0	136	6	6	1	0	0	0	0	0
35	1,206	0	60	170	173	29	318	254	6	0	0	0	50	34	0	0	0	108	3	1	0	0	0	0	0	0
36	663	2	37	102	92	14	230	78	5	1	0	0	43	17	0	0	0	38	2	2	0	0	0	0	0	0
37	436	0	42	60	40	12	182	51	1	0	0	0	25	5	0	0	0	16	1	1	0	0	0	0	0	0
38	347	0	27	41	28	7	169	31	1	0	0	0	28	6	0	0	0	5	2	2	0	0	0	0	0	0
39	173	0	13	20	9	3	78	19	1	0	0	0	17	1	0	0	0	9	1	2	0	0	0	0	0	0
40	125	0	11	6	3	0	64	14	0	0	0	0	19	3	0	0	0	1	2	2	0	0	0	0	0	0
41	60	0	2	5	6	1	32	4	1	0	0	0	7	2	0	0	0	0	0	0	0	0	0	0	0	0
42	47	0	0	0	4	0	29	4	0	0	0	0	7	1	0	0	0	2	0	0	0	0	0	0	0	0
43+	44	0	2	1	3	2	25	3	0	0	0	0	4	1	0	0	0	3	0	0	0	0	0	0	0	0
UNK	6,564	0	0	0	0	0	160	723	1,437	318	169	58	0	13	40	33	43	159	275	1,176	1,066	571	148	115	40	20
TOT	1,581,066	1,389	252	869	1,874	1,728	71,788	127,445	96,692	31,579	3,182	577	2,591	16,895	18,144	9,226	243	87,280	199,170	485,632	326,479	68,743	19,828	6,764	2,048	648
AVG	21.5	20.2	36.4	34.6	32.9	30.3	27.1	22.7	21.2	19.4	10.5	5.2	28.4	25.0	21.8	20.3	18.0	26.5	22.8	21.5	20.1	16.2	5.3	3.1	2.1	4.6

OFFICERS: AVE/ 22.9

ENLISTED: AVE/ 21.0

Number of Military Retirees Receiving Retired Pay as of September 30, 2014 by Rank and Years of Service

YOS	DOD TOTAL										NON DISABILITY RETIREES EXCLUDING RESERVE RETIRED															
	TOTAL	UNK	O-10	O-9	O-8	O-7	O-6	O-5	O-4	O-3	O-2	O-1	W-5	W-4	W-3	W-2	W-1	E-9	E-8	E-7	E-6	E-5	E-4	E-3	E-2	E-1
0	0	0	0	0	0	0	0	0	0	0	0	0	0	0	0	0	0	0	0	0	0	0	0	0	0	0
1	0	0	0	0	0	0	0	0	0	0	0	0	0	0	0	0	0	0	0	0	0	0	0	0	0	0
2	0	0	0	0	0	0	0	0	0	0	0	0	0	0	0	0	0	0	0	0	0	0	0	0	0	0
3	0	0	0	0	0	0	0	0	0	0	0	0	0	0	0	0	0	0	0	0	0	0	0	0	0	0
4	0	0	0	0	0	0	0	0	0	0	0	0	0	0	0	0	0	0	0	0	0	0	0	0	0	0
5	0	0	0	0	0	0	0	0	0	0	0	0	0	0	0	0	0	0	0	0	0	0	0	0	0	0
6	0	0	0	0	0	0	0	0	0	0	0	0	0	0	0	0	0	0	0	0	0	0	0	0	0	0
7	0	0	0	0	0	0	0	0	0	0	0	0	0	0	0	0	0	0	0	0	0	0	0	0	0	0
8	0	0	0	0	0	0	0	0	0	0	0	0	0	0	0	0	0	0	0	0	0	0	0	0	0	0
9	0	0	0	0	0	0	0	0	0	0	0	0	0	0	0	0	0	0	0	0	0	0	0	0	0	0
10	0	0	0	0	0	0	0	0	0	0	0	0	0	0	0	0	0	0	0	0	0	0	0	0	0	0
11	0	0	0	0	0	0	0	0	0	0	0	0	0	0	0	0	0	0	0	0	0	0	0	0	0	0
12	0	0	0	0	0	0	0	0	0	0	0	0	0	0	0	0	0	0	0	0	0	0	0	0	0	0
13	0	0	0	0	0	0	0	0	0	0	0	0	0	0	0	0	0	0	0	0	0	0	0	0	0	0
14	0	0	0	0	0	0	0	0	0	0	0	0	0	0	0	0	0	0	0	0	0	0	0	0	0	0
15	12,670	0	0	0	0	0	48	184	1,605	475	15	1	11	45	75	0	33	196	1,741	5,015	3,219	7	0	0	0	
16	10,828	0	0	0	1	0	36	125	2,286	361	9	0	0	17	30	72	0	20	179	2,064	4,261	1,363	4	0	0	
17	12,182	0	0	0	0	0	25	197	2,339	341	6	0	1	14	47	100	1	18	233	2,884	4,661	1,309	6	0	0	
18	12,208	0	0	0	0	0	34	348	1,572	298	13	0	3	19	30	68	0	41	391	3,615	4,711	1,057	6	0	1	
19	11,958	0	0	0	0	0	26	387	1,294	496	76	3	1	10	36	94	3	85	1,154	4,369	3,278	627	18	0	0	
20	726,889	1,298	0	7	12	16	4,186	44,667	51,457	11,629	575	36	192	3,147	8,624	5,545	101	6,759	63,887	242,300	243,852	37,340	1,051	136	22	
21	159,315	20	0	9	12	2,231	18,104	9,561	3,326	164	8	99	1,386	2,864	1,101	28	4,778	27,434	66,447	20,419	1,188	108	11	2		
22	133,442	9	0	2	6	10	2,633	17,426	5,563	2,643	77	3	95	1,431	2,146	718	12	6,502	25,703	56,516	11,487	408	40	3		
23	81,479	1	0	3	9	12	3,300	11,440	3,860	1,880	41	2	110	1,284	1,231	341	6	5,744	16,824	29,194	6,041	133	12	5		
24	83,786	1	0	2	6	21	5,153	8,460	3,392	1,500	33	2	108	1,364	884	184	1	6,257	16,989	37,623	1,727	67	8	2		
25	39,720	1	0	0	13	30	5,864	6,058	2,352	971	14	0	120	1,039	479	82	1	4,988	8,855	8,471	354	20	7	1		
26	61,292	2	0	1	12	57	11,105	4,534	1,802	631	21	0	174	1,464	437	47	1	9,741	18,789	12,307	150	15	1	1		
27	27,836	0	1	3	21	92	7,729	3,001	1,427	357	11	0	166	965	217	18	0	6,455	5,778	1,487	96	12	0	0		
28	23,741	0	1	3	33	191	6,346	3,894	1,047	148	2	1	171	818	135	15	0	5,793	4,463	632	47	1	0	0		
29	16,017	3	1	9	49	247	5,536	1,574	721	93	2	0	178	787	99	6	0	5,211	1,254	212	32	2	1	0		
30	38,763	6	1	19	157	401	10,712	1,606	1,275	182	8	0	435	2,111	145	3	0	19,959	1,188	507	47	1	0	0		
31	5,650	5	2	40	228	240	2,246	737	144	18	1	0	229	178	16	1	0	1,326	153	80	5	1	0	0		
32	3,237	1	8	82	301	170	1,044	498	81	7	0	0	128	103	6	0	0	730	50	26	1	1	0	0		
33	2,086	3	16	136	348	88	661	309	32	1	0	0	73	58	0	0	0	332	20	7	1	0	1	0		
34	1,521	0	28	153	298	49	504	221	18	1	0	0	61	47	0	0	0	130	5	5	1	0	0	0		
35	1,186	0	59	167	171	28	311	251	6	0	0	0	49	33	0	0	0	107	3	1	0	0	0	0		
36	653	2	36	102	91	14	226	78	5	1	0	0	42	16	0	0	0	37	2	1	0	0	0	0		
37	431	0	42	60	39	12	181	51	1	0	0	0	24	4	0	0	0	16	1	0	0	0	0	0		
38	342	0	27	40	28	7	167	31	1	0	0	0	28	5	0	0	0	4	2	2	0	0	0	0		
39	172	0	13	20	9	3	78	19	1	0	0	0	16	1	0	0	0	9	1	2	0	0	0	0		
40	122	0	11	6	3	0	62	14	0	0	0	0	18	3	0	0	0	1	2	2	0	0	0	0		
41	58	0	2	5	6	0	31	4	1	0	0	0	7	2	0	0	0	0	0	0	0	0	0	0		
42	47	0	0	0	4	0	29	4	0	0	0	0	7	1	0	0	0	2	0	0	0	0	0	0		
43+	44	0	2	1	3	2	25	3	0	0	0	0	4	1	0	0	0	3	0	0	0	0	0	0		
UNK	5,640	0	0	0	0	0	150	694	1,393	218	23	10	0	13	36	33	20	155	272	1,153	1,024	434	12	0	0	
TOT	1,473,315	1,352	250	861	1,857	1,702	70,679	124,919	93,236	25,577	1,091	65	2,540	16,332	17,507	8,503	174	85,236	193,828	471,648	307,210	47,198	1,282	159	27	
AVG	22.2	20.7	36.4	34.6	33.0	30.3	27.1	22.8	21.4	21.7	21.2	21.1	28.5	25.1	21.9	21.0	21.0	26.5	22.8	21.6	20.5	20.0	20.7	20.8	20.7	

OFFICERS: AVE/ 23.4

ENLISTED: AVE/ 21.8

Number of Military Retirees Receiving Retired Pay as of September 30, 2014 by Rank and Years of Service

YOS	DOD TOTAL												DISABILITY ONLY														
	TOTAL	UNK	O-10	O-9	O-8	O-7	O-6	O-5	O-4	O-3	O-2	O-1	W-5	W-4	W-3	W-2	W-1	E-9	E-8	E-7	E-6	E-5	E-4	E-3	E-2	E-1	
0	1,416	10	0	0	0	0	1	3	2	12	16	36	0	0	1	0	0	0	4	10	21	42	122	319	604	213	
1	5,744	6	0	0	0	0	0	4	11	48	144	154	0	1	1	1	5	0	5	20	52	310	1,857	2,232	760	133	
2	8,455	5	0	0	0	0	2	7	38	216	563	105	0	0	2	52	6	3	10	39	166	1,136	3,778	1,936	318	73	
3	8,442	7	0	0	0	0	1	13	42	419	536	64	0	0	2	39	3	4	19	54	194	1,492	4,287	1,065	147	54	
4	7,794	1	0	0	1	0	3	20	47	664	264	39	0	2	3	25	4	7	28	93	314	2,364	3,303	512	77	23	
5	6,207	3	0	0	0	0	5	26	50	597	115	16	0	4	6	32	2	11	36	164	484	2,607	1,826	182	24	17	
6	5,707	3	0	0	0	0	9	27	81	526	58	9	2	4	10	30	4	21	70	170	760	2,613	1,180	104	17	9	
7	5,142	1	0	0	0	0	4	42	103	522	46	3	0	9	11	34	3	32	85	199	1,053	2,147	785	43	13	7	
8	4,766	0	0	0	0	1	10	47	134	421	29	9	0	7	11	28	0	32	82	269	1,242	1,882	504	45	7	6	
9	4,143	0	0	0	0	0	15	34	140	388	19	6	1	5	11	32	5	31	80	253	1,332	1,484	282	19	5	1	
10	3,771	0	0	0	0	0	13	50	200	330	21	4	0	14	12	33	2	32	91	307	1,272	1,199	180	9	2	0	
11	3,312	0	0	0	0	0	10	47	187	245	23	5	2	4	16	37	3	30	70	383	1,215	922	98	8	2	5	
12	3,047	0	0	0	0	0	9	58	224	214	18	2	1	10	19	26	0	17	60	414	1,159	749	61	5	0	1	
13	2,652	0	0	0	0	0	14	65	219	142	18	3	4	8	16	44	1	11	79	432	1,033	511	46	4	1	1	
14	2,571	0	0	0	0	0	9	54	219	131	7	2	0	9	16	33	1	27	58	507	1,058	415	24	1	0	0	
15	2,158	0	0	0	0	0	18	57	179	116	7	0	1	8	17	30	2	13	71	487	832	298	20	2	0	0	
16	1,990	0	0	0	0	0	9	68	145	90	4	2	0	10	17	22	2	13	88	530	785	193	12	0	0	0	
17	1,805	0	0	0	0	0	12	77	108	65	7	1	1	6	16	15	1	14	83	514	698	180	4	0	2	1	
18	1,688	0	0	0	0	0	16	81	104	50	2	1	0	6	27	16	0	11	134	522	571	143	3	1	0	0	
19	1,414	0	0	0	0	0	16	76	99	39	3	2	1	3	23	14	1	9	137	470	434	84	2	1	0	0	
20	11,133	0	0	1	0	0	40	449	456	272	27	1	2	62	156	98	0	206	1,406	4,020	3,367	538	27	2	1	2	
21	4,062	0	0	0	0	1	41	265	194	129	13	0	1	50	93	28	1	137	719	1,623	704	59	4	0	0	0	
22	2,703	0	0	0	0	1	59	242	128	108	2	0	3	47	56	24	0	160	551	1,027	270	22	2	0	1	0	
23	1,862	1	0	0	0	0	78	167	83	57	2	0	5	44	38	13	0	169	405	670	122	8	0	0	0	0	
24	1,282	0	0	0	0	1	82	140	56	47	0	0	3	40	24	9	0	160	300	369	44	6	1	0	0	0	
25	820	0	0	0	0	0	62	101	36	16	0	0	1	39	7	4	0	126	207	201	17	1	2	0	0	0	
26	783	0	0	0	0	1	114	64	38	15	0	0	2	41	8	1	0	189	187	112	11	0	0	0	0	0	
27	558	0	0	0	2	0	81	61	26	7	0	0	3	35	4	2	0	155	130	43	7	2	0	0	0	0	
28	431	0	0	0	0	3	85	57	21	6	0	0	2	31	2	0	0	120	79	22	3	0	0	0	0	0	
29	299	0	0	0	2	4	77	32	21	5	1	0	0	16	2	0	0	96	26	14	2	1	0	0	0	0	
30	392	0	0	0	1	8	98	34	19	5	0	0	4	26	4	1	0	148	28	14	2	0	0	0	0	0	
31	116	0	0	0	3	2	43	11	2	0	0	0	2	8	2	0	0	30	6	5	2	0	0	0	0	0	
32	57	0	0	0	0	0	22	6	0	0	0	0	1	7	0	0	0	15	4	1	1	0	0	0	0	0	
33	33	0	0	2	1	2	15	5	0	0	0	0	3	3	0	0	0	2	0	0	0	0	0	0	0	0	0
34	26	0	0	1	3	0	9	4	0	0	0	0	1	0	0	0	0	6	1	1	0	0	0	0	0	0	0
35	20	0	1	3	2	1	7	3	0	0	0	0	1	1	0	0	0	1	0	0	0	0	0	0	0	0	0
36	10	0	1	0	1	0	4	0	0	0	0	0	1	1	0	0	0	1	0	1	0	0	0	0	0	0	0
37	5	0	0	0	1	0	1	0	0	0	0	0	1	1	0	0	0	0	1	0	0	0	0	0	0	0	0
38	5	0	0	1	0	0	2	0	0	0	0	0	0	1	0	0	0	1	0	0	0	0	0	0	0	0	0
39	1	0	0	0	0	0	0	0	0	0	0	0	1	0	0	0	0	0	0	0	0	0	0	0	0	0	0
40	3	0	0	0	0	0	2	0	0	0	0	0	1	0	0	0	0	0	0	0	0	0	0	0	0	0	0
41	2	0	0	0	0	1	1	0	0	0	0	0	0	0	0	0	0	0	0	0	0	0	0	0	0	0	0
42	0	0	0	0	0	0	0	0	0	0	0	0	0	0	0	0	0	0	0	0	0	0	0	0	0	0	0
43+	0	0	0	0	0	0	0	0	0	0	0	0	0	0	0	0	0	0	0	0	0	0	0	0	0	0	0
UNK	924	0	0	0	0	0	10	29	44	100	146	48	0	0	4	0	23	4	3	23	42	137	136	115	40	20	
TOT	107,751	37	2	8	17	26	1,109	2,526	3,456	6,002	2,091	512	51	563	637	723	69	2,044	5,342	13,984	19,269	21,545	18,546	6,605	2,021	566	
AVG	11.1	3.3	36.0	33.4	30.9	29.2	24.7	19.8	15.5	9.6	4.6	3.3	24.4	22.5	18.8	12.8	7.9	23.2	20.3	18.3	13.8	8.0	4.3	2.7	1.9	2.2	

OFFICERS: AVE/ 13.4

ENLISTED: AVE/ 10.6

Number of Military Retirees Retired as of September 30, 2014 and Receiving Retired Pay by Rank and Average Monthly Gross/Net\$\$

*******(ARMY)*******

RANK/GROUPING	<u>ALL RETIREES INCLUDING RESERVES</u>			<u>ALL RETIREES EXCLUDING RESERVES</u>			<u>RESERVE RETIREES ONLY</u>			<u>NON-DISABILITY INCLUDING RESERVES</u>			<u>NON-DISABILITY EXCLUDING RESERVES</u>			<u>DISABILITY RETIREES ONLY</u>		
	NUMBER	MONTHLY AVG		NUMBER	MONTHLY AVG		NUMBER	MONTHLY AVG		NUMBER	MONTHLY AVG		NUMBER	MONTHLY AVG		NUMBER	MONTHLY AVG	
		NET	GROSS		NET	GROSS		NET	GROSS		NET	GROSS		NET	GROSS		NET	GROSS
O-10	76	12,234	13,120	76	12,234	13,120	0	0	0	76	12,234	13,120	76	12,234	13,120	0	0	0
O-9	328	10,631	11,378	321	10,732	11,480	7	6,030	6,668	326	10,646	11,395	319	10,748	11,499	2	8,182	8,569
O-8	1,171	6,811	7,287	605	9,354	9,952	566	4,093	4,440	1,164	6,801	7,277	598	9,364	9,962	7	8,553	9,024
O-7	1,477	5,184	5,525	636	7,891	8,349	841	3,137	3,389	1,461	5,150	5,491	620	7,882	8,342	16	8,253	8,621
O-6	41,027	4,704	4,989	24,454	6,290	6,648	16,573	2,364	2,541	40,592	4,692	4,971	24,019	6,299	6,648	435	5,812	6,659
O-5	71,575	3,280	3,479	44,148	4,207	4,444	27,427	1,788	1,925	70,453	3,272	3,457	43,026	4,218	4,435	1,122	3,772	4,813
O-4	39,148	2,533	2,726	25,676	3,151	3,391	13,472	1,356	1,457	37,620	2,538	2,682	24,148	3,197	3,366	1,528	2,427	3,789
O-3	12,419	1,807	2,174	7,038	2,316	2,897	5,381	1,141	1,229	9,391	1,861	1,971	4,010	2,827	2,968	3,028	1,638	2,803
O-2	1,739	1,276	1,742	1,338	1,402	1,989	401	854	920	654	1,437	1,522	253	2,362	2,477	1,085	1,178	1,875
O-1	325	1,034	1,334	263	1,131	1,489	62	624	675	84	984	1,049	22	2,001	2,102	241	1,052	1,434
ALL COMMISSIONED	169,285	3,379	3,617	104,555	4,342	4,641	64,730	1,823	1,961	161,821	3,429	3,628	97,091	4,499	4,739	7,464	2,300	3,373
W-5	3,086	4,203	4,502	2,022	5,031	5,352	1,064	2,628	2,887	3,046	4,201	4,493	1,982	5,044	5,356	40	4,372	5,183
W-4	18,355	2,745	2,927	11,158	3,457	3,667	7,197	1,640	1,780	17,959	2,733	2,905	10,762	3,464	3,657	396	3,259	3,951
W-3	15,789	2,286	2,445	13,343	2,490	2,662	2,446	1,173	1,262	15,307	2,290	2,430	12,861	2,503	2,651	482	2,158	2,936
W-2	7,896	1,892	2,072	6,732	2,056	2,254	1,164	944	1,014	7,265	1,942	2,060	6,101	2,133	2,259	631	1,315	2,210
W-1	232	1,109	1,314	107	1,516	1,912	125	760	801	190	1,163	1,238	65	1,939	2,078	42	860	1,656
ALL WARRANT	45,358	2,527	2,709	33,362	2,877	3,077	11,996	1,556	1,688	43,767	2,542	2,702	31,771	2,915	3,084	1,591	2,119	2,923
ALL OFFICERS	214,643	3,199	3,425	137,917	3,988	4,263	76,726	1,781	1,919	205,588	3,240	3,431	128,862	4,108	4,331	9,055	2,269	3,294
E-9	33,666	2,882	3,055	24,956	3,405	3,597	8,710	1,384	1,501	32,856	2,882	3,041	24,146	3,423	3,597	810	2,886	3,595
E-8	111,752	1,964	2,110	83,074	2,281	2,445	28,678	1,049	1,139	108,893	1,961	2,092	80,215	2,288	2,433	2,859	2,079	2,791
E-7	196,261	1,626	1,775	157,189	1,810	1,977	39,072	885	959	189,050	1,631	1,757	149,978	1,826	1,965	7,211	1,489	2,240
E-6	112,608	1,093	1,273	73,881	1,338	1,583	38,727	626	680	101,959	1,121	1,224	63,232	1,424	1,557	10,649	827	1,742
E-5	40,161	660	972	22,770	771	1,287	17,391	514	559	27,344	731	803	9,953	1,109	1,231	12,817	508	1,330
E-4	14,293	393	881	11,936	396	973	2,357	378	411	2,685	455	495	328	1,003	1,099	11,608	379	970
E-3	2,544	361	703	2,509	361	707	35	356	386	73	601	674	38	828	941	2,471	354	703
E-2	932	408	620	922	410	623	10	263	293	22	446	529	12	599	726	910	407	622
E-1	297	449	674	271	456	701	26	369	394	75	521	614	49	601	731	222	424	695
ALL ENLISTED	512,514	1,546	1,726	377,508	1,805	2,024	135,006	821	891	462,957	1,625	1,745	327,951	1,956	2,097	49,557	809	1,541
UNKNOWN RANK	24	536	692	23	505	663	1	1,254	1,358	2	1,714	1,842	1	2,174	2,325	22	429	588
ALL RETIREES	727,181	2,034	2,227	515,448	2,389	2,623	211,733	1,169	1,263	668,547	2,122	2,264	456,814	2,563	2,727	58,634	1,034	1,811

Number of Military Retirees Retired as of September 30, 2014 and Receiving Retired Pay by Rank and Average Monthly Gross/Net\$\$

*******(NAVY)*******

RANK/GROUPING	<u>ALL RETIREES INCLUDING RESERVES</u>			<u>ALL RETIREES EXCLUDING RESERVES</u>			<u>RESERVE RETIREES ONLY</u>			<u>NON-DISABILITY INCLUDING RESERVES</u>			<u>NON-DISABILITY EXCLUDING RESERVES</u>			<u>DISABILITY RETIREES ONLY</u>		
	NUMBER	MONTHLY AVG		NUMBER	MONTHLY AVG		NUMBER	MONTHLY AVG		NUMBER	MONTHLY AVG		NUMBER	MONTHLY AVG		NUMBER	MONTHLY AVG	
		NET	GROSS		NET	GROSS		NET	GROSS		NET	GROSS		NET	GROSS		NET	GROSS
O-10	54	12,708	13,537	54	12,708	13,537	0	0	0	54	12,708	13,537	54	12,708	13,537	0	0	0
O-9	216	11,079	11,765	214	11,116	11,806	2	7,121	7,432	213	11,112	11,798	211	11,150	11,840	3	8,770	9,424
O-8	771	8,079	8,519	589	9,315	9,809	182	4,078	4,346	767	8,074	8,515	585	9,317	9,812	4	9,084	9,273
O-7	414	7,484	7,964	367	7,994	8,496	47	3,505	3,805	412	7,477	7,956	365	7,989	8,491	2	8,934	9,494
O-6	29,773	4,759	5,003	17,578	6,392	6,693	12,195	2,404	2,567	29,519	4,748	4,990	17,324	6,398	6,695	254	6,033	6,490
O-5	36,328	3,467	3,629	23,885	4,341	4,528	12,443	1,789	1,904	35,911	3,461	3,618	23,468	4,347	4,526	417	4,010	4,645
O-4	31,270	3,057	3,198	24,770	3,485	3,641	6,500	1,425	1,509	30,619	3,063	3,192	24,119	3,504	3,646	651	2,774	3,472
O-3	9,187	2,723	2,915	8,017	2,966	3,178	1,170	1,056	1,111	8,155	2,846	2,968	6,985	3,146	3,279	1,032	1,745	2,493
O-2	698	1,749	1,979	666	1,798	2,038	32	728	751	337	2,268	2,342	305	2,430	2,509	361	1,264	1,640
O-1	115	1,105	1,360	114	1,109	1,366	1	602	617	4	1,650	1,656	3	2,000	2,002	111	1,085	1,349
ALL COMMISSIONED	108,826	3,694	3,880	76,254	4,445	4,657	32,572	1,935	2,061	105,991	3,722	3,897	73,419	4,515	4,711	2,835	2,634	3,261
W-5	159	6,033	6,350	158	6,057	6,375	1	2,203	2,401	159	6,033	6,350	158	6,057	6,375	0	0	0
W-4	4,827	3,599	3,761	4,069	3,998	4,170	758	1,456	1,565	4,718	3,600	3,761	3,960	4,011	4,181	109	3,523	3,781
W-3	3,466	2,666	2,799	3,276	2,751	2,887	190	1,193	1,268	3,363	2,672	2,799	3,173	2,761	2,891	103	2,457	2,792
W-2	1,827	2,147	2,249	1,742	2,206	2,311	85	938	988	1,764	2,149	2,247	1,679	2,211	2,311	63	2,090	2,313
W-1	30	1,595	1,610	29	1,609	1,622	1	1,195	1,275	29	1,615	1,631	28	1,630	1,643	1	1,021	1,021
ALL WARRANT	10,309	3,060	3,203	9,274	3,249	3,397	1,035	1,366	1,463	10,033	3,067	3,207	8,998	3,263	3,408	276	2,789	3,067
ALL OFFICERS	119,135	3,639	3,822	85,528	4,315	4,521	33,607	1,917	2,042	116,024	3,666	3,837	82,417	4,378	4,569	3,111	2,648	3,244
E-9	26,217	3,109	3,248	24,503	3,223	3,364	1,714	1,478	1,585	25,662	3,112	3,250	23,948	3,229	3,369	555	2,959	3,171
E-8	47,673	2,269	2,387	44,677	2,343	2,463	2,996	1,169	1,252	46,684	2,272	2,387	43,688	2,347	2,465	989	2,142	2,382
E-7	115,294	1,806	1,915	105,434	1,885	1,998	9,860	956	1,020	112,736	1,809	1,914	102,876	1,891	2,000	2,558	1,666	1,934
E-6	140,454	1,356	1,472	126,304	1,433	1,556	14,150	673	715	136,267	1,364	1,471	122,117	1,444	1,559	4,187	1,099	1,474
E-5	22,216	970	1,110	17,755	1,087	1,255	4,461	503	535	19,145	1,029	1,120	14,684	1,189	1,298	3,071	595	1,045
E-4	3,078	554	800	2,859	569	831	219	370	390	769	812	856	550	988	1,041	2,309	469	781
E-3	1,522	417	620	1,513	418	621	9	317	350	98	774	834	89	821	883	1,424	393	605
E-2	458	405	522	458	405	522	0	0	0	7	756	846	7	756	846	451	400	517
E-1	106	403	541	105	404	544	1	237	243	14	591	668	13	618	700	92	374	522
ALL ENLISTED	357,018	1,716	1,834	323,608	1,808	1,933	33,410	817	871	341,382	1,746	1,855	307,972	1,847	1,962	15,636	1,043	1,368
UNKNOWN RANK	1,347	1,187	1,343	1,340	1,189	1,346	7	679	716	1,337	1,193	1,349	1,330	1,196	1,353	10	317	492
ALL RETIREES	477,500	2,194	2,328	410,476	2,329	2,470	67,024	1,369	1,458	458,743	2,230	2,355	391,719	2,378	2,508	18,757	1,308	1,679

Number of Military Retirees Retired as of September 30, 2014 and Receiving Retired Pay by Rank and Average Monthly Gross/Net\$\$

*******(MARINE CORPS)*******

RANK/GROUPING	<u>ALL RETIREES INCLUDING RESERVES</u>			<u>ALL RETIREES EXCLUDING RESERVES</u>			<u>RESERVE RETIREES ONLY</u>			<u>NON-DISABILITY INCLUDING RESERVES</u>			<u>NON-DISABILITY EXCLUDING RESERVES</u>			<u>DISABILITY RETIREES ONLY</u>		
	NUMBER	MONTHLY AVG		NUMBER	MONTHLY AVG		NUMBER	MONTHLY AVG		NUMBER	MONTHLY AVG		NUMBER	MONTHLY AVG		NUMBER	MONTHLY AVG	
		NET	GROSS		NET	GROSS		NET	GROSS		NET	GROSS		NET	GROSS		NET	GROSS
O-10	28	12,580	13,414	28	12,580	13,414	0	0	0	26	12,727	13,598	26	12,727	13,598	2	10,665	11,025
O-9	79	11,239	11,998	78	11,268	12,036	1	9,022	9,022	77	11,295	12,057	76	11,325	12,097	2	9,092	9,725
O-8	137	8,733	9,288	111	9,661	10,275	26	4,771	5,074	137	8,733	9,288	111	9,661	10,275	0	0	0
O-7	119	7,514	7,865	105	7,939	8,308	14	4,329	4,548	117	7,502	7,859	103	7,933	8,309	2	8,216	8,216
O-6	5,157	5,287	5,565	3,555	6,550	6,878	1,602	2,483	2,653	5,082	5,274	5,550	3,480	6,559	6,884	75	6,147	6,597
O-5	9,094	3,875	4,064	7,299	4,386	4,593	1,795	1,796	1,914	8,939	3,869	4,051	7,144	4,390	4,588	155	4,227	4,827
O-4	8,250	3,221	3,381	7,471	3,408	3,576	779	1,430	1,518	8,000	3,235	3,377	7,221	3,429	3,578	250	2,798	3,509
O-3	3,868	2,929	3,112	3,847	2,937	3,120	21	1,552	1,602	3,313	3,084	3,177	3,292	3,093	3,187	555	2,006	2,723
O-2	605	1,905	2,249	605	1,905	2,249	0	0	0	319	2,454	2,522	319	2,454	2,522	286	1,293	1,944
O-1	62	981	1,370	62	981	1,370	0	0	0	5	2,123	2,123	5	2,123	2,123	57	880	1,304
ALL COMMISSIONED	27,399	3,830	4,035	23,161	4,163	4,381	4,238	2,015	2,149	26,015	3,903	4,084	21,777	4,271	4,461	1,384	2,460	3,121
W-5	480	4,538	4,780	411	4,942	5,200	69	2,133	2,280	469	4,548	4,781	400	4,965	5,212	11	4,101	4,770
W-4	1,920	3,017	3,163	1,475	3,485	3,641	445	1,465	1,580	1,875	3,016	3,157	1,430	3,499	3,647	45	3,051	3,431
W-3	1,560	2,437	2,596	1,477	2,515	2,679	83	1,048	1,114	1,512	2,447	2,593	1,429	2,528	2,679	48	2,116	2,699
W-2	769	2,085	2,224	736	2,142	2,283	33	827	888	740	2,098	2,215	707	2,157	2,277	29	1,758	2,448
W-1	52	1,968	2,034	52	1,968	2,034	0	0	0	49	2,003	2,063	49	2,003	2,063	3	1,396	1,569
ALL WARRANT	4,781	2,819	2,977	4,151	3,027	3,192	630	1,450	1,559	4,645	2,829	2,976	4,015	3,045	3,198	136	2,494	3,030
ALL OFFICERS	32,180	3,680	3,878	27,312	3,990	4,200	4,868	1,942	2,072	30,660	3,741	3,916	25,792	4,080	4,264	1,520	2,463	3,113
E-9	10,167	3,374	3,523	9,195	3,588	3,742	972	1,343	1,450	9,907	3,382	3,528	8,935	3,603	3,755	260	3,066	3,319
E-8	22,779	2,165	2,284	21,575	2,229	2,350	1,204	1,026	1,103	22,091	2,168	2,284	20,887	2,234	2,352	688	2,072	2,290
E-7	24,980	1,718	1,849	24,306	1,741	1,873	674	884	959	24,069	1,728	1,847	23,395	1,752	1,872	911	1,460	1,894
E-6	10,523	1,358	1,535	10,354	1,368	1,548	169	720	788	9,337	1,421	1,541	9,168	1,434	1,555	1,186	857	1,490
E-5	2,453	555	1,184	2,451	554	1,185	2	959	1,008	263	1,218	1,297	261	1,220	1,300	2,190	475	1,171
E-4	2,351	299	901	2,351	299	901	0	0	0	19	1,014	1,109	19	1,014	1,109	2,332	293	899
E-3	1,800	252	699	1,800	252	699	0	0	0	13	936	965	13	936	965	1,787	247	697
E-2	512	288	524	512	288	524	0	0	0	1	733	733	1	733	733	511	287	524
E-1	205	387	542	205	387	542	0	0	0	10	779	828	10	779	828	195	367	528
ALL ENLISTED	75,770	1,895	2,070	72,749	1,929	2,108	3,021	1,079	1,165	65,710	2,079	2,201	62,689	2,127	2,251	10,060	691	1,213
UNKNOWN RANK	31	4,726	5,006	20	5,875	6,145	11	2,638	2,937	31	4,726	5,006	20	5,875	6,145	0	0	0
ALL RETIREES	107,981	2,428	2,610	100,081	2,492	2,679	7,900	1,613	1,726	96,401	2,608	2,747	88,501	2,697	2,839	11,580	923	1,463

Number of Military Retirees Retired as of September 30, 2014 and Receiving Retired Pay by Rank and Average Monthly Gross/Net\$\$

*******(AIR FORCE)*******

RANK/GROUPING	<u>ALL RETIREES INCLUDING RESERVES</u>			<u>ALL RETIREES EXCLUDING RESERVES</u>			<u>RESERVE RETIREES ONLY</u>			<u>NON-DISABILITY INCLUDING RESERVES</u>			<u>NON-DISABILITY EXCLUDING RESERVES</u>			<u>DISABILITY RETIREES ONLY</u>		
	NUMBER	MONTHLY AVG		NUMBER	MONTHLY AVG		NUMBER	MONTHLY AVG		NUMBER	MONTHLY AVG		NUMBER	MONTHLY AVG		NUMBER	MONTHLY AVG	
		NET	GROSS		NET	GROSS		NET	GROSS		NET	GROSS		NET	GROSS		NET	GROSS
O-10	94	12,167	13,039	94	12,167	13,039	0	0	0	94	12,167	13,039	94	12,167	13,039	0	0	0
O-9	260	10,520	11,262	256	10,573	11,315	4	7,138	7,863	259	10,529	11,270	255	10,582	11,324	1	8,237	9,199
O-8	926	7,620	8,102	569	9,434	9,983	357	4,729	5,105	920	7,609	8,094	563	9,435	9,989	6	9,324	9,419
O-7	1,266	5,661	6,021	620	7,775	8,216	646	3,633	3,914	1,260	5,648	6,008	614	7,768	8,211	6	8,421	8,684
O-6	32,736	5,522	5,810	26,201	6,201	6,511	6,535	2,797	2,998	32,391	5,518	5,803	25,856	6,205	6,512	345	5,911	6,418
O-5	70,488	3,694	3,873	52,113	4,287	4,481	18,375	2,011	2,149	69,656	3,689	3,863	51,281	4,290	4,477	832	4,101	4,705
O-4	45,694	3,009	3,164	38,775	3,285	3,450	6,919	1,466	1,561	44,667	3,019	3,156	37,748	3,304	3,449	1,027	2,568	3,496
O-3	13,818	2,643	2,845	12,677	2,747	2,958	1,141	1,487	1,587	12,431	2,742	2,876	11,290	2,868	3,006	1,387	1,760	2,569
O-2	658	1,571	1,828	573	1,643	1,925	85	1,085	1,174	299	2,027	2,132	214	2,401	2,513	359	1,192	1,574
O-1	164	1,186	1,368	138	1,258	1,465	26	803	851	61	1,402	1,465	35	1,847	1,921	103	1,058	1,310
ALL COMMISSIONED	166,104	3,820	4,020	132,016	4,267	4,481	34,088	2,090	2,235	162,038	3,847	4,034	127,950	4,315	4,513	4,066	2,750	3,468
W-5	0	0	0	0	0	0	0	0	0	0	0	0	0	0	0	0	0	0
W-4	205	3,653	3,712	193	3,789	3,848	12	1,468	1,533	192	3,625	3,682	180	3,768	3,826	13	4,072	4,153
W-3	54	2,181	2,218	48	2,310	2,343	6	1,154	1,217	50	2,184	2,221	44	2,325	2,358	4	2,146	2,178
W-2	57	1,378	1,466	16	1,855	1,895	41	1,192	1,298	57	1,378	1,466	16	1,855	1,895	0	0	0
W-1	57	1,575	1,596	55	1,603	1,623	2	809	854	34	1,739	1,770	32	1,797	1,827	23	1,334	1,340
ALL WARRANT	373	2,775	2,829	312	3,077	3,124	61	1,230	1,322	333	2,831	2,888	272	3,190	3,239	40	2,305	2,338
ALL OFFICERS	166,477	3,817	4,017	132,328	4,264	4,478	34,149	2,088	2,233	162,371	3,845	4,032	128,222	4,312	4,511	4,106	2,746	3,457
E-9	36,408	3,049	3,220	28,626	3,440	3,621	7,782	1,609	1,747	35,989	3,048	3,218	28,207	3,445	3,624	419	3,096	3,437
E-8	60,622	2,278	2,419	49,844	2,501	2,651	10,778	1,244	1,347	59,816	2,277	2,415	49,038	2,505	2,650	806	2,286	2,679
E-7	229,570	1,795	1,925	198,703	1,917	2,055	30,867	1,008	1,086	226,266	1,795	1,921	195,399	1,920	2,053	3,304	1,743	2,153
E-6	133,234	1,362	1,475	115,940	1,462	1,584	17,294	694	744	129,987	1,370	1,472	112,693	1,473	1,584	3,247	1,069	1,597
E-5	27,950	1,085	1,225	25,767	1,128	1,277	2,183	577	614	24,483	1,146	1,235	22,300	1,202	1,296	3,467	655	1,153
E-4	2,720	543	841	2,682	545	846	38	416	462	423	917	1,003	385	967	1,056	2,297	474	811
E-3	943	473	674	942	473	675	1	201	201	20	804	927	19	836	965	923	466	669
E-2	156	425	553	156	425	553	0	0	0	7	811	838	7	811	838	149	407	539
E-1	67	519	595	67	519	595	0	0	0	10	754	770	10	754	770	57	477	565
ALL ENLISTED	491,670	1,780	1,911	422,727	1,903	2,043	68,943	1,020	1,100	477,001	1,800	1,923	408,058	1,932	2,061	14,669	1,108	1,533
UNKNOWN RANK	7	1,477	1,649	6	1,256	1,457	1	2,800	2,800	2	2,908	2,935	1	3,016	3,070	5	904	1,135
ALL RETIREES	658,154	2,295	2,444	555,061	2,466	2,624	103,093	1,374	1,476	639,374	2,319	2,458	536,281	2,501	2,647	18,780	1,465	1,954

Number of Military Retirees Retired as of September 30, 2014 and Receiving Retired Pay by Rank and Average Monthly Gross/Net\$\$

*******(ALL DOD)*******

RANK/GROUPING	<u>ALL RETIREES INCLUDING RESERVES</u>			<u>ALL RETIREES EXCLUDING RESERVES</u>			<u>RESERVE RETIREES ONLY</u>			<u>NON-DISABILITY INCLUDING RESERVES</u>			<u>NON-DISABILITY EXCLUDING RESERVES</u>			<u>DISABILITY RETIREES ONLY</u>		
	NUMBER	MONTHLY AVG		NUMBER	MONTHLY AVG		NUMBER	MONTHLY AVG		NUMBER	MONTHLY AVG		NUMBER	MONTHLY AVG		NUMBER	MONTHLY AVG	
		NET	GROSS		NET	GROSS		NET	GROSS		NET	GROSS		NET	GROSS		NET	GROSS
O-10	252	12,349	13,212	252	12,349	13,212	0	0	0	250	12,363	13,229	250	12,363	13,229	2	10,665	11,025
O-9	883	10,763	11,494	869	10,828	11,562	14	6,716	7,287	875	10,782	11,515	861	10,848	11,583	8	8,637	9,257
O-8	3,005	7,473	7,946	1,874	9,384	9,935	1,131	4,307	4,649	2,988	7,465	7,938	1,857	9,388	9,942	17	8,950	9,222
O-7	3,276	5,744	6,110	1,728	7,874	8,330	1,548	3,366	3,631	3,250	5,723	6,089	1,702	7,867	8,325	26	8,341	8,672
O-6	108,693	4,993	5,267	71,788	6,296	6,620	36,905	2,459	2,635	107,584	4,983	5,254	70,679	6,302	6,621	1,109	5,916	6,541
O-5	187,485	3,501	3,685	127,445	4,275	4,483	60,040	1,857	1,989	184,959	3,495	3,670	124,919	4,282	4,478	2,526	3,948	4,750
O-4	124,362	2,885	3,049	96,692	3,310	3,493	27,670	1,402	1,497	120,906	2,895	3,032	93,236	3,338	3,488	3,456	2,561	3,622
O-3	39,292	2,426	2,676	31,579	2,730	3,020	7,713	1,181	1,265	33,290	2,553	2,673	25,577	2,967	3,098	6,002	1,719	2,688
O-2	3,700	1,520	1,885	3,182	1,624	2,037	518	884	951	1,609	1,922	2,006	1,091	2,415	2,506	2,091	1,211	1,792
O-1	666	1,079	1,350	577	1,141	1,446	89	676	726	154	1,204	1,264	65	1,928	2,002	512	1,041	1,376
ALL COMMISSIONED	471,614	3,633	3,844	335,986	4,323	4,564	135,628	1,923	2,060	455,865	3,673	3,861	320,237	4,414	4,624	15,749	2,491	3,355
W-5	3,725	4,324	4,617	2,591	5,080	5,390	1,134	2,598	2,850	3,674	4,324	4,610	2,540	5,095	5,396	51	4,314	5,094
W-4	25,307	2,935	3,111	16,895	3,593	3,788	8,412	1,614	1,750	24,744	2,927	3,093	16,332	3,603	3,785	563	3,312	3,881
W-3	20,869	2,360	2,514	18,144	2,539	2,703	2,725	1,170	1,258	20,232	2,365	2,503	17,507	2,551	2,696	637	2,203	2,890
W-2	10,549	1,948	2,110	9,226	2,091	2,267	1,323	948	1,018	9,826	1,988	2,101	8,503	2,150	2,270	723	1,401	2,229
W-1	371	1,340	1,482	243	1,644	1,838	128	764	806	302	1,408	1,469	174	1,881	1,958	69	1,044	1,537
ALL WARRANT	60,821	2,642	2,815	47,099	2,965	3,150	13,722	1,535	1,664	58,778	2,656	2,811	45,056	2,998	3,160	2,043	2,238	2,938
ALL OFFICERS	532,435	3,520	3,726	383,085	4,156	4,390	149,350	1,887	2,023	514,643	3,556	3,741	365,293	4,239	4,443	17,792	2,462	3,307
E-9	106,458	3,042	3,204	87,280	3,385	3,555	19,178	1,481	1,606	104,414	3,043	3,200	85,236	3,395	3,558	2,044	2,972	3,412
E-8	242,826	2,121	2,258	199,170	2,344	2,490	43,656	1,105	1,197	237,484	2,121	2,249	193,828	2,350	2,486	5,342	2,121	2,634
E-7	566,105	1,735	1,867	485,632	1,867	2,008	80,473	941	1,015	552,121	1,739	1,860	471,648	1,875	2,004	13,984	1,580	2,141
E-6	396,819	1,284	1,418	326,479	1,420	1,572	70,340	652	703	377,550	1,302	1,407	307,210	1,451	1,568	19,269	929	1,644
E-5	92,780	859	1,087	68,743	979	1,271	24,037	518	560	71,235	956	1,039	47,198	1,178	1,283	21,545	541	1,245
E-4	22,442	423	867	19,828	429	927	2,614	378	410	3,896	578	625	1,282	986	1,062	18,546	391	918
E-3	6,809	360	679	6,764	360	681	45	344	374	204	726	794	159	834	913	6,605	349	676
E-2	2,058	379	569	2,048	380	570	10	263	293	37	581	653	27	700	786	2,021	375	567
E-1	675	430	605	648	432	614	27	364	389	109	575	655	82	644	743	566	402	596
ALL ENLISTED	1,436,972	1,686	1,834	1,196,592	1,848	2,011	240,380	881	952	1,347,050	1,740	1,858	1,106,670	1,927	2,055	89,922	885	1,473
UNKNOWN RANK	1,409	1,255	1,414	1,389	1,246	1,404	20	1,891	2,074	1,372	1,276	1,435	1,352	1,267	1,425	37	463	636
ALL RETIREES	1,970,816	2,181	2,345	1,581,066	2,407	2,587	389,750	1,266	1,362	1,863,065	2,241	2,378	1,473,315	2,499	2,647	107,751	1,145	1,775

Number of Military Retirees Retired During FY2014 and Receiving Retired Pay by Rank and Average Monthly Gross/Net\$\$

*******(ARMY)*******

RANK/GROUPING	ALL RETIREES INCLUDING RESERVES			ALL RETIREES EXCLUDING RESERVES			RESERVE RETIREES ONLY			NON-DISABILITY INCLUDING RESERVES			NON-DISABILITY EXCLUDING RESERVES			DISABILITY RETIREES ONLY		
	NUMBER	MONTHLY AVG AVG		NUMBER	MONTHLY AVG AVG		NUMBER	MONTHLY AVG AVG		NUMBER	MONTHLY AVG AVG		NUMBER	MONTHLY AVG AVG		NUMBER	MONTHLY AVG AVG	
		NET	GROSS		NET	GROSS		NET	GROSS		NET	GROSS		NET	GROSS		NET	GROSS
O-10	3	17,616	18,841	3	17,616	18,841	0	0	0	3	17,616	18,841	3	17,616	18,841	0	0	0
O-9	16	13,229	14,021	14	14,051	14,864	2	7,473	8,124	16	13,229	14,021	14	14,051	14,864	0	0	0
O-8	44	8,486	9,043	21	11,522	12,174	23	5,714	6,184	44	8,486	9,043	21	11,522	12,174	0	0	0
O-7	39	6,199	6,546	18	8,715	9,165	21	4,042	4,302	39	6,199	6,546	18	8,715	9,165	0	0	0
O-6	1,314	5,721	6,073	932	6,782	7,177	382	3,133	3,379	1,281	5,727	6,052	899	6,830	7,188	33	5,472	6,869
O-5	1,946	3,749	4,055	1,229	4,588	4,971	717	2,311	2,484	1,816	3,758	3,966	1,099	4,702	4,933	130	3,625	5,289
O-4	1,288	2,779	3,151	838	3,401	3,903	450	1,622	1,750	1,090	2,799	2,955	640	3,627	3,803	198	2,670	4,225
O-3	639	1,924	2,675	399	2,277	3,417	240	1,337	1,441	345	1,903	2,016	105	3,197	3,332	294	1,949	3,448
O-2	99	1,237	2,221	83	1,288	2,438	16	969	1,095	23	1,429	1,538	7	2,481	2,551	76	1,178	2,428
O-1	9	855	1,049	4	1,132	1,544	5	633	652	5	633	652	0	0	0	4	1,132	1,544
ALL COMMISSIONED	5,397	3,823	4,225	3,541	4,653	5,175	1,856	2,238	2,411	4,662	4,029	4,257	2,806	5,214	5,478	735	2,513	4,021
W-5	175	5,043	5,325	129	5,694	5,994	46	3,219	3,450	172	5,058	5,328	126	5,729	6,013	3	4,219	5,174
W-4	572	3,418	3,679	457	3,723	4,006	115	2,208	2,377	526	3,445	3,629	411	3,792	3,979	46	3,109	4,250
W-3	376	2,485	2,772	309	2,679	3,002	67	1,591	1,712	328	2,528	2,665	261	2,769	2,910	48	2,191	3,502
W-2	276	1,883	2,325	239	1,966	2,462	37	1,343	1,442	206	2,020	2,146	169	2,168	2,300	70	1,479	2,851
W-1	5	1,521	2,165	4	1,755	2,556	1	586	601	2	1,766	1,876	1	2,946	3,151	3	1,358	2,357
ALL WARRANT	1,404	3,062	3,370	1,138	3,287	3,629	266	2,101	2,258	1,234	3,186	3,359	968	3,484	3,662	170	2,167	3,446
ALL OFFICERS	6,801	3,666	4,048	4,679	4,321	4,799	2,122	2,221	2,392	5,896	3,853	4,069	3,774	4,770	5,012	905	2,448	3,913
E-9	959	3,588	3,869	738	4,042	4,355	221	2,072	2,249	869	3,660	3,849	648	4,202	4,394	90	2,888	4,068
E-8	2,974	2,299	2,539	2,118	2,681	2,968	856	1,353	1,480	2,609	2,312	2,443	1,753	2,781	2,913	365	2,202	3,227
E-7	5,708	1,854	2,124	4,425	2,072	2,390	1,283	1,102	1,205	4,685	1,909	2,017	3,402	2,213	2,324	1,023	1,600	2,611
E-6	4,958	1,137	1,531	3,287	1,332	1,886	1,671	754	831	3,273	1,201	1,289	1,602	1,667	1,766	1,685	1,014	2,001
E-5	3,259	769	1,236	2,030	880	1,598	1,229	585	639	1,564	753	815	335	1,368	1,459	1,695	783	1,625
E-4	1,612	664	1,051	1,360	714	1,167	252	397	424	268	439	469	16	1,105	1,180	1,344	709	1,167
E-3	150	641	881	144	648	898	6	476	486	7	523	539	1	802	858	143	647	898
E-2	47	753	842	47	753	842	0	0	0	1	671	672	1	671	672	46	755	846
E-1	27	607	681	22	668	758	5	338	343	6	433	443	1	904	941	21	656	750
ALL ENLISTED	19,694	1,535	1,873	14,171	1,772	2,208	5,523	926	1,013	13,282	1,761	1,867	7,759	2,356	2,475	6,412	1,065	1,886
UNKNOWN RANK	5	466	466	5	466	466	0	0	0	0	0	0	0	0	0	5	466	466
ALL RETIREES	26,500	2,081	2,431	18,855	2,404	2,851	7,645	1,285	1,395	19,178	2,404	2,544	11,533	3,146	3,305	7,322	1,236	2,135

Excluding members who retired during the fiscal year and died before the end of the year.

Number of Military Retirees Retired During FY2014 and Receiving Retired Pay by Rank and Average Monthly Gross/Net\$\$

*******(NAVY)*******

RANK/GROUPING	ALL RETIREES INCLUDING RESERVES			ALL RETIREES EXCLUDING RESERVES			RESERVE RETIREES ONLY			NON-DISABILITY INCLUDING RESERVES			NON-DISABILITY EXCLUDING RESERVES			DISABILITY RETIREES ONLY		
	NUMBER	MONTHLY AVG AVG		NUMBER	MONTHLY AVG AVG		NUMBER	MONTHLY AVG AVG		NUMBER	MONTHLY AVG AVG		NUMBER	MONTHLY AVG AVG		NUMBER	MONTHLY AVG AVG	
		NET	GROSS		NET	GROSS		NET	GROSS		NET	GROSS		NET	GROSS		NET	GROSS
O-10	2	18,394	19,673	2	18,394	19,673	0	0	0	2	18,394	19,673	2	18,394	19,673	0	0	0
O-9	8	14,295	15,242	8	14,295	15,242	0	0	0	8	14,295	15,242	8	14,295	15,242	0	0	0
O-8	22	9,209	9,760	15	11,048	11,667	7	5,266	5,673	22	9,209	9,760	15	11,048	11,667	0	0	0
O-7	27	7,967	8,553	22	8,975	9,597	5	3,532	3,957	26	7,880	8,461	21	8,915	9,533	1	10,224	10,935
O-6	811	4,910	5,220	396	6,822	7,214	415	3,085	3,316	809	4,909	5,215	394	6,830	7,215	2	5,331	7,071
O-5	1,005	3,476	3,683	501	4,729	4,990	504	2,230	2,384	1,000	3,471	3,674	496	4,733	4,984	5	4,393	5,588
O-4	771	3,239	3,424	507	3,982	4,196	264	1,814	1,942	759	3,241	3,413	495	4,002	4,197	12	3,154	4,170
O-3	235	3,015	3,420	210	3,183	3,620	25	1,598	1,734	198	3,296	3,475	173	3,542	3,727	37	1,508	3,122
O-2	6	1,147	2,316	6	1,147	2,316	0	0	0	0	0	0	0	0	0	6	1,147	2,316
O-1	4	1,266	1,990	4	1,266	1,990	0	0	0	0	0	0	0	0	0	4	1,266	1,990
ALL COMMISSIONED	2,891	3,896	4,153	1,671	4,958	5,275	1,220	2,441	2,617	2,824	3,935	4,167	1,604	5,072	5,345	67	2,215	3,588
W-5	8	5,633	5,932	7	6,123	6,437	1	2,203	2,401	8	5,633	5,932	7	6,123	6,437	0	0	0
W-4	75	4,688	4,890	68	4,962	5,166	7	2,023	2,202	75	4,688	4,890	68	4,962	5,166	0	0	0
W-3	46	3,303	3,566	38	3,664	3,932	8	1,591	1,826	43	3,348	3,534	35	3,750	3,924	3	2,664	4,024
W-2	6	2,266	2,402	5	2,506	2,669	1	1,069	1,069	6	2,266	2,402	5	2,506	2,669	0	0	0
W-1	0	0	0	0	0	0	0	0	0	0	0	0	0	0	0	0	0	0
ALL WARRANT	135	4,165	4,390	118	4,509	4,738	17	1,774	1,970	132	4,199	4,398	115	4,557	4,757	3	2,664	4,024
ALL OFFICERS	3,026	3,908	4,164	1,789	4,928	5,239	1,237	2,431	2,608	2,956	3,947	4,177	1,719	5,038	5,306	70	2,235	3,607
E-9	465	4,014	4,189	421	4,235	4,415	44	1,902	2,028	461	4,019	4,188	417	4,242	4,416	4	3,464	4,370
E-8	864	2,599	2,723	761	2,770	2,897	103	1,334	1,437	859	2,601	2,723	756	2,774	2,898	5	2,150	2,751
E-7	1,956	2,003	2,124	1,673	2,160	2,285	283	1,075	1,171	1,926	2,013	2,120	1,643	2,175	2,283	30	1,349	2,381
E-6	2,704	1,414	1,531	2,149	1,576	1,709	555	786	843	2,602	1,434	1,519	2,047	1,610	1,703	102	909	1,836
E-5	634	996	1,232	464	1,138	1,448	170	609	645	463	1,081	1,150	293	1,355	1,443	171	766	1,455
E-4	96	586	1,030	91	597	1,064	5	390	420	7	540	572	2	914	954	89	589	1,066
E-3	43	680	954	43	680	954	0	0	0	4	1,073	1,239	4	1,073	1,239	39	639	925
E-2	2	384	795	2	384	795	0	0	0	0	0	0	0	0	0	2	384	795
E-1	1	38	439	1	38	439	0	0	0	0	0	0	0	0	0	1	38	439
ALL ENLISTED	6,765	1,858	1,998	5,605	2,052	2,207	1,160	920	990	6,322	1,930	2,032	5,162	2,158	2,266	443	829	1,516
UNKNOWN RANK	1	851	866	0	0	0	1	851	866	1	851	866	0	0	0	0	0	0
ALL RETIREES	9,792	2,491	2,667	7,394	2,748	2,941	2,398	1,700	1,825	9,279	2,573	2,715	6,881	2,877	3,025	513	1,020	1,802

Excluding members who retired during the fiscal year and died before the end of the year.

Number of Military Retirees Retired During FY2014 and Receiving Retired Pay by Rank and Average Monthly Gross/Net\$\$

*******(MARINE CORPS)*******

RANK/GROUPING	ALL RETIREES INCLUDING RESERVES			ALL RETIREES EXCLUDING RESERVES			RESERVE RETIREES ONLY			NON-DISABILITY INCLUDING RESERVES			NON-DISABILITY EXCLUDING RESERVES			DISABILITY RETIREES ONLY		
	NUMBER	MONTHLY AVG AVG		NUMBER	MONTHLY AVG AVG		NUMBER	MONTHLY AVG AVG		NUMBER	MONTHLY AVG AVG		NUMBER	MONTHLY AVG AVG		NUMBER	MONTHLY AVG AVG	
		NET	GROSS		NET	GROSS		NET	GROSS		NET	GROSS		NET	GROSS		NET	GROSS
O-10	0	0	0	0	0	0	0	0	0	0	0	0	0	0	0	0	0	0
O-9	3	16,316	17,452	3	16,316	17,452	0	0	0	3	16,316	17,452	3	16,316	17,452	0	0	0
O-8	5	9,185	9,624	3	11,101	11,590	2	6,310	6,676	5	9,185	9,624	3	11,101	11,590	0	0	0
O-7	2	7,040	7,529	1	8,879	9,496	1	5,200	5,562	2	7,040	7,529	1	8,879	9,496	0	0	0
O-6	145	5,657	6,031	93	6,810	7,227	52	3,595	3,892	145	5,657	6,031	93	6,810	7,227	0	0	0
O-5	279	3,895	4,147	212	4,360	4,641	67	2,423	2,582	276	3,898	4,129	209	4,371	4,625	3	3,590	5,811
O-4	360	3,304	3,499	311	3,486	3,684	49	2,154	2,318	353	3,310	3,481	304	3,497	3,668	7	3,002	4,405
O-3	111	2,694	3,058	108	2,701	3,074	3	2,450	2,494	92	2,909	3,051	89	2,924	3,070	19	1,657	3,093
O-2	3	368	2,115	3	368	2,115	0	0	0	0	0	0	0	0	0	3	368	2,115
O-1	1	596	1,174	1	596	1,174	0	0	0	0	0	0	0	0	0	1	596	1,174
ALL COMMISSIONED	909	3,857	4,129	735	4,117	4,406	174	2,758	2,962	876	3,928	4,154	702	4,218	4,450	33	1,968	3,471
W-5	25	5,471	5,736	25	5,471	5,736	0	0	0	25	5,471	5,736	25	5,471	5,736	0	0	0
W-4	61	3,673	3,866	52	3,979	4,184	9	1,905	2,030	60	3,681	3,860	51	3,995	4,183	1	3,145	4,260
W-3	60	2,861	3,000	58	2,896	3,034	2	1,834	2,027	59	2,869	2,984	57	2,906	3,017	1	2,362	3,976
W-2	23	2,155	2,467	23	2,155	2,467	0	0	0	20	2,383	2,476	20	2,383	2,476	3	638	2,406
W-1	0	0	0	0	0	0	0	0	0	0	0	0	0	0	0	0	0	0
ALL WARRANT	169	3,444	3,645	158	3,552	3,757	11	1,892	2,029	164	3,504	3,662	153	3,620	3,779	5	1,484	3,091
ALL OFFICERS	1,078	3,792	4,053	893	4,017	4,291	185	2,707	2,906	1,040	3,861	4,076	855	4,111	4,330	38	1,905	3,421
E-9	308	4,002	4,194	288	4,151	4,344	20	1,852	2,045	302	4,024	4,197	282	4,178	4,350	6	2,883	4,059
E-8	481	2,348	2,467	444	2,437	2,556	37	1,277	1,394	473	2,352	2,459	436	2,443	2,549	8	2,105	2,910
E-7	701	1,806	1,957	670	1,842	1,996	31	1,021	1,111	660	1,826	1,920	629	1,866	1,960	41	1,474	2,546
E-6	673	1,345	1,551	662	1,354	1,561	11	794	925	569	1,396	1,477	558	1,407	1,488	104	1,067	1,957
E-5	209	781	1,571	209	781	1,571	0	0	0	3	1,422	1,519	3	1,422	1,519	206	772	1,572
E-4	127	617	1,190	127	617	1,190	0	0	0	0	0	0	0	0	0	127	617	1,190
E-3	77	635	957	77	635	957	0	0	0	0	0	0	0	0	0	77	635	957
E-2	18	665	856	18	665	856	0	0	0	0	0	0	0	0	0	18	665	856
E-1	3	657	873	3	657	873	0	0	0	0	0	0	0	0	0	3	657	873
ALL ENLISTED	2,597	1,863	2,104	2,498	1,886	2,133	99	1,260	1,385	2,007	2,158	2,264	1,908	2,205	2,309	590	857	1,563
UNKNOWN RANK	7	2,322	2,595	0	0	0	7	2,322	2,595	7	2,322	2,595	0	0	0	0	0	0
ALL RETIREES	3,682	2,428	2,676	3,391	2,448	2,701	291	2,205	2,381	3,054	2,739	2,882	2,763	2,795	2,934	628	920	1,676

Excluding members who retired during the fiscal year and died before the end of the year.

Number of Military Retirees Retired During FY2014 and Receiving Retired Pay by Rank and Average Monthly Gross/Net\$\$

*******(AIR FORCE)*******

RANK/GROUPING	ALL RETIREES INCLUDING RESERVES			ALL RETIREES EXCLUDING RESERVES			RESERVE RETIREES ONLY			NON-DISABILITY INCLUDING RESERVES			NON-DISABILITY EXCLUDING RESERVES			DISABILITY RETIREES ONLY		
	NUMBER	MONTHLY AVG AVG		NUMBER	MONTHLY AVG AVG		NUMBER	MONTHLY AVG AVG		NUMBER	MONTHLY AVG AVG		NUMBER	MONTHLY AVG AVG		NUMBER	MONTHLY AVG AVG	
		NET	GROSS		NET	GROSS		NET	GROSS		NET	GROSS		NET	GROSS		NET	GROSS
O-10	4	18,041	19,295	4	18,041	19,295	0	0	0	4	18,041	19,295	4	18,041	19,295	0	0	0
O-9	10	13,458	14,300	10	13,458	14,300	0	0	0	10	13,458	14,300	10	13,458	14,300	0	0	0
O-8	40	9,224	9,793	25	11,093	11,661	15	6,109	6,679	40	9,224	9,793	25	11,093	11,661	0	0	0
O-7	39	6,677	7,197	20	8,280	8,926	19	4,990	5,378	39	6,677	7,197	20	8,280	8,926	0	0	0
O-6	1,141	5,793	6,120	930	6,328	6,675	211	3,435	3,672	1,136	5,795	6,120	925	6,333	6,679	5	5,484	5,967
O-5	1,954	3,875	4,102	1,437	4,358	4,602	517	2,534	2,712	1,933	3,880	4,091	1,416	4,371	4,594	21	3,453	5,097
O-4	1,440	3,143	3,351	1,184	3,424	3,650	256	1,842	1,970	1,374	3,173	3,321	1,118	3,478	3,631	66	2,511	3,980
O-3	307	2,464	2,804	236	2,723	3,138	71	1,605	1,691	251	2,682	2,792	180	3,106	3,227	56	1,490	2,854
O-2	15	1,109	1,654	9	976	1,839	6	1,308	1,375	6	1,308	1,375	0	0	0	9	976	1,839
O-1	4	754	885	1	1,026	1,427	3	664	704	3	664	704	0	0	0	1	1,026	1,427
ALL COMMISSIONED	4,954	4,102	4,361	3,856	4,539	4,821	1,098	2,565	2,745	4,796	4,162	4,384	3,698	4,636	4,871	158	2,272	3,654
W-5	0	0	0	0	0	0	0	0	0	0	0	0	0	0	0	0	0	0
W-4	1	3,500	3,631	1	3,500	3,631	0	0	0	1	3,500	3,631	1	3,500	3,631	0	0	0
W-3	0	0	0	0	0	0	0	0	0	0	0	0	0	0	0	0	0	0
W-2	3	1,686	1,783	0	0	0	3	1,686	1,783	3	1,686	1,783	0	0	0	0	0	0
W-1	0	0	0	0	0	0	0	0	0	0	0	0	0	0	0	0	0	0
ALL WARRANT	4	2,140	2,245	1	3,500	3,631	3	1,686	1,783	4	2,140	2,245	1	3,500	3,631	0	0	0
ALL OFFICERS	4,958	4,100	4,359	3,857	4,539	4,821	1,101	2,563	2,742	4,800	4,161	4,383	3,699	4,636	4,871	158	2,272	3,654
E-9	905	3,508	3,696	619	4,180	4,378	286	2,053	2,222	890	3,511	3,692	604	4,201	4,388	15	3,317	3,951
E-8	1,453	2,398	2,540	1,040	2,764	2,915	413	1,475	1,596	1,412	2,399	2,524	999	2,781	2,908	41	2,351	3,086
E-7	6,097	1,868	1,992	4,839	2,053	2,187	1,258	1,160	1,244	5,909	1,874	1,975	4,651	2,068	2,173	188	1,680	2,534
E-6	3,609	1,242	1,375	2,771	1,375	1,532	838	801	855	3,360	1,273	1,342	2,522	1,430	1,504	249	821	1,814
E-5	764	903	1,244	611	961	1,376	153	670	716	462	1,054	1,106	309	1,244	1,299	302	672	1,456
E-4	196	556	983	191	562	996	5	340	490	33	867	942	28	961	1,023	163	493	991
E-3	51	666	950	51	666	950	0	0	0	1	1,017	1,017	1	1,017	1,017	50	659	949
E-2	2	524	813	2	524	813	0	0	0	0	0	0	0	0	0	2	524	813
E-1	5	872	883	5	872	883	0	0	0	2	693	720	2	693	720	3	992	992
ALL ENLISTED	13,082	1,786	1,937	10,129	1,969	2,138	2,953	1,162	1,249	12,069	1,854	1,953	9,116	2,079	2,182	1,013	974	1,744
UNKNOWN RANK	1	606	606	1	606	606	0	0	0	0	0	0	0	0	0	1	606	606
ALL RETIREES	18,041	2,422	2,603	13,987	2,677	2,878	4,054	1,542	1,654	16,869	2,511	2,645	12,815	2,817	2,958	1,172	1,149	2,001

Excluding members who retired during the fiscal year and died before the end of the year.

Number of Military Retirees Retired During FY2014 and Receiving Retired Pay by Rank and Average Monthly Gross/Net\$\$

*******(ALL DOD)*******

RANK/GROUPING	<u>ALL RETIREES INCLUDING RESERVES</u>			<u>ALL RETIREES EXCLUDING RESERVES</u>			<u>RESERVE RETIREES ONLY</u>			<u>NON-DISABILITY INCLUDING RESERVES</u>			<u>NON-DISABILITY EXCLUDING RESERVES</u>			<u>DISABILITY RETIREES ONLY</u>		
	NUMBER	MONTHLY AVG		NUMBER	MONTHLY AVG		NUMBER	MONTHLY AVG		NUMBER	MONTHLY AVG		NUMBER	MONTHLY AVG		NUMBER	MONTHLY AVG	
		NET	GROSS		NET	GROSS		NET	GROSS		NET	GROSS		NET	GROSS		NET	GROSS
O-10	9	17,978	19,227	9	17,978	19,227	0	0	0	9	17,978	19,227	9	17,978	19,227	0	0	0
O-9	37	13,772	14,639	35	14,132	15,011	2	7,473	8,124	37	13,772	14,639	35	14,132	15,011	0	0	0
O-8	111	8,927	9,481	64	11,224	11,827	47	5,799	6,287	111	8,927	9,481	64	11,224	11,827	0	0	0
O-7	107	6,835	7,308	61	8,669	9,248	46	4,403	4,736	106	6,803	7,274	60	8,643	9,220	1	10,224	10,935
O-6	3,411	5,549	5,884	2,351	6,610	6,987	1,060	3,197	3,438	3,371	5,550	5,873	2,311	6,630	6,990	40	5,467	6,766
O-5	5,184	3,751	4,005	3,379	4,497	4,796	1,805	2,356	2,525	5,025	3,755	3,965	3,220	4,540	4,772	159	3,625	5,283
O-4	3,859	3,056	3,313	2,840	3,524	3,826	1,019	1,753	1,882	3,576	3,087	3,245	2,557	3,619	3,788	283	2,662	4,170
O-3	1,292	2,317	2,874	953	2,635	3,354	339	1,422	1,524	886	2,539	2,670	547	3,232	3,380	406	1,831	3,320
O-2	123	1,196	2,154	101	1,225	2,368	22	1,062	1,171	29	1,404	1,504	7	2,481	2,551	94	1,131	2,355
O-1	18	910	1,228	10	1,121	1,674	8	645	672	8	645	672	0	0	0	10	1,121	1,674
ALL COMMISSIONED	14,151	3,938	4,252	9,803	4,620	4,995	4,348	2,398	2,575	13,158	4,051	4,277	8,810	4,866	5,117	993	2,437	3,915
W-5	208	5,117	5,398	161	5,678	5,973	47	3,198	3,427	205	5,131	5,401	158	5,705	5,988	3	4,219	5,174
W-4	709	3,575	3,823	578	3,891	4,158	131	2,178	2,343	662	3,608	3,792	531	3,961	4,150	47	3,110	4,251
W-3	482	2,610	2,876	405	2,803	3,094	77	1,597	1,732	430	2,657	2,796	353	2,888	3,028	52	2,222	3,542
W-2	308	1,909	2,332	267	1,993	2,466	41	1,361	1,458	235	2,053	2,176	194	2,199	2,328	73	1,444	2,833
W-1	5	1,521	2,165	4	1,755	2,556	1	586	601	2	1,766	1,876	1	2,946	3,151	3	1,358	2,357
ALL WARRANT	1,712	3,185	3,475	1,415	3,419	3,736	297	2,070	2,228	1,534	3,304	3,478	1,237	3,600	3,778	178	2,157	3,446
ALL OFFICERS	15,863	3,856	4,168	11,218	4,469	4,836	4,645	2,377	2,553	14,692	3,973	4,194	10,047	4,710	4,952	1,171	2,394	3,844
E-9	2,637	3,684	3,904	2,066	4,138	4,372	571	2,041	2,211	2,522	3,717	3,897	1,951	4,207	4,391	115	2,964	4,063
E-8	5,772	2,373	2,561	4,363	2,691	2,901	1,409	1,385	1,508	5,353	2,385	2,511	3,944	2,742	2,869	419	2,214	3,202
E-7	14,462	1,878	2,060	11,607	2,063	2,268	2,855	1,124	1,218	13,180	1,905	2,009	10,325	2,120	2,227	1,282	1,602	2,592
E-6	11,944	1,243	1,485	8,869	1,406	1,708	3,075	772	840	9,804	1,299	1,379	6,729	1,539	1,626	2,140	989	1,969
E-5	4,866	820	1,251	3,314	925	1,534	1,552	596	647	2,492	870	932	940	1,323	1,402	2,374	767	1,587
E-4	2,031	647	1,052	1,769	684	1,145	262	396	425	308	487	522	46	1,009	1,075	1,723	676	1,147
E-3	321	649	920	315	652	929	6	476	486	12	747	812	6	1,018	1,139	309	645	924
E-2	69	713	844	69	713	844	0	0	0	1	671	672	1	671	672	68	713	846
E-1	36	632	719	31	679	779	5	338	343	8	498	512	3	763	794	28	670	778
ALL ENLISTED	42,138	1,685	1,927	32,403	1,891	2,180	9,735	1,000	1,085	33,680	1,850	1,952	23,945	2,196	2,305	8,458	1,027	1,827
UNKNOWN RANK	14	1,431	1,569	6	490	490	8	2,138	2,379	8	2,138	2,379	0	0	0	6	490	490
ALL RETIREES	58,015	2,279	2,540	43,627	2,553	2,863	14,388	1,445	1,560	48,380	2,495	2,633	33,992	2,939	3,087	9,635	1,193	2,071

Excluding members who retired during the fiscal year and died before the end of the year.

Number of Military Retirees as of September 30, 2014

*******(ARMY)*******

	NON DISABILITY EXCLUDING RESERVE RETIRED					DISABLED RETIREES													
	IN RETIRED APPROPRIATION		NOT IN RETIRED APPROPRIATION			IN RETIRED APPROPRIATION		NOT IN RETIRED APPROPRIATION											
	NUMBER	AVG MONTH NET	AVG MONTH GROSS	NUMBER WITH VA OFFSET	AVG VA OFFSET	NUMBER	AVG MONTH GROSS	NUMBER WITH VA OFFSET	AVG MONTH OFFSET	NUMBER	AVG MONTH NET	AVG MONTH GROSS	NUMBER WITH VA OFFSET	AVG VA OFFSET	NUMBER	AVG MONTH GROSS	NUMBER WITH VA OFFSET	AVG MONTH OFFSET	
O-10	76	12,234	13,120	26	403	0	0	0	0	0	0	0	0	0	0	0	0	0	
O-9	319	10,748	11,499	111	370	0	0	0	0	2	8,182	8,569	1	774	0	0	0	0	
O-8	598	9,364	9,962	219	353	0	0	0	0	7	8,553	9,024	2	1,248	0	0	0	0	
O-7	620	7,882	8,342	202	334	0	0	0	0	16	8,253	8,621	2	1,689	0	0	0	0	
O-6	24,019	6,299	6,648	8,322	344	21	5,311	0	0	435	5,812	6,659	192	1,467	1	3,183	1	3,183	
O-5	43,026	4,218	4,435	14,483	325	126	3,930	0	0	1,122	3,772	4,813	641	1,601	23	3,516	22	3,483	
O-4	24,148	3,197	3,366	7,611	325	158	3,119	0	0	1,528	2,427	3,789	1,098	1,770	130	2,744	128	2,719	
O-3	4,010	2,827	2,968	1,104	329	48	2,643	0	0	3,028	1,638	2,803	2,127	1,583	611	2,185	600	2,182	
O-2	253	2,362	2,477	66	338	12	2,086	0	0	1,085	1,178	1,875	592	1,237	393	1,776	389	1,771	
O-1	22	2,001	2,102	5	325	1	1,269	0	0	241	1,052	1,434	92	970	124	1,377	121	1,387	
ALL COMM.	97,091	4,499	4,739	32,149	331	366	3,423	0	0	7,464	2,300	3,373	4,747	1,569	1,282	2,063	1,261	2,057	
W-5	1,982	5,044	5,356	609	376	0	0	0	0	40	4,372	5,183	16	1,490	1	2,121	1	2,121	
W-4	10,762	3,464	3,657	3,401	341	53	3,183	0	0	396	3,259	3,951	193	1,155	7	2,587	7	2,553	
W-3	12,861	2,503	2,651	4,074	331	215	2,548	0	0	482	2,158	2,936	274	1,251	63	2,275	58	2,225	
W-2	6,101	2,133	2,259	1,868	320	224	2,261	0	0	631	1,315	2,210	441	1,215	212	1,881	210	1,887	
W-1	65	1,939	2,078	20	330	2	2,103	0	0	42	860	1,656	28	1,141	51	1,731	50	1,732	
ALL WARRANT	31,771	2,915	3,084	9,972	335	494	2,485	0	0	1,591	2,119	2,923	952	1,216	334	1,948	326	1,939	
ALL OFFICERS	128,862	4,108	4,331	42,121	332	860	2,884	0	0	9,055	2,269	3,294	5,699	1,510	1,616	2,039	1,587	2,033	
E-9	24,146	3,423	3,597	6,709	361	132	2,668	0	0	810	2,886	3,595	385	1,268	20	2,623	18	2,585	
E-8	80,215	2,288	2,433	23,504	345	710	2,081	0	0	2,859	2,079	2,791	1,558	1,153	273	2,186	254	2,176	
E-7	149,978	1,826	1,965	44,300	345	1,269	1,784	1	1,638	7,211	1,489	2,240	4,586	1,072	2,417	1,853	2,362	1,858	
E-6	63,232	1,424	1,557	18,965	341	533	1,483	0	0	10,649	827	1,742	8,610	1,065	8,079	1,481	7,994	1,481	
E-5	9,953	1,109	1,231	2,907	323	85	1,145	0	0	12,817	508	1,330	10,571	954	16,261	1,172	16,172	1,172	
E-4	328	1,003	1,099	68	332	4	840	1	960	11,608	379	970	8,847	753	23,902	911	23,816	911	
E-3	38	828	941	11	315	1	1,165	0	0	2,471	354	703	1,606	526	7,923	680	7,887	680	
E-2	12	599	726	3	462	0	0	0	0	910	407	622	471	404	3,146	628	3,133	628	
E-1	49	601	731	15	385	0	0	0	0	222	424	695	123	473	623	705	623	705	
ALL ENLISTED	327,951	1,956	2,097	96,482	345	2,734	1,824	2	1,299	49,557	809	1,541	36,757	930	62,644	1,049	62,259	1,048	
UNKNOWN	1	2,174	2,325	0	0	0	0	0	0	22	429	588	7	497	19	628	18	628	
TOTAL	456,814	2,563	2,727	138,603	341	3,594	2,077	2	1,299	58,634	1,034	1,811	42,463	1,008	64,279	1,074	63,864	1,073	
SUMMARY TOTAL FOR RESERVE RETIRED ONLY:																			
	211,733	1,169	1,263	21,863	276	729	505	725	498										

Number of Military Retirees as of September 30, 2014

*******(NAVY)*******

NON DISABILITY EXCLUDING RESERVE RETIRED

DISABLED RETIREES

	IN RETIRED APPROPRIATION					NOT IN RETIRED APPROPRIATION				IN RETIRED APPROPRIATION					NOT IN RETIRED APPROPRIATION			
	NUMBER	AVG MONTH NET	AVG MONTH GROSS	NUMBER WITH VA OFFSET	AVG VA OFFSET	NUMBER	AVG MONTH GROSS	NUMBER WITH VA OFFSET	AVG MONTH OFFSET	NUMBER	AVG MONTH NET	AVG MONTH GROSS	NUMBER WITH VA OFFSET	AVG VA OFFSET	NUMBER	AVG MONTH GROSS	NUMBER WITH VA OFFSET	AVG MONTH OFFSET
O-10	54	12,708	13,537	14	365	0	0	0	0	0	0	0	0	0	0	0	0	0
O-9	211	11,150	11,840	61	351	0	0	0	0	3	8,770	9,424	1	742	0	0	0	0
O-8	585	9,317	9,812	149	354	0	0	0	0	4	9,084	9,273	1	153	0	0	0	0
O-7	365	7,989	8,491	98	380	0	0	0	0	2	8,934	9,494	0	0	0	0	0	0
O-6	17,324	6,398	6,695	4,500	352	9	4,786	0	0	254	6,033	6,490	97	727	1	7,612	1	7,291
O-5	23,468	4,347	4,526	5,521	336	52	3,985	0	0	417	4,010	4,645	199	1,149	12	3,054	12	3,054
O-4	24,119	3,504	3,646	5,775	330	47	3,338	0	0	651	2,774	3,472	317	1,329	51	2,728	50	2,720
O-3	6,985	3,146	3,279	1,687	346	46	2,901	0	0	1,032	1,745	2,493	633	1,154	228	2,075	220	2,061
O-2	305	2,430	2,509	54	305	9	2,484	0	0	361	1,264	1,640	157	839	107	1,733	106	1,726
O-1	3	2,000	2,002	0	0	2	1,663	0	0	111	1,085	1,349	46	612	67	1,477	66	1,485
ALL COMM.	73,419	4,515	4,711	17,859	340	165	3,432	0	0	2,835	2,634	3,261	1,451	1,110	466	2,019	455	2,009
W-5	158	6,057	6,375	40	376	0	0	0	0	0	0	0	0	0	0	0	0	0
W-4	3,960	4,011	4,181	1,115	333	5	3,467	0	0	109	3,523	3,781	46	507	3	3,371	2	3,091
W-3	3,173	2,761	2,891	800	347	24	2,525	0	0	103	2,457	2,792	44	664	5	2,507	4	2,322
W-2	1,679	2,211	2,311	399	317	29	2,006	0	0	63	2,090	2,313	22	524	5	1,998	5	1,998
W-1	28	1,630	1,643	2	131	12	1,675	0	0	1	1,021	1,021	0	0	0	0	0	0
ALL WARRANT	8,998	3,263	3,408	2,356	336	70	2,232	0	0	276	2,789	3,067	112	572	13	2,511	11	2,314
ALL OFFICERS	82,417	4,378	4,569	20,215	339	235	3,075	0	0	3,111	2,648	3,244	1,563	1,072	479	2,032	466	2,017
E-9	23,948	3,229	3,369	6,339	331	289	2,499	0	0	555	2,959	3,171	196	470	9	2,357	3	1,639
E-8	43,688	2,347	2,465	11,143	330	701	2,051	1	2,403	989	2,142	2,382	426	481	47	2,095	33	2,038
E-7	102,876	1,891	2,000	25,578	333	2,378	1,721	0	0	2,558	1,666	1,934	1,113	562	497	1,735	425	1,760
E-6	122,117	1,444	1,559	32,724	335	1,327	1,514	0	0	4,187	1,099	1,474	2,329	636	2,530	1,374	2,446	1,379
E-5	14,684	1,189	1,298	3,757	338	192	1,255	0	0	3,071	595	1,045	2,064	646	4,573	1,078	4,511	1,080
E-4	550	988	1,041	69	349	33	912	0	0	2,309	469	781	1,421	496	4,531	857	4,479	857
E-3	89	821	883	16	309	4	634	0	0	1,424	393	605	774	382	3,828	697	3,789	699
E-2	7	756	846	2	259	1	450	1	450	451	400	517	185	277	1,598	577	1,586	578
E-1	13	618	700	2	448	0	0	0	0	92	374	522	42	316	330	571	324	576
ALL ENLISTED	307,972	1,847	1,962	79,630	333	4,925	1,733	2	1,427	15,636	1,043	1,368	8,550	562	17,943	950	17,596	947
UNKNOWN	1,330	1,196	1,353	443	371	0	0	0	0	10	317	492	4	427	10	504	9	469
TOTAL	391,719	2,378	2,508	100,288	334	5,160	1,794	2	1,427	18,757	1,308	1,679	10,117	640	18,432	978	18,071	974
SUMMARY TOTAL FOR RESERVE RETIRED ONLY:																		
	67,024	1,369	1,458	4,447	249	101	491	101	489									

Number of Military Retirees as of September 30, 2014

***** (MARINE CORPS) *****

	NON DISABILITY EXCLUDING RESERVE RETIRED					DISABLED RETIREES												
	IN RETIRED APPROPRIATION		NOT IN RETIRED APPROPRIATION			IN RETIRED APPROPRIATION		NOT IN RETIRED APPROPRIATION										
	NUMBER	AVG MONTH NET	AVG MONTH GROSS	NUMBER WITH VA OFFSET	AVG VA OFFSET	NUMBER	AVG MONTH GROSS	NUMBER WITH VA OFFSET	AVG MONTH OFFSET	NUMBER	AVG MONTH NET	AVG MONTH GROSS	NUMBER WITH VA OFFSET	AVG VA OFFSET	NUMBER	AVG MONTH GROSS	NUMBER WITH VA OFFSET	AVG MONTH OFFSET
O-10	26	12,727	13,598	6	402	0	0	0	0	2	10,665	11,025	1	287	0	0	0	0
O-9	76	11,325	12,097	20	468	0	0	0	0	2	9,092	9,725	0	0	0	0	0	0
O-8	111	9,661	10,275	35	357	0	0	0	0	0	0	0	0	0	0	0	0	0
O-7	103	7,933	8,309	21	376	0	0	0	0	2	8,216	8,216	0	0	0	0	0	0
O-6	3,480	6,559	6,884	956	369	1	4,585	0	0	75	6,147	6,597	22	811	0	0	0	0
O-5	7,144	4,390	4,588	1,957	345	9	3,915	0	0	155	4,227	4,827	75	1,040	2	4,271	0	0
O-4	7,221	3,429	3,578	1,739	352	14	3,532	0	0	250	2,798	3,509	124	1,333	12	2,855	12	2,843
O-3	3,292	3,093	3,187	643	333	27	3,013	0	0	555	2,006	2,723	302	1,263	72	2,353	71	2,357
O-2	319	2,454	2,522	46	427	15	2,508	0	0	286	1,293	1,944	135	1,359	81	1,852	77	1,848
O-1	5	2,123	2,123	0	0	0	0	0	0	57	880	1,304	29	810	18	1,443	17	1,364
ALL COMM.	21,777	4,271	4,461	5,423	351	66	3,155	0	0	1,384	2,460	3,121	688	1,235	185	2,098	177	2,073
W-5	400	4,965	5,212	105	379	0	0	0	0	11	4,101	4,770	6	999	0	0	0	0
W-4	1,430	3,499	3,647	345	360	1	3,099	0	0	45	3,051	3,431	20	732	0	0	0	0
W-3	1,429	2,528	2,679	397	377	2	2,312	0	0	48	2,116	2,699	32	761	4	1,775	4	1,775
W-2	707	2,157	2,277	168	371	12	2,428	0	0	29	1,758	2,448	17	1,103	11	1,988	9	1,942
W-1	49	2,003	2,063	6	339	3	1,994	0	0	3	1,396	1,569	2	259	2	1,559	2	1,559
ALL WARRANT	4,015	3,045	3,198	1,021	370	18	2,380	0	0	136	2,494	3,030	77	835	17	1,887	15	1,846
ALL OFFICERS	25,792	4,080	4,264	6,444	354	84	2,989	0	0	1,520	2,463	3,113	765	1,195	202	2,081	192	2,055
E-9	8,935	3,603	3,755	2,132	385	21	2,662	0	0	260	3,066	3,319	79	687	3	2,389	3	2,389
E-8	20,887	2,234	2,352	5,201	358	187	2,033	1	1,973	688	2,072	2,290	222	608	35	2,078	25	2,077
E-7	23,395	1,752	1,872	6,135	363	221	1,698	0	0	911	1,460	1,894	443	837	257	1,692	245	1,696
E-6	9,168	1,434	1,555	2,327	367	65	1,431	1	713	1,186	857	1,490	850	846	1,011	1,363	996	1,363
E-5	261	1,220	1,300	51	327	5	1,091	0	0	2,190	475	1,171	1,774	834	2,724	1,100	2,707	1,101
E-4	19	1,014	1,109	4	380	1	822	0	0	2,332	293	899	1,894	733	4,510	873	4,481	873
E-3	13	936	965	1	131	0	0	0	0	1,787	247	697	1,379	574	4,759	671	4,748	671
E-2	1	733	733	0	0	0	0	0	0	511	287	524	317	378	1,721	523	1,710	523
E-1	10	779	828	2	195	0	0	0	0	195	367	528	87	352	647	503	646	503
ALL ENLISTED	62,689	2,127	2,251	15,853	365	500	1,821	2	1,343	10,060	691	1,213	7,045	722	15,667	845	15,561	844
UNKNOWN	20	5,875	6,145	3	342	0	0	0	0	0	0	0	0	0	0	0	0	0
TOTAL	88,501	2,697	2,839	22,300	362	584	1,989	2	1,343	11,580	923	1,463	7,810	768	15,869	861	15,753	859
SUMMARY TOTAL FOR RESERVE RETIRED ONLY:																		
	7,900	1,613	1,726	740	283	2	856	2	855									

Number of Military Retirees as of September 30, 2014

*******(AIR FORCE)*******

	NON DISABILITY EXCLUDING RESERVE RETIRED								DISABLED RETIREES									
	IN RETIRED APPROPRIATION				NOT IN RETIRED APPROPRIATION				IN RETIRED APPROPRIATION				NOT IN RETIRED APPROPRIATION					
	NUMBER	AVG MONTH NET	AVG MONTH GROSS	NUMBER WITH VA OFFSET	AVG VA OFFSET	NUMBER	AVG MONTH GROSS	NUMBER WITH VA OFFSET	AVG MONTH OFFSET	NUMBER	AVG MONTH NET	AVG MONTH GROSS	NUMBER WITH VA OFFSET	AVG VA OFFSET	NUMBER	AVG MONTH GROSS	NUMBER WITH VA OFFSET	AVG MONTH OFFSET
O-10	94	12,167	13,039	33	370	0	0	0	0	0	0	0	0	0	0	0	0	0
O-9	255	10,582	11,324	102	359	0	0	0	0	1	8,237	9,199	1	261	0	0	0	0
O-8	563	9,435	9,989	194	338	0	0	0	0	6	9,324	9,419	0	0	0	0	0	0
O-7	614	7,768	8,211	228	348	0	0	0	0	6	8,421	8,684	1	578	0	0	0	0
O-6	25,856	6,205	6,512	8,770	325	19	5,108	0	0	345	5,911	6,418	116	1,050	2	5,521	1	6,425
O-5	51,281	4,290	4,477	16,092	309	75	3,991	0	0	832	4,101	4,705	345	1,246	16	2,998	15	2,990
O-4	37,748	3,304	3,449	10,754	302	142	3,209	0	0	1,027	2,568	3,496	598	1,478	113	2,605	106	2,579
O-3	11,290	2,868	3,006	3,364	296	78	2,843	0	0	1,387	1,760	2,569	855	1,251	401	2,158	397	2,152
O-2	214	2,401	2,513	50	347	10	2,354	0	0	359	1,192	1,574	155	864	175	1,566	169	1,565
O-1	35	1,847	1,921	6	406	2	1,626	0	0	103	1,058	1,310	36	694	79	1,479	77	1,478
ALL COMM.	127,950	4,315	4,513	39,593	310	326	3,376	0	0	4,066	2,750	3,468	2,107	1,265	786	2,048	765	2,036
W-5	0	0	0	0	0	0	0	0	0	0	0	0	0	0	0	0	0	0
W-4	180	3,768	3,826	35	280	4	3,020	0	0	13	4,072	4,153	2	386	1	596	1	596
W-3	44	2,325	2,358	8	181	2	2,424	0	0	4	2,146	2,178	1	131	0	0	0	0
W-2	16	1,855	1,895	1	641	4	1,833	0	0	0	0	0	0	0	1	2,128	1	2,128
W-1	32	1,797	1,827	2	489	7	1,729	0	0	23	1,334	1,340	1	131	4	1,315	4	1,315
ALL WARRANT	272	3,190	3,239	46	280	17	2,139	0	0	40	2,305	2,338	4	258	6	1,331	6	1,331
ALL OFFICERS	128,222	4,312	4,511	39,639	310	343	3,315	0	0	4,106	2,746	3,457	2,111	1,263	792	2,042	771	2,030
E-9	28,207	3,445	3,624	9,546	323	442	2,740	0	0	419	3,096	3,437	128	867	18	2,499	5	2,287
E-8	49,038	2,505	2,650	15,772	317	1,016	2,246	1	2,775	806	2,286	2,679	327	814	88	2,179	62	2,171
E-7	195,399	1,920	2,053	59,321	324	3,754	1,887	0	0	3,304	1,743	2,153	1,398	816	807	1,837	704	1,830
E-6	112,693	1,473	1,584	31,280	319	2,998	1,603	1	1,434	3,247	1,069	1,597	1,932	829	2,736	1,488	2,583	1,490
E-5	22,300	1,202	1,296	5,586	317	649	1,330	0	0	3,467	655	1,153	2,326	719	5,260	1,123	5,127	1,126
E-4	385	967	1,056	84	329	6	942	0	0	2,297	474	811	1,391	547	4,891	877	4,809	879
E-3	19	836	965	5	453	0	0	0	0	923	466	669	431	428	2,885	710	2,847	713
E-2	7	811	838	0	0	0	0	0	0	149	407	539	64	300	824	573	812	576
E-1	10	754	770	0	0	0	0	0	0	57	477	565	20	244	178	611	178	611
ALL ENLISTED	408,058	1,932	2,061	121,594	322	8,865	1,833	2	2,105	14,669	1,108	1,533	8,017	718	17,687	1,053	17,127	1,044
UNKNOWN	1	3,016	3,070	0	0	0	0	0	0	5	904	1,135	2	453	6	462	5	470
TOTAL	536,281	2,501	2,647	161,233	319	9,208	1,888	2	2,105	18,780	1,465	1,954	10,130	832	18,485	1,095	17,903	1,087
SUMMARY TOTAL FOR RESERVE RETIRED ONLY:																		
	103,093	1,374	1,476	9,694	252	77	579	75	547									

Number of Military Retirees as of September 30, 2014

*******(ALL DOD)*******

	NON DISABILITY EXCLUDING RESERVE RETIRED								DISABLED RETIREES										
	IN RETIRED APPROPRIATION				NOT IN RETIRED APPROPRIATION				IN RETIRED APPROPRIATION				NOT IN RETIRED APPROPRIATION						
	NUMBER	AVG MONTH NET	AVG MONTH GROSS	NUMBER WITH VA OFFSET	AVG VA OFFSET	NUMBER	AVG MONTH GROSS	NUMBER WITH VA OFFSET	AVG MONTH OFFSET	NUMBER	AVG MONTH NET	AVG MONTH GROSS	NUMBER WITH VA OFFSET	AVG VA OFFSET	NUMBER	AVG MONTH GROSS	NUMBER WITH VA OFFSET	AVG MONTH OFFSET	
O-10	250	12,363	13,229	79	383	0	0	0	0	2	10,665	11,025	1	287	0	0	0	0	
O-9	861	10,848	11,583	294	369	0	0	0	0	8	8,637	9,257	3	592	0	0	0	0	
O-8	1,857	9,388	9,942	597	349	0	0	0	0	17	8,950	9,222	3	883	0	0	0	0	
O-7	1,702	7,867	8,325	549	350	0	0	0	0	26	8,341	8,672	3	1,318	0	0	0	0	
O-6	70,679	6,302	6,621	22,548	339	50	5,125	0	0	1,109	5,916	6,541	427	1,152	4	5,459	3	5,633	
O-5	124,919	4,282	4,478	38,053	321	262	3,958	0	0	2,526	3,948	4,750	1,260	1,399	53	3,284	49	3,227	
O-4	93,236	3,338	3,488	25,879	318	361	3,199	0	0	3,456	2,561	3,622	2,137	1,597	306	2,694	296	2,674	
O-3	25,577	2,967	3,098	6,798	317	199	2,831	0	0	6,002	1,719	2,688	3,917	1,417	1,312	2,167	1,288	2,162	
O-2	1,091	2,415	2,506	216	351	46	2,360	0	0	2,091	1,211	1,792	1,039	1,137	756	1,729	741	1,726	
O-1	65	1,928	2,002	11	370	5	1,569	0	0	512	1,041	1,376	203	817	288	1,433	281	1,434	
ALL COMM.	320,237	4,414	4,624	95,024	325	923	3,389	0	0	15,749	2,491	3,355	8,993	1,398	2,719	2,053	2,658	2,044	
W-5	2,540	5,095	5,396	754	376	0	0	0	0	51	4,314	5,094	22	1,356	1	2,121	1	2,121	
W-4	16,332	3,603	3,785	4,896	340	63	3,194	0	0	563	3,312	3,881	261	1,002	11	2,620	10	2,465	
W-3	17,507	2,551	2,696	5,279	337	243	2,543	0	0	637	2,203	2,890	351	1,130	72	2,263	66	2,204	
W-2	8,503	2,150	2,270	2,436	323	269	2,235	0	0	723	1,401	2,229	480	1,179	229	1,890	225	1,893	
W-1	174	1,881	1,958	30	329	24	1,766	0	0	69	1,044	1,537	31	1,052	57	1,696	56	1,696	
ALL WARRANT	45,056	2,998	3,160	13,395	338	599	2,442	0	0	2,043	2,238	2,938	1,145	1,124	370	1,955	358	1,936	
ALL OFFICERS	365,293	4,239	4,443	108,419	327	1,522	3,016	0	0	17,792	2,462	3,307	10,138	1,367	3,089	2,041	3,016	2,031	
E-9	85,236	3,395	3,558	24,726	340	884	2,648	0	0	2,044	2,972	3,412	788	946	50	2,516	29	2,416	
E-8	193,828	2,350	2,486	55,620	335	2,614	2,134	3	2,384	5,342	2,121	2,634	2,533	948	443	2,167	374	2,157	
E-7	471,648	1,875	2,004	135,334	334	7,622	1,812	1	1,638	13,984	1,580	2,141	7,540	935	3,978	1,825	3,736	1,831	
E-6	307,210	1,451	1,568	85,296	331	4,923	1,564	2	1,073	19,269	929	1,644	13,721	945	14,356	1,455	14,019	1,457	
E-5	47,198	1,178	1,283	12,301	325	931	1,297	0	0	21,545	541	1,245	16,735	870	28,818	1,141	28,517	1,143	
E-4	1,282	986	1,062	225	337	44	908	1	960	18,546	391	918	13,553	702	37,834	896	37,585	896	
E-3	159	834	913	33	327	5	740	0	0	6,605	349	676	4,190	505	19,395	686	19,271	687	
E-2	27	700	786	5	381	1	450	1	450	2,021	375	567	1,037	367	7,289	586	7,241	587	
E-1	82	644	743	19	371	0	0	0	0	566	402	596	272	393	1,778	597	1,771	598	
ALL ENLISTED	1,106,670	1,927	2,055	313,559	334	17,024	1,802	8	1,543	89,922	885	1,473	60,369	826	113,941	1,006	112,543	1,004	
UNKNOWN	1,352	1,267	1,425	446	371	0	0	0	0	37	463	636	13	469	35	562	32	558	
TOTAL	1,473,315	2,499	2,647	422,424	332	18,546	1,902	8	1,543	107,751	1,145	1,775	70,520	904	117,065	1,033	115,591	1,030	
SUMMARY TOTAL FOR RESERVE RETIRED ONLY:																			
	389,750	1,266	1,362	36,744	267	909	510	903	502										

Number of Military Retirees Who Retired During FY2014

*******(ARMY)*******

	NON DISABILITY EXCLUDING RESERVE RETIRED								DISABLED RETIREES										
	IN RETIRED APPROPRIATION				NOT IN RETIRED APPROPRIATION				IN RETIRED APPROPRIATION				NOT IN RETIRED APPROPRIATION						
	NUMBER	AVG MONTH NET	AVG MONTH GROSS	NUMBER WITH VA OFFSET	AVG VA OFFSET	NUMBER	AVG MONTH GROSS	NUMBER WITH VA OFFSET	AVG MONTH OFFSET	NUMBER	AVG MONTH NET	AVG MONTH GROSS	NUMBER WITH VA OFFSET	AVG VA OFFSET	NUMBER	AVG MONTH GROSS	NUMBER WITH VA OFFSET	AVG MONTH OFFSET	
O-10	3	17,616	18,841	0	0	0	0	0	0	0	0	0	0	0	0	0	0	0	
O-9	14	14,051	14,864	1	232	0	0	0	0	0	0	0	0	0	0	0	0	0	
O-8	21	11,522	12,174	0	0	0	0	0	0	0	0	0	0	0	0	0	0	0	
O-7	18	8,715	9,165	0	0	0	0	0	0	0	0	0	0	0	0	0	0	0	
O-6	899	6,830	7,188	65	424	0	0	0	0	33	5,472	6,869	18	1,943	0	0	0	0	
O-5	1,099	4,702	4,933	73	512	0	0	0	0	130	3,625	5,289	95	1,973	0	0	0	0	
O-4	640	3,627	3,803	43	516	0	0	0	0	198	2,670	4,225	138	2,026	2	3,222	2	3,125	
O-3	105	3,197	3,332	2	318	0	0	0	0	294	1,949	3,448	214	1,901	18	2,246	18	2,227	
O-2	7	2,481	2,551	0	0	0	0	0	0	76	1,178	2,428	56	1,589	16	2,203	16	2,189	
O-1	0	0	0	0	0	0	0	0	0	4	1,132	1,544	2	700	4	2,239	4	2,239	
ALL COMM.	2,806	5,214	5,478	184	478	0	0	0	0	735	2,513	4,021	523	1,910	40	2,277	40	2,258	
W-5	126	5,729	6,013	12	425	0	0	0	0	3	4,219	5,174	1	1,857	1	2,121	1	2,121	
W-4	411	3,792	3,979	30	442	0	0	0	0	46	3,109	4,250	32	1,364	0	0	0	0	
W-3	261	2,769	2,910	22	498	0	0	0	0	48	2,191	3,502	30	1,847	3	2,414	3	2,414	
W-2	169	2,168	2,300	15	459	0	0	0	0	70	1,479	2,851	56	1,602	11	2,175	11	2,162	
W-1	1	2,946	3,151	0	0	0	0	0	0	3	1,358	2,357	2	1,395	0	0	0	0	
ALL WARRANT	968	3,484	3,662	79	458	0	0	0	0	170	2,167	3,446	121	1,598	15	2,219	15	2,210	
ALL OFFICERS	3,774	4,770	5,012	263	472	0	0	0	0	905	2,448	3,913	644	1,852	55	2,261	55	2,245	
E-9	648	4,202	4,394	38	480	0	0	0	0	90	2,888	4,068	61	1,487	2	2,065	2	2,065	
E-8	1,753	2,781	2,913	90	465	0	0	0	0	365	2,202	3,227	210	1,522	26	2,407	26	2,380	
E-7	3,402	2,213	2,324	176	437	0	0	0	0	1,023	1,600	2,611	660	1,396	199	2,284	199	2,280	
E-6	1,602	1,667	1,766	83	485	0	0	0	0	1,685	1,014	2,001	1,160	1,319	978	1,748	977	1,744	
E-5	335	1,368	1,459	22	431	0	0	0	0	1,695	783	1,625	1,071	1,237	1,716	1,393	1,716	1,389	
E-4	16	1,105	1,180	1	401	0	0	0	0	1,344	709	1,167	605	946	2,333	1,128	2,333	1,128	
E-3	1	802	858	0	0	0	0	0	0	143	647	898	49	679	278	985	278	984	
E-2	1	671	672	0	0	0	0	0	0	46	755	846	8	487	66	907	66	907	
E-1	1	904	941	0	0	0	0	0	0	21	656	750	5	340	53	791	53	791	
ALL ENLISTED	7,759	2,356	2,475	410	457	0	0	0	0	6,412	1,065	1,886	3,829	1,253	5,651	1,350	5,650	1,348	
UNKNOWN	0	0	0	0	0	0	0	0	0	5	466	466	0	0	4	536	3	536	
TOTAL	11,533	3,146	3,305	673	463	0	0	0	0	7,322	1,236	2,135	4,473	1,339	5,710	1,358	5,708	1,356	
SUMMARY TOTAL FOR RESERVE RETIRED ONLY:																			
	7,645	1,285	1,395	995	299	37	508	37	508										

Excluding members who retired during the fiscal year and died before the end of the year.

Number of Military Retirees Who Retired During FY2014

*******(NAVY)*******

	NON DISABILITY EXCLUDING RESERVE RETIRED					DISABLED RETIREES												
	IN RETIRED APPROPRIATION		NOT IN RETIRED APPROPRIATION			IN RETIRED APPROPRIATION		NOT IN RETIRED APPROPRIATION										
	NUMBER	AVG MONTH NET	AVG MONTH GROSS	NUMBER WITH VA OFFSET	AVG VA OFFSET	NUMBER	AVG MONTH GROSS	NUMBER WITH VA OFFSET	AVG MONTH OFFSET	NUMBER	AVG MONTH NET	AVG MONTH GROSS	NUMBER WITH VA OFFSET	AVG VA OFFSET	NUMBER	AVG MONTH GROSS	NUMBER WITH VA OFFSET	AVG MONTH OFFSET
O-10	2	18,394	19,673	0	0	0	0	0	0	0	0	0	0	0	0	0	0	0
O-9	8	14,295	15,242	0	0	0	0	0	0	0	0	0	0	0	0	0	0	0
O-8	15	11,048	11,667	1	131	0	0	0	0	0	0	0	0	0	0	0	0	0
O-7	21	8,915	9,533	4	379	0	0	0	0	1	10,224	10,935	0	0	0	0	0	0
O-6	394	6,830	7,215	43	433	0	0	0	0	2	5,331	7,071	2	1,280	0	0	0	0
O-5	496	4,733	4,984	61	380	0	0	0	0	5	4,393	5,588	3	1,643	0	0	0	0
O-4	495	4,002	4,197	55	396	0	0	0	0	12	3,154	4,170	7	1,554	1	2,476	1	2,476
O-3	173	3,542	3,727	22	447	0	0	0	0	37	1,508	3,122	30	1,862	3	2,913	3	2,913
O-2	0	0	0	0	0	0	0	0	0	6	1,147	2,316	5	1,355	1	2,454	1	2,454
O-1	0	0	0	0	0	0	0	0	0	4	1,266	1,990	2	1,378	0	0	0	0
ALL COMM.	1,604	5,072	5,345	186	404	0	0	0	0	67	2,215	3,588	49	1,710	5	2,734	5	2,734
W-5	7	6,123	6,437	1	524	0	0	0	0	0	0	0	0	0	0	0	0	0
W-4	68	4,962	5,166	3	313	0	0	0	0	0	0	0	0	0	0	0	0	0
W-3	35	3,750	3,924	2	612	0	0	0	0	3	2,664	4,024	1	3,293	0	0	0	0
W-2	5	2,506	2,669	2	401	0	0	0	0	0	0	0	0	0	0	0	0	0
W-1	0	0	0	0	0	0	0	0	0	0	0	0	0	0	0	0	0	0
ALL WARRANT	115	4,557	4,757	8	436	0	0	0	0	8	2,664	4,024	1	3,293	0	0	0	0
ALL OFFICERS	1,719	5,038	5,306	194	405	0	0	0	0	70	2,235	3,607	50	1,741	5	2,734	5	2,734
E-9	417	4,242	4,416	26	436	0	0	0	0	4	3,464	4,370	2	1,664	0	0	0	0
E-8	756	2,774	2,898	52	472	0	0	0	0	5	2,150	2,751	2	1,079	1	1,187	1	1,187
E-7	1,643	2,175	2,283	120	443	0	0	0	0	30	1,349	2,381	21	1,354	11	2,169	11	2,169
E-6	2,047	1,610	1,703	151	414	0	0	0	0	102	909	1,836	65	1,355	76	1,764	76	1,763
E-5	293	1,355	1,443	22	406	0	0	0	0	171	766	1,455	97	1,136	217	1,297	217	1,297
E-4	2	914	954	0	0	0	0	0	0	89	589	1,066	50	807	176	1,121	176	1,120
E-3	4	1,073	1,239	1	483	0	0	0	0	39	639	925	18	575	106	1,037	106	1,036
E-2	0	0	0	0	0	0	0	0	0	2	384	795	1	822	1	1,030	1	1,030
E-1	0	0	0	0	0	0	0	0	0	1	38	439	1	401	1	991	1	991
ALL ENLISTED	5,162	2,158	2,266	372	433	0	0	0	0	443	829	1,516	257	1,106	589	1,273	589	1,272
UNKNOWN	0	0	0	0	0	0	0	0	0	0	0	0	0	0	1	508	1	508
TOTAL	6,881	2,877	3,025	566	423	0	0	0	0	513	1,020	1,802	307	1,209	595	1,284	595	1,283
SUMMARY TOTAL FOR RESERVE RETIRED ONLY:	2,398	1,700	1,825	205	287	4	480	4	480									

Excluding members who retired during the fiscal year and died before the end of the year.

Number of Military Retirees Who Retired During FY2014

***** (MARINE CORPS) *****

	NON DISABILITY EXCLUDING RESERVE RETIRED					DISABLED RETIREES												
	IN RETIRED APPROPRIATION		NOT IN RETIRED APPROPRIATION			IN RETIRED APPROPRIATION		NOT IN RETIRED APPROPRIATION										
	NUMBER	AVG MONTH NET	AVG MONTH GROSS	NUMBER WITH VA OFFSET	AVG VA OFFSET	NUMBER	AVG MONTH GROSS	NUMBER WITH VA OFFSET	AVG MONTH OFFSET	NUMBER	AVG MONTH NET	AVG MONTH GROSS	NUMBER WITH VA OFFSET	AVG VA OFFSET	NUMBER	AVG MONTH GROSS	NUMBER WITH VA OFFSET	AVG MONTH OFFSET
O-10	0	0	0	0	0	0	0	0	0	0	0	0	0	0	0	0	0	0
O-9	3	16,316	17,452	0	0	0	0	0	0	0	0	0	0	0	0	0	0	0
O-8	3	11,101	11,590	0	0	0	0	0	0	0	0	0	0	0	0	0	0	0
O-7	1	8,879	9,496	0	0	0	0	0	0	0	0	0	0	0	0	0	0	0
O-6	93	6,810	7,227	14	481	0	0	0	0	0	0	0	0	0	0	0	0	0
O-5	209	4,371	4,625	30	385	0	0	0	0	3	3,590	5,811	3	1,953	0	0	0	0
O-4	304	3,497	3,668	28	420	0	0	0	0	7	3,002	4,405	4	2,139	0	0	0	0
O-3	89	2,924	3,070	4	501	0	0	0	0	19	1,657	3,093	16	1,555	1	2,282	1	2,175
O-2	0	0	0	0	0	0	0	0	0	3	368	2,115	3	1,747	0	0	0	0
O-1	0	0	0	0	0	0	0	0	0	1	596	1,174	1	578	0	0	0	0
ALL COMM.	702	4,218	4,450	76	422	0	0	0	0	33	1,968	3,471	27	1,671	1	2,282	1	2,175
W-5	25	5,471	5,736	5	382	0	0	0	0	0	0	0	0	0	0	0	0	0
W-4	51	3,995	4,183	2	528	0	0	0	0	1	3,145	4,260	1	1,115	0	0	0	0
W-3	57	2,906	3,017	3	279	0	0	0	0	1	2,362	3,976	1	1,356	1	2,001	1	2,001
W-2	20	2,383	2,476	0	0	0	0	0	0	3	638	2,406	3	1,662	1	2,045	1	2,045
W-1	0	0	0	0	0	0	0	0	0	0	0	0	0	0	0	0	0	0
ALL WARRANT	153	3,620	3,779	10	380	0	0	0	0	5	1,484	3,091	5	1,491	2	2,023	2	2,023
ALL OFFICERS	855	4,111	4,330	86	417	0	0	0	0	38	1,905	3,421	32	1,643	3	2,109	3	2,074
E-9	282	4,178	4,350	7	388	0	0	0	0	6	2,883	4,059	5	1,290	0	0	0	0
E-8	436	2,443	2,549	30	410	0	0	0	0	8	2,105	2,910	5	1,200	1	2,908	1	2,908
E-7	629	1,866	1,960	26	508	0	0	0	0	41	1,474	2,546	27	1,493	13	2,220	13	2,220
E-6	558	1,407	1,488	31	429	0	0	0	0	104	1,067	1,957	72	1,229	72	1,761	72	1,760
E-5	3	1,422	1,519	0	0	0	0	0	0	206	772	1,572	134	1,184	223	1,429	223	1,428
E-4	0	0	0	0	0	0	0	0	0	127	617	1,190	70	994	225	1,112	225	1,112
E-3	0	0	0	0	0	0	0	0	0	77	635	957	30	782	164	972	164	972
E-2	0	0	0	0	0	0	0	0	0	18	665	856	6	526	18	1,031	18	1,031
E-1	0	0	0	0	0	0	0	0	0	3	657	873	1	578	4	797	4	797
ALL ENLISTED	1,908	2,205	2,309	94	442	0	0	0	0	590	857	1,563	350	1,133	720	1,262	720	1,261
UNKNOWN	0	0	0	0	0	0	0	0	0	0	0	0	0	0	0	0	0	0
TOTAL	2,763	2,795	2,934	180	430	0	0	0	0	628	920	1,676	382	1,176	723	1,265	723	1,265
SUMMARY TOTAL FOR RESERVE RETIRED ONLY:																		
	291	2,205	2,381	35	344	0	0	0	0									

Excluding members who retired during the fiscal year and died before the end of the year.

Number of Military Retirees Who Retired During FY2014

*******(AIR FORCE)*******

	NON DISABILITY EXCLUDING RESERVE RETIRED								DISABLED RETIREES									
	IN RETIRED APPROPRIATION				NOT IN RETIRED APPROPRIATION				IN RETIRED APPROPRIATION				NOT IN RETIRED APPROPRIATION					
	NUMBER	AVG MONTH NET	AVG MONTH GROSS	NUMBER WITH VA OFFSET	AVG VA OFFSET	NUMBER	AVG MONTH GROSS	NUMBER WITH VA OFFSET	AVG MONTH OFFSET	NUMBER	AVG MONTH NET	AVG MONTH GROSS	NUMBER WITH VA OFFSET	AVG VA OFFSET	NUMBER	AVG MONTH GROSS	NUMBER WITH VA OFFSET	AVG MONTH OFFSET
O-10	4	18,041	19,295	0	0	0	0	0	0	0	0	0	0	0	0	0	0	0
O-9	10	13,458	14,300	0	0	0	0	0	0	0	0	0	0	0	0	0	0	0
O-8	25	11,093	11,661	3	449	0	0	0	0	0	0	0	0	0	0	0	0	0
O-7	20	8,280	8,926	4	604	0	0	0	0	0	0	0	0	0	0	0	0	0
O-6	925	6,333	6,679	60	442	0	0	0	0	5	5,484	5,967	2	234	0	0	0	0
O-5	1,416	4,371	4,594	157	410	0	0	0	0	21	3,453	5,097	14	2,189	0	0	0	0
O-4	1,118	3,478	3,631	78	386	0	0	0	0	66	2,511	3,980	49	1,800	3	2,632	3	2,623
O-3	180	3,106	3,227	5	613	0	0	0	0	56	1,490	2,854	47	1,526	6	2,558	6	2,558
O-2	0	0	0	0	0	0	0	0	0	9	976	1,839	7	1,042	1	964	1	964
O-1	0	0	0	0	0	0	0	0	0	1	1,026	1,427	1	401	1	2,142	1	2,142
ALL COMM.	3,698	4,636	4,871	307	417	0	0	0	0	158	2,272	3,654	120	1,656	11	2,395	11	2,393
W-5	0	0	0	0	0	0	0	0	0	0	0	0	0	0	0	0	0	0
W-4	1	3,500	3,631	1	131	0	0	0	0	0	0	0	0	0	0	0	0	0
W-3	0	0	0	0	0	0	0	0	0	0	0	0	0	0	0	0	0	0
W-2	0	0	0	0	0	0	0	0	0	0	0	0	0	0	0	0	0	0
W-1	0	0	0	0	0	0	0	0	0	0	0	0	0	0	0	0	0	0
ALL WARRANT	1	3,500	3,631	1	131	0	0	0	0	0	0	0	0	0	0	0	0	0
ALL OFFICERS	3,699	4,636	4,871	308	416	0	0	0	0	158	2,272	3,654	120	1,656	11	2,395	11	2,393
E-9	604	4,201	4,388	43	432	0	0	0	0	15	3,317	3,951	5	1,363	0	0	0	0
E-8	999	2,781	2,908	63	492	0	0	0	0	41	2,351	3,086	21	1,182	1	1,377	1	1,377
E-7	4,651	2,068	2,173	299	436	0	0	0	0	188	1,680	2,534	103	1,343	30	2,335	30	2,316
E-6	2,522	1,430	1,504	120	432	0	0	0	0	249	821	1,814	175	1,330	153	1,776	153	1,773
E-5	309	1,244	1,299	1	578	0	0	0	0	302	672	1,456	195	1,163	304	1,346	304	1,345
E-4	28	961	1,023	2	330	0	0	0	0	163	493	991	101	788	285	1,057	285	1,056
E-3	1	1,017	1,017	0	0	0	0	0	0	50	659	949	22	643	72	1,005	72	1,005
E-2	0	0	0	0	0	0	0	0	0	2	524	813	1	578	4	940	4	940
E-1	2	693	720	0	0	0	0	0	0	3	992	992	0	0	2	834	2	834
ALL ENLISTED	9,116	2,079	2,182	528	441	0	0	0	0	1,013	974	1,744	623	1,162	851	1,329	851	1,328
UNKNOWN	0	0	0	0	0	0	0	0	0	1	606	606	0	0	2	396	2	396
TOTAL	12,815	2,817	2,958	836	432	0	0	0	0	1,172	1,149	2,001	743	1,242	864	1,341	864	1,339
SUMMARY TOTAL FOR RESERVE RETIRED ONLY:																		
	4,054	1,542	1,654	395	270	4	648	4	648									

Excluding members who retired during the fiscal year and died before the end of the year.

Number of Military Retirees Who Retired During FY2014

*******(ALL DOD)*******

	NON DISABILITY EXCLUDING RESERVE RETIRED										DISABLED RETIREES							
	IN RETIRED APPROPRIATION					NOT IN RETIRED APPROPRIATION					IN RETIRED APPROPRIATION				NOT IN RETIRED APPROPRIATION			
	NUMBER	AVG MONTH NET	AVG MONTH GROSS	NUMBER WITH VA OFFSET	AVG VA OFFSET	NUMBER	AVG MONTH GROSS	NUMBER WITH VA OFFSET	AVG MONTH OFFSET	NUMBER	AVG MONTH NET	AVG MONTH GROSS	NUMBER WITH VA OFFSET	AVG VA OFFSET	NUMBER	AVG MONTH GROSS	NUMBER WITH VA OFFSET	AVG MONTH OFFSET
O-10	9	17,978	19,227	0	0	0	0	0	0	0	0	0	0	0	0	0	0	0
O-9	35	14,132	15,011	1	232	0	0	0	0	0	0	0	0	0	0	0	0	0
O-8	64	11,224	11,827	4	370	0	0	0	0	0	0	0	0	0	0	0	0	0
O-7	60	8,643	9,220	8	491	0	0	0	0	1	10,224	10,935	0	0	0	0	0	0
O-6	2,311	6,630	6,990	182	437	0	0	0	0	40	5,467	6,766	22	1,727	0	0	0	0
O-5	3,220	4,540	4,772	321	425	0	0	0	0	159	3,625	5,283	115	1,990	0	0	0	0
O-4	2,557	3,619	3,788	204	421	0	0	0	0	283	2,662	4,170	198	1,956	6	2,803	6	2,766
O-3	547	3,232	3,380	33	471	0	0	0	0	406	1,831	3,320	307	1,822	28	2,385	28	2,370
O-2	7	2,481	2,551	0	0	0	0	0	0	94	1,131	2,355	71	1,526	18	2,148	18	2,136
O-1	0	0	0	0	0	0	0	0	0	10	1,121	1,674	6	856	5	2,219	5	2,219
ALL COMM.	8,810	4,866	5,117	753	429	0	0	0	0	993	2,437	3,915	719	1,845	57	2,340	57	2,324
W-5	158	5,705	5,988	18	419	0	0	0	0	3	4,219	5,174	1	1,857	1	2,121	1	2,121
W-4	531	3,961	4,150	36	428	0	0	0	0	47	3,110	4,251	33	1,356	0	0	0	0
W-3	353	2,888	3,028	27	482	0	0	0	0	52	2,222	3,542	32	1,877	4	2,311	4	2,311
W-2	194	2,199	2,328	17	452	0	0	0	0	73	1,444	2,833	59	1,605	12	2,164	12	2,152
W-1	1	2,946	3,151	0	0	0	0	0	0	3	1,358	2,357	2	1,395	0	0	0	0
ALL WARRANT	1,237	3,600	3,778	98	445	0	0	0	0	178	2,157	3,446	127	1,607	17	2,196	17	2,188
ALL OFFICERS	10,047	4,710	4,952	851	431	0	0	0	0	1,171	2,394	3,844	846	1,810	74	2,307	74	2,293
E-9	1,951	4,207	4,391	114	446	0	0	0	0	115	2,964	4,063	73	1,469	2	2,065	2	2,065
E-8	3,944	2,742	2,869	235	467	0	0	0	0	419	2,214	3,202	238	1,482	29	2,347	29	2,322
E-7	10,325	2,120	2,227	621	441	0	0	0	0	1,282	1,602	2,592	811	1,391	253	2,282	253	2,276
E-6	6,729	1,539	1,626	385	436	0	0	0	0	2,140	989	1,969	1,472	1,318	1,279	1,753	1,278	1,749
E-5	940	1,323	1,402	45	422	0	0	0	0	2,374	767	1,587	1,497	1,216	2,460	1,382	2,460	1,379
E-4	46	1,009	1,075	3	354	0	0	0	0	1,723	676	1,147	826	923	3,019	1,120	3,019	1,119
E-3	6	1,018	1,139	1	483	0	0	0	0	309	645	924	119	683	620	993	620	992
E-2	1	671	672	0	0	0	0	0	0	68	713	846	16	528	89	935	89	935
E-1	3	763	794	0	0	0	0	0	0	28	670	778	7	382	60	796	60	796
ALL ENLISTED	23,945	2,196	2,305	1,404	443	0	0	0	0	8,458	1,027	1,827	5,059	1,226	7,811	1,334	7,810	1,332
UNKNOWN	0	0	0	0	0	0	0	0	0	6	490	490	0	0	7	485	6	485
TOTAL	33,992	2,939	3,087	2,255	439	0	0	0	0	9,635	1,193	2,071	5,905	1,310	7,892	1,342	7,890	1,340
SUMMARY TOTAL FOR RESERVE RETIRED ONLY:																		
	14,388	1,445	1,560	1,630	291	45	518	45	518									

Excluding members who retired during the fiscal year and died before the end of the year.

Retirees Receiving Pay as of September 30, 2014 by Fiscal Year and Type of Retirement

Officers Only

Fiscal Year of Retirement	Retirees Inc. Reserves	Retirees Exc. Reserves	Reserve Retirees	Non Disability Inc. Reserves	Non Disability Exc. Reserves	Disability Retirees
2014	15,870	11,218	4,652	14,699	10,047	1,171
2013	15,609	9,999	5,610	14,441	8,831	1,168
2012	15,888	9,903	5,985	15,206	9,221	682
2011	15,345	9,307	6,038	14,803	8,765	542
2010	14,729	8,244	6,485	14,239	7,754	490
2009	16,492	8,759	7,733	16,022	8,289	470
2008	17,116	8,965	8,151	16,776	8,625	340
2007	19,677	10,033	9,644	19,359	9,715	318
2006	17,300	9,781	7,519	17,012	9,493	288
2005	16,708	9,927	6,781	16,445	9,664	263
2004	15,236	8,901	6,335	15,037	8,702	199
2003	14,257	7,880	6,377	14,092	7,715	165
2002	12,407	6,944	5,463	12,246	6,783	161
2001	13,580	8,955	4,625	13,401	8,776	179
2000	12,850	8,617	4,233	12,663	8,430	187
1999	12,817	8,695	4,122	12,633	8,511	184
1998	13,137	9,127	4,010	12,929	8,919	208
1997	14,235	10,520	3,715	14,018	10,303	217
1996	14,409	10,854	3,555	14,144	10,589	265
1995	15,715	12,248	3,467	15,411	11,944	304
1994	18,372	15,110	3,262	18,087	14,825	285
1993	15,863	12,657	3,206	15,529	12,323	334
1992	15,905	12,821	3,084	15,544	12,460	361
1991	13,137	9,918	3,219	12,853	9,634	284
1990	12,759	9,585	3,174	12,470	9,296	289
1989	12,856	10,184	2,672	12,505	9,833	351
1988	11,049	9,002	2,047	10,721	8,674	328
1987	9,630	8,172	1,458	9,319	7,861	311
1986	8,945	7,419	1,526	8,651	7,125	294
1985	8,524	6,802	1,722	8,262	6,540	262
1984	9,029	7,176	1,853	8,808	6,955	221
1983	7,839	6,197	1,642	7,649	6,007	190
1982	8,088	6,537	1,551	7,929	6,378	159
1981	6,900	5,551	1,349	6,760	5,411	140
1980	8,049	7,009	1,040	7,890	6,850	159
1979	7,698	7,006	692	7,495	6,803	203
1978	6,310	5,716	594	6,097	5,503	213
1977	5,511	5,193	318	5,291	4,973	220
1976	7,333	7,114	219	7,051	6,832	282
1975	5,048	4,940	108	4,819	4,711	229
1974	4,733	4,676	57	4,490	4,433	243
1973	4,241	4,205	36	3,811	3,775	430
1972	3,486	3,471	15	2,923	2,908	563
1971	3,844	3,834	10	3,219	3,209	625
OTHER	13,945	13,938	7	10,929	10,922	3,016
TOTAL	532,471	383,110	149,361	514,678	365,317	17,793

Fiscal Years prior to FY76 are July-June. Fiscal years after FY76 are October-September. FY76 is 15 months long.

Retirees Receiving Pay as of September 30, 2014 by Fiscal Year and Type of Retirement

Enlisted Only

Fiscal Year of Retirement	Retirees Inc. Reserves	Retirees Exc. Reserves	Reserve Retirees	Non Disability Inc. Reserves	Non Disability Exc. Reserves	Disability Retirees
2014	42,145	32,409	9,736	33,681	23,945	8,464
2013	44,886	32,637	12,249	36,063	23,814	8,823
2012	44,099	30,498	13,601	38,420	24,819	5,679
2011	44,927	30,892	14,035	40,583	26,548	4,344
2010	42,304	27,355	14,949	38,046	23,097	4,258
2009	44,377	28,183	16,194	40,604	24,410	3,773
2008	46,679	29,854	16,825	43,937	27,112	2,742
2007	50,853	32,493	18,360	48,787	30,427	2,066
2006	46,472	32,673	13,799	44,707	30,908	1,765
2005	46,508	34,979	11,529	44,989	33,460	1,519
2004	43,612	33,047	10,565	42,580	32,015	1,032
2003	43,965	33,369	10,596	43,266	32,670	699
2002	33,583	24,947	8,636	32,897	24,261	686
2001	37,863	30,808	7,055	37,226	30,171	637
2000	36,338	29,759	6,579	35,644	29,065	694
1999	39,395	32,984	6,411	38,678	32,267	717
1998	41,203	34,831	6,372	40,446	34,074	757
1997	38,906	32,909	5,997	37,970	31,973	936
1996	39,016	33,299	5,717	37,909	32,192	1,107
1995	52,823	47,596	5,227	51,506	46,279	1,317
1994	44,165	39,998	4,167	42,737	38,570	1,428
1993	39,698	36,051	3,647	38,349	34,702	1,349
1992	36,660	33,218	3,442	35,292	31,850	1,368
1991	30,197	27,019	3,178	28,989	25,811	1,208
1990	26,659	23,829	2,830	25,440	22,610	1,219
1989	26,786	24,748	2,038	25,386	23,348	1,400
1988	24,685	23,157	1,528	23,470	21,942	1,215
1987	20,131	19,031	1,100	18,887	17,787	1,244
1986	19,382	18,469	913	18,144	17,231	1,238
1985	18,616	17,835	781	17,310	16,529	1,306
1984	17,623	16,940	683	16,602	15,919	1,021
1983	15,609	15,117	492	14,850	14,358	759
1982	16,648	16,264	384	16,027	15,643	621
1981	16,377	16,114	263	15,745	15,482	632
1980	19,060	18,863	197	18,313	18,116	747
1979	17,660	17,535	125	16,851	16,726	809
1978	16,752	16,678	74	15,909	15,835	843
1977	17,827	17,781	46	16,957	16,911	870
1976	25,207	25,174	33	24,021	23,988	1,186
1975	21,050	21,031	19	20,145	20,126	905
1974	18,139	18,129	10	17,224	17,214	915
1973	15,942	15,938	4	14,671	14,667	1,271
1972	14,851	14,849	2	13,028	13,026	1,823
1971	12,226	12,226	0	10,132	10,132	2,094
OTHER	46,441	46,440	1	35,969	35,968	10,472
TOTAL	1,438,345	1,197,956	240,389	1,348,387	1,107,998	89,958

Fiscal Years prior to FY76 are July-June. Fiscal years after FY76 are October-September. FY76 is 15 months long.

Retirees Receiving Pay as of September 30, 2014 by Fiscal Year and Type of Retirement

All Retired

Fiscal Year of Retirement	Retirees Inc. Reserves	Retirees Exc. Reserves	Reserve Retirees	Non Disability Inc. Reserves	Non Disability Exc. Reserves	Disability Retirees
2014	58,015	43,627	14,388	48,380	33,992	9,635
2013	60,495	42,636	17,859	50,504	32,645	9,991
2012	59,987	40,401	19,586	53,626	34,040	6,361
2011	60,272	40,199	20,073	55,386	35,313	4,886
2010	57,033	35,599	21,434	52,285	30,851	4,748
2009	60,869	36,942	23,927	56,626	32,699	4,243
2008	63,795	38,819	24,976	60,713	35,737	3,082
2007	70,530	42,526	28,004	68,146	40,142	2,384
2006	63,772	42,454	21,318	61,719	40,401	2,053
2005	63,216	44,906	18,310	61,434	43,124	1,782
2004	58,848	41,948	16,900	57,617	40,717	1,231
2003	58,222	41,249	16,973	57,358	40,385	864
2002	45,990	31,891	14,099	45,143	31,044	847
2001	51,443	39,763	11,680	50,627	38,947	816
2000	49,188	38,376	10,812	48,307	37,495	881
1999	52,212	41,679	10,533	51,311	40,778	901
1998	54,340	43,958	10,382	53,375	42,993	965
1997	53,141	43,429	9,712	51,988	42,276	1,153
1996	53,425	44,153	9,272	52,053	42,781	1,372
1995	68,538	59,844	8,694	66,917	58,223	1,621
1994	62,537	55,108	7,429	60,824	53,395	1,713
1993	55,561	48,708	6,853	53,878	47,025	1,683
1992	52,565	46,039	6,526	50,836	44,310	1,729
1991	43,334	36,937	6,397	41,842	35,445	1,492
1990	39,418	33,414	6,004	37,910	31,906	1,508
1989	39,642	34,932	4,710	37,891	33,181	1,751
1988	35,734	32,159	3,575	34,191	30,616	1,543
1987	29,761	27,203	2,558	28,206	25,648	1,555
1986	28,327	25,888	2,439	26,795	24,356	1,532
1985	27,140	24,637	2,503	25,572	23,069	1,568
1984	26,652	24,116	2,536	25,410	22,874	1,242
1983	23,448	21,314	2,134	22,499	20,365	949
1982	24,736	22,801	1,935	23,956	22,021	780
1981	23,277	21,665	1,612	22,505	20,893	772
1980	27,109	25,872	1,237	26,203	24,966	906
1979	25,358	24,541	817	24,346	23,529	1,012
1978	23,062	22,394	668	22,006	21,338	1,056
1977	23,338	22,974	364	22,248	21,884	1,090
1976	32,540	32,288	252	31,072	30,820	1,468
1975	26,098	25,971	127	24,964	24,837	1,134
1974	22,872	22,805	67	21,714	21,647	1,158
1973	20,183	20,143	40	18,482	18,442	1,701
1972	18,337	18,320	17	15,951	15,934	2,386
1971	16,070	16,060	10	13,351	13,341	2,719
OTHER	60,386	60,378	8	46,898	46,890	13,488
TOTAL	1,970,816	1,581,066	389,750	1,863,065	1,473,315	107,751

Fiscal Years prior to FY76 are July-June. Fiscal years after FY76 are October-September. FY76 is 15 months long.

Number of Military Personnel on Active Duty Who Were Eligible to Retire and the Number Who Retired

ARMY

Fiscal Year	----- OFFICERS -----			----- ENLISTED -----			----- ALL -----		
	Number Eligible	Number Retiring	Percent Retiring	Number Eligible	Number Retiring	Percent Retiring	Number Eligible	Number Retiring	Percent Retiring
1963	24,153	5,521	22.9%	46,347	13,246	28.6%	70,500	18,767	26.6%
1964	21,282	4,308	20.2%	52,766	13,973	26.5%	74,048	18,281	24.7%
1965	28,014	3,816	13.6%	43,187	12,091	28.0%	71,201	15,907	22.3%
1966	21,778	4,087	18.8%	52,681	13,261	25.2%	74,459	17,348	23.3%
1967	21,609	3,985	18.4%	50,369	13,912	27.6%	71,978	17,897	24.9%
1968	21,957	3,607	16.4%	50,559	11,584	22.9%	72,516	15,191	20.9%
1969	22,471	3,480	15.5%	49,147	14,368	29.2%	71,618	17,848	24.9%
1970	19,257	4,620	24.0%	43,243	11,020	25.5%	62,500	15,640	25.0%
1971	18,843	3,709	19.7%	43,655	11,947	27.4%	62,498	15,656	25.1%
1972	17,578	3,625	20.6%	38,948	12,281	31.5%	56,526	15,906	28.1%
1973	16,344	3,698	22.6%	37,944	13,162	34.7%	54,288	16,860	31.1%
1974	15,324	3,632	23.7%	33,435	13,192	39.5%	48,759	16,824	34.5%
1975	15,026	4,010	26.7%	29,907	10,408	34.8%	44,933	14,418	32.1%
1976	14,805	5,269	35.6%	30,135	13,936	46.2%	44,940	19,205	42.7%
1977	13,702	3,141	22.9%	25,283	8,420	33.3%	38,985	11,561	29.7%
1978	14,200	3,400	23.9%	26,187	8,076	30.8%	40,387	11,476	28.4%
1979	14,177	3,822	27.0%	26,195	9,153	34.9%	40,372	12,975	32.1%
1980	13,942	3,786	27.2%	26,648	8,864	33.3%	40,590	12,650	31.2%
1981	13,561	3,048	22.5%	26,265	8,047	30.6%	39,826	11,095	27.9%
1982	13,959	3,044	21.8%	26,874	8,364	31.1%	40,833	11,408	27.9%
1983	13,997	2,770	19.8%	24,971	7,418	29.7%	38,968	10,188	26.1%
1984	14,169	3,034	21.4%	23,928	6,901	28.8%	38,097	9,935	26.1%
1985	13,930	2,789	20.0%	22,804	7,128	31.3%	36,734	9,917	27.0%
1986	15,298	3,292	21.5%	21,923	7,258	33.1%	37,221	10,550	28.3%
1987	15,753	3,275	20.8%	21,149	6,981	33.0%	36,902	10,256	27.8%
1988	16,837	3,333	19.8%	24,278	8,443	34.8%	41,115	11,776	28.6%
1989	17,175	3,997	23.3%	23,651	8,512	36.0%	40,826	12,509	30.6%
1990	16,945	3,746	22.1%	22,768	8,250	36.2%	39,713	11,996	30.2%
1991	16,881	3,308	19.6%	24,976	8,746	35.0%	41,857	12,054	28.8%
1992	18,068	5,731	31.7%	28,274	13,843	49.0%	46,342	19,574	42.2%
1993	16,206	5,627	34.7%	26,105	13,332	51.1%	42,311	18,959	44.8%
1994	14,410	4,970	34.5%	25,195	14,692	58.3%	39,605	19,662	49.6%
1995	13,901	4,502	32.4%	24,249	17,861	73.7%	38,150	22,363	58.6%
1996	13,730	4,212	30.7%	23,946	11,200	46.8%	37,676	15,412	40.9%
1997	13,801	3,978	28.8%	24,468	11,490	47.0%	38,269	15,468	40.4%
1998	13,848	3,127	22.6%	24,252	12,450	51.3%	38,100	15,577	40.9%
1999	13,556	3,072	22.7%	21,941	9,388	42.8%	35,497	12,460	35.1%
2000	13,586	3,197	23.5%	21,298	8,415	39.5%	34,884	11,612	33.3%
2001	13,498	3,447	25.5%	19,976	8,609	43.1%	33,474	12,056	36.0%
2002	13,847	2,680	19.4%	23,329	8,247	35.4%	37,176	10,927	29.4%
2003	14,362	2,665	18.6%	25,296	8,038	31.8%	39,658	10,703	27.0%
2004	15,047	3,304	22.0%	28,076	10,319	36.8%	43,123	13,623	31.6%
2005	15,375	3,655	23.8%	23,858	10,590	44.4%	39,233	14,245	36.3%
2006	15,305	3,520	23.0%	26,556	10,142	38.2%	41,861	13,662	32.6%
2007	15,151	3,181	21.0%	26,415	9,476	35.9%	41,566	12,657	30.5%
2008	16,243	3,001	18.5%	25,904	8,596	33.2%	42,147	11,597	27.5%
2009	17,241	3,107	18.0%	26,999	7,948	29.4%	44,240	11,055	25.0%
2010	17,897	2,882	16.1%	28,589	7,188	25.1%	46,486	10,070	21.7%
2011	18,746	3,165	16.9%	29,860	8,725	29.2%	48,606	11,890	24.5%
2012	19,538	3,343	17.1%	30,301	8,968	29.6%	49,839	12,311	24.7%
2013	20,281	3,501	17.3%	30,294	9,019	29.8%	50,575	12,520	24.8%
2014	20,823	3,782	18.2%	28,905	8,482	29.3%	49,728	12,264	24.7%
2015	20,602			27,748			48,350		

Number of Eligibles is number who had completed 19 years of active service at the conclusion of the prior year.
 Number retiring for this fiscal year is preliminary and subject to adjustments; most likely to be revised upward.
 Fiscal years 1963-1975 are July-June. 1976 is July-September (15 months) and 1977-present is October 1 - September 30.
 Fiscal Years 1963-2004, number retiring are only nondisability retirees with 20 or more years.
 Beginning in 2005, number retiring are both nondisability and disability retirees with 20 or more years.
 In some cases for earlier years, the numbers are estimates.

Number of Military Personnel on Active Duty Who Were Eligible to Retire and the Number Who Retired

NAVY

Fiscal Year	----- OFFICERS -----			----- ENLISTED -----			----- ALL -----		
	Number Eligible	Number Retiring	Percent Retiring	Number Eligible	Number Retiring	Percent Retiring	Number Eligible	Number Retiring	Percent Retiring
1963	16,947	2,054	12.1%	28,671	10,396	36.3%	45,618	12,450	27.3%
1964	18,220	2,574	14.1%	28,727	9,977	34.7%	46,947	12,551	26.7%
1965	17,300	2,379	13.8%	31,128	10,400	33.4%	48,428	12,779	26.4%
1966	16,753	1,374	8.2%	31,833	8,126	25.5%	48,586	9,500	19.6%
1967	15,980	2,182	13.7%	35,262	13,514	38.3%	51,242	15,696	30.6%
1968	17,512	2,026	11.6%	33,133	13,186	39.8%	50,645	15,212	30.0%
1969	17,550	2,418	13.8%	26,124	8,068	30.9%	43,674	10,486	24.0%
1970	15,524	1,999	12.9%	22,331	8,560	38.3%	37,855	10,559	27.9%
1971	15,465	3,536	22.9%	22,693	9,767	43.0%	38,158	13,303	34.9%
1972	13,369	2,160	16.2%	21,803	9,180	42.1%	35,172	11,340	32.2%
1973	12,891	2,450	19.0%	20,004	7,859	39.3%	32,895	10,309	31.3%
1974	12,106	2,525	20.9%	31,288	11,343	36.3%	43,394	13,868	32.0%
1975	13,876	2,395	17.3%	32,970	13,402	40.6%	46,846	15,797	33.7%
1976	11,868	3,299	27.8%	27,511	15,071	54.8%	39,379	18,370	46.6%
1977	11,238	2,052	18.3%	23,813	10,011	42.0%	35,051	12,063	34.4%
1978	11,467	2,240	19.5%	23,814	9,353	39.3%	35,281	11,593	32.9%
1979	11,571	2,317	20.0%	23,800	7,919	33.3%	35,371	10,236	28.9%
1980	11,209	2,230	19.9%	24,018	8,983	37.4%	35,227	11,213	31.8%
1981	11,137	1,729	15.5%	23,605	6,983	29.6%	34,742	8,712	25.1%
1982	11,343	2,013	17.7%	23,756	6,419	27.0%	35,099	8,432	24.0%
1983	11,401	1,712	15.0%	23,865	5,403	22.6%	35,266	7,115	20.2%
1984	11,380	1,790	15.7%	26,412	5,883	22.3%	37,792	7,673	20.3%
1985	11,285	1,795	15.9%	26,272	5,669	21.6%	37,557	7,464	19.9%
1986	11,688	1,845	15.8%	24,526	5,894	24.0%	36,214	7,739	21.4%
1987	11,936	1,902	15.9%	24,375	6,148	25.2%	36,311	8,050	22.2%
1988	12,486	2,111	16.9%	24,129	6,951	28.8%	36,615	9,062	24.7%
1989	13,290	2,328	17.5%	24,636	7,699	31.3%	37,926	10,027	26.4%
1990	13,297	2,276	17.1%	23,302	7,268	31.2%	36,599	9,544	26.1%
1991	13,417	2,642	19.7%	23,442	7,096	30.3%	36,859	9,738	26.4%
1992	13,378	2,584	19.3%	24,263	7,778	32.1%	37,641	10,362	27.5%
1993	13,251	2,634	19.9%	25,255	11,690	46.3%	38,506	14,324	37.2%
1994	12,740	4,574	35.9%	22,676	10,274	45.3%	35,416	14,848	41.9%
1995	11,660	3,139	26.9%	20,458	12,614	61.7%	32,118	15,753	49.0%
1996	11,101	2,387	21.5%	18,453	11,164	60.5%	29,554	13,551	45.9%
1997	11,404	2,363	20.7%	19,853	9,980	50.3%	31,257	12,343	39.5%
1998	11,532	2,163	18.8%	21,328	10,142	47.6%	32,860	12,305	37.4%
1999	11,430	2,380	20.8%	21,725	11,565	53.2%	33,155	13,945	42.1%
2000	11,421	1,826	16.0%	20,878	9,056	43.4%	32,299	10,882	33.7%
2001	11,591	1,976	17.0%	21,615	8,500	39.3%	33,206	10,476	31.5%
2002	11,748	1,824	15.5%	22,853	7,875	34.5%	34,601	9,699	28.0%
2003	12,435	1,879	15.1%	25,358	11,029	43.5%	37,793	12,908	34.2%
2004	12,736	2,006	15.8%	24,735	9,962	40.3%	37,471	11,968	31.9%
2005	13,122	2,260	17.2%	20,522	9,946	48.5%	33,644	12,206	36.3%
2006	13,240	2,309	17.4%	23,239	9,660	41.6%	36,479	11,969	32.8%
2007	13,103	2,286	17.4%	22,430	8,970	40.0%	35,533	11,256	31.7%
2008	13,205	2,209	16.7%	21,598	8,292	38.4%	34,803	10,501	30.2%
2009	13,405	2,012	15.0%	20,827	7,837	37.6%	34,232	9,849	28.8%
2010	13,766	1,930	14.0%	19,516	7,236	37.1%	33,282	9,166	27.5%
2011	13,925	1,886	13.5%	18,510	6,729	36.4%	32,435	8,615	26.6%
2012	14,194	2,347	16.5%	17,773	6,672	37.5%	31,967	9,019	28.2%
2013	13,906	1,890	13.6%	17,366	6,202	35.7%	31,272	8,092	25.9%
2014	13,876	1,730	12.5%	16,598	5,187	31.3%	30,474	6,917	22.7%
2015	13,991			15,896			29,887		

Number of Eligibles is number who had completed 19 years of active service at the conclusion of the prior year.
 Number retiring for this fiscal year is preliminary and subject to adjustments; most likely to be revised upward.
 Fiscal years 1963-1975 are July-June. 1976 is July-September (15 months) and 1977-present is October 1 - September 30.
 Fiscal Years 1963-2004, number retiring are only nondisability retirees with 20 or more years.
 Beginning in 2005, number retiring are both nondisability and disability retirees with 20 or more years.
 In some cases for earlier years, the numbers are estimates.

Number of Military Personnel on Active Duty Who Were Eligible to Retire and the Number Who Retired

MARINE CORPS

Fiscal Year	----- OFFICERS -----			----- ENLISTED -----			----- ALL -----		
	Number Eligible	Number Retiring	Percent Retiring	Number Eligible	Number Retiring	Percent Retiring	Number Eligible	Number Retiring	Percent Retiring
1963	4,672	748	16.0%	5,715	1,038	18.2%	10,387	1,786	17.2%
1964	4,172	658	15.8%	6,704	1,509	22.5%	10,876	2,167	19.9%
1965	3,816	358	9.4%	7,364	1,427	19.4%	11,180	1,785	16.0%
1966	3,018	232	7.7%	8,219	649	7.9%	11,237	881	7.8%
1967	4,042	455	11.3%	9,733	2,056	21.1%	13,775	2,511	18.2%
1968	3,863	509	13.2%	9,860	2,201	22.3%	13,723	2,710	19.7%
1969	4,305	535	12.4%	9,244	2,489	26.9%	13,549	3,024	22.3%
1970	4,293	598	13.9%	7,955	2,164	27.2%	12,248	2,762	22.6%
1971	4,172	836	20.0%	7,725	2,526	32.7%	11,897	3,362	28.3%
1972	3,559	509	14.3%	7,955	2,355	29.6%	11,514	2,864	24.9%
1973	3,622	562	15.5%	7,495	2,245	30.0%	11,117	2,807	25.2%
1974	3,741	652	17.4%	7,755	2,526	32.6%	11,496	3,178	27.6%
1975	4,253	594	14.0%	7,130	1,802	25.3%	11,383	2,396	21.0%
1976	3,724	1,016	27.3%	6,435	2,641	41.0%	10,159	3,657	36.0%
1977	3,416	705	20.6%	5,214	1,581	30.3%	8,630	2,286	26.5%
1978	3,211	759	23.6%	5,354	1,512	28.2%	8,565	2,271	26.5%
1979	3,228	720	22.3%	5,342	1,394	26.1%	8,570	2,114	24.7%
1980	2,766	638	23.1%	5,261	1,590	30.2%	8,027	2,228	27.8%
1981	2,607	535	20.5%	4,813	1,138	23.6%	7,420	1,673	22.5%
1982	2,556	549	21.5%	4,576	1,006	22.0%	7,132	1,555	21.8%
1983	2,356	431	18.3%	4,458	797	17.9%	6,814	1,228	18.0%
1984	2,298	408	17.8%	4,594	1,005	21.9%	6,892	1,413	20.5%
1985	2,339	406	17.4%	4,567	954	20.9%	6,906	1,360	19.7%
1986	2,495	496	19.9%	4,655	1,056	22.7%	7,150	1,552	21.7%
1987	2,662	471	17.7%	4,846	1,052	21.7%	7,508	1,523	20.3%
1988	2,822	552	19.6%	5,209	1,211	23.2%	8,031	1,763	22.0%
1989	3,025	644	21.3%	5,544	1,501	27.1%	8,569	2,145	25.0%
1990	3,040	624	20.5%	5,473	1,508	27.6%	8,513	2,132	25.0%
1991	3,170	630	19.9%	5,665	1,549	27.3%	8,835	2,179	24.7%
1992	3,193	843	26.4%	5,807	1,890	32.5%	9,000	2,733	30.4%
1993	3,126	721	23.1%	5,875	2,034	34.6%	9,001	2,755	30.6%
1994	3,196	723	22.6%	6,035	2,006	33.2%	9,231	2,729	29.6%
1995	3,318	599	18.1%	6,176	2,062	33.4%	9,494	2,661	28.0%
1996	3,584	692	19.3%	6,240	2,028	32.5%	9,824	2,720	27.7%
1997	3,665	742	20.2%	6,695	2,361	35.3%	10,360	3,103	30.0%
1998	3,650	734	20.1%	6,901	2,396	34.7%	10,551	3,130	29.7%
1999	3,539	744	21.0%	6,984	2,393	34.3%	10,523	3,137	29.8%
2000	3,419	737	21.6%	6,695	2,225	33.2%	10,114	2,962	29.3%
2001	3,289	744	22.6%	6,670	2,231	33.4%	9,959	2,975	29.9%
2002	3,216	612	19.0%	6,574	2,042	31.1%	9,790	2,654	27.1%
2003	3,269	542	16.6%	6,633	1,914	28.9%	9,902	2,456	24.8%
2004	3,403	694	20.4%	7,068	2,282	32.3%	10,471	2,976	28.4%
2005	3,315	694	20.9%	5,323	2,236	42.0%	8,638	2,930	33.9%
2006	3,260	746	22.9%	6,060	1,933	31.9%	9,320	2,679	28.7%
2007	3,224	691	21.4%	5,602	1,692	30.2%	8,826	2,383	27.0%
2008	3,324	763	23.0%	5,351	1,599	29.9%	8,675	2,362	27.2%
2009	3,391	728	21.5%	5,183	1,448	27.9%	8,574	2,176	25.4%
2010	3,408	624	18.3%	5,173	1,433	27.7%	8,581	2,057	24.0%
2011	3,644	668	18.3%	5,269	1,486	28.2%	8,913	2,154	24.2%
2012	3,897	733	18.8%	5,462	1,577	28.9%	9,359	2,310	24.7%
2013	4,059	920	22.7%	5,744	1,767	30.8%	9,803	2,687	27.4%
2014	3,959	753	19.0%	5,489	1,505	27.4%	9,448	2,258	23.9%
2015	4,113			5,723			9,836		

Number of Eligibles is number who had completed 19 years of active service at the conclusion of the prior year.
 Number retiring for this fiscal year is preliminary and subject to adjustments; most likely to be revised upward.
 Fiscal years 1963-1975 are July-June. 1976 is July-September (15 months) and 1977-present is October 1 - September 30.
 Fiscal Years 1963-2004, number retiring are only nondisability retirees with 20 or more years.
 Beginning in 2005, number retiring are both nondisability and disability retirees with 20 or more years.
 In some cases for earlier years, the numbers are estimates.

Number of Military Personnel on Active Duty Who Were Eligible to Retire and the Number Who Retired

AIR FORCE

Fiscal Year	----- OFFICERS -----			----- ENLISTED -----			----- ALL -----		
	Number Eligible	Number Retiring	Percent Retiring	Number Eligible	Number Retiring	Percent Retiring	Number Eligible	Number Retiring	Percent Retiring
1963	29,228	4,390	15.0%	39,632	11,773	29.7%	68,860	16,163	23.5%
1964	29,471	4,573	15.5%	38,996	11,328	29.0%	68,467	15,901	23.2%
1965	27,405	5,504	20.1%	41,423	10,660	25.7%	68,828	16,164	23.5%
1966	25,690	4,114	16.0%	58,591	11,500	19.6%	84,281	15,614	18.5%
1967	26,423	4,151	15.7%	47,356	14,149	29.9%	73,779	18,300	24.8%
1968	27,950	3,628	13.0%	56,847	16,325	28.7%	84,797	19,953	23.5%
1969	28,026	3,278	11.7%	60,092	14,350	23.9%	88,118	17,628	20.0%
1970	26,158	8,184	31.3%	53,190	16,892	31.8%	79,348	25,076	31.6%
1971	19,006	4,912	25.8%	65,255	21,691	33.2%	84,261	26,603	31.6%
1972	20,548	4,267	20.8%	71,323	24,119	33.8%	91,871	28,386	30.9%
1973	19,434	5,049	26.0%	66,795	26,859	40.2%	86,229	31,908	37.0%
1974	18,161	4,400	24.2%	62,586	23,919	38.2%	80,747	28,319	35.1%
1975	17,665	5,499	31.1%	65,781	25,832	39.3%	83,446	31,331	37.5%
1976	17,552	5,051	28.8%	58,522	23,078	39.4%	76,074	28,129	37.0%
1977	15,702	3,482	22.2%	49,734	16,000	32.2%	65,436	19,482	29.8%
1978	15,464	3,154	20.4%	41,912	12,693	30.3%	57,376	15,847	27.6%
1979	15,467	4,041	26.1%	41,929	12,930	30.8%	57,396	16,971	29.6%
1980	14,939	3,764	25.2%	35,490	12,531	35.3%	50,429	16,295	32.3%
1981	14,068	2,744	19.5%	35,063	9,939	28.3%	49,131	12,683	25.8%
1982	15,386	3,231	21.0%	35,419	9,622	27.2%	50,805	12,853	25.3%
1983	15,646	3,297	21.1%	34,662	8,768	25.3%	50,308	12,065	24.0%
1984	15,538	3,920	25.2%	34,122	9,671	28.3%	49,660	13,591	27.4%
1985	14,134	3,230	22.9%	32,063	9,670	30.2%	46,197	12,900	27.9%
1986	14,933	3,043	20.4%	31,842	9,109	28.6%	46,775	12,152	26.0%
1987	16,278	3,712	22.8%	32,442	9,100	28.1%	48,720	12,812	26.3%
1988	16,945	4,066	24.0%	35,234	11,115	31.5%	52,179	15,181	29.1%
1989	16,852	4,221	25.0%	35,908	11,004	30.6%	52,760	15,225	28.9%
1990	16,485	3,785	23.0%	33,051	9,992	30.2%	49,536	13,777	27.8%
1991	16,801	4,129	24.6%	34,973	12,696	36.3%	51,774	16,825	32.5%
1992	16,327	4,551	27.9%	32,592	13,095	40.2%	48,919	17,646	36.1%
1993	15,606	4,293	27.5%	31,115	11,899	38.2%	46,721	16,192	34.7%
1994	14,623	5,462	37.4%	30,047	15,276	50.8%	44,670	20,738	46.4%
1995	13,133	4,297	32.7%	27,179	17,323	63.7%	40,312	21,620	53.6%
1996	12,985	3,762	29.0%	25,306	9,918	39.2%	38,291	13,680	35.7%
1997	12,937	3,587	27.7%	26,681	9,949	37.3%	39,618	13,536	34.2%
1998	12,498	3,186	25.5%	28,207	10,809	38.3%	40,705	13,995	34.4%
1999	12,567	2,582	20.5%	28,678	10,314	36.0%	41,245	12,896	31.3%
2000	12,463	2,862	23.0%	29,848	10,439	35.0%	42,311	13,301	31.4%
2001	11,853	2,794	23.6%	32,555	11,747	36.1%	44,408	14,541	32.7%
2002	11,927	1,744	14.6%	32,563	6,685	20.5%	44,490	8,429	18.9%
2003	13,115	2,650	20.2%	36,448	11,717	32.1%	49,563	14,367	29.0%
2004	13,123	2,793	21.3%	35,825	10,029	28.0%	48,948	12,822	26.2%
2005	13,030	3,187	24.5%	34,628	11,576	33.4%	47,658	14,763	31.0%
2006	12,602	3,082	24.5%	36,914	9,944	26.9%	49,516	13,026	26.3%
2007	12,387	3,658	29.5%	36,404	11,002	30.2%	48,791	14,660	30.0%
2008	11,664	2,703	23.2%	32,340	9,117	28.2%	44,004	11,820	26.9%
2009	12,246	2,476	20.2%	30,970	7,734	25.0%	43,216	10,210	23.6%
2010	12,312	2,402	19.5%	29,554	7,760	26.3%	41,866	10,162	24.3%
2011	12,667	3,151	24.9%	27,585	10,158	36.8%	40,252	13,309	33.1%
2012	12,480	2,937	23.5%	24,613	7,845	31.9%	37,093	10,782	29.1%
2013	12,552	2,587	20.6%	23,167	7,565	32.7%	35,719	10,152	28.4%
2014	12,776	3,294	25.8%	21,848	6,920	31.7%	34,624	10,214	29.5%
2015	11,591			20,773			32,364		

Number of Eligibles is number who had completed 19 years of active service at the conclusion of the prior year.
 Number retiring for this fiscal year is preliminary and subject to adjustments; most likely to be revised upward.
 Fiscal years 1963-1975 are July-June. 1976 is July-September (15 months) and 1977-present is October 1 - September 30.
 Fiscal Years 1963-2004, number retiring are only nondisability retirees with 20 or more years.
 Beginning in 2005, number retiring are both nondisability and disability retirees with 20 or more years.
 In some cases for earlier years, the numbers are estimates.

Number of Military Personnel on Active Duty Who Were Eligible to Retire and the Number Who Retired

ALL DOD

Fiscal Year	----- OFFICERS -----			----- ENLISTED -----			----- ALL -----		
	Number Eligible	Number Retiring	Percent Retiring	Number Eligible	Number Retiring	Percent Retiring	Number Eligible	Number Retiring	Percent Retiring
1963	75,000	12,713	17.0%	120,365	36,453	30.3%	195,365	49,166	25.2%
1964	73,145	12,113	16.6%	127,193	36,787	28.9%	200,338	48,900	24.4%
1965	76,535	12,057	15.8%	123,102	34,578	28.1%	199,637	46,635	23.4%
1966	67,239	9,807	14.6%	151,324	33,536	22.2%	218,563	43,343	19.8%
1967	68,054	10,773	15.8%	142,720	43,631	30.6%	210,774	54,404	25.8%
1968	71,282	9,770	13.7%	150,399	43,296	28.8%	221,681	53,066	23.9%
1969	72,352	9,711	13.4%	144,607	39,275	27.2%	216,959	48,986	22.6%
1970	65,232	15,401	23.6%	126,719	38,636	30.5%	191,951	54,037	28.2%
1971	57,486	12,993	22.6%	139,328	45,931	33.0%	196,814	58,924	29.9%
1972	55,054	10,561	19.2%	140,029	47,935	34.2%	195,083	58,496	30.0%
1973	52,291	11,759	22.5%	132,238	50,125	37.9%	184,529	61,884	33.5%
1974	49,332	11,209	22.7%	135,064	50,980	37.7%	184,396	62,189	33.7%
1975	50,820	12,498	24.6%	135,788	51,444	37.9%	186,608	63,942	34.3%
1976	47,949	14,635	30.5%	122,603	54,726	44.6%	170,552	69,361	40.7%
1977	44,058	9,380	21.3%	104,044	36,012	34.6%	148,102	45,392	30.6%
1978	44,342	9,553	21.5%	97,267	31,634	32.5%	141,609	41,187	29.1%
1979	44,443	10,900	24.5%	97,266	31,396	32.3%	141,709	42,296	29.8%
1980	42,856	10,418	24.3%	91,417	31,968	35.0%	134,273	42,386	31.6%
1981	41,373	8,056	19.5%	89,746	26,107	29.1%	131,119	34,163	26.1%
1982	43,244	8,837	20.4%	90,625	25,411	28.0%	133,869	34,248	25.6%
1983	43,400	8,210	18.9%	87,956	22,386	25.5%	131,356	30,596	23.3%
1984	43,385	9,152	21.1%	89,056	23,460	26.3%	132,441	32,612	24.6%
1985	41,688	8,220	19.7%	85,706	23,421	27.3%	127,394	31,641	24.8%
1986	44,414	8,676	19.5%	82,946	23,317	28.1%	127,360	31,993	25.1%
1987	46,629	9,360	20.1%	82,812	23,281	28.1%	129,441	32,641	25.2%
1988	49,090	10,062	20.5%	88,850	27,720	31.2%	137,940	37,782	27.4%
1989	50,342	11,190	22.2%	89,739	28,716	32.0%	140,081	39,906	28.5%
1990	49,767	10,431	21.0%	84,594	27,018	31.9%	134,361	37,449	27.9%
1991	50,269	10,709	21.3%	89,056	30,087	33.8%	139,325	40,796	29.3%
1992	50,966	13,709	26.9%	90,936	36,606	40.3%	141,902	50,315	35.5%
1993	48,189	13,275	27.5%	88,350	38,955	44.1%	136,539	52,230	38.3%
1994	44,969	15,729	35.0%	83,953	42,248	50.3%	128,922	57,977	45.0%
1995	42,012	12,537	29.8%	78,062	49,860	63.9%	120,074	62,397	52.0%
1996	41,400	11,053	26.7%	73,945	34,310	46.4%	115,345	45,363	39.3%
1997	41,807	10,670	25.5%	77,697	33,780	43.5%	119,504	44,450	37.2%
1998	41,528	9,210	22.2%	80,688	35,797	44.4%	122,216	45,007	36.8%
1999	41,092	8,778	21.4%	79,328	33,660	42.4%	120,420	42,438	35.2%
2000	40,889	8,622	21.1%	78,719	30,135	38.3%	119,608	38,757	32.4%
2001	40,231	8,961	22.3%	80,816	31,087	38.5%	121,047	40,048	33.1%
2002	40,738	6,860	16.8%	85,319	24,849	29.1%	126,057	31,709	25.2%
2003	43,181	7,736	17.9%	93,735	32,698	34.9%	136,916	40,434	29.5%
2004	44,309	8,797	19.9%	95,704	32,592	34.1%	140,013	41,389	29.6%
2005	44,842	9,796	21.8%	84,331	34,348	40.7%	129,173	44,144	34.2%
2006	44,407	9,657	21.7%	92,769	31,679	34.1%	137,176	41,336	30.1%
2007	43,865	9,816	22.4%	90,851	31,140	34.3%	134,716	40,956	30.4%
2008	44,436	8,676	19.5%	85,193	27,604	32.4%	129,629	36,280	28.0%
2009	46,283	8,323	18.0%	83,979	24,967	29.7%	130,262	33,290	25.6%
2010	47,383	7,838	16.5%	82,832	23,617	28.5%	130,215	31,455	24.2%
2011	48,982	8,870	18.1%	81,224	27,098	33.4%	130,206	35,968	27.6%
2012	50,109	9,360	18.7%	78,149	25,062	32.1%	128,258	34,422	26.8%
2013	50,798	8,898	17.5%	76,571	24,553	32.1%	127,369	33,451	26.3%
2014	51,434	9,559	18.6%	72,840	22,094	30.3%	124,274	31,653	25.5%
2015	50,297			70,140			120,437		

Number of Eligibles is number who had completed 19 years of active service at the conclusion of the prior year.
 Number retiring for this fiscal year is preliminary and subject to adjustments; most likely to be revised upward.
 Fiscal years 1963-1975 are July-June. 1976 is July-September (15 months) and 1977-present is October 1 - September 30.
 Fiscal Years 1963-2004, number retiring are only nondisability retirees with 20 or more years.
 Beginning in 2005, number retiring are both nondisability and disability retirees with 20 or more years.
 In some cases for earlier years, the numbers are estimates.

Number of Military Personnel on DoD Retired Rolls as of September 30, 2014 by Annual Gross/Net\$\$ Groupings

*******(ARMY)*******

*ANNUAL \$	ALL RETIREES INCLUDING RESERVES		ALL RETIREES EXCLUDING RESERVES		RESERVE RETIREES ONLY		NON-DISABILITY INCLUDING RESERVES		NON-DISABILITY EXCLUDING RESERVES		DISABILITY RETIREES ONLY	
	NET	GROSS	NET	GROSS	NET	GROSS	NET	GROSS	NET	GROSS	NET	GROSS
1- 999	5,315	1	4,941	1	374	0	376	0	2	0	4,939	1
1000- 1999	5,367	7	4,829	4	538	3	547	3	9	0	4,820	4
2000- 2999	5,188	518	4,183	389	1,005	129	1,049	129	44	0	4,139	389
3000- 3999	8,182	3,360	3,995	1,008	4,187	2,352	4,275	2,352	88	0	3,907	1,008
4000- 4999	14,315	11,056	3,629	2,639	10,686	8,417	10,814	8,417	128	0	3,501	2,639
5000- 5999	16,655	17,788	3,385	4,750	13,270	13,038	13,481	13,040	211	2	3,174	4,748
6000- 6999	18,773	21,388	3,188	7,055	15,585	14,333	15,862	14,334	277	1	2,911	7,054
7000- 7999	17,964	21,593	3,144	6,814	14,820	14,779	15,417	14,798	597	19	2,547	6,795
8000- 8999	16,855	21,348	2,971	7,579	13,884	13,769	14,647	13,794	763	25	2,208	7,554
9000- 9999	16,973	18,564	3,407	6,025	13,566	12,539	15,100	12,562	1,534	23	1,873	6,002
10000-10999	17,839	19,907	5,017	7,848	12,822	12,059	16,076	13,701	3,254	1,642	1,763	6,206
11000-11999	16,209	18,582	4,599	6,676	11,610	11,906	14,833	12,552	3,223	646	1,376	6,030
12000-12999	16,557	17,816	6,219	7,372	10,338	10,444	15,269	12,084	4,931	1,640	1,288	5,732
13000-13999	16,401	15,976	7,429	6,934	8,972	9,042	15,195	10,894	6,223	1,852	1,206	5,082
14000-14999	17,347	17,133	9,088	8,770	8,259	8,363	16,249	11,342	7,990	2,979	1,098	5,791
15000-15999	18,950	19,074	11,369	11,130	7,581	7,944	17,835	14,141	10,254	6,197	1,115	4,933
16000-16999	21,333	16,051	14,585	9,098	6,748	6,953	20,373	11,006	13,625	4,053	960	5,045
17000-17999	26,772	26,215	20,632	19,724	6,140	6,491	25,635	21,526	19,495	15,035	1,137	4,689
18000-18999	28,879	36,962	23,623	31,208	5,256	5,754	27,888	32,816	22,632	27,062	991	4,146
19000-19999	25,952	22,817	21,203	17,523	4,749	5,294	25,038	18,961	20,289	13,667	914	3,856
20000-20999	36,274	45,271	31,956	40,452	4,318	4,819	35,187	41,862	30,869	37,043	1,087	3,409
21000-21999	27,430	34,021	23,709	29,756	3,721	4,265	26,481	30,179	22,760	25,914	949	3,842
22000-22999	23,455	24,203	20,252	20,437	3,203	3,766	22,606	22,154	19,403	18,388	849	2,049
23000-23999	27,227	32,303	24,187	28,992	3,040	3,311	26,386	30,187	23,346	26,876	841	2,116
24000-24999	23,840	32,274	21,038	29,176	2,802	3,098	23,071	30,208	20,269	27,110	769	2,066
25000-25999	17,874	23,370	15,427	20,611	2,447	2,759	17,140	20,766	14,693	18,007	734	2,604
26000-26999	15,502	18,026	13,282	15,450	2,220	2,576	14,949	16,312	12,729	13,736	553	1,714
27000-27999	14,924	18,673	13,009	16,306	1,915	2,367	14,341	16,852	12,426	14,485	583	1,821
28000-28999	12,413	15,186	10,648	13,164	1,765	2,022	11,885	13,960	10,120	11,938	528	1,226
29000-29999	11,762	14,242	10,180	12,409	1,582	1,833	11,282	12,978	9,700	11,145	480	1,264
30000-30999	10,158	11,659	8,724	9,998	1,434	1,661	9,723	10,446	8,289	8,785	435	1,213
31000-31999	10,042	13,354	8,737	11,811	1,305	1,543	9,668	12,257	8,363	10,714	374	1,097
32000-32999	8,436	9,984	7,268	8,652	1,168	1,332	8,077	8,892	6,909	7,560	359	1,092
33000-33999	7,724	9,154	6,666	7,922	1,058	1,232	7,418	8,468	6,360	7,236	306	686
34000-34999	7,041	7,175	6,098	6,051	943	1,124	6,803	6,620	5,860	5,496	238	555
35000-35999	7,555	7,388	6,631	6,299	924	1,089	7,311	6,778	6,387	5,689	244	610
36000-36999	6,943	6,927	6,092	5,932	851	995	6,710	6,436	5,859	5,441	233	491
37000-37999	7,025	7,956	6,259	7,110	766	846	6,798	7,443	6,032	6,597	227	513
38000-38999	7,372	9,844	6,744	9,029	628	815	7,148	9,309	6,520	8,494	224	535
39000-39999	5,752	6,202	5,164	5,406	588	796	5,564	5,767	4,976	4,971	188	435
40000-40999	5,885	6,262	5,294	5,513	591	749	5,711	5,800	5,120	5,051	174	462
41000-41999	5,592	5,656	5,103	4,999	489	657	5,407	5,252	4,918	4,595	185	404
42000-42999	5,411	5,536	5,005	4,967	406	569	5,275	5,207	4,869	4,638	136	329
43000-43999	5,658	5,500	5,310	5,005	348	495	5,527	5,134	5,179	4,639	131	366
44000-44999	5,448	5,979	5,124	5,554	324	425	5,326	5,625	5,002	5,200	122	354
45000-45999	4,874	5,850	4,604	5,438	270	412	4,745	5,546	4,475	5,134	129	304
46000-46999	5,288	7,397	5,045	7,041	243	356	5,151	7,122	4,908	6,766	137	275
47000-47999	4,058	4,515	3,841	4,213	217	302	3,958	4,318	3,741	4,016	100	197
48000-48999	3,987	4,226	3,762	3,930	225	296	3,874	4,003	3,649	3,707	113	223
49000-49999	3,507	3,632	3,330	3,397	177	235	3,420	3,438	3,243	3,203	87	194
50000-50999	3,490	4,249	3,322	4,044	168	205	3,411	4,052	3,243	3,847	79	197
51000-51999	3,180	3,690	3,047	3,478	133	212	3,105	3,466	2,972	3,254	75	224
52000-52999	3,240	4,128	3,115	3,946	125	182	3,148	4,000	3,023	3,818	92	128
53000-53999	2,766	3,261	2,648	3,099	118	162	2,695	3,132	2,577	2,970	71	129
54000-54999	2,678	3,309	2,589	3,152	89	157	2,596	3,146	2,507	2,989	82	163
55000-55999	2,294	2,896	2,207	2,763	87	133	2,234	2,764	2,147	2,631	60	132
56000-56999	1,918	2,153	1,837	2,028	81	125	1,868	2,041	1,787	1,916	50	112
57000-57999	2,072	2,590	1,991	2,495	81	95	2,017	2,472	1,936	2,377	55	118
58000-58999	1,781	2,400	1,727	2,294	54	106	1,737	2,279	1,683	2,173	44	121
59000-59999	1,506	1,773	1,434	1,682	72	91	1,476	1,678	1,404	1,587	30	95

*Annual \$ is the monthly amount paid in September 2014 times 12.

Number of Military Personnel on DoD Retired Rolls as of September 30, 2014 by Annual Gross/Net\$\$ Groupings

*******(ARMY)*******

*ANNUAL \$	ALL RETIREES INCLUDING RESERVES		ALL RETIREES EXCLUDING RESERVES		RESERVE RETIREES ONLY		NON-DISABILITY INCLUDING RESERVES		NON-DISABILITY EXCLUDING RESERVES		DISABILITY RETIREES ONLY	
	NET	GROSS	NET	GROSS	NET	GROSS	NET	GROSS	NET	GROSS	NET	GROSS
60000-60999	1,626	2,180	1,578	2,110	48	70	1,574	2,055	1,526	1,985	52	125
61000-61999	1,330	1,690	1,286	1,614	44	76	1,291	1,610	1,247	1,534	39	80
62000-62999	1,381	1,715	1,353	1,671	28	44	1,347	1,630	1,319	1,586	34	85
63000-63999	1,159	1,260	1,131	1,209	28	51	1,116	1,182	1,088	1,131	43	78
64000-64999	1,071	1,285	1,040	1,241	31	44	1,049	1,165	1,018	1,121	22	120
65000-65999	1,053	1,186	1,037	1,140	16	46	1,026	1,129	1,010	1,083	27	57
66000-66999	1,003	1,119	985	1,089	18	30	978	1,057	960	1,027	25	62
67000-67999	1,104	1,122	1,089	1,093	15	29	1,095	1,078	1,080	1,049	9	44
68000-68999	987	866	969	832	18	34	966	825	948	791	21	41
69000-69999	940	683	930	659	10	24	929	664	919	640	11	19
70000-70999	1,192	978	1,178	956	14	22	1,161	930	1,147	908	31	48
71000-71999	993	799	980	768	13	31	970	754	957	723	23	45
72000-72999	1,078	1,205	1,073	1,192	5	13	1,061	1,180	1,056	1,167	17	25
73000-73999	1,049	1,098	1,044	1,086	5	12	1,027	1,071	1,022	1,059	22	27
74000-74999	967	957	964	948	3	9	947	924	944	915	20	33
75000-75999	1,000	1,195	994	1,186	6	9	983	1,143	977	1,134	17	52
76000-76999	1,021	1,032	1,015	1,023	6	9	1,007	982	1,001	973	14	50
77000-77999	892	901	888	891	4	10	874	870	870	860	18	31
78000-78999	1,178	845	1,175	839	3	6	1,161	792	1,158	786	17	53
79000-79999	914	913	911	910	3	3	905	900	902	897	9	13
80000-80999	834	672	828	664	6	8	821	657	815	649	13	15
81000-81999	785	784	782	780	3	4	781	780	778	776	4	4
82000-82999	751	1,030	750	1,028	1	2	742	1,013	741	1,011	9	17
83000-83999	758	1,651	756	1,650	2	1	755	1,634	753	1,633	3	17
84000-84999	501	1,040	499	1,039	2	1	493	1,018	491	1,017	8	22
85000-85999	507	690	504	688	3	2	499	678	496	676	8	12
86000-86999	571	1,046	568	1,042	3	4	568	1,027	565	1,023	3	19
87000-87999	397	366	394	363	3	3	394	357	391	354	3	9
88000-88999	395	623	392	620	3	3	389	616	386	613	6	7
89000-89999	571	411	571	410	0	1	563	400	563	399	8	11
90000-90999	247	282	243	277	4	5	243	278	239	273	4	4
91000-91999	342	443	341	440	1	3	339	434	338	431	3	9
92000-92999	291	353	291	351	0	2	285	346	285	344	6	7
93000-93999	339	568	338	568	1	0	331	552	330	552	8	16
94000-94999	200	292	197	287	3	5	192	282	189	277	8	10
95000-95999	247	831	247	829	0	2	245	821	245	819	2	10
96000-96999	263	399	262	397	1	2	250	382	249	380	13	17
97000-97999	121	112	121	112	0	0	120	112	120	112	1	0
98000-98999	132	338	129	336	3	2	130	326	127	324	2	12
99000-99999	345	572	344	570	1	2	334	559	333	557	11	13
100000-100999	64	75	64	75	0	0	63	75	63	75	1	0
101000-101999	140	94	139	93	1	1	140	93	139	92	0	1
102000-102999	70	50	67	49	3	1	70	50	67	49	0	0
103000-103999	70	53	69	52	1	1	69	52	68	51	1	1
104000-104999	71	56	71	56	0	0	69	54	69	54	2	2
105000-105999	37	57	37	55	0	2	37	56	37	54	0	1
106000-106999	103	51	102	50	1	1	102	51	101	50	1	0
107000-107999	41	60	41	60	0	0	38	57	38	57	3	3
108000-108999	60	191	60	189	0	2	60	190	60	188	0	1
109000-109999	64	113	64	113	0	0	63	112	63	112	1	1
110000-110999	38	62	38	61	0	1	35	59	35	58	3	3
111000-111999	53	61	53	60	0	1	53	61	53	60	0	0
112000-112999	66	33	65	33	1	0	66	32	65	32	0	1
113000-113999	28	104	27	102	1	2	27	103	26	101	1	1
114000-114999	58	63	57	61	1	2	58	62	57	60	0	1
ABOVE 114999	475	757	475	755	0	2	468	749	468	747	7	8
TOTAL	727,181	795,783	515,448	583,321	211,733	212,462	668,547	672,870	456,814	460,408	58,634	122,913

*Annual \$ is the monthly amount paid in September 2014 times 12.

Number of Military Personnel on DoD Retired Rolls as of September 30, 2014 by Annual Gross/Net\$\$ Groupings

*******(NAVY)*******

*ANNUAL \$	ALL RETIREES INCLUDING RESERVES		ALL RETIREES EXCLUDING RESERVES		RESERVE RETIREES ONLY		NON-DISABILITY INCLUDING RESERVES		NON-DISABILITY EXCLUDING RESERVES		DISABILITY RETIREES ONLY	
	NET	GROSS	NET	GROSS	NET	GROSS	NET	GROSS	NET	GROSS	NET	GROSS
1- 999	918	0	856	0	62	0	63	0	1	0	855	0
1000- 1999	1,022	6	926	3	96	3	101	3	5	0	921	3
2000- 2999	1,115	425	879	341	236	84	246	84	10	0	869	341
3000- 3999	1,863	1,277	928	562	935	715	987	715	52	0	876	562
4000- 4999	2,790	2,577	985	1,172	1,805	1,405	1,924	1,405	119	0	866	1,172
5000- 5999	4,226	4,884	1,116	2,102	3,110	2,782	3,297	2,785	187	3	929	2,099
6000- 6999	5,513	6,428	1,330	2,488	4,183	3,940	4,645	3,942	462	2	868	2,488
7000- 7999	5,419	6,324	1,476	2,632	3,943	3,692	4,629	3,710	686	18	790	2,614
8000- 8999	5,514	6,547	1,669	2,388	3,845	4,159	4,871	4,186	1,026	27	643	2,361
9000- 9999	5,342	4,882	2,180	1,908	3,162	2,974	4,803	3,033	1,641	59	539	1,849
10000-10999	6,679	4,957	3,521	2,163	3,158	2,794	6,193	3,269	3,035	475	486	1,688
11000-11999	7,975	6,130	4,667	3,005	3,308	3,125	7,538	4,383	4,230	1,258	437	1,747
12000-12999	9,420	6,854	6,436	3,617	2,984	3,237	8,976	5,257	5,992	2,020	444	1,597
13000-13999	10,043	6,255	7,335	3,762	2,708	2,493	9,652	4,906	6,944	2,413	391	1,349
14000-14999	13,270	7,858	10,637	5,408	2,633	2,450	12,895	6,509	10,262	4,059	375	1,349
15000-15999	17,531	15,936	14,873	13,377	2,658	2,559	17,013	14,570	14,355	12,011	518	1,366
16000-16999	18,955	12,540	16,612	10,154	2,343	2,386	18,477	11,449	16,134	9,063	478	1,091
17000-17999	27,001	25,055	24,793	22,797	2,208	2,258	26,303	23,650	24,095	21,392	698	1,405
18000-18999	37,989	46,663	35,967	44,648	2,022	2,015	37,045	44,858	35,023	42,843	944	1,805
19000-19999	24,371	25,630	22,563	23,748	1,808	1,882	23,858	24,614	22,050	22,732	513	1,016
20000-20999	31,556	41,373	29,700	39,553	1,856	1,820	30,848	40,092	28,992	38,272	708	1,281
21000-21999	20,116	26,516	18,448	24,829	1,668	1,687	19,653	25,506	17,985	23,819	463	1,010
22000-22999	14,735	15,195	13,155	13,619	1,580	1,576	14,401	14,562	12,821	12,986	334	633
23000-23999	17,176	19,483	15,714	17,987	1,462	1,496	16,825	18,806	15,363	17,310	351	677
24000-24999	14,042	16,462	12,713	14,975	1,329	1,487	13,752	15,863	12,423	14,376	290	599
25000-25999	11,532	13,345	10,350	11,993	1,182	1,352	11,298	12,855	10,116	11,503	234	490
26000-26999	10,064	10,641	9,005	9,493	1,059	1,148	9,849	10,247	8,790	9,099	215	394
27000-27999	9,930	11,854	8,923	10,756	1,007	1,098	9,712	11,401	8,705	10,303	218	453
28000-28999	8,093	9,526	7,202	8,533	891	993	7,924	9,236	7,033	8,243	169	290
29000-29999	7,644	8,884	6,851	7,980	793	904	7,529	8,638	6,736	7,734	115	246
30000-30999	5,901	6,992	5,198	6,163	703	829	5,769	6,777	5,066	5,948	132	215
31000-31999	5,966	7,230	5,300	6,509	666	721	5,859	7,056	5,193	6,335	107	174
32000-32999	4,840	5,234	4,243	4,560	597	674	4,749	5,052	4,152	4,378	91	182
33000-33999	4,818	5,017	4,254	4,366	564	651	4,706	4,845	4,142	4,194	112	172
34000-34999	4,398	3,983	3,861	3,382	537	601	4,296	3,845	3,759	3,244	102	138
35000-35999	4,651	4,395	4,213	3,831	438	564	4,566	4,260	4,128	3,696	85	135
36000-36999	4,812	4,662	4,418	4,157	394	505	4,720	4,544	4,326	4,039	92	118
37000-37999	4,765	4,733	4,432	4,313	333	420	4,674	4,605	4,341	4,185	91	128
38000-38999	5,274	5,785	4,987	5,408	287	377	5,185	5,659	4,898	5,282	89	126
39000-39999	4,504	4,851	4,203	4,510	301	341	4,407	4,728	4,106	4,387	97	123
40000-40999	4,280	4,329	3,975	3,999	305	330	4,195	4,221	3,890	3,891	85	108
41000-41999	3,858	3,972	3,636	3,711	222	261	3,793	3,875	3,571	3,614	65	97
42000-42999	3,856	4,224	3,632	3,955	224	269	3,777	4,120	3,553	3,851	79	104
43000-43999	3,972	3,771	3,780	3,532	192	239	3,891	3,681	3,699	3,442	81	90
44000-44999	3,820	3,972	3,647	3,724	173	248	3,752	3,889	3,579	3,641	68	83
45000-45999	3,428	3,856	3,287	3,628	141	228	3,358	3,779	3,217	3,551	70	77
46000-46999	3,902	5,264	3,780	5,096	122	168	3,822	5,126	3,700	4,958	80	138
47000-47999	2,699	3,091	2,590	2,924	109	167	2,662	3,035	2,553	2,868	37	56
48000-48999	2,553	2,976	2,474	2,846	79	130	2,502	2,904	2,423	2,774	51	72
49000-49999	2,178	2,211	2,114	2,103	64	108	2,136	2,150	2,072	2,042	42	61
50000-50999	2,195	2,471	2,133	2,373	62	98	2,166	2,423	2,104	2,325	29	48
51000-51999	1,983	2,044	1,921	1,979	62	65	1,956	2,006	1,894	1,941	27	38
52000-52999	2,062	2,373	2,012	2,299	50	74	2,029	2,317	1,979	2,243	33	56
53000-53999	2,090	2,091	2,036	2,020	54	71	2,072	2,054	2,018	1,983	18	37
54000-54999	1,807	1,903	1,757	1,844	50	59	1,774	1,863	1,724	1,804	33	40
55000-55999	1,430	1,629	1,400	1,577	30	52	1,409	1,597	1,379	1,545	21	32
56000-56999	1,426	1,534	1,388	1,488	38	46	1,405	1,502	1,367	1,456	21	32
57000-57999	1,580	2,074	1,556	2,041	24	33	1,552	2,025	1,528	1,992	28	49
58000-58999	1,373	1,747	1,352	1,711	21	36	1,358	1,718	1,337	1,682	15	29
59000-59999	1,005	1,159	989	1,123	16	36	985	1,129	969	1,093	20	30

*Annual \$ is the monthly amount paid in September 2014 times 12.

Number of Military Personnel on DoD Retired Rolls as of September 30, 2014 by Annual Gross/Net\$\$ Groupings

*******(NAVY)*******

*ANNUAL \$	ALL RETIREES INCLUDING RESERVES		ALL RETIREES EXCLUDING RESERVES		RESERVE RETIREES ONLY		NON-DISABILITY INCLUDING RESERVES		NON-DISABILITY EXCLUDING RESERVES		DISABILITY RETIREES ONLY	
	NET	GROSS	NET	GROSS	NET	GROSS	NET	GROSS	NET	GROSS	NET	GROSS
60000-60999	1,272	1,630	1,257	1,603	15	27	1,263	1,610	1,248	1,583	9	20
61000-61999	1,048	1,143	1,024	1,117	24	26	1,035	1,124	1,011	1,098	13	19
62000-62999	921	1,082	908	1,065	13	17	908	1,069	895	1,052	13	13
63000-63999	827	870	818	855	9	15	811	850	802	835	16	20
64000-64999	819	928	808	907	11	21	807	908	796	887	12	20
65000-65999	827	896	815	882	12	14	814	885	802	871	13	11
66000-66999	652	616	646	604	6	12	640	591	634	579	12	25
67000-67999	853	734	848	720	5	14	840	722	835	708	13	12
68000-68999	749	810	747	803	2	7	739	785	737	778	10	25
69000-69999	654	527	652	521	2	6	649	517	647	511	5	10
70000-70999	811	784	809	776	2	8	796	770	794	762	15	14
71000-71999	636	558	632	555	4	3	621	551	617	548	15	7
72000-72999	839	824	837	821	2	3	829	810	827	807	10	14
73000-73999	764	800	759	796	5	4	752	791	747	787	12	9
74000-74999	627	663	627	661	0	2	616	647	616	645	11	16
75000-75999	717	742	716	738	1	4	709	730	708	726	8	12
76000-76999	704	663	703	663	1	0	692	650	691	650	12	13
77000-77999	655	701	652	699	3	2	648	696	645	694	7	5
78000-78999	923	634	922	632	1	2	906	622	905	620	17	12
79000-79999	763	612	761	609	2	3	757	607	755	604	6	5
80000-80999	661	508	659	506	2	2	649	494	647	492	12	14
81000-81999	635	559	633	558	2	1	617	551	615	550	18	8
82000-82999	599	634	598	631	1	3	590	625	589	622	9	9
83000-83999	665	1,160	664	1,159	1	1	659	1,141	658	1,140	6	19
84000-84999	473	922	472	922	1	0	467	906	466	906	6	16
85000-85999	466	497	465	496	1	1	463	486	462	485	3	11
86000-86999	498	912	498	910	0	2	496	889	496	887	2	23
87000-87999	294	191	294	190	0	1	291	187	291	186	3	4
88000-88999	283	495	281	492	2	3	283	493	281	490	0	2
89000-89999	431	306	431	305	0	1	429	304	429	303	2	2
90000-90999	181	232	181	231	0	1	179	230	179	229	2	2
91000-91999	225	356	224	354	1	2	224	350	223	348	1	6
92000-92999	189	233	189	233	0	0	188	233	188	233	1	0
93000-93999	290	463	290	463	0	0	290	462	290	462	0	1
94000-94999	124	205	124	205	0	0	122	203	122	203	2	2
95000-95999	182	608	182	608	0	0	180	606	180	606	2	2
96000-96999	223	288	223	288	0	0	219	282	219	282	4	6
97000-97999	90	112	90	112	0	0	90	112	90	112	0	0
98000-98999	64	181	64	180	0	1	64	181	64	180	0	0
99000-99999	372	507	372	507	0	0	362	497	362	497	10	10
100000-100999	55	56	54	55	1	1	54	55	53	54	1	1
101000-101999	134	73	134	73	0	0	134	73	134	73	0	0
102000-102999	60	49	60	49	0	0	59	48	59	48	1	1
103000-103999	38	36	38	36	0	0	38	36	38	36	0	0
104000-104999	42	55	42	55	0	0	42	55	42	55	0	0
105000-105999	33	23	33	23	0	0	33	23	33	23	0	0
106000-106999	70	29	70	29	0	0	69	29	69	29	1	0
107000-107999	31	52	31	52	0	0	31	52	31	52	0	0
108000-108999	50	153	50	153	0	0	50	152	50	152	0	1
109000-109999	53	91	53	91	0	0	53	91	53	91	0	0
110000-110999	38	51	38	51	0	0	37	49	37	49	1	2
111000-111999	44	63	44	63	0	0	44	63	44	63	0	0
112000-112999	58	26	58	26	0	0	58	26	58	26	0	0
113000-113999	31	86	31	86	0	0	31	86	31	86	0	0
114000-114999	32	33	32	33	0	0	31	31	31	31	1	2
ABOVE 114999	455	651	455	651	0	0	453	649	453	649	2	2
TOTAL	477,500	501,193	410,476	434,068	67,024	67,125	458,743	464,004	391,719	396,879	18,757	37,189

*Annual \$ is the monthly amount paid in September 2014 times 12.

Number of Military Personnel on DoD Retired Rolls as of September 30, 2014 by Annual Gross/Net\$\$ Groupings

*******(MARINE CORPS)*******

*ANNUAL \$	ALL RETIREES INCLUDING RESERVES		ALL RETIREES EXCLUDING RESERVES		RESERVE RETIREES ONLY		NON-DISABILITY INCLUDING RESERVES		NON-DISABILITY EXCLUDING RESERVES		DISABILITY RETIREES ONLY	
	NET	GROSS	NET	GROSS	NET	GROSS	NET	GROSS	NET	GROSS	NET	GROSS
1- 999	1,675	0	1,670	0	5	0	6	0	1	0	1,669	0
1000- 1999	1,189	2	1,186	2	3	0	4	0	1	0	1,185	2
2000- 2999	1,016	403	1,008	403	8	0	12	0	4	0	1,004	403
3000- 3999	789	851	773	848	16	3	18	3	2	0	771	848
4000- 4999	665	1,445	624	1,426	41	19	45	19	4	0	620	1,426
5000- 5999	690	2,165	621	2,119	69	46	75	46	6	0	615	2,119
6000- 6999	688	2,423	538	2,324	150	99	171	99	21	0	517	2,324
7000- 7999	709	2,225	488	2,032	221	193	257	195	36	2	452	2,030
8000- 8999	674	2,347	421	2,112	253	235	312	241	59	6	362	2,106
9000- 9999	752	1,846	413	1,587	339	259	460	273	121	14	292	1,573
10000-10999	878	1,701	485	1,355	393	346	627	370	234	24	251	1,331
11000-11999	982	1,822	591	1,454	391	368	760	398	369	30	222	1,424
12000-12999	1,154	1,719	739	1,322	415	397	945	444	530	47	209	1,275
13000-13999	1,301	1,403	916	1,038	385	365	1,126	411	741	46	175	992
14000-14999	1,504	1,786	1,107	1,399	397	387	1,332	571	935	184	172	1,215
15000-15999	2,062	1,941	1,669	1,611	393	330	1,921	837	1,528	507	141	1,104
16000-16999	2,339	1,881	1,943	1,511	396	370	2,214	1,027	1,818	657	125	854
17000-17999	3,191	2,773	2,836	2,414	355	359	3,045	2,093	2,690	1,734	146	680
18000-18999	4,429	4,891	4,109	4,523	320	368	4,255	4,212	3,935	3,844	174	679
19000-19999	3,997	3,220	3,699	2,924	298	296	3,856	2,717	3,558	2,421	141	503
20000-20999	6,855	8,425	6,558	8,119	297	306	6,609	7,870	6,312	7,564	246	555
21000-21999	4,599	5,463	4,334	5,184	265	279	4,426	5,027	4,161	4,748	173	436
22000-22999	4,163	4,200	3,920	3,936	243	264	4,033	3,910	3,790	3,646	130	290
23000-23999	5,915	7,160	5,690	6,942	225	218	5,712	6,716	5,487	6,498	203	444
24000-24999	4,238	5,322	4,022	5,066	216	256	4,086	4,975	3,870	4,719	152	347
25000-25999	3,274	3,920	3,053	3,689	221	231	3,180	3,699	2,959	3,468	94	221
26000-26999	2,863	3,223	2,692	3,053	171	170	2,782	3,043	2,611	2,873	81	180
27000-27999	2,725	3,495	2,577	3,312	148	183	2,626	3,280	2,478	3,097	99	215
28000-28999	2,094	2,609	1,977	2,464	117	145	2,014	2,445	1,897	2,300	80	164
29000-29999	1,746	2,038	1,617	1,877	129	161	1,684	1,894	1,555	1,733	62	144
30000-30999	1,553	1,606	1,454	1,488	99	118	1,497	1,488	1,398	1,370	56	118
31000-31999	1,622	1,706	1,540	1,597	82	109	1,573	1,618	1,491	1,509	49	88
32000-32999	1,471	1,562	1,374	1,473	97	89	1,413	1,463	1,316	1,374	58	99
33000-33999	1,503	1,627	1,436	1,545	67	82	1,437	1,527	1,370	1,445	66	100
34000-34999	1,265	1,194	1,190	1,112	75	82	1,223	1,118	1,148	1,036	42	76
35000-35999	1,493	1,308	1,425	1,225	68	83	1,455	1,242	1,387	1,159	38	66
36000-36999	1,530	1,295	1,469	1,232	61	63	1,476	1,231	1,415	1,168	54	64
37000-37999	1,594	1,478	1,547	1,410	47	68	1,544	1,414	1,497	1,346	50	64
38000-38999	2,023	2,370	1,973	2,307	50	63	1,970	2,295	1,920	2,232	53	75
39000-39999	1,575	1,647	1,536	1,591	39	56	1,513	1,573	1,474	1,517	62	74
40000-40999	1,462	1,494	1,426	1,452	36	42	1,430	1,444	1,394	1,402	32	50
41000-41999	1,290	1,394	1,255	1,356	35	38	1,252	1,326	1,217	1,288	38	68
42000-42999	1,296	1,504	1,269	1,472	27	32	1,264	1,457	1,237	1,425	32	47
43000-43999	1,242	1,238	1,222	1,211	20	27	1,210	1,204	1,190	1,177	32	34
44000-44999	1,245	1,236	1,224	1,205	21	31	1,215	1,203	1,194	1,172	30	33
45000-45999	1,089	1,156	1,071	1,131	18	25	1,061	1,119	1,043	1,094	28	37
46000-46999	1,396	1,817	1,371	1,788	25	29	1,371	1,760	1,346	1,731	25	57
47000-47999	905	997	882	971	23	26	888	962	865	936	17	35
48000-48999	913	969	898	952	15	17	898	944	883	927	15	25
49000-49999	752	791	744	772	8	19	738	768	730	749	14	23
50000-50999	719	786	709	766	10	20	700	762	690	742	19	24
51000-51999	668	738	658	726	10	12	652	709	642	697	16	29
52000-52999	704	781	695	774	9	7	690	766	681	759	14	15
53000-53999	772	766	756	751	16	15	756	740	740	725	16	26
54000-54999	635	631	626	620	9	11	624	618	615	607	11	13
55000-55999	477	605	464	597	13	8	472	594	459	586	5	11
56000-56999	510	572	507	560	3	12	501	556	498	544	9	16
57000-57999	621	827	614	816	7	11	609	810	602	799	12	17
58000-58999	416	586	414	581	2	5	407	573	405	568	9	13
59000-59999	310	389	309	382	1	7	306	380	305	373	4	9

*Annual \$ is the monthly amount paid in September 2014 times 12.

Number of Military Personnel on DoD Retired Rolls as of September 30, 2014 by Annual Gross/Net\$\$ Groupings

*******(MARINE CORPS)*******

*ANNUAL \$	ALL RETIREES INCLUDING RESERVES		ALL RETIREES EXCLUDING RESERVES		RESERVE RETIREES ONLY		NON-DISABILITY INCLUDING RESERVES		NON-DISABILITY EXCLUDING RESERVES		DISABILITY RETIREES ONLY	
	NET	GROSS	NET	GROSS	NET	GROSS	NET	GROSS	NET	GROSS	NET	GROSS
60000-60999	341	552	339	546	2	6	334	544	332	538	7	8
61000-61999	263	329	261	325	2	4	258	320	256	316	5	9
62000-62999	245	312	243	306	2	6	244	306	242	300	1	6
63000-63999	218	207	214	205	4	2	210	200	206	198	8	7
64000-64999	170	182	169	181	1	1	168	175	167	174	2	7
65000-65999	186	192	186	192	0	0	181	185	181	185	5	7
66000-66999	175	154	173	150	2	4	173	152	171	148	2	2
67000-67999	195	189	195	187	0	2	191	184	191	182	4	5
68000-68999	195	210	193	208	2	2	189	200	187	198	6	10
69000-69999	143	112	143	111	0	1	141	107	141	106	2	5
70000-70999	211	219	209	219	2	0	207	213	205	213	4	6
71000-71999	156	166	155	164	1	2	155	162	154	160	1	4
72000-72999	169	166	169	166	0	0	169	162	169	162	0	4
73000-73999	165	181	164	180	1	1	160	177	159	176	5	4
74000-74999	149	134	149	134	0	0	145	130	145	130	4	4
75000-75999	152	157	152	156	0	1	149	152	149	151	3	5
76000-76999	158	188	158	188	0	0	153	181	153	181	5	7
77000-77999	181	203	179	200	2	3	178	199	176	196	3	4
78000-78999	217	139	216	137	1	2	212	136	211	134	5	3
79000-79999	178	168	178	168	0	0	173	166	173	166	5	2
80000-80999	136	111	136	111	0	0	131	106	131	106	5	5
81000-81999	139	117	139	117	0	0	137	116	137	116	2	1
82000-82999	144	141	144	141	0	0	141	138	141	138	3	3
83000-83999	152	249	151	248	1	1	152	246	151	245	0	3
84000-84999	111	186	110	186	1	0	109	182	108	182	2	4
85000-85999	86	96	86	96	0	0	86	94	86	94	0	2
86000-86999	130	227	128	226	2	1	127	223	125	222	3	4
87000-87999	103	54	103	54	0	0	102	52	102	52	1	2
88000-88999	66	128	66	128	0	0	66	125	66	125	0	3
89000-89999	116	78	116	78	0	0	114	75	114	75	2	3
90000-90999	52	55	52	55	0	0	52	53	52	53	0	2
91000-91999	40	57	40	57	0	0	38	56	38	56	2	1
92000-92999	53	55	53	55	0	0	53	54	53	54	0	1
93000-93999	58	116	58	115	0	1	56	113	56	112	2	3
94000-94999	37	56	37	56	0	0	36	55	36	55	1	1
95000-95999	39	157	39	157	0	0	39	156	39	156	0	1
96000-96999	47	64	47	64	0	0	42	60	42	60	5	4
97000-97999	27	39	27	39	0	0	27	39	27	39	0	0
98000-98999	18	46	18	46	0	0	18	46	18	46	0	0
99000-99999	60	95	60	95	0	0	59	93	59	93	1	2
100000-100999	15	34	15	33	0	1	15	34	15	33	0	0
101000-101999	31	13	31	13	0	0	31	13	31	13	0	0
102000-102999	18	10	18	10	0	0	18	10	18	10	0	0
103000-103999	6	9	6	9	0	0	6	9	6	9	0	0
104000-104999	8	10	8	10	0	0	8	10	8	10	0	0
105000-105999	7	7	7	7	0	0	6	6	6	6	1	1
106000-106999	17	7	17	7	0	0	16	7	16	7	1	0
107000-107999	6	10	6	10	0	0	6	10	6	10	0	0
108000-108999	11	40	10	39	1	1	11	40	10	39	0	0
109000-109999	10	26	10	26	0	0	9	26	9	26	1	0
110000-110999	4	5	4	5	0	0	4	5	4	5	0	0
111000-111999	10	9	10	9	0	0	9	9	9	9	1	0
112000-112999	16	8	16	8	0	0	16	8	16	8	0	0
113000-113999	7	19	7	19	0	0	7	19	7	19	0	0
114000-114999	7	10	7	10	0	0	7	8	7	8	0	2
ABOVE 114999	120	163	120	163	0	0	119	161	119	161	1	2
TOTAL	107,981	124,436	100,081	116,534	7,900	7,902	96,401	96,987	88,501	89,085	11,580	27,449

*Annual \$ is the monthly amount paid in September 2014 times 12.

Number of Military Personnel on DoD Retired Rolls as of September 30, 2014 by Annual Gross/Net\$\$ Groupings

*******(AIR FORCE)*******

*ANNUAL \$	ALL RETIREES INCLUDING RESERVES		ALL RETIREES EXCLUDING RESERVES		RESERVE RETIREES ONLY		NON-DISABILITY INCLUDING RESERVES		NON-DISABILITY EXCLUDING RESERVES		DISABILITY RETIREES ONLY	
	NET	GROSS	NET	GROSS	NET	GROSS	NET	GROSS	NET	GROSS	NET	GROSS
1- 999	838	0	779	0	59	0	59	0	0	0	779	0
1000- 1999	1,023	2	933	2	90	0	90	0	0	0	933	2
2000- 2999	1,038	159	855	146	183	13	191	13	8	0	847	146
3000- 3999	1,363	592	820	366	543	226	577	226	34	0	786	366
4000- 4999	2,879	2,113	797	695	2,082	1,418	2,156	1,418	74	0	723	695
5000- 5999	3,872	3,918	878	1,218	2,994	2,700	3,116	2,702	122	2	756	1,216
6000- 6999	5,513	5,683	1,103	2,132	4,410	3,551	4,712	3,552	302	1	801	2,131
7000- 7999	6,718	6,810	1,273	1,973	5,445	4,837	6,016	4,841	571	4	702	1,969
8000- 8999	7,653	7,875	1,592	2,081	6,061	5,794	6,989	5,801	928	7	664	2,074
9000- 9999	8,259	7,214	2,266	1,847	5,993	5,367	7,725	5,405	1,732	38	534	1,809
10000-10999	9,896	7,669	3,358	2,034	6,538	5,635	9,358	5,921	2,820	286	538	1,748
11000-11999	11,287	8,995	4,613	2,625	6,674	6,370	10,816	7,386	4,142	1,016	471	1,609
12000-12999	12,378	9,721	6,170	3,445	6,208	6,276	11,952	7,970	5,744	1,694	426	1,751
13000-13999	12,873	8,560	7,447	3,223	5,426	5,337	12,473	7,083	7,047	1,746	400	1,477
14000-14999	17,454	11,399	12,293	6,309	5,161	5,090	17,031	9,829	11,870	4,739	423	1,570
15000-15999	20,985	19,455	16,307	14,470	4,678	4,985	20,510	17,866	15,832	12,881	475	1,589
16000-16999	22,756	13,368	18,744	9,188	4,012	4,180	22,323	11,886	18,311	7,706	433	1,482
17000-17999	34,570	32,163	30,926	28,261	3,644	3,902	33,975	30,590	30,331	26,688	595	1,573
18000-18999	36,252	43,790	33,122	40,402	3,130	3,388	35,786	42,635	32,656	39,247	466	1,155
19000-19999	29,845	26,198	27,034	23,134	2,811	3,064	29,325	25,159	26,514	22,095	520	1,039
20000-20999	42,443	52,405	39,844	49,517	2,599	2,888	41,839	51,232	39,240	48,344	604	1,173
21000-21999	29,710	36,583	27,496	34,140	2,214	2,443	29,243	35,531	27,029	33,088	467	1,052
22000-22999	22,438	23,549	20,436	21,380	2,002	2,169	21,991	22,771	19,989	20,602	447	778
23000-23999	24,498	27,667	22,664	25,688	1,834	1,979	24,117	26,916	22,283	24,937	381	751
24000-24999	22,212	27,073	20,573	25,228	1,639	1,845	21,840	26,369	20,201	24,524	372	704
25000-25999	17,835	21,867	16,324	20,126	1,511	1,741	17,500	21,180	15,989	19,439	335	687
26000-26999	14,480	15,735	13,118	14,281	1,362	1,454	14,190	15,187	12,828	13,733	290	548
27000-27999	14,790	20,673	13,541	19,190	1,249	1,483	14,505	20,147	13,256	18,664	285	526
28000-28999	10,273	12,412	9,151	11,128	1,122	1,284	10,034	11,939	8,912	10,655	239	473
29000-29999	10,519	11,297	9,422	10,145	1,097	1,152	10,321	10,908	9,224	9,756	198	389
30000-30999	9,147	9,265	8,112	8,166	1,035	1,099	8,993	8,895	7,958	7,796	154	370
31000-31999	9,909	11,427	8,907	10,392	1,002	1,035	9,764	11,141	8,762	10,106	145	286
32000-32999	8,356	9,257	7,532	8,332	824	925	8,219	9,032	7,395	8,107	137	225
33000-33999	7,712	9,119	6,965	8,199	747	920	7,587	8,910	6,840	7,990	125	209
34000-34999	6,931	6,353	6,226	5,563	705	790	6,833	6,180	6,128	5,390	98	173
35000-35999	8,021	8,035	7,417	7,309	604	726	7,928	7,822	7,324	7,096	93	213
36000-36999	7,886	6,870	7,323	6,141	563	729	7,768	6,673	7,205	5,944	118	197
37000-37999	7,875	7,688	7,361	7,061	514	627	7,783	7,502	7,269	6,875	92	186
38000-38999	9,037	11,092	8,598	10,542	439	550	8,929	10,921	8,490	10,371	108	171
39000-39999	6,976	7,666	6,587	7,155	389	511	6,871	7,504	6,482	6,993	105	162
40000-40999	6,990	7,173	6,616	6,714	374	459	6,905	7,030	6,531	6,571	85	143
41000-41999	6,606	6,915	6,299	6,516	307	399	6,515	6,762	6,208	6,363	91	153
42000-42999	6,601	6,291	6,336	5,945	265	346	6,505	6,154	6,240	5,808	96	137
43000-43999	6,822	6,141	6,582	5,802	240	339	6,744	6,015	6,504	5,676	78	126
44000-44999	7,155	7,922	6,910	7,612	245	310	7,051	7,777	6,806	7,467	104	145
45000-45999	6,073	7,507	5,852	7,249	221	258	5,997	7,364	5,776	7,106	76	143
46000-46999	5,991	8,626	5,791	8,382	200	244	5,910	8,483	5,710	8,239	81	143
47000-47999	4,354	4,848	4,188	4,632	166	216	4,296	4,761	4,130	4,545	58	87
48000-48999	4,128	4,608	3,953	4,380	175	228	4,063	4,534	3,888	4,306	65	74
49000-49999	3,524	3,583	3,363	3,391	161	192	3,481	3,511	3,320	3,319	43	72
50000-50999	3,894	4,572	3,744	4,385	150	187	3,836	4,476	3,686	4,289	58	96
51000-51999	3,342	3,562	3,230	3,399	112	163	3,287	3,481	3,175	3,318	55	81
52000-52999	3,691	4,437	3,588	4,292	103	145	3,649	4,382	3,546	4,237	42	55
53000-53999	3,094	3,141	3,018	3,006	76	135	3,045	3,067	2,969	2,932	49	74
54000-54999	2,716	3,145	2,624	3,015	92	130	2,670	3,081	2,578	2,951	46	64
55000-55999	2,400	3,031	2,334	2,924	66	107	2,357	2,964	2,291	2,857	43	67
56000-56999	2,091	2,377	2,028	2,289	63	88	2,057	2,326	1,994	2,238	34	51
57000-57999	2,330	3,151	2,281	3,088	49	63	2,293	3,097	2,244	3,034	37	54
58000-58999	1,735	2,145	1,694	2,081	41	64	1,705	2,108	1,664	2,044	30	37
59000-59999	1,656	1,849	1,620	1,795	36	54	1,612	1,794	1,576	1,740	44	55

*Annual \$ is the monthly amount paid in September 2014 times 12.

Number of Military Personnel on DoD Retired Rolls as of September 30, 2014 by Annual Gross/Net\$\$ Groupings

*******(AIR FORCE)*******

*ANNUAL \$	ALL RETIREES INCLUDING RESERVES		ALL RETIREES EXCLUDING RESERVES		RESERVE RETIREES ONLY		NON-DISABILITY INCLUDING RESERVES		NON-DISABILITY EXCLUDING RESERVES		DISABILITY RETIREES ONLY	
	NET	GROSS	NET	GROSS	NET	GROSS	NET	GROSS	NET	GROSS	NET	GROSS
60000-60999	1,766	2,202	1,736	2,151	30	51	1,730	2,157	1,700	2,106	36	45
61000-61999	1,545	1,723	1,509	1,664	36	59	1,519	1,684	1,483	1,625	26	39
62000-62999	1,626	1,794	1,599	1,748	27	46	1,605	1,757	1,578	1,711	21	37
63000-63999	1,280	1,327	1,254	1,288	26	39	1,249	1,273	1,223	1,234	31	54
64000-64999	1,241	1,483	1,218	1,455	23	28	1,223	1,440	1,200	1,412	18	43
65000-65999	1,322	1,380	1,293	1,358	29	22	1,292	1,339	1,263	1,317	30	41
66000-66999	1,110	1,063	1,084	1,029	26	34	1,096	1,033	1,070	999	14	30
67000-67999	1,393	1,265	1,379	1,243	14	22	1,369	1,237	1,355	1,215	24	28
68000-68999	1,166	883	1,157	862	9	21	1,144	858	1,135	837	22	25
69000-69999	1,056	728	1,042	699	14	29	1,049	714	1,035	685	7	14
70000-70999	1,380	1,296	1,373	1,273	7	23	1,353	1,263	1,346	1,240	27	33
71000-71999	1,172	1,047	1,166	1,021	6	26	1,159	1,024	1,153	998	13	23
72000-72999	1,241	1,600	1,229	1,580	12	20	1,224	1,586	1,212	1,566	17	14
73000-73999	1,226	1,502	1,220	1,493	6	9	1,212	1,482	1,206	1,473	14	20
74000-74999	952	1,080	944	1,072	8	8	944	1,063	936	1,055	8	17
75000-75999	1,144	1,222	1,140	1,212	4	10	1,138	1,208	1,134	1,198	6	14
76000-76999	1,095	1,229	1,089	1,224	6	5	1,078	1,199	1,072	1,194	17	30
77000-77999	970	997	962	992	8	5	960	976	952	971	10	21
78000-78999	1,162	889	1,156	887	6	2	1,144	871	1,138	869	18	18
79000-79999	929	864	924	858	5	6	920	855	915	849	9	9
80000-80999	1,027	973	1,020	969	7	4	1,014	964	1,007	960	13	9
81000-81999	823	879	820	872	3	7	809	863	806	856	14	16
82000-82999	732	985	725	977	7	8	722	974	715	966	10	11
83000-83999	689	1,423	684	1,420	5	3	684	1,406	679	1,403	5	17
84000-84999	490	912	482	903	8	9	483	898	475	889	7	14
85000-85999	539	643	537	639	2	4	535	635	533	631	4	8
86000-86999	524	970	523	960	1	10	519	960	518	950	5	10
87000-87999	420	389	419	385	1	4	415	385	414	381	5	4
88000-88999	346	597	344	589	2	8	343	590	341	582	3	7
89000-89999	545	420	544	415	1	5	538	414	537	409	7	6
90000-90999	237	280	234	276	3	4	233	277	230	273	4	3
91000-91999	240	400	239	395	1	5	237	395	236	390	3	5
92000-92999	248	313	246	311	2	2	239	305	237	303	9	8
93000-93999	298	539	298	537	0	2	293	531	293	529	5	8
94000-94999	171	325	171	324	0	1	168	317	168	316	3	8
95000-95999	190	668	190	668	0	0	190	662	190	662	0	6
96000-96999	231	376	230	374	1	2	223	367	222	365	8	9
97000-97999	118	69	117	69	1	0	118	69	117	69	0	0
98000-98999	97	156	94	153	3	3	95	155	92	152	2	1
99000-99999	513	780	513	779	0	1	498	764	498	763	15	16
100000-100999	52	46	51	46	1	0	52	46	51	46	0	0
101000-101999	99	50	98	49	1	1	99	50	98	49	0	0
102000-102999	52	40	51	38	1	2	52	40	51	38	0	0
103000-103999	47	29	46	28	1	1	47	28	46	27	0	1
104000-104999	67	51	66	49	1	2	65	49	64	47	2	2
105000-105999	32	37	32	37	0	0	32	36	32	36	0	1
106000-106999	83	52	83	52	0	0	81	51	81	51	2	1
107000-107999	30	52	30	50	0	2	29	51	29	49	1	1
108000-108999	40	125	40	124	0	1	39	124	39	123	1	1
109000-109999	47	93	47	93	0	0	47	93	47	93	0	0
110000-110999	32	53	31	52	1	1	30	50	29	49	2	3
111000-111999	32	41	32	41	0	0	32	41	32	41	0	0
112000-112999	69	48	69	48	0	0	69	48	69	48	0	0
113000-113999	24	89	24	89	0	0	24	88	24	88	0	1
114000-114999	37	43	36	43	1	0	37	43	36	43	0	0
ABOVE 114999	464	663	463	660	1	3	462	661	461	658	2	2
TOTAL	658,154	685,924	555,061	582,754	103,093	103,170	639,374	648,659	536,281	545,489	18,780	37,265

*Annual \$ is the monthly amount paid in September 2014 times 12.

Number of Military Personnel on DoD Retired Rolls as of September 30, 2014 by Annual Gross/Net\$\$ Groupings

*******(ALL DOD)*******

*ANNUAL \$	ALL RETIREES INCLUDING RESERVES		ALL RETIREES EXCLUDING RESERVES		RESERVE RETIREES ONLY		NON-DISABILITY INCLUDING RESERVES		NON-DISABILITY EXCLUDING RESERVES		DISABILITY RETIREES ONLY	
	NET	GROSS	NET	GROSS	NET	GROSS	NET	GROSS	NET	GROSS	NET	GROSS
1- 999	8,746	1	8,246	1	500	0	504	0	4	0	8,242	1
1000- 1999	8,601	17	7,874	11	727	6	742	6	15	0	7,859	11
2000- 2999	8,357	1,505	6,925	1,279	1,432	226	1,498	226	66	0	6,859	1,279
3000- 3999	12,197	6,080	6,516	2,784	5,681	3,296	5,857	3,296	176	0	6,340	2,784
4000- 4999	20,649	17,191	6,035	5,932	14,614	11,259	14,939	11,259	325	0	5,710	5,932
5000- 5999	25,443	28,755	6,000	10,189	19,443	18,566	19,969	18,573	526	7	5,474	10,182
6000- 6999	30,487	35,922	6,159	13,999	24,328	21,923	25,390	21,923	1,062	4	5,097	13,995
7000- 7999	30,810	36,952	6,381	13,451	24,429	23,501	26,319	23,544	1,890	43	4,491	13,408
8000- 8999	30,696	38,117	6,653	14,160	24,043	23,957	26,819	24,022	2,776	65	3,877	14,095
9000- 9999	31,326	32,506	8,266	11,367	23,060	21,139	28,088	21,273	5,028	134	3,238	11,233
10000-10999	35,292	34,234	12,381	13,400	22,911	20,834	32,254	23,261	9,343	2,427	3,038	10,973
11000-11999	36,453	35,529	14,470	13,760	21,983	21,769	33,947	24,719	11,964	2,950	2,506	10,810
12000-12999	39,509	36,110	19,564	15,756	19,945	20,354	37,142	25,755	17,197	5,401	2,367	10,355
13000-13999	40,618	32,194	23,127	14,957	17,491	17,237	38,446	23,294	20,955	6,057	2,172	8,900
14000-14999	49,575	38,176	33,125	21,886	16,450	16,290	47,507	28,251	31,057	11,961	2,068	9,925
15000-15999	59,528	56,406	44,218	40,588	15,310	15,818	57,279	47,414	41,969	31,596	2,249	8,992
16000-16999	65,383	43,840	51,884	29,951	13,499	13,889	63,387	35,368	49,888	21,479	1,996	8,472
17000-17999	91,534	86,206	79,187	73,196	12,347	13,010	88,958	77,859	76,611	64,849	2,576	8,347
18000-18999	107,549	132,306	96,821	120,781	10,728	11,525	104,974	124,521	94,246	112,996	2,575	7,785
19000-19999	84,165	77,865	74,499	67,329	9,666	10,536	82,077	71,451	72,411	60,915	2,088	6,414
20000-20999	117,128	147,474	108,058	137,641	9,070	9,833	114,483	141,056	105,413	131,223	2,645	6,418
21000-21999	81,855	102,583	73,987	93,909	7,868	8,674	79,803	96,243	71,935	87,569	2,052	6,340
22000-22999	64,791	67,147	57,763	59,372	7,028	7,775	63,031	63,397	56,003	55,622	1,760	3,750
23000-23999	74,816	86,613	68,255	79,609	6,561	7,004	73,040	82,625	66,479	75,621	1,776	3,988
24000-24999	64,332	81,131	58,346	74,445	5,986	6,686	62,749	77,415	56,763	70,729	1,583	3,716
25000-25999	50,515	62,502	45,154	56,419	5,361	6,083	49,118	58,500	43,757	52,417	1,397	4,002
26000-26999	42,909	47,625	38,097	42,277	4,812	5,348	41,770	44,789	36,958	39,441	1,139	2,836
27000-27999	42,369	54,695	38,050	49,564	4,319	5,131	41,184	51,680	36,865	46,549	1,185	3,015
28000-28999	32,873	39,733	28,978	35,289	3,895	4,444	31,857	37,580	27,962	33,136	1,016	2,153
29000-29999	31,671	36,461	28,070	32,411	3,601	4,050	30,816	34,418	27,215	30,368	855	2,043
30000-30999	26,759	29,522	23,488	25,815	3,271	3,707	25,982	27,606	22,711	23,899	777	1,916
31000-31999	27,539	33,717	24,484	30,309	3,055	3,408	26,864	32,072	23,809	28,664	675	1,645
32000-32999	23,103	26,037	20,417	23,017	2,686	3,020	22,458	24,439	19,772	21,419	645	1,598
33000-33999	21,757	24,917	19,321	22,032	2,436	2,885	21,148	23,750	18,712	20,865	609	1,167
34000-34999	19,635	18,705	17,375	16,108	2,260	2,597	19,155	17,763	16,895	15,166	480	942
35000-35999	21,720	21,126	19,686	18,664	2,034	2,462	21,260	20,102	19,226	17,640	460	1,024
36000-36999	21,171	19,754	19,302	17,462	1,869	2,292	20,674	18,884	18,805	16,592	497	870
37000-37999	21,259	21,855	19,599	19,894	1,660	1,961	20,799	20,964	19,139	19,003	460	891
38000-38999	23,706	29,091	22,302	27,286	1,404	1,805	23,232	28,184	21,828	26,379	474	907
39000-39999	18,807	20,366	17,490	18,662	1,317	1,704	18,355	19,572	17,038	17,868	452	794
40000-40999	18,617	19,258	17,311	17,678	1,306	1,580	18,241	18,495	16,935	16,915	376	763
41000-41999	17,346	17,937	16,293	16,582	1,053	1,355	16,967	17,215	15,914	15,860	379	722
42000-42999	17,164	17,555	16,242	16,339	922	1,216	16,821	16,938	15,899	15,722	343	617
43000-43999	17,694	16,650	16,894	15,550	800	1,100	17,372	16,034	16,572	14,934	322	616
44000-44999	17,668	19,109	16,905	18,095	763	1,014	17,344	18,494	16,581	17,480	324	615
45000-45999	15,464	18,369	14,814	17,446	650	923	15,161	17,808	14,511	16,885	303	561
46000-46999	16,577	23,104	15,987	22,307	590	797	16,254	22,491	15,664	21,694	323	613
47000-47999	12,016	13,451	11,501	12,740	515	711	11,804	13,076	11,289	12,365	212	375
48000-48999	11,581	12,779	11,087	12,108	494	671	11,337	12,385	10,843	11,714	244	394
49000-49999	9,961	10,217	9,551	9,663	410	554	9,775	9,867	9,365	9,313	186	350
50000-50999	10,298	12,078	9,908	11,568	390	510	10,113	11,713	9,723	11,203	185	365
51000-51999	9,173	10,034	8,856	9,582	317	452	9,000	9,662	8,683	9,210	173	372
52000-52999	9,697	11,719	9,410	11,311	287	408	9,516	11,465	9,229	11,057	181	254
53000-53999	8,722	9,259	8,458	8,876	264	383	8,568	8,993	8,304	8,610	154	266
54000-54999	7,836	8,988	7,596	8,631	240	357	7,664	8,708	7,424	8,351	172	280
55000-55999	6,601	8,161	6,405	7,861	196	300	6,472	7,919	6,276	7,619	129	242
56000-56999	5,945	6,636	5,760	6,365	185	271	5,831	6,425	5,646	6,154	114	211
57000-57999	6,603	8,642	6,442	8,440	161	202	6,471	8,404	6,310	8,202	132	238
58000-58999	5,305	6,878	5,187	6,667	118	211	5,207	6,678	5,089	6,467	98	200
59000-59999	4,477	5,170	4,352	4,982	125	188	4,379	4,981	4,254	4,793	98	189

*Annual \$ is the monthly amount paid in September 2014 times 12.

Number of Military Personnel on DoD Retired Rolls as of September 30, 2014 by Annual Gross/Net\$\$ Groupings

*******(ALL DOD)*******

*ANNUAL \$	ALL RETIREES INCLUDING RESERVES		ALL RETIREES EXCLUDING RESERVES		RESERVE RETIREES ONLY		NON-DISABILITY INCLUDING RESERVES		NON-DISABILITY EXCLUDING RESERVES		DISABILITY RETIREES ONLY	
	NET	GROSS	NET	GROSS	NET	GROSS	NET	GROSS	NET	GROSS	NET	GROSS
60000-60999	5,005	6,564	4,910	6,410	95	154	4,901	6,366	4,806	6,212	104	198
61000-61999	4,186	4,885	4,080	4,720	106	165	4,103	4,738	3,997	4,573	83	147
62000-62999	4,173	4,903	4,103	4,790	70	113	4,104	4,762	4,034	4,649	69	141
63000-63999	3,484	3,664	3,417	3,557	67	107	3,386	3,505	3,319	3,398	98	159
64000-64999	3,301	3,878	3,235	3,784	66	94	3,247	3,688	3,181	3,594	54	190
65000-65999	3,388	3,654	3,331	3,572	57	82	3,313	3,538	3,256	3,456	75	116
66000-66999	2,940	2,952	2,888	2,872	52	80	2,887	2,833	2,835	2,753	53	119
67000-67999	3,545	3,310	3,511	3,243	34	67	3,495	3,221	3,461	3,154	50	89
68000-68999	3,097	2,769	3,066	2,705	31	64	3,038	2,668	3,007	2,604	59	101
69000-69999	2,793	2,050	2,767	1,990	26	60	2,768	2,002	2,742	1,942	25	48
70000-70999	3,594	3,277	3,569	3,224	25	53	3,517	3,176	3,492	3,123	77	101
71000-71999	2,957	2,570	2,933	2,508	24	62	2,905	2,491	2,881	2,429	52	79
72000-72999	3,327	3,795	3,308	3,759	19	36	3,283	3,738	3,264	3,702	44	57
73000-73999	3,204	3,581	3,187	3,555	17	26	3,151	3,521	3,134	3,495	53	60
74000-74999	2,695	2,834	2,684	2,815	11	19	2,652	2,764	2,641	2,745	43	70
75000-75999	3,013	3,316	3,002	3,292	11	24	2,979	3,233	2,968	3,209	34	83
76000-76999	2,978	3,112	2,965	3,098	13	14	2,930	3,012	2,917	2,998	48	100
77000-77999	2,698	2,802	2,681	2,782	17	20	2,660	2,741	2,643	2,721	38	61
78000-78999	3,480	2,507	3,469	2,495	11	12	3,423	2,421	3,412	2,409	57	86
79000-79999	2,784	2,557	2,774	2,545	10	12	2,755	2,528	2,745	2,516	29	29
80000-80999	2,658	2,264	2,643	2,250	15	14	2,615	2,221	2,600	2,207	43	43
81000-81999	2,382	2,339	2,374	2,327	8	12	2,344	2,310	2,336	2,298	38	29
82000-82999	2,226	2,790	2,217	2,777	9	13	2,195	2,750	2,186	2,737	31	40
83000-83999	2,264	4,483	2,255	4,477	9	6	2,250	4,427	2,241	4,421	14	56
84000-84999	1,575	3,060	1,563	3,050	12	10	1,552	3,004	1,540	2,994	23	56
85000-85999	1,598	1,926	1,592	1,919	6	7	1,583	1,893	1,577	1,886	15	33
86000-86999	1,723	3,155	1,717	3,138	6	17	1,710	3,099	1,704	3,082	13	56
87000-87999	1,214	1,000	1,210	992	4	8	1,202	981	1,198	973	12	19
88000-88999	1,090	1,843	1,083	1,829	7	14	1,081	1,824	1,074	1,810	9	19
89000-89999	1,663	1,215	1,662	1,208	1	7	1,644	1,193	1,643	1,186	19	22
90000-90999	717	849	710	839	7	10	707	838	700	828	10	11
91000-91999	847	1,256	844	1,246	3	10	838	1,235	835	1,225	9	21
92000-92999	781	954	779	950	2	4	765	938	763	934	16	16
93000-93999	985	1,686	984	1,683	1	3	970	1,658	969	1,655	15	28
94000-94999	532	878	529	872	3	6	518	857	515	851	14	21
95000-95999	658	2,264	658	2,262	0	2	654	2,245	654	2,243	4	19
96000-96999	764	1,127	762	1,123	2	4	734	1,091	732	1,087	30	36
97000-97999	356	332	355	332	1	0	355	332	354	332	1	0
98000-98999	311	721	305	715	6	6	307	708	301	702	4	13
99000-99999	1,290	1,954	1,289	1,951	1	3	1,253	1,913	1,252	1,910	37	41
100000-100999	186	211	184	209	2	2	184	210	182	208	2	1
101000-101999	404	230	402	228	2	2	404	229	402	227	0	1
102000-102999	200	149	196	146	4	3	199	148	195	145	1	1
103000-103999	161	127	159	125	2	2	160	125	158	123	1	2
104000-104999	188	172	187	170	1	2	184	168	183	166	4	4
105000-105999	109	124	109	122	0	2	108	121	108	119	1	3
106000-106999	273	139	272	138	1	1	268	138	267	137	5	1
107000-107999	108	174	108	172	0	2	104	170	104	168	4	4
108000-108999	161	509	160	505	1	4	160	506	159	502	1	3
109000-109999	174	323	174	323	0	0	172	322	172	322	2	1
110000-110999	112	171	111	169	1	2	106	163	105	161	6	8
111000-111999	139	174	139	173	0	1	138	174	138	173	1	0
112000-112999	209	115	208	115	1	0	209	114	208	114	0	1
113000-113999	90	298	89	296	1	2	89	296	88	294	1	2
114000-114999	134	149	132	147	2	2	133	144	131	142	1	5
ABOVE 114999	1,514	2,234	1,513	2,229	1	5	1,502	2,220	1,501	2,215	12	14
TOTAL	1,970,816	2,107,336	1,581,066	1,716,677	389,750	390,659	1,863,065	1,882,520	1,473,315	1,491,861	107,751	224,816

*Annual \$ is the monthly amount paid in September 2014 times 12.

Number of Military Personnel Retired During FY2014 by Annual Gross/Net\$\$ Groupings

*******(ARMY)*******

*ANNUAL \$	ALL RETIREES INCLUDING RESERVES		ALL RETIREES EXCLUDING RESERVES		RESERVE RETIREES ONLY		NON-DISABILITY INCLUDING RESERVES		NON-DISABILITY EXCLUDING RESERVES		DISABILITY RETIREES ONLY	
	NET	GROSS	NET	GROSS	NET	GROSS	NET	GROSS	NET	GROSS	NET	GROSS
1- 999	403	0	381	0	22	0	23	0	1	0	380	0
1000- 1999	454	0	427	0	27	0	27	0	0	0	427	0
2000- 2999	440	7	392	0	48	7	48	7	0	0	392	0
3000- 3999	574	128	360	0	214	128	214	128	0	0	360	0
4000- 4999	783	399	321	4	462	395	463	395	1	0	320	4
5000- 5999	719	489	273	34	446	455	446	456	0	1	273	33
6000- 6999	798	644	324	230	474	414	477	414	3	0	321	230
7000- 7999	739	824	248	334	491	490	492	490	1	0	247	334
8000- 8999	719	930	311	479	408	451	414	452	6	1	305	478
9000- 9999	660	795	261	441	399	354	409	355	10	1	251	440
10000-10999	724	887	305	509	419	378	435	380	16	2	289	507
11000-11999	582	928	213	527	369	401	387	409	18	8	195	519
12000-12999	572	809	218	473	354	336	372	343	18	7	200	466
13000-13999	616	904	292	563	324	341	384	348	60	7	232	556
14000-14999	505	1,115	245	832	260	283	329	355	69	72	176	760
15000-15999	501	729	252	484	249	245	330	277	81	32	171	452
16000-16999	634	827	403	590	231	237	453	265	222	28	181	562
17000-17999	663	1,060	443	845	220	215	496	461	276	246	167	599
18000-18999	644	1,131	459	924	185	207	468	549	283	342	176	582
19000-19999	570	905	405	726	165	179	402	314	237	135	168	591
20000-20999	934	921	769	758	165	163	756	490	591	327	178	431
21000-21999	694	1,555	575	1,396	119	159	553	813	434	654	141	742
22000-22999	532	777	422	637	110	140	410	544	300	404	122	233
23000-23999	732	626	616	523	116	103	574	345	458	242	158	281
24000-24999	631	755	514	635	117	120	506	472	389	352	125	283
25000-25999	741	1,225	651	1,119	90	106	574	680	484	574	167	545
26000-26999	575	834	489	734	86	100	490	545	404	445	85	289
27000-27999	534	930	455	842	79	88	435	472	356	384	99	458
28000-28999	533	591	453	494	80	97	426	443	346	346	107	148
29000-29999	494	633	414	554	80	79	409	422	329	343	85	211
30000-30999	476	637	407	555	69	82	375	380	306	298	101	257
31000-31999	429	585	364	512	65	73	375	377	310	304	54	208
32000-32999	416	608	340	542	76	66	365	357	289	291	51	251
33000-33999	352	474	300	411	52	63	308	383	256	320	44	91
34000-34999	341	399	290	333	51	66	296	319	245	253	45	80
35000-35999	291	411	241	345	50	66	244	307	194	241	47	104
36000-36999	274	367	231	305	43	62	244	293	201	231	30	74
37000-37999	244	289	202	250	42	39	201	199	159	160	43	90
38000-38999	245	319	205	285	40	34	205	236	165	202	40	83
39000-39999	176	263	142	217	34	46	148	183	114	137	28	80
40000-40999	213	237	180	201	33	36	184	160	151	124	29	77
41000-41999	197	216	178	185	19	31	168	147	149	116	29	69
42000-42999	194	224	170	180	24	44	176	175	152	131	18	49
43000-43999	189	275	170	251	19	24	177	208	158	184	12	67
44000-44999	225	268	206	249	19	19	204	191	185	172	21	77
45000-45999	169	192	148	173	21	19	157	147	136	128	12	45
46000-46999	169	180	156	157	13	23	142	151	129	128	27	29
47000-47999	183	257	169	240	14	17	163	206	149	189	20	51
48000-48999	157	199	135	178	22	21	141	158	119	137	16	41
49000-49999	138	158	126	145	12	13	123	123	111	110	15	35
50000-50999	111	133	97	123	14	10	101	104	87	94	10	29
51000-51999	120	179	112	162	8	17	110	126	102	109	10	53
52000-52999	126	124	113	114	13	10	118	111	105	101	8	13
53000-53999	115	122	108	107	7	15	109	107	102	92	6	15
54000-54999	107	127	101	115	6	12	101	113	95	101	6	14
55000-55999	114	130	104	119	10	11	101	102	91	91	13	28
56000-56999	100	130	94	124	6	6	94	110	88	104	6	20
57000-57999	112	134	106	130	6	4	106	121	100	117	6	13
58000-58999	91	113	86	102	5	11	87	92	82	81	4	21
59000-59999	117	121	111	112	6	9	110	100	104	91	7	21

Excluding members who retired during the fiscal year and died before the end of the year.
 *Annual \$ is the monthly amount paid in September 2014 times 12.

Number of Military Personnel Retired During FY2014 by Annual Gross/Net\$\$ Groupings

*******(ARMY)*******

*ANNUAL \$	ALL RETIREES INCLUDING RESERVES		ALL RETIREES EXCLUDING RESERVES		RESERVE RETIREES ONLY		NON-DISABILITY INCLUDING RESERVES		NON-DISABILITY EXCLUDING RESERVES		DISABILITY RETIREES ONLY	
	NET	GROSS	NET	GROSS	NET	GROSS	NET	GROSS	NET	GROSS	NET	GROSS
60000-60999	98	124	95	117	3	7	85	93	82	86	13	31
61000-61999	76	103	74	96	2	7	70	90	68	83	6	13
62000-62999	68	97	65	92	3	5	65	89	62	84	3	8
63000-63999	72	115	71	110	1	5	70	109	69	104	2	6
64000-64999	66	107	62	105	4	2	62	68	58	66	4	39
65000-65999	40	58	40	55	0	3	39	55	39	52	1	3
66000-66999	71	75	69	72	2	3	68	62	66	59	3	13
67000-67999	40	42	36	41	4	1	40	37	36	36	0	5
68000-68999	39	41	38	37	1	4	38	40	37	36	1	1
69000-69999	40	50	40	48	0	2	38	46	38	44	2	4
70000-70999	51	56	47	54	4	2	48	49	44	47	3	7
71000-71999	45	76	45	72	0	4	38	58	38	54	7	18
72000-72999	27	31	27	31	0	0	27	31	27	31	0	0
73000-73999	45	49	44	48	1	1	43	44	42	43	2	5
74000-74999	27	44	27	44	0	0	26	41	26	41	1	3
75000-75999	32	48	31	46	1	2	30	41	29	39	2	7
76000-76999	30	50	29	50	1	0	27	28	26	28	3	22
77000-77999	36	27	36	26	0	1	35	27	35	26	1	0
78000-78999	36	47	36	47	0	0	35	41	35	41	1	6
79000-79999	25	18	25	18	0	0	23	17	23	17	2	1
80000-80999	31	19	29	16	2	3	29	18	27	15	2	1
81000-81999	28	27	27	27	1	0	28	27	27	27	0	0
82000-82999	32	37	32	36	0	1	32	36	32	35	0	1
83000-83999	36	19	35	19	1	0	36	19	35	19	0	0
84000-84999	33	22	33	22	0	0	33	21	33	21	0	1
85000-85999	49	16	49	16	0	0	47	16	47	16	2	0
86000-86999	31	37	29	36	2	1	31	35	29	34	0	2
87000-87999	55	37	55	37	0	0	54	36	54	36	1	1
88000-88999	43	32	43	32	0	0	41	31	41	31	2	1
89000-89999	21	28	21	27	0	1	21	28	21	27	0	0
90000-90999	29	37	28	36	1	1	29	36	28	35	0	1
91000-91999	45	49	45	49	0	0	45	46	45	46	0	3
92000-92999	19	30	19	28	0	2	19	30	19	28	0	0
93000-93999	24	71	23	71	1	0	24	68	23	68	0	3
94000-94999	26	43	26	43	0	0	26	43	26	43	0	0
95000-95999	15	30	15	30	0	0	15	27	15	27	0	3
96000-96999	8	16	8	16	0	0	8	16	8	16	0	0
97000-97999	13	46	13	46	0	0	13	46	13	46	0	0
98000-98999	7	12	7	12	0	0	6	11	6	11	1	1
99000-99999	6	16	6	15	0	1	6	16	6	15	0	0
100000-100999	6	7	6	7	0	0	5	7	5	7	1	0
101000-101999	5	10	5	10	0	0	5	10	5	10	0	0
102000-102999	4	9	3	8	1	1	4	9	3	8	0	0
103000-103999	1	7	1	7	0	0	1	7	1	7	0	0
104000-104999	5	6	5	6	0	0	5	5	5	5	0	1
105000-105999	4	3	4	3	0	0	4	3	4	3	0	0
106000-106999	5	3	5	3	0	0	5	3	5	3	0	0
107000-107999	3	4	3	4	0	0	3	3	3	3	0	1
108000-108999	4	5	4	5	0	0	4	5	4	5	0	0
109000-109999	3	4	3	4	0	0	3	4	3	4	0	0
110000-110999	3	6	3	6	0	0	3	6	3	6	0	0
111000-111999	3	4	3	4	0	0	3	4	3	4	0	0
112000-112999	3	4	3	4	0	0	3	4	3	4	0	0
113000-113999	0	6	0	5	0	1	0	6	0	5	0	0
114000-114999	2	4	1	3	1	1	2	4	1	3	0	0
ABOVE 114999	43	53	43	53	0	0	43	53	43	53	0	0
TOTAL	26,500	32,247	18,855	24,565	7,645	7,682	19,178	19,215	11,533	11,533	7,322	13,032

Excluding members who retired during the fiscal year and died before the end of the year.
 *Annual \$ is the monthly amount paid in September 2014 times 12.

Number of Military Personnel Retired During FY2014 by Annual Gross/Net\$\$ Groupings

***** (NAVY) *****

*ANNUAL \$	ALL RETIREES INCLUDING RESERVES		ALL RETIREES EXCLUDING RESERVES		RESERVE RETIREES ONLY		NON-DISABILITY INCLUDING RESERVES		NON-DISABILITY EXCLUDING RESERVES		DISABILITY RETIREES ONLY	
	NET	GROSS	NET	GROSS	NET	GROSS	NET	GROSS	NET	GROSS	NET	GROSS
1- 999	49	0	44	0	5	0	5	0	0	0	44	0
1000- 1999	51	0	48	0	3	0	3	0	0	0	48	0
2000- 2999	36	0	32	0	4	0	4	0	0	0	32	0
3000- 3999	51	5	40	0	11	5	11	5	0	0	40	0
4000- 4999	70	36	26	0	44	36	44	36	0	0	26	0
5000- 5999	84	59	13	3	71	56	71	56	0	0	13	3
6000- 6999	119	124	14	30	105	94	107	94	2	0	12	30
7000- 7999	141	118	27	18	114	100	122	100	8	0	19	18
8000- 8999	150	177	12	28	138	149	142	149	4	0	8	28
9000- 9999	133	151	20	44	113	107	118	107	5	0	15	44
10000-10999	118	168	27	76	91	92	99	92	8	0	19	76
11000-11999	114	141	38	71	76	70	99	72	23	2	15	69
12000-12999	131	166	41	75	90	91	108	93	18	2	23	73
13000-13999	169	146	86	76	83	70	154	71	71	1	15	75
14000-14999	176	223	97	147	79	76	152	154	73	78	24	69
15000-15999	300	172	216	98	84	74	282	104	198	30	18	68
16000-16999	206	166	149	101	57	65	189	85	132	20	17	81
17000-17999	380	572	313	498	67	74	366	517	299	443	14	55
18000-18999	267	345	200	288	67	57	259	301	192	244	8	44
19000-19999	183	172	125	110	58	62	169	123	111	61	14	49
20000-20999	825	215	751	157	74	58	815	169	741	111	10	46
21000-21999	714	1,488	667	1,438	47	50	707	1,451	660	1,401	7	37
22000-22999	169	205	93	140	76	65	164	184	88	119	5	21
23000-23999	230	132	191	76	39	56	223	108	184	52	7	24
24000-24999	212	173	168	124	44	49	201	147	157	98	11	26
25000-25999	324	392	261	349	63	43	318	367	255	324	6	25
26000-26999	268	257	225	207	43	50	267	248	224	198	1	9
27000-27999	204	260	159	208	45	52	199	241	154	189	5	19
28000-28999	218	312	180	260	38	52	217	303	179	251	1	9
29000-29999	238	178	200	135	38	43	235	158	197	115	3	20
30000-30999	123	145	84	109	39	36	120	138	81	102	3	7
31000-31999	256	379	209	348	47	31	253	367	206	336	3	12
32000-32999	119	107	67	64	52	43	119	102	67	59	0	5
33000-33999	86	96	48	61	38	35	84	93	46	58	2	3
34000-34999	135	90	98	53	37	37	135	87	98	50	0	3
35000-35999	91	98	62	54	29	44	87	94	58	50	4	4
36000-36999	98	106	70	59	28	47	97	100	69	53	1	6
37000-37999	141	176	119	144	22	32	141	171	119	139	0	5
38000-38999	74	80	57	54	17	26	73	76	56	50	1	4
39000-39999	137	186	119	160	18	26	136	184	118	158	1	2
40000-40999	122	68	94	40	28	28	121	66	93	38	1	2
41000-41999	71	55	51	42	20	13	70	55	50	42	1	0
42000-42999	89	98	77	86	12	12	88	98	76	86	1	0
43000-43999	96	152	77	130	19	22	96	151	77	129	0	1
44000-44999	78	65	64	51	14	14	78	63	64	49	0	2
45000-45999	71	61	60	45	11	16	71	60	60	44	0	1
46000-46999	59	54	50	39	9	15	57	50	48	35	2	4
47000-47999	56	76	46	65	10	11	55	73	45	62	1	3
48000-48999	68	84	61	71	7	13	68	84	61	71	0	0
49000-49999	52	63	49	57	3	6	51	60	48	54	1	3
50000-50999	63	63	55	50	8	13	62	61	54	48	1	2
51000-51999	76	63	70	55	6	8	76	61	70	53	0	2
52000-52999	64	56	58	51	6	5	63	56	57	51	1	0
53000-53999	97	55	90	47	7	8	97	55	90	47	0	0
54000-54999	115	69	107	61	8	8	115	69	107	61	0	0
55000-55999	53	60	50	56	3	4	52	57	49	53	1	3
56000-56999	69	75	62	65	7	10	69	73	62	63	0	2
57000-57999	104	180	103	178	1	2	104	180	103	178	0	0
58000-58999	51	116	49	110	2	6	50	114	48	108	1	2
59000-59999	35	39	30	35	5	4	35	37	30	33	0	2

Excluding members who retired during the fiscal year and died before the end of the year.
 *Annual \$ is the monthly amount paid in September 2014 times 12.

Number of Military Personnel Retired During FY2014 by Annual Gross/Net\$\$ Groupings

*******(NAVY)*******

*ANNUAL \$	ALL RETIREES INCLUDING RESERVES		ALL RETIREES EXCLUDING RESERVES		RESERVE RETIREES ONLY		NON-DISABILITY INCLUDING RESERVES		NON-DISABILITY EXCLUDING RESERVES		DISABILITY RETIREES ONLY	
	NET	GROSS	NET	GROSS	NET	GROSS	NET	GROSS	NET	GROSS	NET	GROSS
60000-60999	59	54	57	50	2	4	58	53	56	49	1	1
61000-61999	34	33	30	29	4	4	34	33	30	29	0	0
62000-62999	26	29	26	28	0	1	25	28	25	27	1	1
63000-63999	16	36	15	32	1	4	16	35	15	31	0	1
64000-64999	37	57	35	55	2	2	36	57	34	55	1	0
65000-65999	33	42	31	39	2	3	32	42	30	39	1	0
66000-66999	19	19	17	17	2	2	19	18	17	16	0	1
67000-67999	17	13	16	10	1	3	17	13	16	10	0	0
68000-68999	15	14	15	13	0	1	15	14	15	13	0	0
69000-69999	20	19	20	19	0	0	20	18	20	18	0	1
70000-70999	13	20	13	18	0	2	13	20	13	18	0	0
71000-71999	13	23	12	22	1	1	13	23	12	22	0	0
72000-72999	19	13	19	12	0	1	19	13	19	12	0	0
73000-73999	21	17	21	17	0	0	21	17	21	17	0	0
74000-74999	5	19	5	19	0	0	5	19	5	19	0	0
75000-75999	10	5	10	5	0	0	10	5	10	5	0	0
76000-76999	12	10	11	10	1	0	11	8	10	8	1	2
77000-77999	20	22	19	21	1	1	19	22	18	21	1	0
78000-78999	14	20	14	20	0	0	14	19	14	19	0	1
79000-79999	12	5	12	5	0	0	12	5	12	5	0	0
80000-80999	17	14	17	14	0	0	17	14	17	14	0	0
81000-81999	14	6	14	6	0	0	14	6	14	6	0	0
82000-82999	11	17	11	16	0	1	11	17	11	16	0	0
83000-83999	11	16	11	16	0	0	11	16	11	16	0	0
84000-84999	8	8	8	8	0	0	8	8	8	8	0	0
85000-85999	33	12	32	12	1	0	33	12	32	12	0	0
86000-86999	12	17	12	17	0	0	12	17	12	17	0	0
87000-87999	13	10	13	10	0	0	13	10	13	10	0	0
88000-88999	12	11	12	11	0	0	12	11	12	11	0	0
89000-89999	12	6	12	6	0	0	12	6	12	6	0	0
90000-90999	6	9	6	9	0	0	6	9	6	9	0	0
91000-91999	24	30	24	29	0	1	24	29	24	28	0	1
92000-92999	6	7	6	7	0	0	6	7	6	7	0	0
93000-93999	9	20	9	20	0	0	9	20	9	20	0	0
94000-94999	9	22	9	22	0	0	9	22	9	22	0	0
95000-95999	3	9	3	9	0	0	3	9	3	9	0	0
96000-96999	3	3	3	3	0	0	3	3	3	3	0	0
97000-97999	7	30	7	30	0	0	7	30	7	30	0	0
98000-98999	5	8	5	8	0	0	5	8	5	8	0	0
99000-99999	3	2	3	2	0	0	3	2	3	2	0	0
100000-100999	3	6	3	6	0	0	3	6	3	6	0	0
101000-101999	2	2	2	2	0	0	2	2	2	2	0	0
102000-102999	4	5	4	5	0	0	4	5	4	5	0	0
103000-103999	2	0	2	0	0	0	2	0	2	0	0	0
104000-104999	2	3	2	3	0	0	2	3	2	3	0	0
105000-105999	3	4	3	4	0	0	3	4	3	4	0	0
106000-106999	4	1	4	1	0	0	4	1	4	1	0	0
107000-107999	1	0	1	0	0	0	1	0	1	0	0	0
108000-108999	3	4	3	4	0	0	3	4	3	4	0	0
109000-109999	1	3	1	3	0	0	1	3	1	3	0	0
110000-110999	5	7	5	7	0	0	5	7	5	7	0	0
111000-111999	1	3	1	3	0	0	1	3	1	3	0	0
112000-112999	3	0	3	0	0	0	3	0	3	0	0	0
113000-113999	3	5	3	5	0	0	3	5	3	5	0	0
114000-114999	2	1	2	1	0	0	2	1	2	1	0	0
ABOVE 114999	41	52	41	52	0	0	40	51	40	51	1	1
TOTAL	9,792	10,391	7,394	7,989	2,398	2,402	9,279	9,283	6,881	6,881	513	1,108

Excluding members who retired during the fiscal year and died before the end of the year.
 *Annual \$ is the monthly amount paid in September 2014 times 12.

Number of Military Personnel Retired During FY2014 by Annual Gross/Net\$\$ Groupings

*******(MARINE CORPS)*******

*ANNUAL \$	ALL RETIREES INCLUDING RESERVES		ALL RETIREES EXCLUDING RESERVES		RESERVE RETIREES ONLY		NON-DISABILITY INCLUDING RESERVES		NON-DISABILITY EXCLUDING RESERVES		DISABILITY RETIREES ONLY	
	NET	GROSS	NET	GROSS	NET	GROSS	NET	GROSS	NET	GROSS	NET	GROSS
1- 999	26	0	26	0	0	0	0	0	0	0	26	0
1000- 1999	33	0	33	0	0	0	0	0	0	0	33	0
2000- 2999	55	0	55	0	0	0	1	0	1	0	54	0
3000- 3999	35	0	35	0	0	0	0	0	0	0	35	0
4000- 4999	43	0	43	0	0	0	0	0	0	0	43	0
5000- 5999	26	9	23	6	3	3	3	3	0	0	23	6
6000- 6999	46	49	39	47	7	2	7	2	0	0	39	47
7000- 7999	38	45	33	38	5	7	6	7	1	0	32	38
8000- 8999	40	59	35	54	5	5	11	6	6	1	29	53
9000- 9999	45	73	41	72	4	1	14	2	10	1	31	71
10000-10999	48	91	43	87	5	4	13	14	8	10	35	77
11000-11999	38	109	31	102	7	7	19	18	12	11	19	91
12000-12999	44	80	41	75	3	5	20	15	17	10	24	65
13000-13999	62	73	51	70	11	3	43	14	32	11	19	59
14000-14999	100	139	93	127	7	12	76	56	69	44	24	83
15000-15999	141	170	129	165	12	5	122	80	110	75	19	90
16000-16999	106	178	100	168	6	10	90	91	84	81	16	87
17000-17999	109	205	98	203	11	2	99	142	88	140	10	63
18000-18999	113	104	107	93	6	11	100	48	94	37	13	56
19000-19999	76	112	63	103	13	9	61	57	48	48	15	55
20000-20999	183	179	167	169	16	10	168	122	152	112	15	57
21000-21999	107	259	100	246	7	13	101	207	94	194	6	52
22000-22999	68	72	56	61	12	11	60	51	48	40	8	21
23000-23999	154	72	144	64	10	8	150	36	140	28	4	36
24000-24999	85	114	78	99	7	15	80	76	73	61	5	38
25000-25999	167	264	155	258	12	6	161	226	149	220	6	38
26000-26999	85	92	81	83	4	9	82	81	78	72	3	11
27000-27999	103	147	97	141	6	6	98	121	92	115	5	26
28000-28999	69	110	59	103	10	7	64	84	54	77	5	26
29000-29999	59	97	54	89	5	8	56	80	51	72	3	17
30000-30999	60	70	53	61	7	9	57	56	50	47	3	14
31000-31999	66	67	60	58	6	9	61	59	55	50	5	8
32000-32999	38	57	33	55	5	2	36	44	31	42	2	13
33000-33999	55	56	52	51	3	5	52	50	49	45	3	6
34000-34999	47	38	40	36	7	2	45	34	38	32	2	4
35000-35999	38	59	35	51	3	8	37	52	34	44	1	7
36000-36999	45	38	40	34	5	4	44	34	39	30	1	4
37000-37999	47	41	43	36	4	5	46	37	42	32	1	4
38000-38999	43	38	37	33	6	5	42	37	36	32	1	1
39000-39999	44	50	39	43	5	7	42	48	37	41	2	2
40000-40999	74	32	69	29	5	3	73	31	68	28	1	1
41000-41999	35	34	32	29	3	5	34	32	31	27	1	2
42000-42999	38	47	37	44	1	3	37	46	36	43	1	1
43000-43999	44	83	42	80	2	3	43	82	41	79	1	1
44000-44999	37	37	33	33	4	4	36	36	32	32	1	1
45000-45999	37	36	35	33	2	3	37	35	35	32	0	1
46000-46999	30	20	27	19	3	1	30	19	27	18	0	1
47000-47999	31	37	29	31	2	6	31	36	29	30	0	1
48000-48999	37	34	32	34	5	0	37	32	32	32	0	2
49000-49999	38	35	38	34	0	1	37	35	37	34	1	0
50000-50999	21	25	21	23	0	2	21	25	21	23	0	0
51000-51999	30	38	28	37	2	1	30	35	28	34	0	3
52000-52999	30	36	27	35	3	1	30	34	27	33	0	2
53000-53999	58	36	57	35	1	1	58	35	57	34	0	1
54000-54999	54	18	52	15	2	3	53	17	51	14	1	1
55000-55999	23	29	20	27	3	2	23	29	20	27	0	0
56000-56999	19	29	18	27	1	2	19	29	18	27	0	0
57000-57999	55	104	54	102	1	2	55	104	54	102	0	0
58000-58999	20	49	20	48	0	1	20	49	20	48	0	0
59000-59999	12	18	12	18	0	0	12	17	12	17	0	1

Excluding members who retired during the fiscal year and died before the end of the year.
 *Annual \$ is the monthly amount paid in September 2014 times 12.

Number of Military Personnel Retired During FY2014 by Annual Gross/Net\$\$ Groupings

*******(MARINE CORPS)*******

*ANNUAL \$	ALL RETIREES INCLUDING RESERVES		ALL RETIREES EXCLUDING RESERVES		RESERVE RETIREES ONLY		NON-DISABILITY INCLUDING RESERVES		NON-DISABILITY EXCLUDING RESERVES		DISABILITY RETIREES ONLY	
	NET	GROSS	NET	GROSS	NET	GROSS	NET	GROSS	NET	GROSS	NET	GROSS
60000-60999	11	17	11	15	0	2	10	15	10	13	1	2
61000-61999	7	12	7	11	0	1	7	12	7	11	0	0
62000-62999	7	11	6	9	1	2	7	11	6	9	0	0
63000-63999	9	8	7	7	2	1	9	8	7	7	0	0
64000-64999	4	7	4	7	0	0	4	5	4	5	0	2
65000-65999	6	6	6	6	0	0	6	6	6	6	0	0
66000-66999	9	8	8	5	1	3	9	8	8	5	0	0
67000-67999	5	6	5	5	0	1	5	6	5	5	0	0
68000-68999	7	6	6	5	1	1	7	6	6	5	0	0
69000-69999	4	3	4	3	0	0	4	3	4	3	0	0
70000-70999	3	6	3	6	0	0	3	6	3	6	0	0
71000-71999	8	12	8	12	0	0	8	12	8	12	0	0
72000-72999	4	6	4	6	0	0	4	5	4	5	0	1
73000-73999	6	4	6	4	0	0	6	4	6	4	0	0
74000-74999	1	3	1	3	0	0	1	3	1	3	0	0
75000-75999	4	4	4	4	0	0	4	4	4	4	0	0
76000-76999	6	8	6	8	0	0	6	7	6	7	0	1
77000-77999	2	4	2	4	0	0	2	4	2	4	0	0
78000-78999	2	4	2	4	0	0	2	4	2	4	0	0
79000-79999	1	1	1	1	0	0	1	1	1	1	0	0
80000-80999	5	3	5	3	0	0	5	3	5	3	0	0
81000-81999	5	4	5	4	0	0	5	4	5	4	0	0
82000-82999	3	1	3	1	0	0	3	1	3	1	0	0
83000-83999	3	1	3	1	0	0	3	1	3	1	0	0
84000-84999	4	4	3	4	1	0	4	4	3	4	0	0
85000-85999	2	0	2	0	0	0	2	0	2	0	0	0
86000-86999	8	7	8	7	0	0	8	7	8	7	0	0
87000-87999	0	2	0	2	0	0	0	2	0	2	0	0
88000-88999	2	1	2	1	0	0	2	1	2	1	0	0
89000-89999	2	2	2	2	0	0	2	2	2	2	0	0
90000-90999	3	3	3	3	0	0	3	3	3	3	0	0
91000-91999	2	2	2	2	0	0	2	2	2	2	0	0
92000-92999	4	7	4	7	0	0	4	7	4	7	0	0
93000-93999	1	3	1	2	0	1	1	3	1	2	0	0
94000-94999	4	5	4	5	0	0	4	5	4	5	0	0
95000-95999	1	5	1	5	0	0	1	5	1	5	0	0
96000-96999	2	3	2	3	0	0	2	3	2	3	0	0
97000-97999	2	3	2	3	0	0	2	3	2	3	0	0
98000-98999	2	5	2	5	0	0	2	5	2	5	0	0
99000-99999	1	1	1	1	0	0	1	1	1	1	0	0
100000-100999	0	1	0	1	0	0	0	1	0	1	0	0
101000-101999	0	0	0	0	0	0	0	0	0	0	0	0
102000-102999	1	0	1	0	0	0	1	0	1	0	0	0
103000-103999	0	0	0	0	0	0	0	0	0	0	0	0
104000-104999	1	1	1	1	0	0	1	1	1	1	0	0
105000-105999	0	1	0	1	0	0	0	1	0	1	0	0
106000-106999	2	1	2	1	0	0	2	1	2	1	0	0
107000-107999	0	0	0	0	0	0	0	0	0	0	0	0
108000-108999	0	0	0	0	0	0	0	0	0	0	0	0
109000-109999	0	1	0	1	0	0	0	1	0	1	0	0
110000-110999	0	0	0	0	0	0	0	0	0	0	0	0
111000-111999	0	0	0	0	0	0	0	0	0	0	0	0
112000-112999	0	1	0	1	0	0	0	1	0	1	0	0
113000-113999	0	1	0	1	0	0	0	1	0	1	0	0
114000-114999	0	1	0	1	0	0	0	1	0	1	0	0
ABOVE 114999	6	6	6	6	0	0	6	6	6	6	0	0
TOTAL	3,682	4,405	3,391	4,114	291	291	3,054	3,054	2,763	2,763	628	1,351

Excluding members who retired during the fiscal year and died before the end of the year.
 *Annual \$ is the monthly amount paid in September 2014 times 12.

Number of Military Personnel Retired During FY2014 by Annual Gross/Net\$\$ Groupings

*******(AIR FORCE)*******

*ANNUAL \$	ALL RETIREES INCLUDING RESERVES		ALL RETIREES EXCLUDING RESERVES		RESERVE RETIREES ONLY		NON-DISABILITY INCLUDING RESERVES		NON-DISABILITY EXCLUDING RESERVES		DISABILITY RETIREES ONLY	
	NET	GROSS	NET	GROSS	NET	GROSS	NET	GROSS	NET	GROSS	NET	GROSS
1- 999	100	0	99	0	1	0	1	0	0	0	99	0
1000- 1999	100	0	99	0	1	0	1	0	0	0	99	0
2000- 2999	74	0	68	0	6	0	7	0	1	0	67	0
3000- 3999	75	7	62	1	13	6	13	6	0	0	62	1
4000- 4999	126	47	57	0	69	47	69	47	0	0	57	0
5000- 5999	150	107	43	2	107	105	108	105	1	0	42	2
6000- 6999	195	155	54	45	141	110	146	110	5	0	49	45
7000- 7999	232	225	43	69	189	156	198	159	9	3	34	66
8000- 8999	286	302	46	64	240	238	255	239	15	1	31	63
9000- 9999	281	274	81	90	200	184	245	205	45	21	36	69
10000-10999	303	359	105	182	198	177	260	220	62	43	43	139
11000-11999	339	328	122	134	217	194	308	249	91	55	31	79
12000-12999	312	347	113	153	199	194	277	257	78	63	35	90
13000-13999	402	366	210	170	192	196	374	276	182	80	28	90
14000-14999	542	487	357	328	185	159	516	388	331	229	26	99
15000-15999	743	700	561	515	182	185	714	601	532	416	29	99
16000-16999	599	622	440	467	159	155	568	509	409	354	31	113
17000-17999	609	867	464	717	145	150	594	787	449	637	15	80
18000-18999	525	522	380	368	145	154	498	427	353	273	27	95
19000-19999	454	466	338	339	116	127	428	403	312	276	26	63
20000-20999	710	549	587	432	123	117	689	474	566	357	21	75
21000-21999	655	1,021	547	912	108	109	633	940	525	831	22	81
22000-22999	402	358	319	253	83	105	383	324	300	219	19	34
23000-23999	573	392	490	306	83	86	555	338	472	252	18	54
24000-24999	524	530	444	446	80	84	507	479	427	395	17	51
25000-25999	652	821	570	732	82	89	628	756	546	667	24	65
26000-26999	646	541	576	470	70	71	627	503	557	432	19	38
27000-27999	416	540	369	478	47	62	405	491	358	429	11	49
28000-28999	426	706	382	639	44	67	412	669	368	602	14	37
29000-29999	501	369	443	309	58	60	488	330	430	270	13	39
30000-30999	240	335	194	295	46	40	230	292	184	252	10	43
31000-31999	391	688	353	645	38	43	381	663	343	620	10	25
32000-32999	178	188	138	138	40	50	171	170	131	120	7	18
33000-33999	183	158	143	119	40	39	174	149	134	110	9	9
34000-34999	193	164	155	131	38	33	186	155	148	122	7	9
35000-35999	133	183	113	150	20	33	128	167	108	134	5	16
36000-36999	198	195	169	154	29	41	194	174	165	133	4	21
37000-37999	193	201	165	167	28	34	189	187	161	153	4	14
38000-38999	150	155	126	130	24	25	143	136	119	111	7	19
39000-39999	164	224	143	194	21	30	159	216	138	186	5	8
40000-40999	214	118	188	96	26	22	208	102	182	80	6	16
41000-41999	147	131	123	104	24	27	142	123	118	96	5	8
42000-42999	179	195	161	172	18	23	175	184	157	161	4	11
43000-43999	169	279	154	264	15	15	167	272	152	257	2	7
44000-44999	164	131	148	111	16	20	157	121	141	101	7	10
45000-45999	156	119	147	105	9	14	152	115	143	101	4	4
46000-46999	126	84	117	72	9	12	124	77	115	65	2	7
47000-47999	172	182	162	164	10	18	168	179	158	161	4	3
48000-48999	159	214	148	198	11	16	156	209	145	193	3	5
49000-49999	119	136	109	126	10	10	117	134	107	124	2	2
50000-50999	144	162	130	153	14	9	143	156	129	147	1	6
51000-51999	138	128	131	119	7	9	138	121	131	112	0	7
52000-52999	127	108	121	101	6	7	127	106	121	99	0	2
53000-53999	183	115	177	104	6	11	182	111	176	100	1	4
54000-54999	130	124	126	114	4	10	129	122	125	112	1	2
55000-55999	115	149	109	142	6	7	113	146	107	139	2	3
56000-56999	127	144	123	139	4	5	124	142	120	137	3	2
57000-57999	131	282	127	279	4	3	130	281	126	278	1	1
58000-58999	69	100	68	95	1	5	69	100	68	95	0	0
59000-59999	54	76	51	74	3	2	53	73	50	71	1	3

Excluding members who retired during the fiscal year and died before the end of the year.
 *Annual \$ is the monthly amount paid in September 2014 times 12.

Number of Military Personnel Retired During FY2014 by Annual Gross/Net\$\$ Groupings

*******(AIR FORCE)*******

*ANNUAL \$	ALL RETIREES INCLUDING RESERVES		ALL RETIREES EXCLUDING RESERVES		RESERVE RETIREES ONLY		NON-DISABILITY INCLUDING RESERVES		NON-DISABILITY EXCLUDING RESERVES		DISABILITY RETIREES ONLY	
	NET	GROSS	NET	GROSS	NET	GROSS	NET	GROSS	NET	GROSS	NET	GROSS
60000-60999	59	77	53	74	6	3	58	71	52	68	1	6
61000-61999	49	64	45	57	4	7	49	62	45	55	0	2
62000-62999	56	57	55	55	1	2	56	54	55	52	0	3
63000-63999	31	46	30	44	1	2	31	43	30	41	0	3
64000-64999	31	42	31	40	0	2	31	41	31	39	0	1
65000-65999	52	45	49	42	3	3	50	43	47	40	2	2
66000-66999	53	47	49	42	4	5	51	43	47	38	2	4
67000-67999	41	32	39	31	2	1	41	32	39	31	0	0
68000-68999	46	24	45	24	1	0	43	24	42	24	3	0
69000-69999	43	33	41	30	2	3	43	31	41	28	0	2
70000-70999	35	41	35	41	0	0	35	39	35	39	0	2
71000-71999	40	51	38	48	2	3	40	49	38	46	0	2
72000-72999	42	41	40	39	2	2	41	39	39	37	1	2
73000-73999	41	58	40	57	1	1	41	56	40	55	0	2
74000-74999	47	44	45	42	2	2	47	44	45	42	0	0
75000-75999	51	32	51	29	0	3	51	31	51	28	0	1
76000-76999	46	40	43	38	3	2	46	39	43	37	0	1
77000-77999	59	41	59	41	0	0	59	40	59	40	0	1
78000-78999	34	33	33	31	1	2	34	33	33	31	0	0
79000-79999	26	32	25	32	1	0	26	32	25	32	0	0
80000-80999	48	55	47	53	1	2	48	55	47	53	0	0
81000-81999	30	46	30	45	0	1	29	46	29	45	1	0
82000-82999	18	51	17	48	1	3	18	51	17	48	0	0
83000-83999	16	46	14	46	2	0	16	46	14	46	0	0
84000-84999	19	28	17	27	2	1	19	28	17	27	0	0
85000-85999	25	37	25	36	0	1	25	37	25	36	0	0
86000-86999	16	41	16	41	0	0	16	41	16	41	0	0
87000-87999	20	15	20	14	0	1	20	15	20	14	0	0
88000-88999	23	7	23	6	0	1	23	7	23	6	0	0
89000-89999	12	17	12	16	0	1	12	17	12	16	0	0
90000-90999	7	12	7	12	0	0	7	12	7	12	0	0
91000-91999	10	11	10	11	0	0	10	11	10	11	0	0
92000-92999	6	4	5	3	1	1	6	4	5	3	0	0
93000-93999	9	26	9	25	0	1	9	25	9	24	0	1
94000-94999	9	27	9	27	0	0	9	27	9	27	0	0
95000-95999	7	9	7	9	0	0	7	9	7	9	0	0
96000-96999	2	5	2	5	0	0	2	5	2	5	0	0
97000-97999	10	13	10	13	0	0	10	13	10	13	0	0
98000-98999	4	8	3	8	1	0	4	8	3	8	0	0
99000-99999	1	5	1	5	0	0	1	5	1	5	0	0
100000-100999	1	1	1	1	0	0	1	1	1	1	0	0
101000-101999	2	8	2	7	0	1	2	8	2	7	0	0
102000-102999	2	4	2	3	0	1	2	4	2	3	0	0
103000-103999	3	1	3	1	0	0	3	1	3	1	0	0
104000-104999	2	4	2	4	0	0	2	4	2	4	0	0
105000-105999	3	4	3	4	0	0	3	4	3	4	0	0
106000-106999	1	0	1	0	0	0	1	0	1	0	0	0
107000-107999	0	2	0	2	0	0	0	2	0	2	0	0
108000-108999	1	1	1	1	0	0	1	1	1	1	0	0
109000-109999	1	0	1	0	0	0	1	0	1	0	0	0
110000-110999	3	4	3	4	0	0	3	4	3	4	0	0
111000-111999	0	1	0	1	0	0	0	1	0	1	0	0
112000-112999	1	5	1	5	0	0	1	5	1	5	0	0
113000-113999	2	3	2	3	0	0	2	3	2	3	0	0
114000-114999	3	1	3	1	0	0	3	1	3	1	0	0
ABOVE 114999	44	51	44	51	0	0	44	51	44	51	0	0
TOTAL	18,041	18,909	13,987	14,851	4,054	4,058	16,869	16,873	12,815	12,815	1,172	2,036

Excluding members who retired during the fiscal year and died before the end of the year.
 *Annual \$ is the monthly amount paid in September 2014 times 12.

Number of Military Personnel Retired During FY2014 by Annual Gross/Net\$\$ Groupings

*******(ALL DOD)*******

*ANNUAL \$	ALL RETIREES INCLUDING RESERVES		ALL RETIREES EXCLUDING RESERVES		RESERVE RETIREES ONLY		NON-DISABILITY INCLUDING RESERVES		NON-DISABILITY EXCLUDING RESERVES		DISABILITY RETIREES ONLY	
	NET	GROSS	NET	GROSS	NET	GROSS	NET	GROSS	NET	GROSS	NET	GROSS
1- 999	578	0	550	0	28	0	29	0	1	0	549	0
1000- 1999	638	0	607	0	31	0	31	0	0	0	607	0
2000- 2999	605	7	547	0	58	7	60	7	2	0	545	0
3000- 3999	735	140	497	1	238	139	238	139	0	0	497	1
4000- 4999	1,022	482	447	4	575	478	576	478	1	0	446	4
5000- 5999	979	664	352	45	627	619	628	620	1	1	351	44
6000- 6999	1,158	972	431	352	727	620	737	620	10	0	421	352
7000- 7999	1,150	1,212	351	459	799	753	818	756	19	3	332	456
8000- 8999	1,195	1,468	404	625	791	843	822	846	31	3	373	622
9000- 9999	1,119	1,293	403	647	716	646	786	669	70	23	333	624
10000-10999	1,193	1,505	480	854	713	651	807	706	94	55	386	799
11000-11999	1,073	1,506	404	834	669	672	813	748	144	76	260	758
12000-12999	1,059	1,402	413	776	646	626	777	708	131	82	282	694
13000-13999	1,249	1,489	639	879	610	610	955	709	345	99	294	780
14000-14999	1,323	1,964	792	1,434	531	530	1,073	953	542	423	250	1,011
15000-15999	1,685	1,771	1,158	1,262	527	509	1,448	1,062	921	553	237	709
16000-16999	1,545	1,793	1,092	1,326	453	467	1,300	950	847	483	245	843
17000-17999	1,761	2,704	1,318	2,263	443	441	1,555	1,907	1,112	1,466	206	797
18000-18999	1,549	2,102	1,146	1,673	403	429	1,325	1,325	922	896	224	777
19000-19999	1,283	1,655	931	1,278	352	377	1,060	897	708	520	223	758
20000-20999	2,652	1,864	2,274	1,516	378	348	2,428	1,255	2,050	907	224	609
21000-21999	2,170	4,323	1,889	3,992	281	331	1,994	3,411	1,713	3,080	176	912
22000-22999	1,171	1,412	890	1,091	281	321	1,017	1,103	736	782	154	309
23000-23999	1,689	1,222	1,441	969	248	253	1,502	827	1,254	574	187	395
24000-24999	1,452	1,572	1,204	1,304	248	268	1,294	1,174	1,046	906	158	398
25000-25999	1,884	2,702	1,637	2,458	247	244	1,681	2,029	1,434	1,785	203	673
26000-26999	1,574	1,724	1,371	1,494	203	230	1,466	1,377	1,263	1,147	108	347
27000-27999	1,257	1,877	1,080	1,669	177	208	1,137	1,325	960	1,117	120	552
28000-28999	1,246	1,719	1,074	1,496	172	223	1,119	1,499	947	1,276	127	220
29000-29999	1,292	1,277	1,111	1,087	181	190	1,188	990	1,007	800	104	287
30000-30999	899	1,187	738	1,020	161	167	782	866	621	699	117	321
31000-31999	1,142	1,719	986	1,563	156	156	1,070	1,466	914	1,310	72	253
32000-32999	751	960	578	799	173	161	691	673	518	512	60	287
33000-33999	676	784	543	642	133	142	618	675	485	533	58	109
34000-34999	716	691	583	553	133	138	662	595	529	457	54	96
35000-35999	553	751	451	600	102	151	496	620	394	469	57	131
36000-36999	615	706	510	552	105	154	579	601	474	447	36	105
37000-37999	625	707	529	597	96	110	577	594	481	484	48	113
38000-38999	512	592	425	502	87	90	463	485	376	395	49	107
39000-39999	521	723	443	614	78	109	485	631	407	522	36	92
40000-40999	623	455	531	366	92	89	586	359	494	270	37	96
41000-41999	450	436	384	360	66	76	414	357	348	281	36	79
42000-42999	500	564	445	482	55	82	476	503	421	421	24	61
43000-43999	498	789	443	725	55	64	483	713	428	649	15	76
44000-44999	504	501	451	444	53	57	475	411	422	354	29	90
45000-45999	433	408	390	356	43	52	417	357	374	305	16	51
46000-46999	384	338	350	287	34	51	353	297	319	246	31	41
47000-47999	442	552	406	500	36	52	417	494	381	442	25	58
48000-48999	421	531	376	481	45	50	402	483	357	433	19	48
49000-49999	347	392	322	362	25	30	328	352	303	322	19	40
50000-50999	339	383	303	349	36	34	327	346	291	312	12	37
51000-51999	364	408	341	373	23	35	354	343	331	308	10	65
52000-52999	347	324	319	301	28	23	338	307	310	284	9	17
53000-53999	453	328	432	293	21	35	446	308	425	273	7	20
54000-54999	406	338	386	305	20	33	398	321	378	288	8	17
55000-55999	305	368	283	344	22	24	289	334	267	310	16	34
56000-56999	315	378	297	355	18	23	306	354	288	331	9	24
57000-57999	402	700	390	689	12	11	395	686	383	675	7	14
58000-58999	231	378	223	355	8	23	226	355	218	332	5	23
59000-59999	218	254	204	239	14	15	210	227	196	212	8	27

Excluding members who retired during the fiscal year and died before the end of the year.
 *Annual \$ is the monthly amount paid in September 2014 times 12.

Number of Military Personnel Retired During FY2014 by Annual Gross/Net\$\$ Groupings

***** (ALL DOD) *****

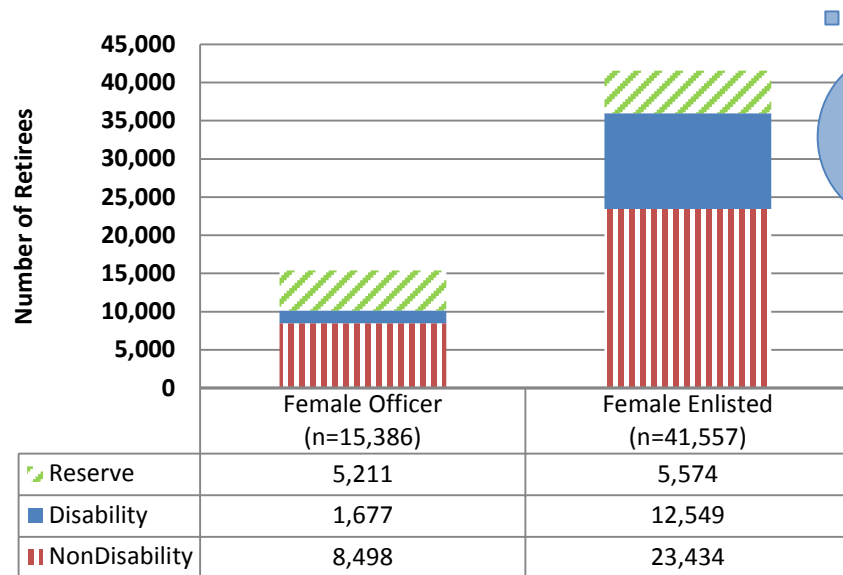
*ANNUAL \$	ALL RETIREES INCLUDING RESERVES		ALL RETIREES EXCLUDING RESERVES		RESERVE RETIREES ONLY		NON-DISABILITY INCLUDING RESERVES		NON-DISABILITY EXCLUDING RESERVES		DISABILITY RETIREES ONLY	
	NET	GROSS	NET	GROSS	NET	GROSS	NET	GROSS	NET	GROSS	NET	GROSS
60000-60999	227	272	216	256	11	16	211	232	200	216	16	40
61000-61999	166	212	156	193	10	19	160	197	150	178	6	15
62000-62999	157	194	152	184	5	10	153	182	148	172	4	12
63000-63999	128	205	123	193	5	12	126	195	121	183	2	10
64000-64999	138	213	132	207	6	6	133	171	127	165	5	42
65000-65999	131	151	126	142	5	9	127	146	122	137	4	5
66000-66999	152	149	143	136	9	13	147	131	138	118	5	18
67000-67999	103	93	96	87	7	6	103	88	96	82	0	5
68000-68999	107	85	104	79	3	6	103	84	100	78	4	1
69000-69999	107	105	105	100	2	5	105	98	103	93	2	7
70000-70999	102	123	98	119	4	4	99	114	95	110	3	9
71000-71999	106	162	103	154	3	8	99	142	96	134	7	20
72000-72999	92	91	90	88	2	3	91	88	89	85	1	3
73000-73999	113	128	111	126	2	2	111	121	109	119	2	7
74000-74999	80	110	78	108	2	2	79	107	77	105	1	3
75000-75999	97	89	96	84	1	5	95	81	94	76	2	8
76000-76999	94	108	89	106	5	2	90	82	85	80	4	26
77000-77999	117	94	116	92	1	2	115	93	114	91	2	1
78000-78999	86	104	85	102	1	2	85	97	84	95	1	7
79000-79999	64	56	63	56	1	0	62	55	61	55	2	1
80000-80999	101	91	98	86	3	5	99	90	96	85	2	1
81000-81999	77	83	76	82	1	1	76	83	75	82	1	0
82000-82999	64	106	63	101	1	5	64	105	63	100	0	1
83000-83999	66	82	63	82	3	0	66	82	63	82	0	0
84000-84999	64	62	61	61	3	1	64	61	61	60	0	1
85000-85999	109	65	108	64	1	1	107	65	106	64	2	0
86000-86999	67	102	65	101	2	1	67	100	65	99	0	2
87000-87999	88	64	88	63	0	1	87	63	87	62	1	1
88000-88999	80	51	80	50	0	1	78	50	78	49	2	1
89000-89999	47	53	47	51	0	2	47	53	47	51	0	0
90000-90999	45	61	44	60	1	1	45	60	44	59	0	1
91000-91999	81	92	81	91	0	1	81	88	81	87	0	4
92000-92999	35	48	34	45	1	3	35	48	34	45	0	0
93000-93999	43	120	42	118	1	2	43	116	42	114	0	4
94000-94999	48	97	48	97	0	0	48	97	48	97	0	0
95000-95999	26	53	26	53	0	0	26	50	26	50	0	3
96000-96999	15	27	15	27	0	0	15	27	15	27	0	0
97000-97999	32	92	32	92	0	0	32	92	32	92	0	0
98000-98999	18	33	17	33	1	0	17	32	16	32	1	1
99000-99999	11	24	11	23	0	1	11	24	11	23	0	0
100000-100999	10	15	10	15	0	0	9	15	9	15	1	0
101000-101999	9	20	9	19	0	1	9	20	9	19	0	0
102000-102999	11	18	10	16	1	2	11	18	10	16	0	0
103000-103999	6	8	6	8	0	0	6	8	6	8	0	0
104000-104999	10	14	10	14	0	0	10	13	10	13	0	1
105000-105999	10	12	10	12	0	0	10	12	10	12	0	0
106000-106999	12	5	12	5	0	0	12	5	12	5	0	0
107000-107999	4	6	4	6	0	0	4	5	4	5	0	1
108000-108999	8	10	8	10	0	0	8	10	8	10	0	0
109000-109999	5	8	5	8	0	0	5	8	5	8	0	0
110000-110999	11	17	11	17	0	0	11	17	11	17	0	0
111000-111999	4	8	4	8	0	0	4	8	4	8	0	0
112000-112999	7	10	7	10	0	0	7	10	7	10	0	0
113000-113999	5	15	5	14	0	1	5	15	5	14	0	0
114000-114999	7	7	6	6	1	1	7	7	6	6	0	0
ABOVE 114999	134	162	134	162	0	0	133	161	133	161	1	1
TOTAL	58,015	65,952	43,627	51,519	14,388	14,433	48,380	48,425	33,992	33,992	9,635	17,527

Excluding members who retired during the fiscal year and died before the end of the year.
 *Annual \$ is the monthly amount paid in September 2014 times 12.

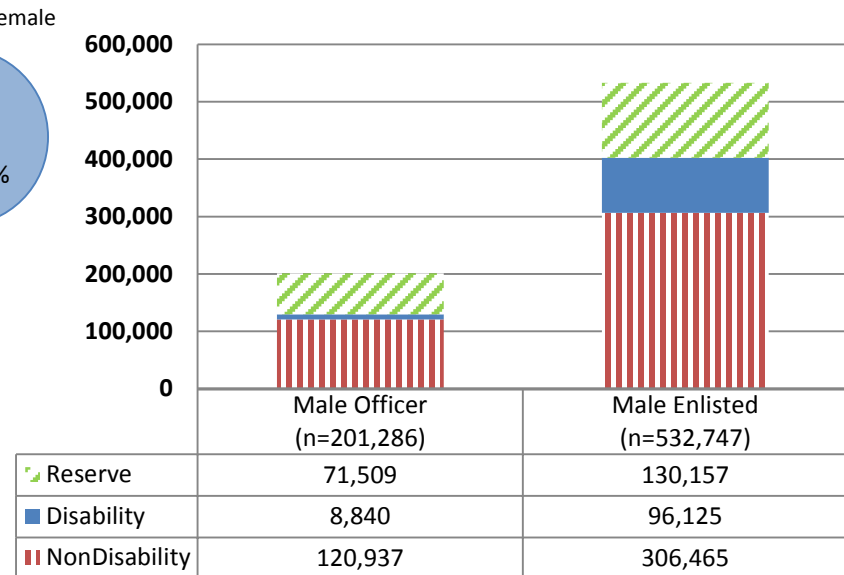
Military Retirees by Gender and Branch of Service as of September 30, 2014

ARMY-Female Retirees

Percent of ARMY Total

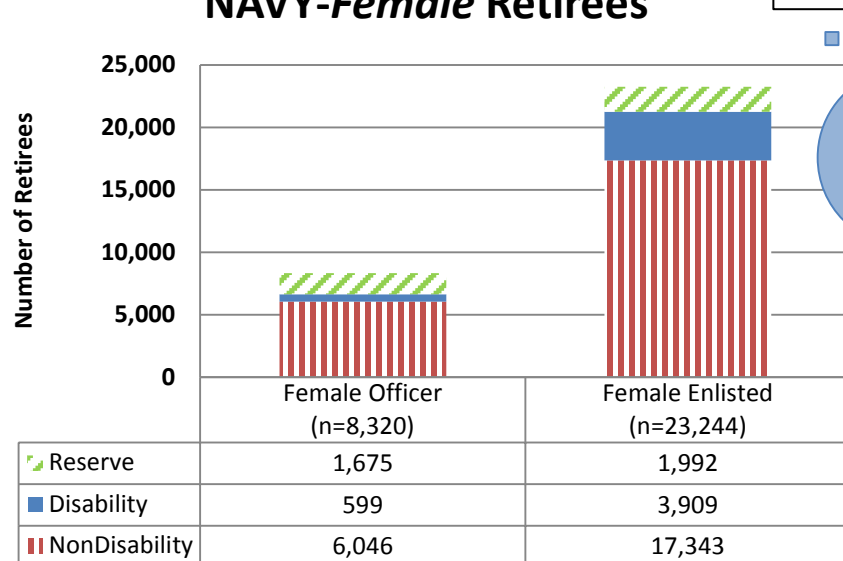


ARMY-Male Retirees

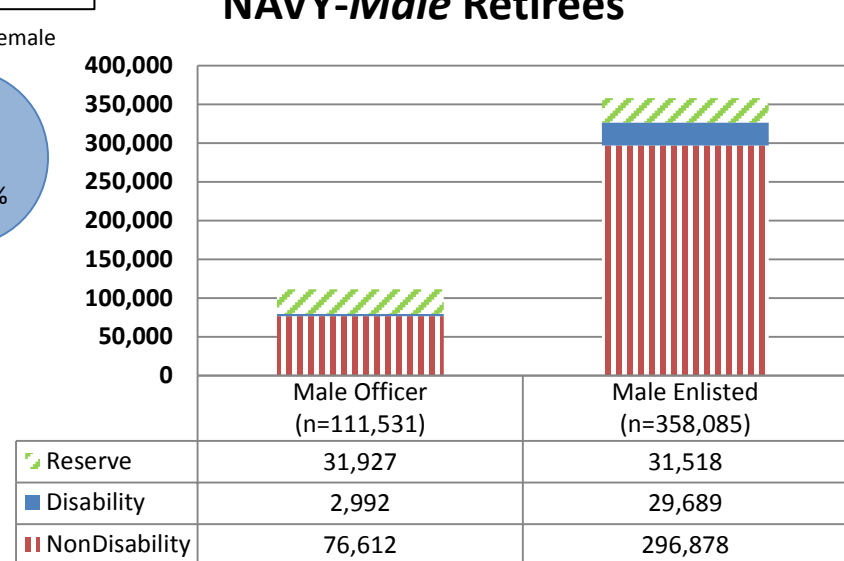


NAVY-Female Retirees

Percent of NAVY Total



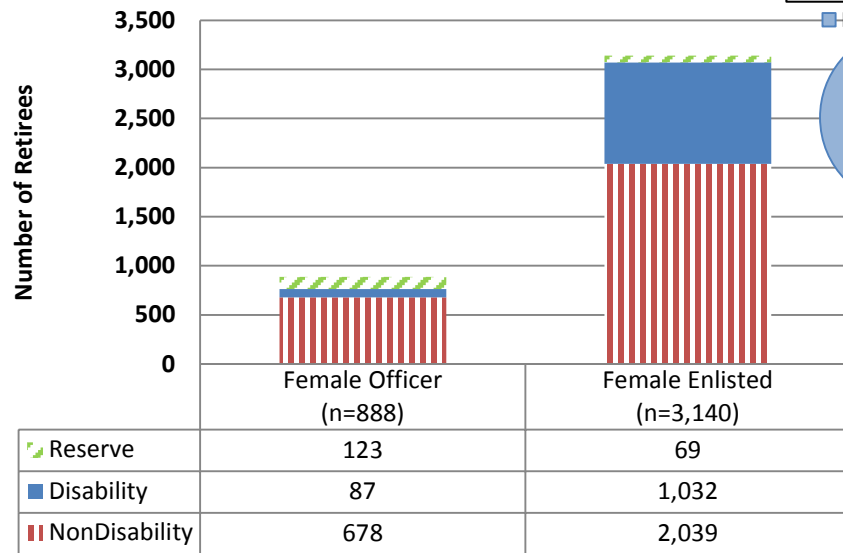
NAVY-Male Retirees



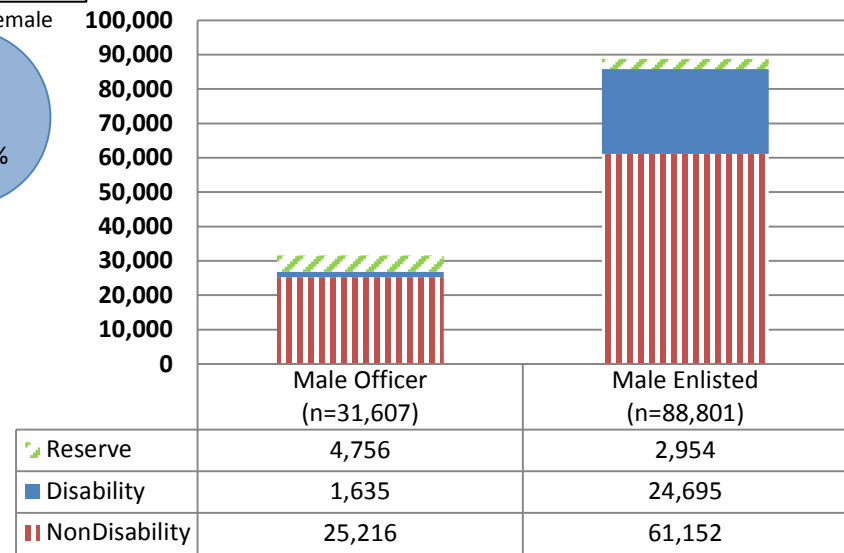
Tables exclude records with an unspecified gender.

Military Retirees by Gender and Branch of Service as of September 30, 2014

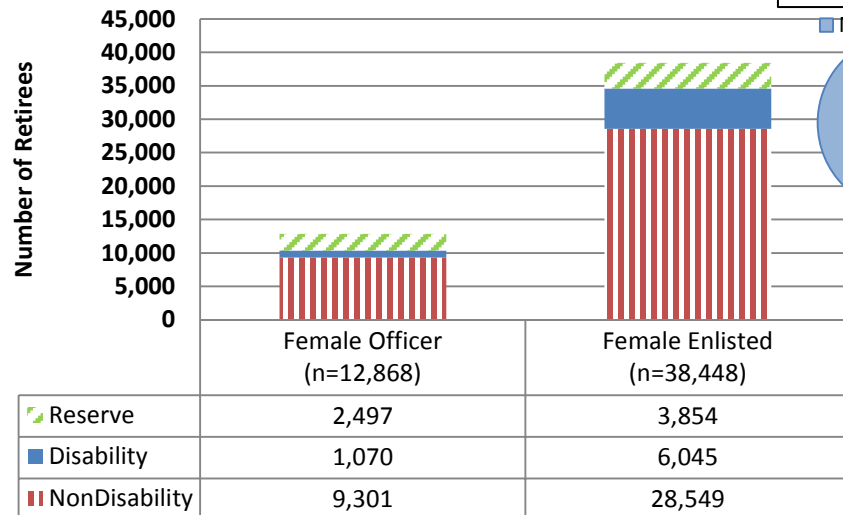
MARINE CORPS-Female Retirees



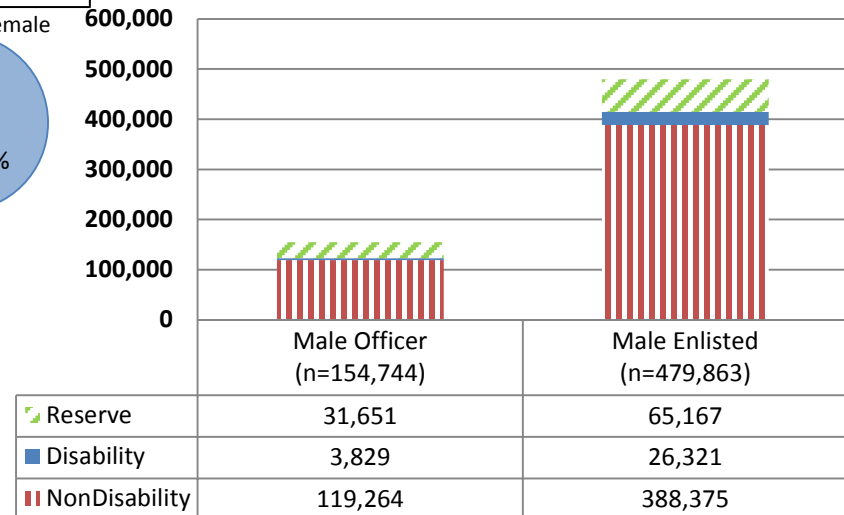
MARINE CORPS-Male Retirees



AIR FORCE-Female Retirees

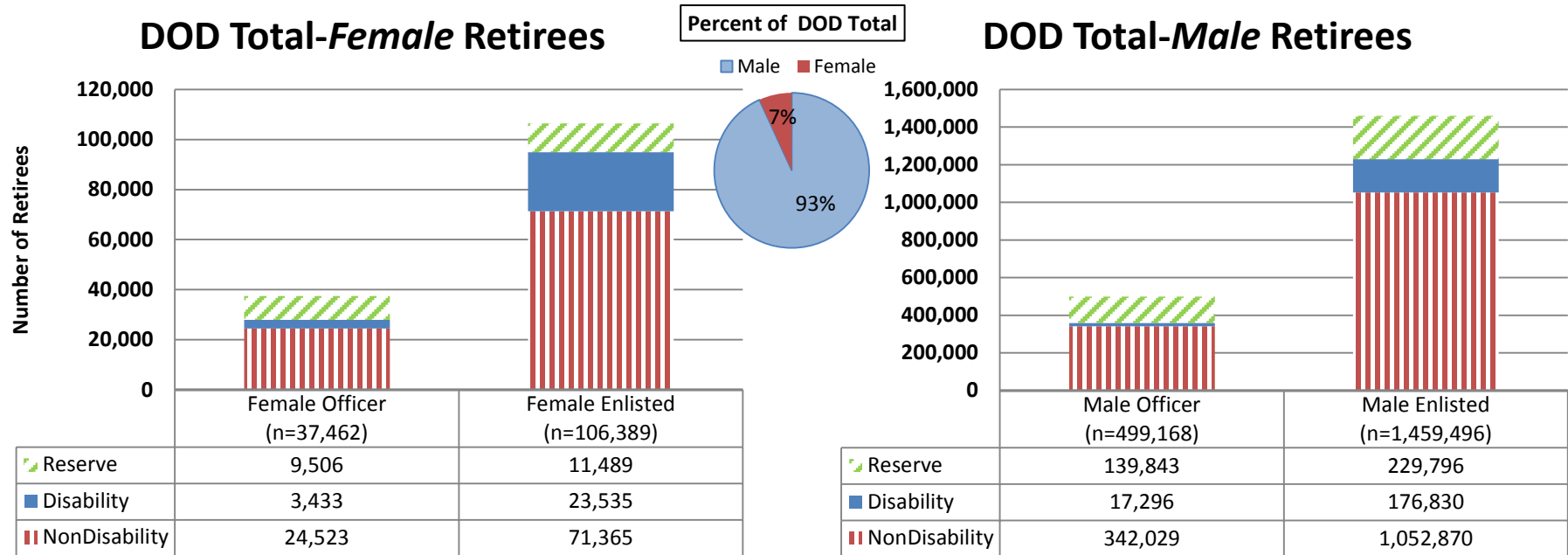


AIR FORCE-Male Retirees



Tables exclude records with an unspecified gender.

Military Retirees by Gender and Branch of Service as of September 30, 2014

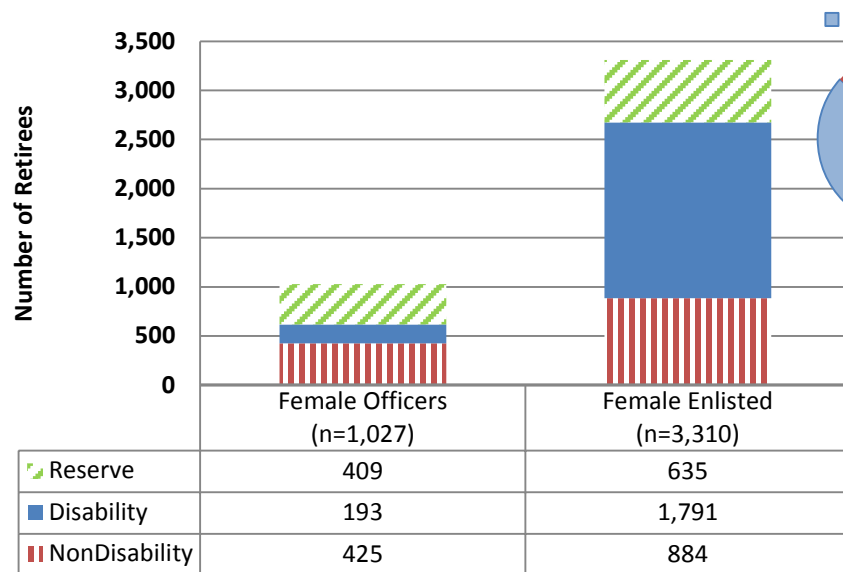


Tables exclude records with an unspecified gender.

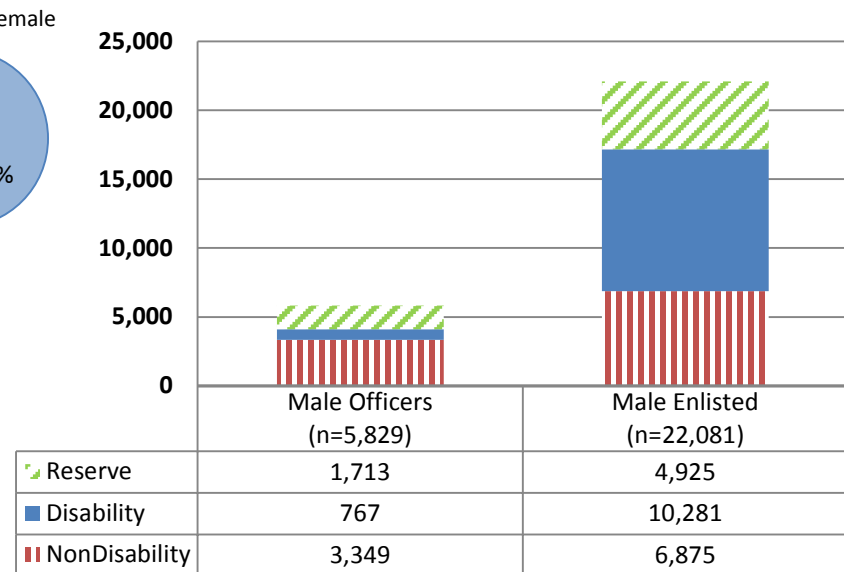
Military Retirees Retired During FY 2014 by Gender and Branch of Service

ARMY-Female Retirees

Percent of ARMY Total

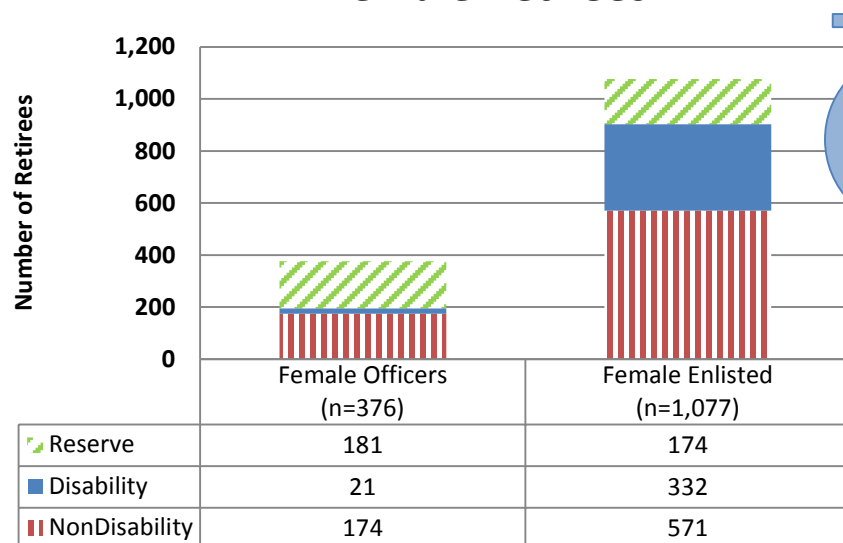


ARMY-Male Retirees

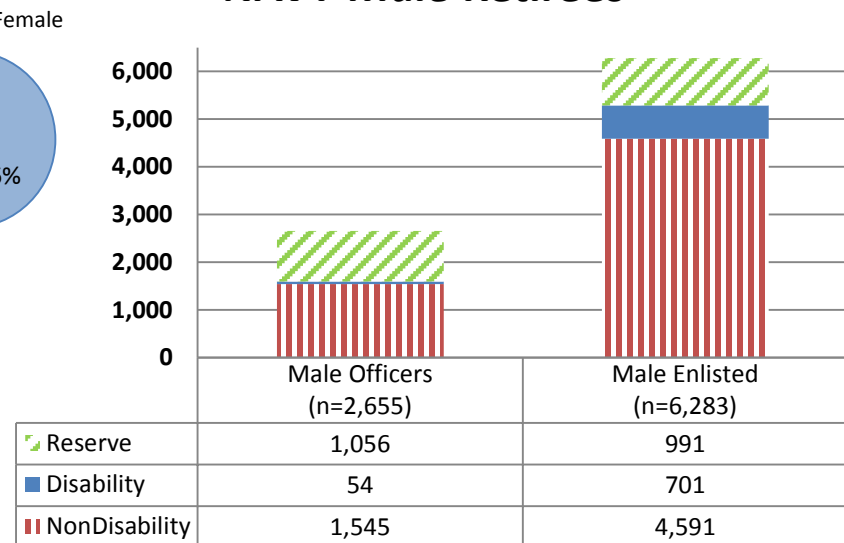


NAVY-Female Retirees

Percent of NAVY Total

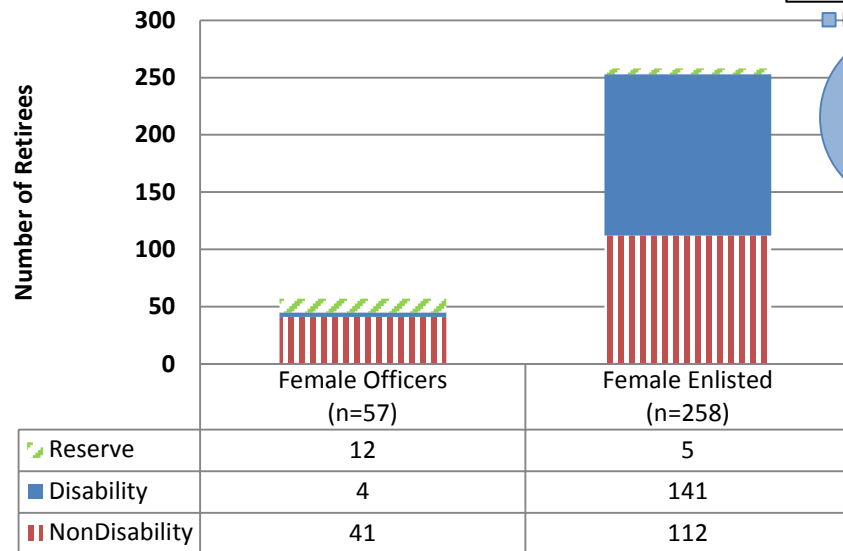


NAVY-Male Retirees

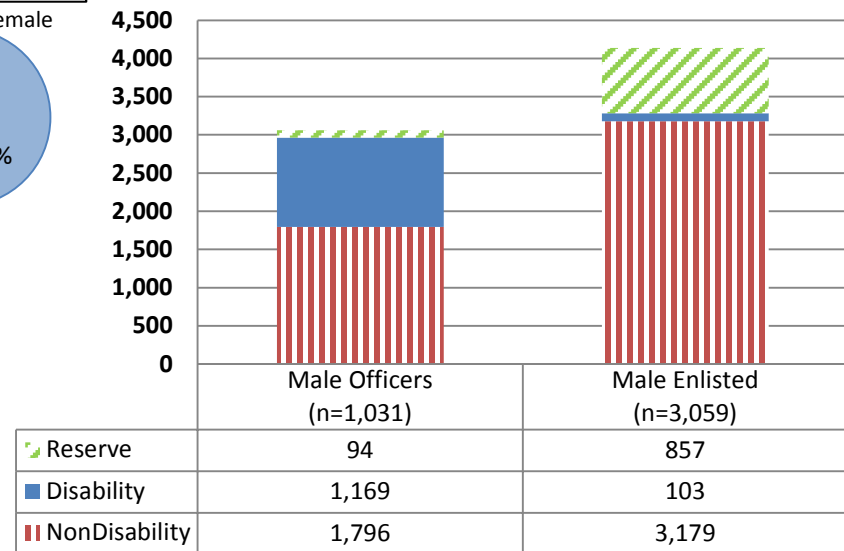


Military Retirees Retired During FY 2014 by Gender and Branch of Service

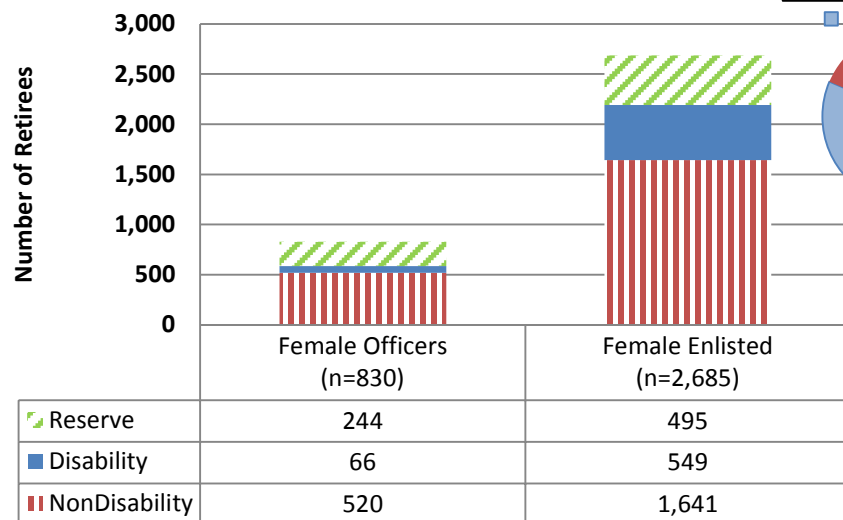
MARINE CORPS-*Female* Retirees



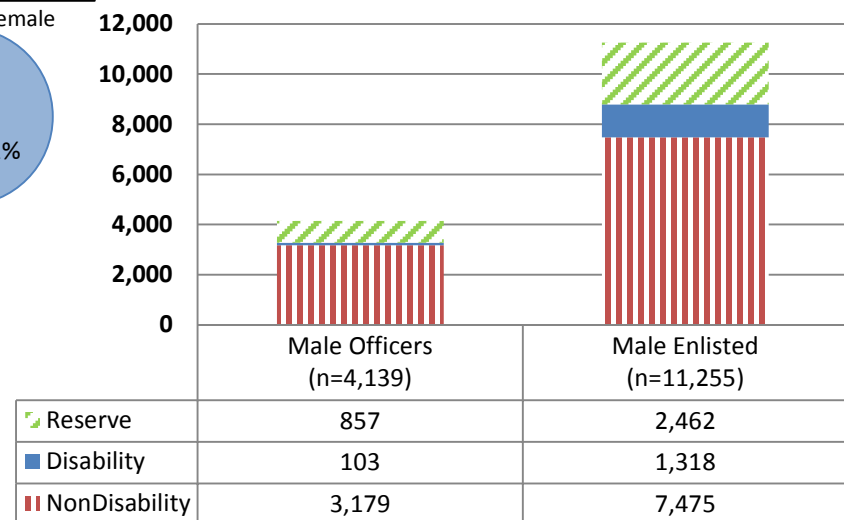
MARINE CORPS-*Male* Retirees



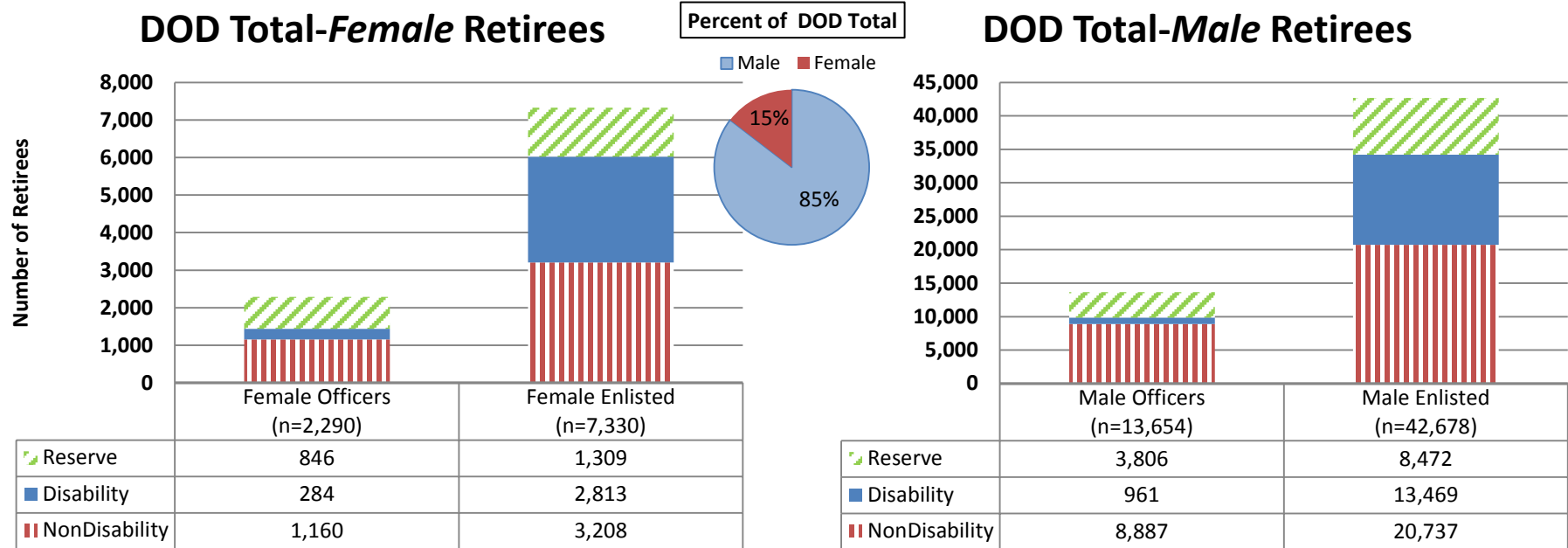
AIR FORCE-*Female* Retirees



AIR FORCE-*Male* Retirees



Military Retirees Retired During FY 2014 by Gender and Branch of Service



Excluding members who retired during the fiscal year and died before the end of the year.

Number of Disabled Military Retirees by DoD Disability Percent as of September 30, 2014

IN DOD RETIRED APPROPRIATION

DISABILITY PERCENT	ARMY			NAVY			MARINE CORPS			AIR FORCE			DOD TOTAL		
	OFF	ENL	TOTAL	OFF	ENL	TOTAL	OFF	ENL	TOTAL	OFF	ENL	TOTAL	OFF	ENL	TOTAL
10	244	840	1,084	332	2,372	2,704	156	598	754	117	505	622	849	4,315	5,164
20	285	1,039	1,324	213	1,207	1,420	133	357	490	80	526	606	711	3,129	3,840
30	1,742	10,982	12,724	864	5,254	6,118	364	2,914	3,278	771	3,986	4,757	3,741	23,136	26,877
40	1,410	7,344	8,754	499	2,512	3,011	254	1,787	2,041	420	1,855	2,275	2,583	13,498	16,081
50	1,108	6,829	7,937	248	1,434	1,682	130	1,201	1,331	356	1,555	1,911	1,842	11,019	12,861
60	1,300	7,373	8,673	295	1,179	1,474	174	1,008	1,182	372	1,138	1,510	2,141	10,698	12,839
70	1,030	6,279	7,309	161	547	708	94	846	940	227	760	987	1,512	8,432	9,944
75	0	0	0	53	53	106	0	6	6	12	7	19	65	66	131
80	726	4,058	4,784	87	233	320	87	465	552	121	261	382	1,021	5,017	6,038
90	372	1,686	2,058	33	50	83	17	167	184	24	64	88	446	1,967	2,413
100	800	3,006	3,806	276	649	925	95	648	743	256	480	736	1,427	4,783	6,210
UNK	38	143	181	50	156	206	16	63	79	1,351	3,536	4,887	1,455	3,898	5,353
TOTAL	9,055	49,579	58,634	3,111	15,646	18,757	1,520	10,060	11,580	4,107	14,673	18,780	17,793	89,958	107,751

NOT IN DOD RETIREMENT APPROPRIATION

DISABILITY PERCENT	ARMY			NAVY			MARINE CORPS			AIR FORCE			DOD TOTAL		
	OFF	ENL	TOTAL	OFF	ENL	TOTAL	OFF	ENL	TOTAL	OFF	ENL	TOTAL	OFF	ENL	TOTAL
10	3	14	17	1	33	34	0	7	7	0	6	6	4	60	64
20	2	11	13	1	33	34	0	6	6	0	5	5	3	55	58
30	518	17,619	18,137	188	6,542	6,730	64	4,763	4,827	262	5,398	5,660	1,032	34,322	35,354
40	293	11,412	11,705	64	3,464	3,528	34	3,176	3,210	94	2,521	2,615	485	20,573	21,058
50	228	9,536	9,764	54	2,211	2,265	29	2,046	2,075	91	1,982	2,073	402	15,775	16,177
60	144	7,603	7,747	43	1,603	1,646	22	1,561	1,583	36	1,059	1,095	245	11,826	12,071
70	76	5,601	5,677	25	1,043	1,068	5	1,305	1,310	20	876	896	126	8,825	8,951
75	0	0	0	6	13	19	2	19	21	0	0	0	8	32	40
80	57	3,361	3,418	8	491	499	4	737	741	9	329	338	78	4,918	4,996
90	28	1,616	1,644	4	253	257	4	368	372	6	106	112	42	2,343	2,385
100	267	5,888	6,155	86	2,264	2,350	34	1,625	1,659	77	1,324	1,401	464	11,101	11,565
UNK	0	2	2	0	2	2	4	54	58	197	4,087	4,284	201	4,145	4,346
TOTAL	1,616	62,663	64,279	480	17,952	18,432	202	15,667	15,869	792	17,693	18,485	3,090	113,975	117,065

BOTH IN AND NOT IN DOD RETIRED APPROPRIATION

DISABILITY PERCENT	ARMY			NAVY			MARINE CORPS			AIR FORCE			DOD TOTAL		
	OFF	ENL	TOTAL	OFF	ENL	TOTAL	OFF	ENL	TOTAL	OFF	ENL	TOTAL	OFF	ENL	TOTAL
10	247	854	1,101	333	2,405	2,738	156	605	761	117	511	628	853	4,375	5,228
20	287	1,050	1,337	214	1,240	1,454	133	363	496	80	531	611	714	3,184	3,898
30	2,260	28,601	30,861	1,052	11,796	12,848	428	7,677	8,105	1,033	9,384	10,417	4,773	57,458	62,231
40	1,703	18,756	20,459	563	5,976	6,539	288	4,963	5,251	514	4,376	4,890	3,068	34,071	37,139
50	1,336	16,365	17,701	302	3,645	3,947	159	3,247	3,406	447	3,537	3,984	2,244	26,794	29,038
60	1,444	14,976	16,420	338	2,782	3,120	196	2,569	2,765	408	2,197	2,605	2,386	22,524	24,910
70	1,106	11,880	12,986	186	1,590	1,776	99	2,151	2,250	247	1,636	1,883	1,638	17,257	18,895
75	0	0	0	59	66	125	2	25	27	12	7	19	73	98	171
80	783	7,419	8,202	95	724	819	91	1,202	1,293	130	590	720	1,099	9,935	11,034
90	400	3,302	3,702	37	303	340	21	535	556	30	170	200	488	4,310	4,798
100	1,067	8,894	9,961	362	2,913	3,275	129	2,273	2,402	333	1,804	2,137	1,891	15,884	17,775
UNK	38	145	183	50	158	208	20	117	137	1,548	7,623	9,171	1,656	8,043	9,699
TOTAL	10,671	112,242	122,913	3,591	33,598	37,189	1,722	25,727	27,449	4,899	32,366	37,265	20,883	203,933	224,816

Number of Disabled Military Retirees Retired in FY 2014 by DoD Disability Percent

IN DOD RETIRED APPROPRIATION

DISABILITY PERCENT	ARMY			NAVY			MARINE CORPS			AIR FORCE			DOD TOTAL		
	OFF	ENL	TOTAL	OFF	ENL	TOTAL	OFF	ENL	TOTAL	OFF	ENL	TOTAL	OFF	ENL	TOTAL
10	9	50	59	0	1	1	0	0	0	2	10	12	11	61	72
20	14	74	88	0	1	1	1	3	4	2	18	20	17	96	113
30	76	717	793	8	95	103	3	93	96	23	230	253	110	1,135	1,245
40	74	707	781	10	55	65	5	73	78	23	135	158	112	970	1,082
50	143	1,112	1,255	11	107	118	9	96	105	21	187	208	184	1,502	1,686
60	143	1,075	1,218	9	41	50	6	52	58	27	132	159	185	1,300	1,485
70	178	1,311	1,489	15	84	99	7	139	146	24	176	200	224	1,710	1,934
80	112	738	850	3	27	30	3	62	65	10	50	60	128	877	1,005
90	71	283	354	1	1	2	0	17	17	4	19	23	76	320	396
100	82	341	423	12	31	43	4	55	59	22	54	76	120	481	601
UNK	3	9	12	1	0	1	0	0	0	0	3	3	4	12	16
TOTAL	905	6,417	7,322	70	443	513	38	590	628	158	1,014	1,172	1,171	8,464	9,635

NOT IN DOD RETIREMENT APPROPRIATION

DISABILITY PERCENT	ARMY			NAVY			MARINE CORPS			AIR FORCE			DOD TOTAL		
	OFF	ENL	TOTAL	OFF	ENL	TOTAL	OFF	ENL	TOTAL	OFF	ENL	TOTAL	OFF	ENL	TOTAL
10	0	0	0	0	0	0	0	0	0	0	0	0	0	0	0
20	0	0	0	0	0	0	0	0	0	0	0	0	0	0	0
30	13	978	991	0	97	97	1	125	126	3	191	194	17	1,391	1,408
40	9	974	983	2	107	109	1	142	143	4	179	183	16	1,402	1,418
50	12	1,148	1,160	0	144	144	1	131	132	0	169	169	13	1,592	1,605
60	5	853	858	1	47	48	0	68	68	0	65	65	6	1,033	1,039
70	4	719	723	0	94	94	0	141	141	1	86	87	5	1,040	1,045
80	3	416	419	0	32	32	0	42	42	1	40	41	4	530	534
90	1	191	192	0	6	6	0	11	11	0	19	19	1	227	228
100	8	375	383	2	63	65	0	60	60	2	104	106	12	602	614
UNK	0	1	1	0	0	0	0	0	0	0	0	0	0	1	1
TOTAL	55	5,655	5,710	5	590	595	3	720	723	11	853	864	74	7,818	7,892

BOTH IN AND NOT IN DOD RETIRED APPROPRIATION

DISABILITY PERCENT	ARMY			NAVY			MARINE CORPS			AIR FORCE			DOD TOTAL		
	OFF	ENL	TOTAL	OFF	ENL	TOTAL	OFF	ENL	TOTAL	OFF	ENL	TOTAL	OFF	ENL	TOTAL
10	9	50	59	0	1	1	0	0	0	2	10	12	11	61	72
20	14	74	88	0	1	1	1	3	4	2	18	20	17	96	113
30	89	1,695	1,784	8	192	200	4	218	222	26	421	447	127	2,526	2,653
40	83	1,681	1,764	12	162	174	6	215	221	27	314	341	128	2,372	2,500
50	155	2,260	2,415	11	251	262	10	227	237	21	356	377	197	3,094	3,291
60	148	1,928	2,076	10	88	98	6	120	126	27	197	224	191	2,333	2,524
70	182	2,030	2,212	15	178	193	7	280	287	25	262	287	229	2,750	2,979
80	115	1,154	1,269	3	59	62	3	104	107	11	90	101	132	1,407	1,539
90	72	474	546	1	7	8	0	28	28	4	38	42	77	547	624
100	90	716	806	14	94	108	4	115	119	24	158	182	132	1,083	1,215
UNK	3	10	13	1	0	1	0	0	0	0	3	3	4	13	17
TOTAL	960	12,072	13,032	75	1,033	1,108	41	1,310	1,351	169	1,867	2,036	1,245	16,282	17,527

Excluding members who retired during the fiscal year and died before the end of the year.

Concurrent Receipt Retirees as of September 30, 2014 by VA Disability Rating (Payment in Thousands)

Concurrent Retirement and Disability Pay (CRDP)

VA DISABILITY RATING	<u>TOTAL</u>		<u>NON-DISABILITY</u>		<u>DISABILITY</u>		<u>RESERVE</u>	
	NUMBER RETIRED	MONTHLY CRDP PAY (\$000)	NUMBER RETIRED	MONTHLY CRDP PAY (\$000)	NUMBER RETIRED	MONTHLY CRDP PAY (\$000)	NUMBER RETIRED	MONTHLY CRDP PAY (\$000)
50	69,252	62,764	64,073	58,449	1,249	1,092	3,930	3,223
60	91,333	106,247	83,878	98,441	2,012	2,462	5,443	5,344
70	76,144	112,828	69,377	104,174	2,172	3,460	4,595	5,194
80	76,003	128,665	69,201	118,914	2,592	4,514	4,210	5,237
90	56,542	105,680	50,959	96,800	2,860	5,223	2,723	3,657
100	69,054	154,335	57,548	133,143	5,992	13,541	5,514	7,651
UNK	127	135	119	127	4	1	4	7
TOTAL	438,455	\$670,654	395,155	\$610,048	16,881	\$30,293	26,419	\$30,313

Combat Related Special Compensation (CRSC)

VA DISABILITY RATING	<u>TOTAL</u>		<u>NON-DISABILITY</u>		<u>DISABILITY</u>		<u>RESERVE</u>	
	NUMBER RETIRED	MONTHLY CRSC PAY (\$000)	NUMBER RETIRED	MONTHLY CRSC PAY (\$000)	NUMBER RETIRED	MONTHLY CRSC PAY (\$000)	NUMBER RETIRED	MONTHLY CRSC PAY (\$000)
10	3,531	485	2,703	373	5	1	823	111
20	5,458	1,288	4,428	1,024	16	3	1,014	261
30	6,334	1,925	5,361	1,570	111	25	862	330
40	8,897	3,944	7,397	3,227	315	87	1,185	630
50	2,466	1,758	1,690	1,359	440	127	336	272
60	5,135	4,860	3,144	3,717	1,302	469	689	674
70	6,617	7,847	3,598	5,915	2,144	933	875	999
80	9,989	12,144	4,710	8,953	4,344	2,055	935	1,136
90	12,174	15,248	5,271	10,886	6,136	3,377	767	985
100	25,661	37,055	12,327	27,505	11,516	7,057	1,818	2,493
UNK	58	19	47	9	4	4	7	6
TOTAL	86,320	\$86,573	50,676	\$64,538	26,333	\$14,138	9,311	\$7,897

**Military Survivors Receiving Pay Under RSFPP and/or the Survivor Benefit Plan as of September 30, 2014
(Payment in Thousands)**

	---- DOD ----		---- ARMY ----		---- NAVY ----		---- MARINES ----		---- AIR FORCE ----		COAST GUARD
Mailing Address	Number of Survivors	Monthly Payment	Number of Survivors	Monthly Payment	Number of Survivors	Monthly Payment	Number of Survivors	Monthly Payment	Number of Survivors	Monthly Payment	Number of Survivors
ALABAMA	9,580	8,499	5,427	4,419	1,212	1,073	193	219	2,748	2,789	119
ALASKA	804	645	390	268	63	54	16	13	335	309	22
ARIZONA	8,694	9,521	2,936	3,102	1,458	1,507	371	403	3,929	4,509	83
ARKANSAS	4,831	4,199	2,174	1,705	761	681	123	127	1,773	1,685	26
CALIFORNIA	33,628	37,269	8,195	8,424	12,454	13,126	2,584	2,997	10,395	12,721	449
COLORADO	7,064	8,040	3,016	2,992	765	803	171	183	3,112	4,061	33
CONNECTICUT	2,020	1,890	831	715	722	709	66	68	401	398	98
DELAWARE	1,207	1,068	472	413	165	141	16	20	554	494	19
DIST OF COLUMBIA	405	579	220	292	84	149	10	18	91	120	1
FLORIDA	30,855	34,283	9,639	10,192	8,753	9,467	1,212	1,384	11,251	13,240	641
GEORGIA	13,500	12,743	7,397	6,637	1,974	1,908	447	441	3,682	3,758	110
GUAM, MI	247	170	77	36	112	86	3	1	55	47	1
HAWAII	2,400	2,461	1,247	1,153	486	570	133	188	534	550	33
IDAHO	1,879	1,772	680	588	352	312	57	55	790	818	20
ILLINOIS	5,250	4,740	2,168	1,879	1,174	1,010	177	150	1,731	1,700	42
INDIANA	4,062	3,366	2,040	1,630	771	631	132	123	1,119	982	20
IOWA	2,023	1,607	1,027	729	389	306	55	47	552	525	12
KANSAS	3,363	3,023	1,723	1,479	491	412	69	74	1,080	1,059	18
KENTUCKY	4,345	3,652	2,814	2,259	546	476	116	104	869	812	30
LOUISIANA	4,744	4,219	1,947	1,559	745	643	183	176	1,869	1,841	72
MAINE	2,009	1,820	710	576	572	558	71	76	656	610	105
MARYLAND	6,948	8,169	3,286	3,609	1,735	2,267	260	331	1,667	1,962	135
MASSACHUSETTS	4,535	4,048	1,950	1,650	1,122	985	185	167	1,278	1,246	174
MICHIGAN	4,280	3,398	1,982	1,457	920	720	131	118	1,247	1,103	120
MINNESOTA	3,059	2,486	1,388	1,038	659	541	86	87	926	820	19
MISSISSIPPI	4,667	3,931	2,098	1,586	781	671	116	123	1,672	1,550	43
MISSOURI	6,038	5,272	2,860	2,323	1,085	897	191	183	1,902	1,869	50
MONTANA	1,032	926	385	318	189	169	31	36	427	402	6
NEBRASKA	1,886	1,677	593	464	292	257	40	30	961	926	11
NEVADA	3,561	3,622	947	900	856	841	157	172	1,601	1,709	26
NEW HAMPSHIRE	1,694	1,675	677	593	352	350	56	75	609	658	40
NEW JERSEY	4,572	4,007	2,525	2,177	947	842	128	127	972	860	131
NEW MEXICO	2,962	3,176	1,098	1,075	424	420	81	92	1,359	1,589	11
NEW YORK	6,612	5,247	3,308	2,494	1,354	1,065	202	190	1,748	1,498	137
NORTH CAROLINA	12,663	11,730	6,216	5,214	2,135	2,171	1,271	1,285	3,041	3,061	302
NORTH DAKOTA	528	395	254	176	52	45	6	11	216	163	2
OHIO	7,284	6,433	2,753	2,205	1,308	1,069	262	222	2,961	2,937	83
OKLAHOMA	5,600	4,811	2,647	2,071	742	630	133	127	2,078	1,983	37
OREGON	4,026	4,050	1,337	1,262	1,185	1,113	132	209	1,312	1,466	124
PENNSYLVANIA	9,180	7,943	4,580	3,837	2,022	1,777	375	361	2,203	1,968	88
PUERTO RICO	2,024	1,174	1,780	1,005	43	38	12	8	189	123	23
RHODE ISLAND	1,183	1,160	386	306	576	656	29	32	192	166	33
SOUTH CAROLINA	9,376	8,655	4,287	3,623	1,882	1,773	384	409	2,823	2,849	88
SOUTH DAKOTA	799	652	360	276	102	77	16	13	321	287	3
TENNESSEE	8,077	6,968	3,963	3,074	1,581	1,454	267	266	2,266	2,174	85
TEXAS	29,516	30,930	12,372	11,666	3,826	3,636	821	899	12,497	14,730	251
UTAH	2,199	2,255	865	833	349	335	64	65	921	1,023	14
VERMONT	730	637	424	311	98	106	10	19	198	201	5
VIRGINIA	18,130	24,403	7,242	9,411	6,332	8,403	985	1,440	3,571	5,149	345
VIRGIN ISLANDS	34	35	23	19	6	10	1	2	4	4	0
WASHINGTON	10,836	11,038	4,214	3,881	2,942	3,071	311	334	3,369	3,752	318
WEST VIRGINIA	1,805	1,403	871	641	376	295	66	62	492	406	22
WISCONSIN	3,273	2,659	1,643	1,255	597	494	101	80	932	831	54
WYOMING	556	503	195	163	76	80	17	18	268	242	6
OTHER	4,498	4,462	2,050	2,088	1,012	901	113	114	1,323	1,358	56
TOTAL	327,073	\$325,497	136,689	\$124,047	72,007	\$72,783	13,305	\$14,572	105,072	\$114,095	4,796

Includes survivors receiving SSIA payments.

Excludes survivors whose pay has been suspended for more than 3 months.

Families of deceased members enrolled in both RSFPP and SBP are counted only once. Children of the same deceased member receiving separate benefits are counted individually.

Coast Guard pay is not available to DoD Office of the Actuary.

**Military Survivors Age 65+ Receiving Pay Under RSFPP and/or the Survivor Benefit Plan as of September 30, 2014
(Payment in Thousands)**

	---- DOD ----		---- ARMY ----		---- NAVY ----		---- MARINES ----		---- AIR FORCE ----		COAST GUARD
Mailing Address	Number of Survivors	Monthly Payment	Number of Survivors	Monthly Payment	Number of Survivors	Monthly Payment	Number of Survivors	Monthly Payment	Number of Survivors	Monthly Payment	Number of Survivors
ALABAMA	8,093	7,481	4,417	3,758	1,069	973	163	205	2,444	2,545	95
ALASKA	602	512	280	203	50	46	12	12	260	251	19
ARIZONA	7,560	8,621	2,441	2,726	1,310	1,395	293	342	3,516	4,158	71
ARKANSAS	4,143	3,717	1,811	1,474	685	623	104	111	1,543	1,509	20
CALIFORNIA	30,295	34,476	7,273	7,754	11,315	12,121	2,180	2,684	9,527	11,917	394
COLORADO	6,050	7,176	2,497	2,618	652	703	135	152	2,766	3,702	27
CONNECTICUT	1,811	1,731	730	646	663	658	54	62	364	365	91
DELAWARE	1,035	942	405	367	145	127	16	20	469	429	14
DIST OF COLUMBIA	382	554	208	281	79	141	9	18	86	114	1
FLORIDA	27,055	31,029	8,315	9,192	7,703	8,504	1,024	1,223	10,013	12,110	562
GEORGIA	11,165	11,035	5,967	5,633	1,668	1,672	348	370	3,182	3,360	100
GUAM, MI	176	125	45	21	91	70	2	1	38	33	0
HAWAII	2,048	2,168	1,086	1,024	403	498	106	162	453	484	27
IDAHO	1,583	1,562	542	506	312	283	49	48	680	725	15
ILLINOIS	4,399	4,132	1,786	1,623	1,012	890	132	126	1,469	1,493	36
INDIANA	3,354	2,878	1,604	1,356	675	557	100	98	975	867	16
IOWA	1,711	1,401	840	612	343	270	41	38	487	480	12
KANSAS	2,840	2,631	1,379	1,227	436	373	57	63	968	967	12
KENTUCKY	3,611	3,119	2,307	1,903	475	426	84	82	745	708	22
LOUISIANA	4,034	3,744	1,563	1,322	656	585	140	141	1,675	1,695	55
MAINE	1,755	1,650	581	497	518	510	62	70	594	573	89
MARYLAND	5,952	7,203	2,780	3,152	1,516	2,002	212	284	1,444	1,765	116
MASSACHUSETTS	4,114	3,716	1,730	1,497	1,060	930	162	150	1,162	1,138	151
MICHIGAN	3,528	2,921	1,558	1,215	793	630	100	96	1,077	979	100
MINNESOTA	2,669	2,209	1,163	893	606	503	75	77	825	736	14
MISSISSIPPI	3,878	3,373	1,654	1,302	656	571	87	102	1,481	1,397	34
MISSOURI	5,139	4,638	2,331	1,962	975	820	159	159	1,674	1,697	40
MONTANA	861	798	308	265	163	145	28	35	362	353	6
NEBRASKA	1,601	1,486	498	409	258	232	24	22	821	823	11
NEVADA	2,933	3,088	782	766	730	733	128	155	1,293	1,434	23
NEW HAMPSHIRE	1,504	1,532	589	532	323	329	48	69	544	602	30
NEW JERSEY	4,029	3,613	2,244	1,972	856	779	99	103	830	759	110
NEW MEXICO	2,560	2,837	926	941	373	379	67	85	1,194	1,431	9
NEW YORK	5,656	4,604	2,711	2,116	1,215	975	161	158	1,569	1,354	122
NORTH CAROLINA	10,413	10,093	4,923	4,352	1,863	1,941	1,015	1,086	2,612	2,714	270
NORTH DAKOTA	408	317	202	140	45	38	5	10	156	130	2
OHIO	6,148	5,586	2,237	1,866	1,117	930	212	180	2,582	2,610	64
OKLAHOMA	4,708	4,211	2,172	1,797	645	558	109	108	1,782	1,749	33
OREGON	3,567	3,699	1,142	1,118	1,094	1,045	164	188	1,167	1,348	106
PENNSYLVANIA	7,854	7,037	3,863	3,366	1,771	1,580	308	319	1,912	1,773	77
PUERTO RICO	1,715	1,024	1,509	877	36	33	9	7	161	106	16
RHODE ISLAND	1,080	1,072	349	288	533	605	26	30	172	149	27
SOUTH CAROLINA	8,042	7,674	3,569	3,160	1,658	1,590	328	365	2,487	2,560	74
SOUTH DAKOTA	651	555	288	236	86	65	14	11	263	242	2
TENNESSEE	6,771	6,077	3,129	2,550	1,388	1,297	222	233	2,032	1,997	76
TEXAS	25,227	27,633	10,114	10,103	3,285	3,197	624	754	11,204	13,579	206
UTAH	1,846	1,969	690	700	318	304	53	58	785	907	10
VERMONT	612	542	346	261	84	89	7	14	175	178	3
VIRGINIA	15,323	21,490	6,044	8,194	5,370	7,425	807	1,260	3,102	4,611	291
VIRGIN ISLANDS	21	23	14	12	3	6	1	2	3	3	0
WASHINGTON	9,396	9,930	3,516	3,408	2,594	2,766	264	304	3,022	3,452	282
WEST VIRGINIA	1,515	1,198	718	540	317	252	53	54	427	353	18
WISCONSIN	2,826	2,344	1,376	1,083	522	429	79	68	849	764	44
WYOMING	449	428	151	135	70	77	13	15	215	201	6
OTHER	3,507	3,616	1,616	1,727	768	686	71	81	1,052	1,122	39
TOTAL	280,205	\$289,219	113,319	\$107,681	63,351	\$65,366	10,845	\$12,670	92,690	\$103,502	4,090

Includes survivors receiving SSIA payments.
 Excludes survivors whose pay has been suspended for more than 3 months.
 Families of deceased members enrolled in both RSFPP and SBP are counted only once. Children of the same deceased member receiving separate benefits are counted individually.
 Coast Guard pay is not available to DoD Office of the Actuary.

**Military Survivors Receiving Pay Under RSFPP and/or the Survivor Benefit Plan by Country* as of September 30, 2014
(Payment in Thousands)**

Country	---- DOD ----		---- ARMY ----		---- NAVY ----		---- MARINES ----		---- AIR FORCE ----		COAST GUARD Number of Survivors
	Number of Survivors	Monthly Payment	Number of Survivors	Monthly Payment	Number of Survivors	Monthly Payment	Number of Survivors	Monthly Payment	Number of Survivors	Monthly Payment	
American Samoa	43	27	22	12	11	7	3	2	7	6	5
Antigua and Barbuda	1	0	0	0	0	0	0	0	1	0	0
Argentina	3	6	2	6	1	0	0	0	0	0	0
Aruba	5	4	0	0	4	3	0	0	1	1	0
Australia	92	116	29	33	30	38	8	5	25	39	1
Austria	37	42	30	30	2	3	0	0	5	9	0
Bahamas, The	1	2	0	0	1	2	0	0	0	0	0
Belarus	1	1	0	0	0	0	0	0	1	1	0
Belgium	23	31	15	20	3	3	0	0	5	7	0
Belize	2	1	0	0	0	0	0	0	2	1	0
Bermuda	1	1	0	0	1	1	0	0	0	0	0
Bolivia	1	1	1	1	0	0	0	0	0	0	0
Bosnia and Herzegovina	1	1	1	1	0	0	0	0	0	0	0
Brazil	12	18	5	4	3	6	1	1	3	6	0
Canada	204	207	70	77	60	58	6	4	68	68	8
Cayman Islands	1	1	1	1	0	0	0	0	0	0	0
Chile	7	12	2	3	2	2	1	1	2	6	0
China	3	4	1	2	0	0	0	0	2	2	0
Colombia	9	8	4	3	2	1	0	0	3	3	0
Costa Rica	17	18	6	3	3	2	0	0	8	13	1
Croatia	1	0	1	0	0	0	0	0	0	0	0
Cuba	1	0	1	0	0	0	0	0	0	0	0
Cyprus	3	4	0	0	2	2	0	0	1	3	0
Czech Republic	4	4	3	3	0	0	0	0	1	1	0
Denmark	13	17	8	10	0	0	0	0	5	7	0
Dominica	1	2	1	2	0	0	0	0	0	0	0
Dominican Republic	1	2	1	2	0	0	0	0	0	0	0
Ecuador	4	4	1	1	2	2	0	0	1	1	0
Egypt	2	3	0	0	1	1	1	3	0	0	0
El Salvador	1	1	1	1	0	0	0	0	0	0	0
Fed. States Of Micronesia	5	3	5	3	0	0	0	0	0	0	0
Finland	5	7	2	3	2	3	0	0	1	1	1
France	126	165	76	107	13	17	1	1	36	40	0
French Polynesia	2	3	1	3	1	1	0	0	0	0	0
Germany	1,287	1,308	1,045	1,068	14	17	2	4	226	220	0
Ghana	1	0	1	0	0	0	0	0	0	0	0
Greece	61	68	18	24	11	11	0	0	32	33	2
Guam	247	170	77	36	112	86	3	1	55	47	1
Guatemala	4	1	3	1	0	0	0	0	1	1	0
Guyana	1	0	1	0	0	0	0	0	0	0	0
Honduras	5	5	4	4	0	0	0	0	1	1	1
Hong Kong	1	3	0	0	0	0	1	3	0	0	0
Hungary	3	5	2	4	1	1	0	0	0	0	0
Iceland	4	5	0	0	0	0	0	0	4	5	0
Indonesia	1	1	0	0	0	0	0	0	1	1	0
Ireland	24	25	6	5	7	8	0	0	11	13	0
Israel	6	6	3	2	0	0	0	0	3	4	0
Italy	132	154	76	86	24	24	1	2	31	42	0
Jamaica	1	1	0	0	0	0	0	0	1	1	0
Japan	441	453	124	132	125	137	53	51	139	132	0
Jordan	1	0	1	0	0	0	0	0	0	0	0
Lebanon	1	3	1	3	0	0	0	0	0	0	0
Luxembourg	5	4	2	2	0	0	0	0	3	2	1
Mali	1	1	0	0	1	1	0	0	0	0	0
Malta	1	0	0	0	1	0	0	0	0	0	0
Marshall Islands	1	1	0	0	1	1	0	0	0	0	0
Mexico	43	45	18	21	11	12	5	4	9	9	0
Monaco	1	2	0	0	1	2	0	0	0	0	0
Montenegro	1	1	1	1	0	0	0	0	0	0	0
Netherlands	21	28	8	9	0	0	1	1	12	18	0

**Military Survivors Receiving Pay Under RSFPP and/or the Survivor Benefit Plan by Country* as of September 30, 2014
(Payment in Thousands)**

Country	---- DOD ----		---- ARMY ----		---- NAVY ----		---- MARINES ----		---- AIR FORCE ----		COAST GUARD
	Number of Survivors	Monthly Payment	Number of Survivors	Monthly Payment	Number of Survivors	Monthly Payment	Number of Survivors	Monthly Payment	Number of Survivors	Monthly Payment	Number of Survivors
Netherlands Antilles	1	1	0	0	0	0	0	0	1	1	0
New Zealand	23	22	3	2	13	12	2	2	5	6	2
Norfolk Island	1	1	0	0	0	0	0	0	1	1	0
Northern Mariana Islands	6	5	5	4	1	1	0	0	0	0	1
Norway	14	16	6	7	3	4	0	0	5	5	0
Panama	37	25	28	19	5	3	1	0	3	3	0
Papua, New Guinea	2	2	0	0	0	0	1	1	1	1	0
Paraguay	2	2	2	2	0	0	0	0	0	0	0
Peru	3	7	0	0	3	7	0	0	0	0	0
Philippines	642	438	149	85	417	289	6	5	70	59	21
Poland	4	4	3	3	1	0	0	0	0	0	0
Portugal	8	12	2	2	3	7	0	0	3	2	0
Puerto Rico	2,024	1,174	1,780	1,005	43	38	12	8	189	123	23
Romania	1	1	0	0	0	0	1	1	0	0	0
Russia	2	2	1	1	0	0	0	0	1	1	0
Samoa	2	2	2	2	0	0	0	0	0	0	0
Saudi Arabia	2	4	0	0	0	0	1	3	1	1	0
Serbia	3	5	3	5	0	0	0	0	0	0	0
Singapore	2	6	2	6	0	0	0	0	0	0	0
South Africa	7	13	3	6	2	2	0	0	2	5	0
South Korea	138	138	84	82	3	2	3	4	48	50	0
Spain	150	146	23	22	40	37	3	6	84	81	1
St. Kitts and Nevis	1	1	0	0	1	1	0	0	0	0	0
Sweden	5	7	2	1	1	0	0	0	2	6	1
Switzerland	17	29	9	17	2	2	0	0	6	11	0
Taiwan	0	0	0	0	0	0	0	0	0	0	1
Thailand	107	106	32	44	8	7	4	4	63	51	2
Trinidad and Tobago			1	0	0	0	0	0	0	0	0
Turkey	16	16	6	6	0	0	2	1	8	10	0
United Kingdom	472	487	67	75	72	83	3	3	330	327	2
Uruguay	1	3	0	0	0	0	0	0	1	3	1
Virgin Islands	34	35	23	19	6	10	1	2	4	4	0
Zambia	1	1	0	0	0	0	0	0	1	1	0
Armed Forces Europe	4	3	2	1	1	1	0	0	1	1	0
Armed Forces Pacific	142	124	11	7	95	77	2	4	34	36	4
TOTAL	6,803	\$5,841	3,930	\$3,147	1,173	\$1,036	129	\$125	1,571	\$1,533	80

*Excludes the United States. Includes U.S. Territories.
 Excludes survivors whose pay has been suspended for more than 3 months.
 Families of deceased members enrolled in both RSFPP and SBP are counted only once. Children of the same deceased member receiving separate benefits are counted individually.
 Coast Guard pay is not available to DoD Office of the Actuary.

**Military Survivors Age 65+ Receiving Pay Under RSFPP and/or the Survivor Benefit Plan by Country* as of September 30, 2014
(Payment in Thousands)**

Country	---- DOD ----		---- ARMY ----		---- NAVY ----		---- MARINES ----		---- AIR FORCE ----		COAST GUARD Number of Survivors
	Number of Survivors	Monthly Payment	Number of Survivors	Monthly Payment	Number of Survivors	Monthly Payment	Number of Survivors	Monthly Payment	Number of Survivors	Monthly Payment	
American Samoa	24	15	11	8	9	6	0	0	4	2	3
Antigua and Barbuda	1	0	0	0	0	0	0	0	1	0	0
Argentina	3	6	2	6	1	0	0	0	0	0	0
Aruba	3	2	0	0	3	2	0	0	0	0	0
Australia	73	99	24	30	25	32	2	3	22	34	1
Austria	34	40	27	28	2	3	0	0	5	9	0
Belarus	1	1	0	0	0	1	0	0	1	1	0
Belgium	19	22	12	15	3	3	0	0	4	4	0
Belize	1	1	0	0	0	0	0	0	1	1	0
Bermuda	1	1	0	0	1	1	0	0	0	0	0
Bolivia	1	1	1	1	0	0	0	0	0	0	0
Brazil	9	15	3	4	2	4	1	1	3	6	0
Canada	170	177	50	58	51	52	6	4	63	63	7
Chile	6	11	1	3	2	2	1	1	2	6	0
China	1	2	1	2	0	0	0	0	0	0	0
Colombia	5	5	1	1	1	1	0	0	3	3	0
Costa Rica	12	15	4	1	1	1	0	0	7	13	1
Cyprus	3	4	0	0	2	2	0	0	1	3	0
Czech Republic	3	3	3	3	0	0	0	0	0	0	0
Denmark	13	17	8	10	0	0	0	0	5	7	0
Dominica	1	2	1	2	0	0	0	0	0	0	0
Ecuador	3	3	1	1	1	1	0	0	1	1	0
El Salvador	1	1	1	1	0	0	0	0	0	0	0
Finland	5	7	2	3	2	3	0	0	1	1	0
France	124	163	75	106	12	15	1	1	36	40	0
French Polynesia	1	3	1	3	0	0	0	0	0	0	0
Germany	1,034	1,096	833	891	12	13	1	3	188	189	0
Greece	57	64	17	23	10	11	0	0	30	30	2
Guam	176	125	45	21	91	70	2	1	38	33	0
Guatemala	1	0	1	0	0	0	0	0	0	0	0
Honduras	3	3	3	3	0	0	0	0	0	0	1
Hong Kong	1	3	0	0	0	0	1	3	0	0	0
Hungary	2	2	1	2	1	1	0	0	0	0	0
Iceland	1	3	0	0	0	0	0	0	1	3	0
Indonesia	1	1	0	0	0	0	0	0	1	1	0
Ireland	21	21	6	5	5	5	0	0	10	12	0
Israel	6	6	3	2	0	0	0	0	3	4	0
Italy	110	134	65	78	18	18	1	2	26	35	0
Japan	365	380	113	123	102	108	39	39	111	110	0
Jordan	1	0	1	0	0	0	0	0	0	0	0
Lebanon	1	3	1	3	0	0	0	0	0	0	0
Luxembourg	5	4	2	2	0	0	0	0	3	2	1
Malta	1	0	0	0	1	0	0	0	0	0	0
Mexico	36	40	15	17	10	11	3	3	8	8	0
Monaco	1	2	0	0	1	2	0	0	0	0	0
Netherlands	17	23	7	8	0	0	1	1	9	14	0
Netherlands Antilles	1	1	0	0	0	0	0	0	1	1	0
New Zealand	21	21	2	2	13	12	2	2	4	5	2
Norfolk Island	1	1	0	0	0	0	0	0	1	1	0
Northern Mariana Islands	3	5	2	3	1	1	0	0	0	0	1
Norway	14	16	6	7	3	4	0	0	5	5	0
Panama	25	18	20	15	5	3	0	0	0	0	0
Papua, New Guinea	1	1	0	0	0	0	1	1	0	0	0
Paraguay	2	2	2	2	0	0	0	0	0	0	0
Peru	2	5	0	0	2	5	0	0	0	0	0
Philippines	474	308	118	61	312	210	1	0	43	37	15
Poland	2	2	1	2	1	0	0	0	0	0	0
Portugal	4	9	1	1	3	7	0	0	0	0	0
Puerto Rico	1,715	1,024	1,509	877	36	33	9	7	161	106	16
Romania	1	1	0	0	0	0	1	1	0	0	0

**Military Survivors Age 65+ Receiving Pay Under RSFPP and/or the Survivor Benefit Plan by Country* as of September 30, 2014
(Payment in Thousands)**

Country	---- DOD ----		---- ARMY ----		---- NAVY ----		---- MARINES ----		---- AIR FORCE ----		COAST GUARD
	Number of Survivors	Monthly Payment	Number of Survivors	Monthly Payment	Number of Survivors	Monthly Payment	Number of Survivors	Monthly Payment	Number of Survivors	Monthly Payment	Number of Survivors
Russia	1	1	0	0	0	0	0	0	1	1	0
Samoa	1	1	1	1	0	0	0	0	0	0	0
Saudi Arabia	2	4	0	0	0	0	1	3	1	1	0
Serbia	1	3	1	3	0	0	0	0	0	0	0
Singapore	2	6	2	6	0	0	0	0	0	0	0
South Africa	6	11	2	4	2	2	0	0	2	5	0
South Korea	77	74	47	45	3	2	2	3	25	24	0
Spain	127	132	17	19	32	31	2	6	76	76	1
Sweden	5	7	2	1	1	0	0	0	2	6	0
Switzerland	17	29	9	17	2	2	0	0	6	11	0
Thailand	71	69	23	30	4	3	1	3	43	34	1
Trinidad and Tobago	1	0	1	0	0	0	0	0	0	0	0
Turkey			4	4	0	0	1	0	4	7	0
United Kingdom	387	420	54	62	58	68	2	2	273	287	2
Uruguay	1	3	0	0	0	0	0	0	1	3	0
Virgin Islands	21	23	14	12	3	6	1	2	3	3	0
Armed Forces Europe	3	2	2	1	1	1	0	0	0	0	0
Armed Forces Pacific	63	55	2	1	47	38	0	0	14	17	1
TOTAL	5,419	\$4,787	3,184	\$2,637	898	\$795	83	\$91	1,254	\$1,264	55

*Excludes the United States. Includes U.S. Territories.
 Excludes survivors whose pay has been suspended for more than 3 months.
 Families of deceased members enrolled in both RSFPP and SBP are counted only once. Children of the same deceased member receiving separate benefits are counted individually.
 Coast Guard pay is not available to DoD Office of the Actuary.

**Military Survivors Receiving Payments Under RSFPP and/or Survivor Benefit Plan by Zip Code as of September 30, 2014
(Payment in Thousands)**

ZIP Code	---- DOD ----		---- ARMY ----		---- NAVY ----		---- MARINES ----		---- AIR FORCE ----		COAST GUARD
	Number of Survivors	Monthly Payment	Number of Survivors	Monthly Payment	Number of Survivors	Monthly Payment	Number of Survivors	Monthly Payment	Number of Survivors	Monthly Payment	Number of Survivors
006	451	229	380	183	2	2	2	1	67	43	2
007	601	311	565	285	20	15	4	2	12	7	6
008	34	35	23	19	6	10	1	2	4	4	0
009	969	634	832	536	21	21	6	4	110	73	15
010	458	391	115	108	61	51	15	14	267	217	6
011	86	78	20	18	14	14	0	0	52	47	2
012	90	70	40	29	21	17	7	7	22	15	4
013	68	66	25	27	12	12	3	3	28	24	2
014	266	233	193	164	24	21	4	5	45	43	1
015	250	209	115	94	59	43	8	8	68	64	8
016	78	52	41	29	19	12	1	1	17	9	1
017	269	274	111	107	60	61	11	6	87	100	12
018	413	349	169	129	116	93	18	12	110	116	11
019	361	340	171	140	99	102	16	17	75	80	21
020	301	292	143	136	87	79	24	22	47	55	14
021	437	349	205	151	138	113	22	17	72	68	13
022	1	1	1	1	0	0	0	0	0	0	0
023	362	286	158	109	123	98	16	11	65	67	17
024	201	219	88	88	61	60	8	8	44	63	3
025	215	214	69	62	27	32	6	8	113	113	15
026	271	314	98	121	72	76	11	13	90	104	22
027	408	312	188	138	129	99	15	15	76	60	22
028	961	1,004	287	241	509	606	25	29	140	128	27
029	222	156	99	65	67	50	4	3	52	38	6
030	360	363	167	151	62	55	7	8	124	149	9
031	186	149	88	67	20	16	5	6	73	59	2
032	213	201	98	82	46	53	5	4	64	63	3
033	92	76	47	35	17	13	3	5	25	22	1
034	96	99	49	55	15	15	3	4	29	25	1
035	64	55	42	31	5	5	1	1	16	17	1
036	13	16	5	3	2	4	2	2	4	7	1
037	86	90	28	22	30	35	7	8	21	25	2
038	584	626	153	147	155	153	23	36	253	290	20
039	97	101	10	11	29	25	6	6	52	59	5
040	521	497	174	156	184	184	20	20	143	137	30
041	148	130	54	46	44	39	3	4	47	41	14
042	179	140	90	56	46	39	6	5	37	39	3
043	151	116	81	65	30	19	8	5	32	26	6
044	298	249	86	70	46	47	7	9	159	123	8
045	100	100	28	21	41	44	6	7	25	28	8
046	133	134	40	39	46	49	3	5	44	42	16
047	117	88	53	36	14	12	1	0	49	39	0
048	71	84	19	17	28	35	3	3	21	30	10
049	194	181	75	59	64	66	8	11	47	45	5
050	67	54	37	27	12	9	2	3	16	15	1
051	36	29	25	17	4	3	0	0	7	9	0
052	28	29	12	12	4	3	0	0	12	14	0
053	19	18	9	11	5	3	0	0	5	3	0
054	305	255	168	114	31	30	5	12	101	98	2
056	103	91	74	58	9	9	1	1	19	22	0
057	97	100	54	43	21	32	1	1	21	24	2
058	71	58	41	25	12	16	1	1	17	16	0

**Military Survivors Receiving Payments Under RSFPP and/or Survivor Benefit Plan by Zip Code as of September 30, 2014
(Payment in Thousands)**

ZIP Code	---- DOD ----		---- ARMY ----		---- NAVY ----		---- MARINES ----		---- AIR FORCE ----		COAST GUARD
	Number of Survivors	Monthly Payment	Number of Survivors	Monthly Payment	Number of Survivors	Monthly Payment	Number of Survivors	Monthly Payment	Number of Survivors	Monthly Payment	
059	4	3	4	3	0	0	0	0	0	0	0
060	456	415	202	172	93	87	17	16	144	140	10
061	113	98	57	44	22	19	4	6	30	30	1
062	102	91	51	42	26	26	3	3	22	21	1
063	503	529	112	101	345	379	7	6	39	43	55
064	393	351	199	177	106	89	17	15	71	70	20
065	94	74	42	31	35	30	1	2	16	12	3
066	52	38	29	19	10	6	2	2	11	12	0
067	119	110	60	54	24	17	6	8	29	31	1
068	160	152	64	58	52	49	8	9	36	37	4
069	28	31	15	18	9	8	1	2	3	4	3
070	362	302	220	184	60	46	13	15	69	58	11
071	33	17	23	10	3	1	0	0	7	6	0
072	24	18	16	12	3	1	1	1	4	4	0
073	27	18	12	10	9	5	1	0	5	3	2
074	149	132	85	71	34	29	6	6	24	26	8
075	18	10	12	6	3	2	0	0	3	2	1
076	125	90	76	52	26	18	4	2	19	17	1
077	452	472	319	352	69	63	5	4	59	53	10
078	140	125	91	77	29	22	3	6	17	19	3
079	104	111	40	35	33	43	4	3	27	29	7
080	1,554	1,396	878	754	265	271	38	44	373	327	22
081	52	48	25	24	10	10	2	2	15	12	0
082	224	185	74	53	72	63	10	12	68	56	33
083	135	98	58	40	48	34	4	3	25	20	2
084	30	24	17	12	8	5	1	1	4	6	3
085	197	180	92	84	34	35	8	5	63	56	3
086	179	137	108	82	22	16	2	2	47	37	1
087	480	413	217	185	149	127	14	10	100	91	18
088	273	221	152	125	69	50	12	11	40	34	6
089	14	11	10	9	1	0	0	0	3	2	0
096	3	2	2	1	0	0	0	0	1	1	0
097	1	1	0	0	1	1	0	0	0	0	0
100	182	183	105	102	34	31	3	3	40	47	2
101	13	16	9	13	2	1	1	1	1	1	0
102	1	2	0	0	1	2	0	0	0	0	0
103	154	101	90	61	49	29	5	4	10	8	10
104	113	70	66	39	28	21	5	2	14	7	1
105	183	165	98	83	45	43	3	3	37	36	7
106	20	28	10	13	0	0	2	6	8	9	1
107	59	50	30	22	14	15	2	1	13	11	2
108	18	15	7	5	3	1	1	1	7	7	1
109	188	163	106	97	35	29	10	8	37	28	4
110	71	65	37	34	20	17	1	1	13	13	0
111	15	10	8	6	3	1	1	0	3	2	0
112	218	148	133	94	48	31	5	3	32	20	7
113	119	93	70	54	25	17	5	5	19	18	6
114	88	53	59	35	15	10	2	1	12	8	3
115	200	150	123	90	35	26	10	6	32	29	9
116	12	6	9	5	2	1	0	0	1	1	1
117	510	401	228	181	148	104	12	9	122	106	25
118	21	17	12	10	6	4	1	1	2	2	1

**Military Survivors Receiving Payments Under RSFPP and/or Survivor Benefit Plan by Zip Code as of September 30, 2014
(Payment in Thousands)**

ZIP Code	---- DOD ----		---- ARMY ----		---- NAVY ----		---- MARINES ----		---- AIR FORCE ----		COAST GUARD
	Number of Survivors	Monthly Payment	Number of Survivors	Monthly Payment	Number of Survivors	Monthly Payment	Number of Survivors	Monthly Payment	Number of Survivors	Monthly Payment	Number of Survivors
119	164	142	62	53	43	35	6	4	53	50	8
120	200	169	93	80	49	42	6	4	52	42	4
121	178	136	108	78	33	24	4	6	33	29	2
122	73	64	32	28	16	13	4	6	21	17	1
123	131	103	54	40	34	34	2	3	41	26	2
124	67	54	34	19	13	9	3	3	17	23	0
125	215	184	109	97	35	22	8	8	63	57	2
126	32	28	16	17	7	4	0	0	9	7	1
127	44	28	19	10	11	9	2	1	12	8	1
128	198	181	81	68	55	55	6	8	56	50	2
129	196	158	66	38	15	19	6	6	109	95	1
130	245	217	99	77	31	28	15	23	100	89	4
131	132	110	52	43	30	23	6	8	44	36	3
132	134	103	55	41	18	16	3	3	58	44	3
133	122	103	55	37	18	22	2	2	47	42	1
134	182	158	52	45	32	24	2	0	96	89	1
135	38	24	19	11	8	6	1	1	10	6	0
136	272	182	208	133	24	13	2	3	38	32	1
137	72	45	40	22	12	10	3	2	17	12	0
138	96	64	47	28	20	18	3	2	26	16	0
139	40	32	19	14	9	6	1	1	11	11	0
140	255	193	120	90	57	38	4	6	74	60	2
141	174	125	88	58	28	21	4	3	54	43	5
142	268	203	136	97	54	38	10	8	68	60	4
143	72	59	33	25	16	11	1	0	22	22	0
144	163	127	69	51	35	27	10	7	49	42	0
145	178	145	90	69	37	34	7	6	44	36	5
146	159	127	90	64	31	25	2	1	36	37	1
147	125	82	54	35	33	24	2	3	36	21	1
148	178	147	95	75	31	30	7	7	45	35	2
149	24	20	13	10	6	3	1	4	4	4	0
150	338	268	149	118	54	43	11	9	124	98	2
151	246	202	104	86	57	49	11	11	74	56	3
152	354	276	169	127	68	51	14	16	103	82	6
153	142	108	75	56	21	18	5	2	41	31	1
154	128	91	73	51	17	12	6	5	32	24	0
155	63	55	37	31	10	7	5	7	11	10	0
156	219	162	116	87	42	33	8	5	53	37	1
157	84	60	54	37	13	9	3	3	14	11	1
158	63	39	44	25	8	7	1	0	10	8	0
159	159	114	98	63	27	16	8	12	26	23	1
160	131	103	66	45	17	16	6	6	42	36	0
161	153	125	73	57	31	30	5	6	44	31	2
162	43	37	20	16	9	11	2	2	12	8	1
163	112	89	59	41	24	23	6	5	23	19	1
164	77	53	33	15	23	17	4	5	17	15	1
165	108	96	56	50	25	15	4	6	23	25	3
166	273	203	146	111	59	38	10	8	58	46	3
167	35	21	15	9	12	7	1	0	7	4	0
168	160	146	82	63	20	25	3	8	55	50	0
169	38	34	19	16	8	5	0	0	11	13	0
170	921	1,014	523	595	150	170	19	24	229	225	5

**Military Survivors Receiving Payments Under RSFPP and/or Survivor Benefit Plan by Zip Code as of September 30, 2014
(Payment in Thousands)**

ZIP Code	---- DOD ----		---- ARMY ----		---- NAVY ----		---- MARINES ----		---- AIR FORCE ----		COAST GUARD
	Number of Survivors	Monthly Payment	Number of Survivors	Monthly Payment	Number of Survivors	Monthly Payment	Number of Survivors	Monthly Payment	Number of Survivors	Monthly Payment	Number of Survivors
171	182	149	100	81	24	21	4	3	54	44	0
172	284	283	162	154	35	35	6	4	81	90	2
173	293	283	145	137	68	69	21	24	59	52	7
174	139	123	56	49	46	40	6	5	31	29	1
175	175	156	70	56	48	53	11	9	46	38	2
176	138	154	61	60	39	51	3	3	35	40	6
177	149	108	86	57	30	19	3	2	30	29	4
178	197	167	111	90	33	27	9	7	44	43	1
179	125	93	80	55	14	13	5	3	26	21	0
180	331	292	154	137	81	66	22	21	74	69	2
181	77	67	41	39	23	15	3	2	10	11	0
182	123	97	71	55	21	15	3	2	28	24	2
183	95	75	56	39	20	21	2	1	17	14	0
184	188	147	93	71	51	37	4	4	40	36	1
185	99	67	60	42	22	12	1	0	16	13	1
186	204	145	105	62	38	25	15	14	46	44	2
187	147	104	88	58	32	21	1	0	26	24	3
188	43	30	26	16	8	7	0	0	9	7	1
189	266	257	89	92	104	97	10	11	63	58	2
190	710	647	294	279	222	195	42	38	152	134	5
191	507	347	259	168	131	91	20	16	97	72	4
193	283	324	102	112	85	104	21	23	75	86	6
194	340	342	143	145	101	90	20	21	76	86	3
195	117	90	56	37	26	25	6	4	29	25	1
196	121	101	61	46	25	27	5	3	30	25	1
197	269	217	127	92	54	43	2	3	86	79	2
198	169	144	92	77	27	21	2	3	48	44	1
199	769	707	253	245	84	78	12	14	420	371	16
200	406	579	221	292	84	149	10	18	91	120	1
201	1,190	2,224	502	900	289	572	73	139	326	613	20
206	659	736	147	147	267	307	27	24	218	257	13
207	1,207	1,230	515	532	191	209	39	49	462	440	14
208	680	1,092	260	419	246	375	32	62	142	235	14
209	407	601	207	309	99	136	11	14	90	142	9
210	1,150	1,291	719	778	195	241	39	44	197	227	20
211	596	648	352	359	123	153	14	21	107	115	17
212	755	701	429	392	141	132	28	28	157	149	9
214	305	578	74	114	159	346	20	26	52	93	10
215	117	70	63	30	26	17	5	4	23	20	1
216	229	313	99	117	64	106	13	22	53	68	7
217	531	618	268	283	139	172	21	27	103	136	9
218	192	190	93	83	43	39	10	10	46	59	10
219	119	102	59	47	42	34	1	1	17	21	2
220	1,324	2,783	588	1,248	329	701	94	213	313	622	13
221	1,419	2,558	668	1,138	313	638	115	163	323	620	22
222	377	735	162	279	111	240	24	44	80	173	8
223	914	1,797	453	800	191	437	60	116	210	443	7
224	486	645	203	270	102	144	75	86	106	146	7
225	410	551	169	205	79	131	79	100	83	115	8
226	278	350	120	154	62	90	13	17	83	89	5
227	124	163	55	65	27	43	15	18	27	36	0
228	147	202	51	54	40	65	10	14	46	69	3

**Military Survivors Receiving Payments Under RSFPP and/or Survivor Benefit Plan by Zip Code as of September 30, 2014
(Payment in Thousands)**

ZIP Code	---- DOD ----		---- ARMY ----		---- NAVY ----		---- MARINES ----		---- AIR FORCE ----		COAST GUARD
	Number of Survivors	Monthly Payment	Number of Survivors	Monthly Payment	Number of Survivors	Monthly Payment	Number of Survivors	Monthly Payment	Number of Survivors	Monthly Payment	Number of Survivors
229	382	549	164	234	113	160	27	34	78	120	2
230	351	381	166	181	97	101	11	16	77	83	7
231	930	1,346	444	625	242	362	39	50	205	310	21
232	688	718	369	362	157	183	31	45	131	129	10
233	866	824	152	143	584	530	47	66	83	85	60
234	2,586	3,128	393	395	1,918	2,386	98	109	177	238	74
235	849	862	82	71	694	707	34	43	39	42	13
236	1,669	1,677	799	789	223	218	23	29	624	641	27
237	283	244	65	50	187	160	10	13	21	22	16
238	908	848	691	645	92	81	17	13	108	109	6
239	165	152	83	76	52	50	9	9	21	17	3
240	426	414	197	173	106	104	18	23	105	115	3
241	267	251	118	106	67	59	12	9	70	77	4
242	185	152	92	73	46	36	2	5	45	38	0
243	183	149	94	71	33	27	11	12	45	40	0
244	226	243	122	122	44	44	12	22	48	56	2
245	449	421	216	169	126	127	24	33	83	93	3
246	48	34	24	16	8	7	2	2	14	10	1
247	84	72	45	34	17	12	0	0	22	26	1
248	9	5	3	2	2	1	1	1	3	1	1
249	68	64	39	36	8	8	6	8	15	12	1
250	56	34	24	14	7	5	0	0	25	15	1
251	84	58	33	20	22	17	1	2	28	19	2
252	45	29	16	12	13	8	3	3	13	6	0
253	109	91	50	39	18	13	2	1	39	37	3
254	216	220	88	93	38	45	11	18	79	63	2
255	102	73	52	34	27	19	5	6	18	14	2
256	22	10	16	8	3	0	1	0	2	1	0
257	73	52	34	22	23	12	2	2	14	16	1
258	91	61	55	31	14	12	2	1	20	17	1
259	81	66	47	33	12	14	3	2	19	17	2
260	87	71	36	28	21	18	8	5	22	21	0
261	144	111	72	54	30	19	6	4	36	33	1
262	94	65	53	34	11	9	2	1	28	21	2
263	99	77	55	42	21	16	2	2	21	17	1
264	62	39	31	15	15	10	1	0	15	14	0
265	153	120	70	52	32	26	5	3	46	39	0
266	30	19	15	10	9	6	1	0	5	2	0
267	73	50	28	19	27	21	3	2	15	8	0
268	23	17	9	6	6	5	1	0	7	7	1
270	231	204	116	96	49	48	9	11	57	49	2
271	220	209	101	91	45	45	10	12	64	61	0
272	487	439	252	206	99	97	30	33	106	103	5
273	396	361	198	167	78	81	25	28	95	86	2
274	231	250	108	104	47	42	13	15	63	88	6
275	1,275	1,247	519	452	214	241	64	74	478	481	10
276	440	509	233	269	79	86	27	31	101	123	4
277	204	220	113	121	31	31	9	16	51	53	1
278	599	505	291	215	111	103	38	38	159	149	22
279	386	362	121	96	187	189	28	31	50	47	101
280	568	459	245	169	106	91	21	20	196	179	9
281	513	485	222	183	99	95	31	37	161	170	8

**Military Survivors Receiving Payments Under RSFPP and/or Survivor Benefit Plan by Zip Code as of September 30, 2014
(Payment in Thousands)**

ZIP Code	---- DOD ----		---- ARMY ----		---- NAVY ----		---- MARINES ----		---- AIR FORCE ----		COAST GUARD
	Number of Survivors	Monthly Payment	Number of Survivors	Monthly Payment	Number of Survivors	Monthly Payment	Number of Survivors	Monthly Payment	Number of Survivors	Monthly Payment	Number of Survivors
282	544	612	231	249	113	111	28	46	172	205	3
283	2,782	2,244	2,139	1,636	155	178	38	37	450	394	10
284	789	788	338	330	141	148	116	106	194	204	39
285	1,360	1,204	291	221	202	189	690	640	177	155	66
286	550	469	248	176	113	113	38	44	151	137	1
287	852	899	362	355	212	223	42	48	236	274	11
288	169	196	61	61	39	50	13	18	56	66	1
289	67	68	27	19	15	11	1	0	24	38	1
290	955	785	530	398	123	112	29	26	273	249	4
291	939	804	391	288	72	60	20	22	456	434	5
292	1,126	1,107	842	804	66	78	24	29	194	195	4
293	591	450	312	216	110	83	19	16	150	134	3
294	1,979	1,978	462	472	839	815	71	82	607	609	31
295	1,095	996	507	416	164	151	39	40	385	388	13
296	1,366	1,219	612	473	237	199	50	48	467	499	15
297	453	367	230	162	95	74	12	10	116	122	2
298	401	350	229	168	74	74	14	14	84	94	5
299	471	600	172	226	102	128	106	120	91	125	6
300	1,883	2,156	866	981	351	375	72	81	594	719	21
301	1,205	1,149	499	466	243	232	46	49	417	402	13
302	1,185	1,150	673	670	198	179	40	42	274	260	12
303	633	774	341	403	105	119	18	19	169	233	1
304	284	227	166	118	43	45	8	7	67	57	6
305	699	697	343	345	127	119	28	27	201	206	2
306	426	422	231	211	77	76	26	29	92	106	3
307	311	249	163	127	50	35	16	11	82	77	2
308	545	452	442	354	41	40	8	5	54	53	4
309	841	706	711	578	39	49	13	14	78	64	4
310	1,109	992	387	307	101	89	17	14	604	582	6
311	4	3	4	3	0	0	0	0	0	0	0
312	256	249	107	88	40	41	8	6	101	114	0
313	521	393	364	268	36	35	16	12	105	78	9
314	549	539	244	212	75	86	17	17	213	224	12
315	526	472	189	166	198	182	20	20	119	104	9
316	345	281	92	65	47	42	9	7	197	166	2
317	568	473	212	145	110	85	60	55	186	189	2
318	247	215	190	166	22	24	5	4	30	21	0
319	1,217	1,023	1,111	920	44	34	11	9	51	60	1
320	1,736	1,859	441	434	901	1,016	62	64	332	346	31
321	1,354	1,513	507	521	389	445	78	98	380	448	39
322	2,155	2,218	479	497	1,252	1,259	99	111	325	350	32
323	590	695	223	232	126	146	25	35	216	282	9
324	1,291	1,226	339	308	182	164	29	35	741	718	18
325	4,081	4,628	632	693	1,366	1,565	125	161	1,958	2,209	21
326	529	560	182	175	168	173	14	16	165	197	7
327	2,029	2,408	603	656	619	710	84	108	723	934	35
328	1,161	1,187	355	332	266	264	45	35	495	557	13
329	2,377	3,114	709	911	486	574	77	93	1,105	1,536	46
330	679	727	279	292	152	170	26	32	222	233	24
331	555	561	213	203	114	110	24	25	204	223	17
332	5	4	3	2	2	2	0	0	0	0	0
333	321	356	132	138	80	86	13	17	96	115	18

**Military Survivors Receiving Payments Under RSFP and/or Survivor Benefit Plan by Zip Code as of September 30, 2014
(Payment in Thousands)**

ZIP Code	---- DOD ----		---- ARMY ----		---- NAVY ----		---- MARINES ----		---- AIR FORCE ----		COAST GUARD
	Number of Survivors	Monthly Payment	Number of Survivors	Monthly Payment	Number of Survivors	Monthly Payment	Number of Survivors	Monthly Payment	Number of Survivors	Monthly Payment	Number of Survivors
334	1,090	1,285	431	457	277	300	46	55	336	473	24
335	1,305	1,352	473	474	231	238	55	72	546	569	17
336	1,061	1,150	341	345	128	126	40	52	552	626	14
337	1,466	1,772	564	679	331	368	55	58	516	667	55
338	1,029	951	395	344	230	206	40	31	364	370	27
339	977	1,144	398	423	243	285	38	31	298	404	28
341	372	512	161	239	85	95	12	13	114	165	12
342	1,292	1,553	512	606	313	356	65	75	402	516	29
344	945	951	309	315	253	237	47	49	336	348	42
346	1,200	1,265	488	472	269	272	43	48	400	473	51
347	734	715	282	245	155	153	34	31	263	286	10
349	521	575	188	198	135	145	36	39	162	194	22
350	569	425	315	212	73	52	18	24	163	138	5
351	437	350	214	159	65	54	11	11	147	126	6
352	550	586	279	274	92	103	18	31	161	178	3
354	310	247	185	137	51	30	8	10	66	70	0
355	289	169	194	102	31	22	5	3	59	42	2
356	510	412	299	228	70	59	7	6	134	118	2
357	451	438	296	272	56	49	11	16	88	102	3
358	710	815	519	576	72	73	10	14	109	152	3
359	430	328	228	153	87	80	13	13	102	82	6
360	845	738	360	269	67	56	9	11	409	402	2
361	716	784	213	199	49	45	14	17	440	524	2
362	554	427	428	328	54	43	1	1	71	55	1
363	1,110	938	828	676	80	62	8	6	194	193	4
364	225	158	119	74	35	25	5	4	66	54	2
365	738	715	275	228	185	196	26	26	252	265	27
366	417	388	188	157	76	69	18	18	135	144	48
367	177	129	92	62	19	11	6	3	60	53	1
368	518	441	381	307	49	43	5	4	83	88	1
369	24	11	14	5	1	0	0	0	9	6	1
370	1,614	1,319	1,091	811	170	160	22	21	331	328	14
371	738	625	330	265	97	86	27	26	284	248	9
372	379	369	177	177	57	51	15	14	130	126	1
373	686	654	325	281	124	109	16	13	221	252	11
374	223	184	120	96	45	36	4	7	54	45	2
376	546	439	304	215	101	97	12	11	129	116	2
377	427	350	177	123	95	86	11	14	144	128	5
378	652	533	268	208	130	112	27	24	227	189	9
379	439	436	196	173	72	75	8	12	163	176	4
380	584	556	163	135	239	242	52	48	130	132	7
381	678	669	210	194	223	211	48	54	197	211	8
382	190	147	120	81	37	32	1	1	32	33	2
383	425	298	241	143	84	69	13	12	87	74	3
384	187	143	112	79	30	24	4	4	41	37	1
385	309	245	129	95	77	64	7	6	96	79	7
386	380	329	164	132	93	81	16	18	107	99	5
387	77	61	47	35	4	2	4	2	22	22	0
388	320	257	195	138	42	31	3	7	80	81	1
389	119	90	79	51	14	17	5	3	21	18	1
390	372	315	214	169	49	42	9	11	100	93	1
391	375	317	226	178	46	39	8	11	95	88	2

**Military Survivors Receiving Payments Under RSFPP and/or Survivor Benefit Plan by Zip Code as of September 30, 2014
(Payment in Thousands)**

ZIP Code	---- DOD ----		---- ARMY ----		---- NAVY ----		---- MARINES ----		---- AIR FORCE ----		COAST GUARD
	Number of Survivors	Monthly Payment	Number of Survivors	Monthly Payment	Number of Survivors	Monthly Payment	Number of Survivors	Monthly Payment	Number of Survivors	Monthly Payment	Number of Survivors
392	215	180	119	94	23	16	8	6	65	64	1
393	415	310	184	128	73	74	9	5	149	103	1
394	618	487	352	247	93	79	23	27	150	133	9
395	1,327	1,216	305	263	296	247	24	27	702	680	19
396	177	130	93	54	34	30	4	2	46	43	2
397	272	240	120	97	14	12	3	4	135	128	1
398	146	121	62	45	27	22	9	10	48	44	1
400	179	146	118	92	23	16	2	6	36	31	0
401	427	330	375	289	15	7	2	1	35	32	2
402	838	764	546	482	92	93	28	26	172	162	11
403	256	211	162	130	36	28	10	7	48	46	0
404	153	140	101	88	21	23	4	7	27	22	0
405	282	281	151	133	42	35	6	6	83	108	1
406	94	79	59	51	11	8	5	5	19	15	0
407	91	67	53	36	13	8	5	4	20	20	1
408	21	15	14	7	2	3	0	0	5	5	0
409	40	24	28	14	7	6	0	0	5	4	3
410	277	233	129	101	51	51	11	9	86	74	1
411	129	77	64	32	26	19	6	3	33	23	1
412	31	21	18	12	4	2	2	2	7	5	0
413	20	15	14	10	4	4	0	0	2	1	1
414	4	2	2	1	1	1	0	0	1	0	0
415	34	22	17	9	6	6	2	1	9	7	0
416	10	6	5	2	2	2	0	0	3	2	0
417	30	17	16	8	7	4	0	0	7	6	0
418	14	7	7	3	2	2	3	1	2	1	0
420	227	185	123	89	42	33	6	7	56	56	3
421	179	183	107	102	23	23	4	3	45	55	1
422	268	201	198	143	25	23	3	3	42	32	0
423	167	135	109	86	15	10	4	2	39	36	2
424	115	105	72	62	21	25	2	1	20	18	0
425	82	66	42	33	18	16	3	3	19	14	1
426	32	26	18	14	5	4	1	0	8	8	0
427	345	294	266	229	32	27	7	7	40	30	2
430	638	596	277	246	103	87	11	12	247	251	3
431	387	317	128	101	57	44	17	15	185	156	2
432	616	549	251	217	79	72	10	11	276	250	2
433	101	76	42	27	23	17	7	6	29	26	0
434	73	50	36	21	16	12	5	3	16	14	2
435	142	121	59	42	23	19	7	6	53	53	1
436	142	104	56	41	30	17	13	10	43	36	3
437	119	89	60	37	22	22	1	1	36	28	1
438	50	31	29	21	9	4	4	2	8	4	0
439	95	63	42	24	27	16	5	7	21	17	1
440	343	303	147	125	83	78	21	13	92	87	9
441	371	311	177	140	95	79	17	13	82	79	13
442	244	207	101	79	71	68	13	10	59	50	6
443	121	98	66	53	25	20	4	4	26	20	2
444	207	153	65	47	49	29	11	9	82	68	2
445	110	80	43	34	28	19	6	4	33	24	0
446	214	176	111	82	43	41	11	9	49	43	2
447	100	84	49	43	19	15	2	0	30	26	0

**Military Survivors Receiving Payments Under RSFPP and/or Survivor Benefit Plan by Zip Code as of September 30, 2014
(Payment in Thousands)**

ZIP Code	---- DOD ----		---- ARMY ----		---- NAVY ----		---- MARINES ----		---- AIR FORCE ----		COAST GUARD
	Number of Survivors	Monthly Payment	Number of Survivors	Monthly Payment	Number of Survivors	Monthly Payment	Number of Survivors	Monthly Payment	Number of Survivors	Monthly Payment	Number of Survivors
448	183	135	71	52	34	26	7	4	71	53	2
449	74	51	20	13	13	10	3	2	38	27	0
450	307	284	137	129	55	44	12	12	103	100	6
451	234	193	93	74	34	29	12	8	95	82	1
452	367	330	161	127	78	75	10	8	118	120	10
453	591	598	128	109	63	45	13	8	387	436	3
454	788	907	131	122	77	71	8	13	572	702	5
455	126	100	30	18	14	10	7	7	75	64	0
456	237	183	89	71	65	46	8	6	75	60	3
457	113	84	57	41	30	19	5	10	21	14	2
458	191	162	97	70	43	35	12	8	39	48	2
460	333	331	180	174	63	62	10	11	80	85	0
461	373	311	213	179	64	49	10	6	86	78	0
462	598	543	357	330	95	83	26	29	120	101	1
463	214	163	97	70	65	46	8	6	44	40	5
464	32	19	19	10	6	4	0	0	7	5	0
465	195	165	89	74	45	36	4	2	57	53	0
466	59	54	25	23	15	13	5	6	14	12	0
467	156	116	57	39	37	25	6	6	56	47	1
468	206	169	74	56	45	44	4	4	83	64	1
469	293	210	108	69	26	20	5	2	154	119	0
470	47	38	19	12	13	9	2	2	13	15	1
471	239	191	134	101	39	32	7	7	59	52	1
472	170	135	94	73	26	22	6	3	44	37	0
473	209	173	122	80	28	26	7	5	52	63	1
474	205	164	111	89	50	39	7	8	37	28	1
475	146	117	75	57	26	23	4	5	41	31	0
476	88	64	38	27	25	17	5	5	20	15	0
477	132	115	59	54	34	25	7	5	32	31	3
478	181	135	68	44	29	22	5	8	79	61	3
479	186	154	101	69	40	34	4	5	41	45	2
480	494	357	231	168	89	64	14	9	160	117	15
481	526	429	208	168	155	115	16	18	147	128	9
482	191	137	101	68	34	32	3	2	53	34	2
483	339	277	168	138	66	48	18	14	87	77	3
484	168	124	76	54	41	29	3	3	48	37	3
485	52	29	34	17	9	4	1	1	8	7	0
486	214	164	95	65	51	38	8	6	60	55	7
487	166	143	48	35	23	15	2	2	93	91	2
488	313	266	188	138	48	43	13	16	64	68	2
489	74	61	48	35	15	13	0	0	11	12	1
490	381	303	151	110	96	79	12	11	122	102	6
491	51	43	19	18	11	9	3	2	18	14	2
492	170	117	82	47	39	31	8	7	41	31	1
493	132	104	70	50	29	22	6	7	27	25	2
494	243	207	116	91	56	46	7	6	64	64	14
495	142	113	68	49	39	29	3	2	32	33	3
496	200	182	98	73	44	40	4	6	54	62	17
497	178	156	75	66	29	24	4	4	70	63	19
498	172	130	73	46	28	22	4	2	67	59	8
499	74	56	33	18	18	15	2	1	21	22	4
500	154	135	95	74	21	15	2	2	36	44	0

**Military Survivors Receiving Payments Under RSFPP and/or Survivor Benefit Plan by Zip Code as of September 30, 2014
(Payment in Thousands)**

ZIP Code	----- DOD -----		----- ARMY -----		----- NAVY -----		----- MARINES -----		----- AIR FORCE -----		COAST GUARD Number of Survivors
	Number of Survivors	Monthly Payment	Number of Survivors	Monthly Payment	Number of Survivors	Monthly Payment	Number of Survivors	Monthly Payment	Number of Survivors	Monthly Payment	
501	130	100	73	49	28	21	1	0	28	30	0
502	137	125	59	47	20	20	3	3	55	55	2
503	203	162	101	86	46	33	2	2	54	40	1
504	67	47	41	28	11	7	2	2	13	9	0
505	100	72	62	30	14	13	3	4	21	26	1
506	95	77	48	27	27	22	3	2	17	27	1
507	29	21	13	9	11	8	2	1	3	3	0
508	30	23	16	10	5	6	1	1	8	6	0
510	54	39	22	13	5	5	2	2	25	19	0
511	84	62	24	16	15	10	2	1	43	35	0
512	11	7	5	2	3	2	1	1	2	2	0
513	34	28	18	11	4	4	2	2	10	10	1
514	33	28	15	12	3	2	2	2	13	12	0
515	140	106	68	49	19	16	2	1	51	40	0
516	21	16	12	6	1	0	0	0	8	10	0
520	78	62	41	25	18	16	5	7	14	15	0
521	28	28	9	8	11	10	1	3	7	8	0
522	79	75	31	29	23	21	1	2	24	24	0
523	89	67	48	36	18	14	2	2	21	15	0
524	72	58	25	22	18	12	2	1	27	24	2
525	106	72	63	35	19	14	6	2	18	21	1
526	87	61	50	30	18	12	2	2	17	18	2
527	100	85	53	47	21	16	4	3	22	19	1
528	62	49	35	27	10	8	2	1	15	13	0
530	316	271	162	134	58	49	9	7	87	81	7
531	365	298	162	127	88	68	7	5	108	98	4
532	314	256	150	118	62	53	11	10	91	76	5
534	53	43	27	22	14	12	2	1	10	9	0
535	322	264	141	117	51	41	11	9	119	97	2
537	207	196	92	84	38	41	7	8	70	63	2
538	28	15	15	8	5	2	1	0	7	4	0
539	162	130	86	65	28	26	6	4	42	35	0
540	72	54	38	25	15	12	2	1	17	16	0
541	116	84	62	42	23	18	4	3	27	22	2
542	71	67	40	35	9	11	1	2	21	20	11
543	86	78	36	34	18	20	6	4	26	20	4
544	243	177	128	83	44	31	6	4	65	59	3
545	79	59	46	28	14	14	4	3	15	14	2
546	226	179	144	105	34	29	3	3	45	41	0
547	155	118	77	55	28	19	6	4	44	40	2
548	165	137	72	52	31	22	1	1	61	62	2
549	293	233	165	123	37	26	14	11	77	73	8
550	375	299	194	143	61	51	12	14	108	92	2
551	410	334	189	156	95	71	11	12	115	95	2
553	435	379	178	135	109	96	17	15	131	134	0
554	533	483	189	164	148	123	25	24	171	171	3
556	9	8	2	2	2	1	0	0	5	5	0
557	140	98	61	34	34	26	1	2	44	37	2
558	126	86	35	22	17	15	0	0	74	49	5
559	177	168	74	62	43	38	4	6	56	62	0
560	114	85	64	41	19	14	2	3	29	26	0
561	45	33	25	15	9	7	0	0	11	10	0

**Military Survivors Receiving Payments Under RSFPP and/or Survivor Benefit Plan by Zip Code as of September 30, 2014
(Payment in Thousands)**

ZIP Code	---- DOD ----		---- ARMY ----		---- NAVY ----		---- MARINES ----		---- AIR FORCE ----		COAST GUARD
	Number of Survivors	Monthly Payment	Number of Survivors	Monthly Payment	Number of Survivors	Monthly Payment	Number of Survivors	Monthly Payment	Number of Survivors	Monthly Payment	
562	82	65	51	40	10	10	1	1	20	14	1
563	213	165	125	87	42	36	5	4	41	38	3
564	150	108	82	57	26	21	5	4	37	26	0
565	143	98	69	42	28	23	1	1	45	33	0
566	73	54	33	26	11	6	2	1	27	20	0
567	34	23	17	11	5	4	0	0	12	8	1
570	117	95	56	47	23	12	1	0	37	36	0
571	153	120	50	42	25	19	5	2	73	57	1
572	64	46	42	25	8	6	0	0	14	15	0
573	67	51	49	33	9	11	0	0	9	7	0
574	35	24	21	15	3	1	0	0	11	8	0
575	30	30	17	16	3	3	0	0	10	10	0
576	4	1	3	1	0	0	0	0	1	0	1
577	329	284	122	96	31	25	10	11	166	152	1
580	57	41	28	18	11	11	0	0	18	13	0
581	103	82	36	31	9	7	1	1	57	43	0
582	85	68	33	28	3	5	1	1	48	35	1
583	39	27	28	17	1	0	1	1	9	9	0
584	25	15	18	9	3	4	0	0	4	3	0
585	107	77	73	52	16	10	2	2	16	13	1
586	19	10	13	6	2	3	0	0	4	1	0
587	88	71	23	14	6	6	1	6	58	45	0
588	5	3	2	1	1	0	0	0	2	1	0
590	47	50	24	22	10	9	0	0	13	20	1
591	119	99	54	46	30	21	5	5	30	27	0
592	24	17	13	9	2	2	1	0	8	6	0
593	11	9	6	4	2	3	1	1	2	2	0
594	240	167	39	25	18	11	5	6	178	124	0
595	23	16	13	7	3	2	0	0	7	7	0
596	121	109	71	59	15	13	0	0	35	37	3
597	138	138	51	45	46	45	2	1	39	47	0
598	176	190	63	58	35	34	12	18	66	81	0
599	133	131	51	44	28	30	5	6	49	51	2
600	808	789	287	298	335	317	36	31	150	144	5
601	352	297	143	120	80	72	19	12	110	94	4
602	33	31	14	13	11	14	2	3	6	2	0
603	12	13	4	5	5	5	1	1	2	3	0
604	331	276	177	159	70	51	10	8	74	58	2
605	296	324	124	128	83	82	13	16	76	97	4
606	337	270	219	159	56	42	9	9	53	60	5
607	34	26	14	11	11	8	0	0	9	7	0
608	14	8	6	4	3	2	1	1	4	1	0
609	68	61	30	28	13	8	0	0	25	25	0
610	127	92	67	49	32	22	4	2	24	19	0
611	75	63	33	27	13	9	4	3	25	23	0
612	126	110	66	55	33	26	4	5	23	24	0
613	60	55	25	19	14	10	0	0	21	25	0
614	93	76	43	30	22	17	2	1	26	28	0
615	129	88	43	29	29	21	6	4	51	34	4
616	110	88	43	33	18	14	4	1	45	40	2
617	123	113	55	51	26	19	7	5	35	38	0
618	251	237	93	80	29	24	3	5	126	127	1

**Military Survivors Receiving Payments Under RSFPP and/or Survivor Benefit Plan by Zip Code as of September 30, 2014
(Payment in Thousands)**

ZIP Code	----- DOD -----		----- ARMY -----		----- NAVY -----		----- MARINES -----		----- AIR FORCE -----		COAST GUARD
	Number of Survivors	Monthly Payment	Number of Survivors	Monthly Payment	Number of Survivors	Monthly Payment	Number of Survivors	Monthly Payment	Number of Survivors	Monthly Payment	Number of Survivors
619	90	82	48	41	6	6	1	2	35	34	0
620	247	227	109	104	55	45	10	11	73	67	3
622	638	664	122	102	59	54	14	10	443	498	3
623	66	56	29	28	10	5	3	2	24	20	1
624	119	94	55	46	22	19	5	2	37	27	0
625	98	83	41	30	21	22	3	2	33	29	2
626	103	91	38	35	27	22	2	3	36	31	1
627	148	130	77	64	20	17	1	1	50	48	0
628	159	123	73	53	31	27	8	6	47	37	2
629	203	172	90	78	40	31	5	4	68	59	3
630	548	518	229	216	110	100	19	18	190	184	14
631	497	435	225	182	95	81	18	14	159	158	10
633	339	341	127	115	74	66	16	12	122	148	6
634	46	35	18	11	16	12	2	1	10	11	0
635	57	42	28	17	11	8	2	2	16	15	0
636	119	89	66	45	17	14	3	3	33	28	1
637	151	122	86	64	30	21	0	0	35	38	2
638	123	78	72	42	20	13	0	0	31	23	0
639	103	59	62	30	18	14	0	0	23	15	0
640	707	645	273	251	114	82	21	20	299	292	5
641	424	398	171	158	86	67	19	22	148	151	1
644	94	73	36	23	21	20	5	4	32	25	0
645	133	104	40	36	16	9	2	2	75	57	0
646	46	40	20	14	7	7	2	7	17	12	0
647	149	118	72	53	23	18	4	3	50	45	1
648	221	182	115	82	45	39	14	11	47	50	1
650	175	158	92	72	28	23	4	7	51	57	1
651	122	96	78	52	13	12	5	4	26	28	0
652	229	235	104	101	43	36	12	10	70	88	2
653	178	150	61	49	15	14	5	4	97	81	1
654	210	163	154	107	26	26	3	4	27	26	0
655	373	277	294	218	30	23	6	6	43	31	0
656	272	240	108	86	71	63	5	5	88	85	0
657	350	290	151	114	85	65	11	11	103	99	2
658	372	387	178	186	71	67	13	12	110	122	3
660	568	552	345	338	96	77	11	15	116	122	4
661	75	54	43	27	8	5	4	3	20	19	0
662	383	470	139	181	85	82	22	30	137	177	4
664	231	170	192	138	7	4	0	0	32	28	0
665	265	243	199	182	21	18	1	1	44	41	2
666	286	250	136	106	28	20	1	1	121	122	5
667	111	83	60	40	17	14	5	3	29	27	0
668	70	53	37	21	16	17	1	0	16	15	1
669	26	15	14	7	6	4	1	1	5	2	0
670	257	226	79	70	33	27	7	6	138	124	1
671	127	101	49	43	19	16	0	0	59	43	1
672	450	391	139	113	68	61	10	9	233	208	0
673	83	72	40	30	22	17	0	0	21	24	0
674	210	173	134	101	19	15	2	3	55	55	0
675	120	91	56	42	29	22	3	2	32	25	0
676	39	28	23	16	8	5	0	0	8	8	0
677	22	17	13	9	6	4	1	1	2	2	0

**Military Survivors Receiving Payments Under RSFPP and/or Survivor Benefit Plan by Zip Code as of September 30, 2014
(Payment in Thousands)**

ZIP Code	---- DOD ----		---- ARMY ----		---- NAVY ----		---- MARINES ----		---- AIR FORCE ----		COAST GUARD
	Number of Survivors	Monthly Payment	Number of Survivors	Monthly Payment	Number of Survivors	Monthly Payment	Number of Survivors	Monthly Payment	Number of Survivors	Monthly Payment	Number of Survivors
678	31	24	22	13	1	0	0	0	8	11	0
679	9	8	3	1	2	2	0	0	4	5	0
680	418	411	69	52	39	42	3	2	307	315	1
681	638	586	165	148	92	86	18	14	363	337	3
683	76	45	39	19	13	11	1	0	23	16	1
684	72	56	34	28	11	8	2	1	25	20	0
685	306	274	118	99	55	48	5	5	128	123	0
686	37	30	12	8	12	8	0	0	13	13	2
687	52	44	22	19	16	11	0	0	14	14	1
688	93	72	41	27	16	12	4	2	32	31	2
689	49	38	22	13	12	9	1	0	14	15	0
690	18	19	6	5	4	5	0	0	8	10	0
691	69	50	35	21	9	7	5	4	20	19	0
692	5	6	3	4	0	0	1	2	1	1	0
693	53	46	27	23	13	11	0	0	13	13	1
700	462	375	162	137	131	102	23	18	146	118	17
701	259	246	92	75	85	81	25	33	57	57	12
703	125	103	57	40	26	23	11	10	31	30	3
704	421	379	174	140	111	113	28	30	108	97	16
705	398	329	199	152	76	58	16	10	107	109	6
706	295	254	164	137	28	27	6	5	97	85	2
707	230	196	109	87	48	34	15	14	58	60	4
708	289	303	143	150	52	45	15	14	79	94	1
710	317	275	85	67	26	21	7	6	199	182	1
711	817	876	160	138	47	40	18	19	592	678	5
712	315	268	145	108	50	45	9	7	111	108	0
713	398	305	167	119	36	32	4	3	191	150	4
714	418	310	290	208	29	22	6	6	93	74	1
716	178	137	101	69	21	16	2	3	54	48	2
717	147	116	85	54	23	23	5	6	34	33	0
718	153	123	85	62	25	24	2	3	41	35	1
719	419	422	163	141	80	87	7	11	169	183	2
720	836	666	298	221	95	78	20	19	423	348	5
721	663	563	301	227	80	65	17	15	265	256	2
722	349	354	153	153	57	53	17	18	122	130	0
723	146	108	66	44	25	17	2	1	53	46	0
724	272	211	157	106	48	40	6	5	61	59	0
725	188	160	76	64	47	37	8	3	57	55	2
726	271	257	118	96	54	53	10	12	89	96	5
727	561	581	230	219	114	105	14	17	203	240	5
728	195	147	111	75	33	32	2	2	49	39	2
729	453	354	230	176	59	51	11	11	153	115	0
730	998	984	408	372	136	132	25	23	429	456	9
731	1,167	1,063	350	300	138	112	28	30	651	621	13
734	128	105	57	35	29	25	3	1	39	44	0
735	1,003	745	840	617	31	24	7	3	125	100	4
736	50	34	12	5	8	4	0	0	30	25	1
737	177	154	52	34	17	13	7	7	101	100	1
738	21	12	10	6	2	1	0	0	9	6	0
739	8	8	4	4	1	1	0	0	3	3	0
740	555	469	234	190	111	88	13	16	197	175	1
741	376	388	138	134	79	78	14	14	145	162	6

**Military Survivors Receiving Payments Under RSFPP and/or Survivor Benefit Plan by Zip Code as of September 30, 2014
(Payment in Thousands)**

ZIP Code	---- DOD ----		---- ARMY ----		---- NAVY ----		---- MARINES ----		---- AIR FORCE ----		COAST GUARD
	Number of Survivors	Monthly Payment	Number of Survivors	Monthly Payment	Number of Survivors	Monthly Payment	Number of Survivors	Monthly Payment	Number of Survivors	Monthly Payment	Number of Survivors
743	128	98	55	43	23	18	6	7	44	31	0
744	260	178	131	76	40	29	8	8	81	65	1
745	141	110	75	58	26	23	5	3	35	25	0
746	73	57	36	30	17	12	3	1	17	14	0
747	93	78	49	36	10	11	2	0	32	31	1
748	300	248	140	103	51	43	9	8	100	94	0
749	122	79	56	29	23	15	3	4	40	32	0
750	1,788	1,974	632	631	299	296	75	85	782	962	15
751	589	497	283	225	107	85	15	10	184	177	4
752	586	731	224	267	126	132	26	45	210	287	2
753	9	16	5	9	0	0	0	0	4	6	0
754	384	330	158	133	72	56	10	10	144	131	2
755	231	195	113	85	28	21	7	7	83	82	1
756	380	351	145	113	64	60	18	25	153	153	4
757	446	477	149	129	88	83	16	13	193	253	5
758	119	95	50	31	22	19	5	3	42	43	2
759	210	174	87	68	48	41	10	10	65	54	4
760	1,594	1,685	562	540	246	239	56	64	730	843	15
761	1,297	1,348	341	330	135	120	32	37	789	861	9
762	473	472	177	162	83	85	17	16	196	209	3
763	489	442	101	82	39	34	9	11	340	314	0
764	147	124	64	44	30	28	4	4	49	48	0
765	1,904	1,413	1,649	1,163	63	55	18	18	174	176	3
766	229	196	98	73	38	34	8	4	85	86	1
767	244	225	119	101	27	17	8	13	90	94	2
768	109	100	51	41	26	20	2	2	30	37	2
769	251	242	70	66	35	29	3	3	143	144	0
770	1,039	1,095	407	413	230	229	39	42	363	411	25
772	31	25	15	15	3	3	0	0	13	8	0
773	881	975	342	358	175	189	40	47	324	381	12
774	522	611	186	230	111	103	27	27	198	251	11
775	752	746	267	251	163	148	30	34	292	313	38
776	214	160	93	62	40	28	10	7	71	63	9
777	89	72	40	34	25	20	5	2	19	16	2
778	283	336	128	147	37	30	13	11	105	147	3
779	144	118	48	31	26	24	7	6	63	57	1
780	731	811	247	260	95	85	16	24	373	441	5
781	1,386	1,435	453	410	120	119	23	17	790	889	10
782	5,044	6,295	1,896	2,250	285	288	75	84	2,788	3,674	16
783	228	215	67	57	94	83	8	7	59	68	2
784	482	492	131	130	228	234	15	19	108	109	19
785	430	393	199	147	55	41	25	33	151	172	6
786	1,307	1,498	502	489	155	178	45	60	605	770	9
787	1,287	1,739	403	484	134	168	35	40	715	1,048	5
788	125	135	26	29	15	17	6	7	78	81	0
789	69	71	33	29	11	8	1	1	24	33	0
790	96	74	41	29	23	14	2	2	30	28	0
791	238	208	83	70	40	31	5	4	110	103	0
792	15	9	7	3	5	2	0	0	3	3	0
793	65	41	28	14	6	3	3	1	28	23	0
794	246	242	77	66	27	24	9	11	133	141	1
795	98	81	30	27	14	8	2	1	52	45	0

**Military Survivors Receiving Payments Under RSFPP and/or Survivor Benefit Plan by Zip Code as of September 30, 2014
(Payment in Thousands)**

ZIP Code	---- DOD ----		---- ARMY ----		---- NAVY ----		---- MARINES ----		---- AIR FORCE ----		COAST GUARD
	Number of Survivors	Monthly Payment	Number of Survivors	Monthly Payment	Number of Survivors	Monthly Payment	Number of Survivors	Monthly Payment	Number of Survivors	Monthly Payment	Number of Survivors
796	357	324	74	66	23	16	7	7	253	235	0
797	193	185	74	68	30	29	8	6	81	82	2
798	25	18	16	14	6	3	1	1	2	0	0
799	1,660	1,441	1,381	1,189	74	54	25	21	180	177	1
800	1,108	1,177	395	399	114	109	23	21	576	648	6
801	722	961	237	295	97	101	23	22	365	544	2
802	845	936	319	323	109	115	24	30	393	468	3
803	76	106	21	30	23	35	4	5	28	36	1
804	152	198	54	74	25	27	3	3	70	95	2
805	472	549	159	175	89	98	13	14	211	261	6
806	132	131	49	38	17	20	6	5	60	69	2
807	33	33	15	15	6	6	2	1	10	12	0
808	274	261	181	154	17	19	6	7	70	82	1
809	2,482	2,927	1,272	1,208	115	139	28	36	1,067	1,544	4
810	263	220	126	99	54	38	10	11	73	71	2
811	57	65	17	16	15	15	5	4	20	29	0
812	124	118	59	50	12	14	3	2	50	51	2
813	46	62	18	20	8	10	3	4	17	27	2
814	76	84	30	38	16	13	5	3	25	30	0
815	152	159	50	45	34	34	8	7	60	73	0
816	50	52	14	13	14	13	5	7	17	19	0
820	294	244	75	64	26	25	3	2	190	154	2
822	27	21	18	11	2	2	0	0	7	7	0
823	4	3	1	1	1	1	0	0	2	2	0
824	40	40	16	13	6	4	2	4	16	19	0
825	15	19	3	3	9	11	0	0	3	6	2
826	67	69	31	30	10	8	4	3	22	27	0
827	19	14	6	5	3	3	2	1	8	6	0
828	39	40	24	21	6	5	2	4	7	11	1
829	31	28	13	10	8	9	1	1	9	8	0
830	6	4	3	3	1	1	2	0	0	0	1
831	13	19	5	3	4	10	1	3	3	2	0
832	125	105	51	35	33	28	1	0	40	41	1
833	165	155	70	53	33	33	3	3	59	66	2
834	120	110	51	42	34	33	3	0	32	35	1
835	82	66	39	29	14	10	7	7	22	21	0
836	576	485	189	142	93	73	20	23	274	248	3
837	459	468	174	189	71	66	11	13	203	200	4
838	353	385	106	97	74	70	12	9	161	209	9
840	942	957	359	335	123	127	23	26	437	469	3
841	465	503	221	247	69	62	18	16	157	178	2
843	133	121	44	35	30	27	5	6	54	54	3
844	228	226	67	58	36	25	3	2	122	141	0
845	14	12	7	6	4	3	0	0	3	2	0
846	188	178	85	62	32	34	4	5	67	78	0
847	229	257	82	91	55	57	11	10	81	100	6
850	937	962	304	296	150	152	29	31	454	482	8
851	302	263	106	84	77	68	10	12	109	100	2
852	1,644	1,973	547	620	299	328	73	74	725	950	22
853	2,099	2,235	631	675	368	388	118	129	982	1,043	20
855	94	80	21	12	24	21	8	7	41	40	0
856	891	931	555	558	109	98	24	30	203	245	9

**Military Survivors Receiving Payments Under RSFPP and/or Survivor Benefit Plan by Zip Code as of September 30, 2014
(Payment in Thousands)**

ZIP Code	---- DOD ----		---- ARMY ----		---- NAVY ----		---- MARINES ----		---- AIR FORCE ----		COAST GUARD
	Number of Survivors	Monthly Payment	Number of Survivors	Monthly Payment	Number of Survivors	Monthly Payment	Number of Survivors	Monthly Payment	Number of Survivors	Monthly Payment	
857	1,874	2,205	497	588	221	237	53	64	1,103	1,315	12
859	60	55	20	15	12	9	7	7	21	24	1
860	73	66	34	27	16	13	3	2	20	25	1
863	413	476	123	144	96	113	18	22	176	196	5
864	301	272	93	81	86	80	28	24	94	87	3
865	6	3	5	2	0	0	0	0	1	1	0
870	209	206	71	63	44	41	11	11	83	91	0
871	1,392	1,637	441	477	191	205	39	44	721	910	7
873	17	16	7	5	2	1	0	0	8	10	0
874	61	52	29	23	11	8	2	2	19	19	0
875	199	262	83	89	39	41	4	1	73	131	0
877	38	26	22	14	7	4	0	0	9	8	0
878	31	20	21	9	7	6	0	0	3	5	0
879	23	22	14	13	4	4	2	3	3	2	0
880	371	405	219	227	53	53	13	21	86	103	3
881	106	76	24	15	7	5	2	3	73	54	0
882	189	182	77	64	35	35	5	5	72	77	0
883	305	261	79	71	21	15	3	1	202	173	1
884	21	13	11	5	3	1	0	0	7	7	0
890	920	933	242	235	205	203	48	58	425	436	7
891	1,730	1,725	439	408	374	357	57	50	860	910	14
893	14	14	4	4	3	3	1	2	6	5	0
894	419	402	119	109	143	138	21	21	136	133	2
895	341	382	97	95	94	97	22	30	128	159	3
897	120	153	40	45	34	40	7	9	39	58	0
898	17	15	6	3	3	3	1	1	7	8	0
900	398	384	176	162	104	92	21	15	97	114	2
902	464	599	140	157	127	148	22	25	175	269	7
903	36	25	15	9	7	5	4	3	10	8	1
904	30	40	9	11	8	15	2	1	11	13	0
905	92	95	36	31	29	28	1	2	26	34	0
906	304	284	93	87	122	105	21	18	68	76	3
907	523	495	146	134	269	241	17	16	91	103	14
908	295	272	48	39	188	172	14	12	45	49	9
910	109	128	46	56	31	30	3	3	29	39	2
911	82	91	26	33	26	24	9	7	21	26	1
912	65	70	21	25	18	17	5	2	21	26	1
913	541	580	172	172	153	153	20	21	196	234	5
914	64	67	30	29	9	13	2	1	23	24	1
915	42	44	11	10	12	12	1	2	18	20	0
916	51	63	18	21	16	19	0	0	17	23	1
917	545	507	184	174	178	157	37	30	146	146	7
918	21	15	7	4	7	6	1	2	6	4	0
919	1,467	1,479	129	124	1,178	1,173	59	64	101	118	10
920	2,718	3,524	387	444	1,234	1,524	678	861	419	696	23
921	3,098	3,755	322	356	2,255	2,677	209	260	312	462	26
922	647	730	160	183	194	196	114	125	179	226	8
923	1,079	1,084	257	226	164	142	81	89	577	627	8
924	187	161	24	17	20	13	10	6	133	125	1
925	1,610	1,812	272	295	427	396	192	206	719	915	18
926	1,211	1,620	270	346	393	462	239	335	309	478	18
927	297	340	58	53	68	71	122	143	49	73	5

**Military Survivors Receiving Payments Under RSFPP and/or Survivor Benefit Plan by Zip Code as of September 30, 2014
(Payment in Thousands)**

ZIP Code	---- DOD ----		---- ARMY ----		---- NAVY ----		---- MARINES ----		---- AIR FORCE ----		COAST GUARD
	Number of Survivors	Monthly Payment	Number of Survivors	Monthly Payment	Number of Survivors	Monthly Payment	Number of Survivors	Monthly Payment	Number of Survivors	Monthly Payment	Number of Survivors
928	652	665	157	158	232	205	125	138	138	164	9
930	733	780	114	118	408	408	24	31	187	223	7
931	172	267	54	79	57	67	4	9	57	111	3
932	360	301	73	51	209	166	15	16	63	68	3
933	219	201	62	49	90	79	12	12	55	62	4
934	800	961	202	216	147	159	34	38	417	547	14
935	418	366	74	60	129	109	20	18	195	179	1
936	264	228	84	61	90	80	13	10	77	77	1
937	329	296	114	84	71	60	12	10	132	142	1
939	1,006	1,030	756	707	153	187	14	14	83	122	5
940	566	632	189	207	234	247	21	25	122	154	10
941	357	357	187	197	101	79	10	10	59	71	2
943	62	86	24	35	25	32	1	3	12	17	0
944	83	99	23	27	36	42	6	10	18	20	3
945	2,751	2,908	684	721	1,116	1,134	90	101	861	952	62
946	186	210	72	84	74	80	5	3	35	43	5
947	52	72	21	30	20	25	2	4	9	13	0
948	74	52	28	18	30	23	1	1	15	10	0
949	493	665	198	283	120	136	11	8	164	239	20
950	593	695	185	202	238	273	29	41	141	180	10
951	578	630	210	234	202	191	21	25	145	181	11
952	339	301	127	104	114	100	10	9	88	88	4
953	856	817	207	174	208	189	28	24	413	429	13
954	500	628	179	222	147	189	18	16	156	201	12
955	97	98	34	35	39	40	2	1	22	22	8
956	2,501	2,852	446	492	378	384	70	73	1,607	1,904	27
957	429	547	105	110	90	96	9	10	225	331	5
958	1,032	1,066	258	228	134	117	34	33	606	688	13
959	723	765	152	139	179	191	29	30	363	405	16
960	351	343	102	84	120	115	23	22	106	122	9
961	76	84	17	17	26	34	7	4	26	29	0
965	142	124	11	7	95	77	2	4	34	36	4
967	1,723	1,637	894	751	353	384	109	144	367	357	29
968	720	851	375	413	144	193	27	46	174	199	9
969	262	180	90	43	114	88	3	1	55	47	2
970	699	695	247	241	190	178	23	24	239	252	31
971	332	329	105	97	90	81	13	11	124	140	17
972	669	672	229	208	188	185	29	36	223	243	19
973	726	719	286	277	197	176	42	47	201	219	15
974	645	631	183	166	208	199	43	43	211	222	26
975	477	541	131	136	173	169	26	33	147	203	6
976	117	103	27	21	35	29	6	5	49	49	2
977	226	244	75	72	66	64	9	9	76	99	6
978	117	104	47	40	34	30	1	0	35	33	2
979	18	12	7	4	4	2	0	0	7	6	0
980	1,457	1,680	455	462	495	567	48	54	459	597	73
981	759	872	277	308	267	293	23	25	192	246	42
982	1,283	1,407	273	302	646	681	53	54	311	370	41
983	1,969	2,044	756	691	660	724	56	68	497	561	57
984	1,712	1,521	1,071	848	123	108	18	24	500	541	15
985	1,211	1,162	656	575	210	204	29	25	316	359	24
986	666	653	247	237	180	178	26	33	213	205	24

**Military Survivors Receiving Payments Under RSFPP and/or Survivor Benefit Plan by Zip Code as of September 30, 2014
(Payment in Thousands)**

ZIP Code	----- DOD -----		----- ARMY -----		----- NAVY -----		----- MARINES -----		----- AIR FORCE -----		COAST GUARD
	Number of Survivors	Monthly Payment	Number of Survivors	Monthly Payment	Number of Survivors	Monthly Payment	Number of Survivors	Monthly Payment	Number of Survivors	Monthly Payment	Number of Survivors
988	190	191	63	70	47	41	8	10	72	70	9
989	182	162	78	68	43	40	11	8	50	47	2
990	282	250	56	49	33	25	9	8	184	167	7
991	116	107	32	25	34	29	3	1	47	52	4
992	708	691	154	151	102	81	20	16	432	443	13
993	283	280	91	90	96	94	7	9	89	88	6
994	18	17	5	6	6	5	0	0	7	6	1
995	416	346	180	136	30	24	9	8	197	178	4
996	188	139	89	51	22	19	3	3	74	66	10
997	169	129	105	67	5	2	0	0	59	59	2
998	22	25	12	13	6	9	1	0	3	3	5
999	9	7	4	2	0	0	3	3	2	2	1
Other	4,297	4,298	2,005	2,061	903	814	108	109	1,281	1,315	46
TOTAL	327,073	\$325,497	136,689	\$124,047	72,007	\$72,783	13,305	\$14,572	105,072	\$114,095	4,796

Includes survivors receiving SSIA payments.
 Excludes survivors whose pay has been suspended for more than 3 months.
 Families of deceased members enrolled in both RSFPP and SBP are counted only once. Children of the same deceased member receiving separate benefits are counted individually.
 Coast Guard pay is not available to DoD Office of the Actuary.

Military Survivors as of September 30, 2014 by Age and Benefit

Survivor Age	SBP			Spouse/Child	RCSBP			RSFPP		Death on Active Duty		ACMSS	Minimum Income	SSIA
	Spouse	Child	Insurable Interest		Spouse	Child	Insurable Interest	Spouse	Child	Spouse	Child			
<1	0	0	0	0	0	0	0	0	0	0	8	0	0	0
1	0	0	0	0	0	0	0	0	0	0	37	0	0	0
2	0	2	0	0	0	0	0	0	0	0	116	0	0	0
3	0	4	0	0	0	0	0	0	0	0	160	0	0	0
4	0	9	0	0	0	0	0	0	0	0	245	0	0	0
5	0	2	0	0	0	0	0	0	0	0	303	0	0	0
6	0	9	0	0	0	3	0	0	0	0	346	0	0	0
7	0	26	0	0	0	0	0	0	0	0	498	0	0	0
8	0	19	0	0	0	0	0	0	0	0	470	0	0	0
9	0	45	0	0	0	4	0	0	0	0	532	0	0	0
10	0	49	0	0	0	3	0	0	0	0	524	0	0	0
11	0	60	0	0	0	7	0	0	0	0	590	0	0	0
12	0	86	0	0	0	9	0	0	0	0	533	0	0	0
13	0	93	1	0	0	6	0	0	0	0	531	0	0	0
14	0	110	0	0	0	18	0	0	0	0	522	0	0	0
15	0	132	0	0	0	16	0	0	0	0	462	0	0	0
16	0	153	2	0	0	19	0	0	0	0	394	0	0	0
17	0	176	2	0	0	27	0	0	0	0	347	0	0	0
18	0	104	0	5	0	21	0	0	0	11	200	0	0	0
19	0	133	1	4	1	23	1	0	0	8	119	0	0	0
20	1	123	1	12	1	18	0	0	0	4	86	0	0	5
21	1	128	2	10	2	14	0	0	0	9	71	0	0	6
22	3	20	1	2	0	1	2	0	0	3	9	0	0	19
23	1	14	1	0	0	3	2	0	0	7	0	0	0	38
24	4	4	1	1	0	0	1	0	0	14	3	0	0	63
25	1	7	0	3	0	0	0	0	0	11	3	0	0	70
26	6	10	2	4	0	1	0	0	0	11	5	0	0	69
27	1	10	0	2	1	1	1	0	0	13	0	0	0	77
28	6	17	1	1	0	0	2	0	0	9	1	0	0	90
29	5	8	1	9	0	0	0	0	0	17	2	0	0	118
30	5	15	3	6	1	0	1	0	0	22	0	0	0	111
31	10	11	1	2	0	0	0	0	0	16	0	0	0	116
32	9	15	4	2	0	0	1	0	0	25	0	0	0	95
33	13	15	0	10	1	2	0	0	0	28	0	0	0	96
34	17	15	3	5	3	3	4	0	0	18	1	0	0	109
35	16	14	5	8	3	1	1	0	0	38	0	0	0	95
36	19	15	6	8	1	0	2	0	0	28	0	0	0	76
37	21	14	1	11	6	2	0	0	0	38	0	0	0	89
38	23	11	4	9	8	1	2	0	0	44	0	0	0	90
39	30	20	6	3	6	2	0	0	0	42	1	0	0	117
40	39	18	7	19	10	0	3	0	0	44	0	0	0	96
41	44	21	2	13	13	1	1	0	0	50	0	0	0	87
42	57	23	6	22	12	2	2	0	0	55	0	0	0	128
43	67	28	3	27	19	2	4	0	0	62	0	0	0	134
44	89	29	5	24	41	0	3	0	0	81	0	0	0	147
45	106	32	6	34	40	1	4	0	2	66	0	0	0	159
46	109	33	3	27	29	0	5	0	1	80	0	0	0	185
47	162	27	6	40	56	0	1	0	2	75	1	0	0	200
48	166	41	7	62	68	1	3	0	2	75	0	0	0	215
49	256	46	7	75	67	0	5	0	10	78	0	0	0	253
50	300	50	10	83	79	2	2	0	8	78	0	0	0	270
51	385	46	8	101	115	0	3	0	11	67	0	0	0	271
52	400	70	14	112	114	0	7	0	15	77	0	0	0	336
53	526	58	20	143	128	1	3	0	17	79	1	0	0	379
54	632	45	12	145	156	0	4	0	16	70	0	0	0	408
55	721	59	16	161	191	1	5	0	22	49	0	0	0	451
56	824	58	28	177	197	1	2	0	25	65	0	0	0	468
57	966	49	31	191	232	0	2	0	32	72	0	0	0	547
58	1,150	53	22	214	238	0	8	2	28	62	0	0	0	598
59	1,358	48	31	225	276	0	6	1	13	55	0	0	0	658
60	1,629	32	27	215	298	0	5	1	21	53	0	0	0	664

Military Survivors as of September 30, 2014 by Age and Benefit

Survivor Age	----- SBP -----			----- RCSBP -----			---- RSFPF ----		Death on Active Duty			ACMSS	Minimum Income	SSIA
	Spouse	Child	Insurable Interest	Spouse/ Child	Spouse	Child	Insurable Interest	Spouse	Child	Spouse	Child			
61	1,865	54	28	231	313	1	2	2	24	56	0	1	0	778
62	2,110	34	29	226	368	0	5	1	22	48	0	0	0	927
63	2,436	40	21	223	406	0	8	0	15	46	0	0	0	1,014
64	2,781	33	26	186	412	0	4	0	13	50	0	0	0	1,076
65	3,238	42	32	228	420	1	2	0	19	48	0	0	1	1,269
66	3,716	33	32	221	498	0	9	4	23	37	0	0	0	1,306
67	4,611	23	30	270	517	0	5	1	11	49	0	0	0	1,598
68	4,107	14	24	205	377	0	3	7	9	35	0	1	1	1,429
69	4,337	15	32	177	342	0	2	6	9	35	0	0	0	1,449
70	5,138	12	28	198	353	0	8	5	8	34	0	0	0	1,564
71	6,168	10	36	181	379	0	4	12	7	53	0	1	0	1,874
72	6,376	4	24	192	313	0	6	14	3	46	0	1	0	1,869
73	6,827	5	22	180	314	0	6	16	6	41	0	1	0	2,020
74	7,354	4	36	170	299	0	2	39	4	46	0	3	1	2,130
75	7,885	4	29	188	320	0	1	41	0	49	0	1	4	2,304
76	8,815	1	37	169	312	0	5	59	3	41	0	5	1	2,454
77	8,866	5	40	186	288	0	1	89	2	52	0	13	4	2,475
78	9,622	1	34	184	288	0	2	123	0	55	0	19	5	2,517
79	10,178	0	41	188	292	0	1	182	2	58	0	21	3	2,514
80	10,133	2	47	153	264	0	3	202	1	62	0	15	3	2,329
81	10,219	2	39	159	224	0	3	277	1	62	0	23	1	2,317
82	10,491	4	39	167	235	0	4	343	0	52	0	29	2	2,223
83	10,212	1	32	150	209	0	2	379	0	56	0	33	1	1,996
84	10,096	1	38	131	166	0	4	360	0	46	0	34	2	1,832
85	9,497	0	35	131	141	0	6	373	0	46	0	36	6	1,535
86	9,141	1	31	92	138	0	2	420	0	22	0	42	8	1,439
87	8,848	0	38	101	97	0	0	451	1	33	0	51	3	1,330
88	8,958	0	27	82	72	0	0	444	0	37	0	55	6	1,174
89	8,681	0	29	66	65	0	3	481	0	27	0	52	2	1,051
90	8,389	0	25	78	61	0	1	454	0	25	0	71	2	1,005
91	7,461	0	23	58	43	0	2	445	0	25	0	64	2	808
92	6,519	0	18	42	27	0	0	414	0	19	0	51	7	722
93	5,262	0	17	40	19	0	0	363	0	13	0	43	2	545
94	3,911	0	5	21	4	0	0	287	0	8	0	33	5	387
95	2,433	0	12	16	5	0	0	159	1	7	0	28	2	235
96	1,831	0	5	12	0	0	1	143	0	2	0	14	4	160
97	1,083	0	3	6	3	0	0	72	0	1	0	11	4	95
98	711	0	3	1	1	0	0	53	0	1	0	8	1	48
99	462	0	1	1	0	0	0	39	0	1	0	4	0	33
100+	670	0	4	3	0	0	0	54	0	1	0	14	6	56
UNK	3	0	0	0	0	0	0	5	0	1	0	0	0	4
Total	251,619	2,909	1,372	7,540	10,998	219	205	6,823	409	3,235	7,121	778	89	62,094

Note: An annuitant in two plans is counted in both. An annuitant receiving SBP and SSIA is also counted in both.

An annuitant whose SBP benefit is fully offset by DIC is not included in SBP or Death on Active Duty counts. However, they are included in the SSIA counts.

RCSBP includes only those who are receiving a benefit as a result of an RCSBP election. Survivors of reserves who elected RCSBP and then later elected SBP are counted in the SBP columns only.

In cases where spouse & child was originally elected and the pay is now going to the child, survivors are counted in the child only column.

Some cases where spouse & child was originally elected and the child is no longer eligible may be included in the spouse & child column.

Children of the same deceased member are counted individually.

Military Survivors Who Started Receiving Their Benefit During Fiscal Year 2014 by Age and Benefit

Survivor Age	SBP			Spouse/Child	RCSBP			RSFPP		Death on Active Duty		ACMSS	Minimum Income	SSIA
	Spouse	Child	Insurable Interest		Spouse	Child	Insurable Interest	Spouse	Child	Spouse	Child			
<1	0	0	0	0	0	0	0	0	0	0	8	0	0	0
1	0	0	0	0	0	0	0	0	0	0	8	0	0	0
2	0	1	0	0	0	0	0	0	0	0	17	0	0	0
3	0	2	0	0	0	0	0	0	0	0	13	0	0	0
4	0	6	0	0	0	0	0	0	0	0	13	0	0	0
5	0	0	0	0	0	0	0	0	0	0	16	0	0	0
6	0	4	0	0	0	1	0	0	0	0	13	0	0	0
7	0	1	0	0	0	0	0	0	0	0	12	0	0	0
8	0	1	0	0	0	0	0	0	0	0	13	0	0	0
9	0	8	0	0	0	0	0	0	0	0	5	0	0	0
10	0	3	0	0	0	1	0	0	0	0	15	0	0	0
11	0	6	0	0	0	0	0	0	0	0	4	0	0	0
12	0	7	0	0	0	2	0	0	0	0	3	0	0	0
13	0	9	0	0	0	0	0	0	0	0	7	0	0	0
14	0	4	0	0	0	0	0	0	0	0	5	0	0	0
15	0	8	0	0	0	3	0	0	0	0	6	0	0	0
16	0	8	0	0	0	0	0	0	0	0	5	0	0	0
17	0	10	0	0	0	1	0	0	0	0	3	0	0	0
18	0	5	0	0	0	1	0	0	0	0	2	0	0	0
19	0	7	0	0	0	0	0	0	0	1	0	0	0	0
20	0	5	0	0	0	1	0	0	0	0	1	0	0	2
21	0	4	0	0	0	0	0	0	0	0	1	0	0	1
22	1	1	0	0	0	0	0	0	0	0	0	0	0	3
23	0	0	1	0	0	0	0	0	0	1	0	0	0	2
24	1	0	0	0	0	0	0	0	0	1	0	0	0	3
25	1	0	0	0	0	0	0	0	0	0	0	0	0	3
26	2	0	0	2	0	0	0	0	0	1	0	0	0	2
27	0	0	0	0	0	0	0	0	0	1	0	0	0	3
28	1	1	0	0	0	0	0	0	0	2	0	0	0	3
29	0	1	0	4	0	0	0	0	0	2	0	0	0	6
30	3	1	0	0	0	0	0	0	0	3	0	0	0	2
31	1	0	0	0	0	0	0	0	0	0	0	0	0	1
32	1	0	0	0	0	0	0	0	0	2	0	0	0	3
33	1	0	0	3	0	0	0	0	0	2	0	0	0	3
34	2	0	0	1	0	1	0	0	0	1	0	0	0	3
35	2	1	0	1	1	0	0	0	0	2	0	0	0	4
36	3	1	0	1	0	0	0	0	0	3	0	0	0	6
37	5	0	0	0	2	0	0	0	0	5	0	0	0	6
38	4	0	0	0	1	0	0	0	0	3	0	0	0	3
39	4	1	1	1	0	0	0	0	0	2	0	0	0	6
40	4	0	1	2	1	0	0	0	0	4	0	0	0	6
41	5	0	0	2	2	0	0	0	0	9	0	0	0	13
42	13	0	0	4	0	0	0	0	0	5	0	0	0	7
43	14	0	0	3	2	0	0	0	0	1	0	0	0	5
44	9	0	0	5	4	0	0	0	0	6	0	0	0	12
45	12	1	0	4	3	0	0	0	0	3	0	0	0	8
46	15	0	0	5	2	0	0	0	0	3	0	0	0	9
47	23	1	0	5	5	0	0	0	0	2	0	0	0	11
48	17	2	1	8	6	0	0	0	0	1	0	0	0	9
49	28	1	1	3	11	0	0	0	0	2	0	0	0	10
50	34	2	1	7	7	0	0	0	1	0	0	0	0	13
51	36	2	1	9	10	0	0	0	0	1	0	0	0	9
52	44	1	0	4	5	0	0	0	0	1	0	0	0	8
53	50	1	0	7	3	0	0	0	0	3	0	0	0	12
54	65	1	0	5	8	0	0	0	0	2	0	0	0	22
55	75	0	1	4	9	0	0	0	0	0	0	0	0	18
56	90	0	2	6	7	0	0	0	0	2	0	0	0	19
57	97	2	0	7	10	0	0	0	0	1	0	0	0	25
58	110	0	1	7	7	0	0	0	0	1	0	0	0	25
59	120	0	2	3	9	0	0	0	0	0	0	0	0	41
60	155	0	3	1	7	0	1	0	0	0	0	0	0	26

Military Survivors Who Started Receiving Their Benefit During Fiscal Year 2014 by Age and Benefit

Survivor Age	SBP			Spouse/ Child	RCSBP			RSFPP		Death on Active Duty		ACMSS	Minimum Income	SSIA
	Spouse	Child	Insurable Interest		Spouse	Child	Insurable Interest	Spouse	Child	Spouse	Child			
61	174	0	2	2	3	0	1	0	0	1	0	0	0	41
62	195	0	0	3	4	0	0	0	0	1	0	0	0	39
63	198	1	0	2	0	0	0	0	1	1	0	0	0	52
64	254	0	1	2	0	0	0	0	0	0	0	0	0	39
65	273	2	0	3	2	0	0	0	0	0	0	0	0	50
66	305	0	0	2	2	0	0	0	0	0	0	0	0	63
67	365	0	1	1	0	0	0	0	0	0	0	0	0	75
68	303	1	0	1	0	0	0	0	0	0	0	0	0	71
69	293	0	0	1	0	0	0	0	0	0	0	0	0	50
70	322	0	2	0	0	0	0	0	0	0	0	0	0	77
71	410	0	1	0	0	0	0	0	0	0	0	0	0	78
72	390	0	0	2	1	0	0	0	0	0	0	0	0	85
73	395	0	1	2	0	0	0	0	0	0	0	0	0	76
74	404	0	1	2	0	0	0	1	0	0	0	0	0	70
75	438	0	0	0	0	0	0	3	0	0	0	0	0	74
76	478	0	0	0	0	0	0	3	0	0	0	0	0	97
77	438	0	0	2	0	0	0	4	0	0	0	0	0	94
78	511	0	1	1	0	0	0	1	0	0	0	0	0	92
79	476	0	0	4	0	0	0	6	0	0	0	0	0	84
80	490	0	2	2	0	0	0	5	0	0	0	0	0	62
81	490	0	2	4	0	0	0	7	0	0	0	0	0	63
82	495	0	0	1	0	0	0	12	0	0	0	0	0	51
83	435	0	0	0	0	0	0	16	0	0	0	0	0	52
84	403	0	1	0	0	0	0	9	0	0	0	0	0	41
85	392	0	2	2	0	0	0	18	0	0	0	0	0	31
86	283	0	0	1	0	0	0	12	0	0	0	0	0	30
87	281	0	0	2	0	0	0	6	0	0	0	0	0	20
88	279	0	0	2	0	0	0	12	0	0	0	0	0	18
89	229	0	0	1	0	0	0	8	0	0	0	0	0	16
90	196	0	0	0	0	0	0	2	0	0	0	0	0	16
91	166	0	0	0	0	0	0	7	0	0	0	0	0	8
92	126	0	0	0	0	0	0	5	0	0	0	0	0	5
93	94	0	1	0	0	0	0	6	0	0	0	0	0	4
94	62	0	0	0	0	0	0	6	0	0	0	0	0	1
95	43	0	0	0	0	0	0	2	0	0	0	0	0	2
96	23	0	0	0	0	0	0	1	0	0	0	0	0	2
97	11	0	0	0	0	0	0	0	0	0	0	0	0	0
98	8	0	0	0	0	0	0	0	0	0	0	0	0	0
99	3	0	0	0	0	0	0	0	0	0	0	0	0	0
100+	3	0	0	0	0	0	0	0	0	0	0	0	0	0
UNK	0	0	0	0	0	0	0	0	0	0	0	0	0	0
Total	12,182	124	34	159	134	11	2	152	2	82	170	0	0	2,102

Note: An annuitant in two plans is counted in both. An annuitant receiving SBP and SSIA is also counted in both.

An annuitant whose SBP benefit is fully offset by DIC is not included in SBP or Death on Active Duty counts. However, they are included in the SSIA counts.

RCSBP includes only those who are receiving a benefit as a result of an RCSBP election. Survivors of reserves who elected RCSBP and then later elected SBP are counted in the SBP columns only.

In cases where spouse & child was originally elected and the pay is now going to the child, survivors are counted in the child only column.

Some cases where spouse & child was originally elected and the child is no longer eligible may be included in the spouse & child column.

Children of the same deceased member are counted individually.

Military Survivors Receiving a DIC Award as of September 30, 2014 by Survivor Age

Survivor Age	No Offset to SBP		Full DIC Offset		Partial Offset		Full or Partial Offset		
	Number	Number	Monthly DIC Award	SBP Monthly Offset	Number	Mon DIC Award & SBP Offset	Number	Monthly DIC Award	SBP Monthly Offset
20	0	5	\$6,166	\$3,337	0	\$0	5	\$6,166	\$3,337
21	0	6	\$7,399	\$3,764	0	\$0	6	\$7,399	\$3,764
22	0	19	\$23,431	\$12,352	0	\$0	19	\$23,431	\$12,352
23	0	37	\$45,630	\$23,736	1	\$1,233	38	\$46,863	\$24,969
24	0	61	\$75,227	\$39,864	2	\$2,466	63	\$77,693	\$42,330
25	0	69	\$85,093	\$46,085	1	\$1,233	70	\$86,326	\$47,318
26	0	65	\$80,160	\$42,890	4	\$4,933	69	\$85,093	\$47,823
27	0	69	\$85,093	\$46,313	8	\$9,866	77	\$94,959	\$56,178
28	0	83	\$102,358	\$56,012	7	\$8,633	90	\$110,991	\$64,644
29	0	105	\$129,489	\$68,864	13	\$16,032	118	\$145,521	\$84,896
30	0	95	\$117,157	\$62,766	16	\$19,732	111	\$136,889	\$82,498
31	0	102	\$125,789	\$65,306	14	\$17,265	116	\$143,055	\$82,571
32	0	73	\$90,026	\$48,244	22	\$27,393	95	\$117,419	\$75,637
33	0	68	\$83,860	\$42,977	28	\$34,530	96	\$118,390	\$77,507
34	0	89	\$109,757	\$58,257	20	\$24,665	109	\$134,422	\$82,921
35	0	63	\$78,217	\$41,614	32	\$39,463	95	\$117,681	\$81,077
36	0	50	\$61,662	\$32,367	26	\$32,064	76	\$93,725	\$64,431
37	0	49	\$60,690	\$32,240	40	\$49,329	89	\$110,019	\$81,569
38	0	40	\$49,329	\$27,265	50	\$61,662	90	\$110,991	\$88,927
39	0	65	\$80,160	\$42,106	52	\$64,128	117	\$144,288	\$106,234
40	0	47	\$57,962	\$32,372	49	\$60,428	96	\$118,390	\$92,800
41	0	31	\$38,754	\$21,696	56	\$69,323	87	\$108,077	\$91,019
42	0	61	\$75,489	\$40,831	67	\$82,888	128	\$158,377	\$123,719
43	0	64	\$79,189	\$42,533	70	\$86,326	134	\$165,515	\$128,859
44	0	60	\$75,041	\$40,212	87	\$107,291	147	\$182,332	\$147,503
45	0	75	\$93,278	\$47,788	84	\$103,591	159	\$196,869	\$151,379
46	0	90	\$113,030	\$60,086	95	\$118,078	185	\$231,108	\$178,165
47	0	92	\$115,857	\$61,376	108	\$133,189	200	\$249,045	\$194,565
48	0	106	\$134,807	\$69,638	109	\$134,465	215	\$269,271	\$204,103
49	0	124	\$155,844	\$81,937	129	\$159,520	253	\$315,364	\$241,457
50	0	132	\$165,405	\$88,730	138	\$170,767	270	\$336,172	\$259,497
51	0	154	\$193,669	\$99,539	117	\$145,187	271	\$338,856	\$244,726
52	0	185	\$234,432	\$119,518	151	\$188,194	336	\$422,626	\$307,712
53	0	210	\$267,748	\$131,754	169	\$211,721	379	\$479,469	\$343,474
54	0	240	\$303,339	\$153,532	168	\$209,327	408	\$512,666	\$362,860
55	1	286	\$361,053	\$188,318	165	\$206,200	451	\$567,253	\$394,518
56	0	292	\$368,946	\$184,216	176	\$220,341	468	\$589,287	\$404,557
57	1	357	\$456,127	\$227,589	190	\$237,756	547	\$693,882	\$465,345
58	2	393	\$500,304	\$238,472	205	\$258,030	598	\$758,334	\$496,503
59	12	421	\$536,456	\$261,152	237	\$296,689	658	\$833,145	\$557,841
60	26	426	\$540,095	\$270,885	238	\$300,972	664	\$841,067	\$571,857
61	28	517	\$655,996	\$327,943	261	\$329,846	778	\$985,842	\$657,789
62	29	639	\$813,080	\$405,642	288	\$368,532	927	\$1,181,612	\$774,173
63	26	719	\$918,918	\$454,127	295	\$375,667	1,014	\$1,294,585	\$829,794
64	35	748	\$950,645	\$472,860	328	\$423,272	1,076	\$1,373,916	\$896,132
65	35	842	\$1,072,368	\$522,114	427	\$549,124	1,269	\$1,621,492	\$1,071,238

Military Survivors Receiving a DIC Award as of September 30, 2014 by Survivor Age

Survivor Age	No Offset to SBP		Full DIC Offset		Partial Offset		Full or Partial Offset		
	Number	Number	Monthly DIC Award	SBP Monthly Offset	Number	Mon DIC Award & SBP Offset	Number	Monthly DIC Award	SBP Monthly Offset
66	46	899	\$1,150,466	\$556,532	407	\$527,232	1,306	\$1,677,699	\$1,083,764
67	33	1,070	\$1,374,401	\$691,507	528	\$685,725	1,598	\$2,060,126	\$1,377,232
68	39	1,015	\$1,300,277	\$639,206	414	\$542,157	1,429	\$1,842,434	\$1,181,363
69	30	1,013	\$1,292,573	\$632,621	436	\$567,979	1,449	\$1,860,552	\$1,200,600
70	45	1,055	\$1,354,518	\$680,878	509	\$668,664	1,564	\$2,023,182	\$1,349,542
71	62	1,257	\$1,608,816	\$808,981	617	\$810,964	1,874	\$2,419,780	\$1,619,946
72	40	1,262	\$1,617,295	\$812,516	607	\$793,512	1,869	\$2,410,807	\$1,606,028
73	40	1,386	\$1,777,559	\$873,081	634	\$832,785	2,020	\$2,610,344	\$1,705,866
74	54	1,424	\$1,825,920	\$912,296	706	\$931,764	2,130	\$2,757,684	\$1,844,060
75	48	1,569	\$2,011,469	\$987,431	735	\$971,955	2,304	\$2,983,424	\$1,959,386
76	47	1,608	\$2,061,133	\$1,015,655	846	\$1,116,524	2,454	\$3,177,657	\$2,132,179
77	48	1,651	\$2,117,589	\$1,041,539	824	\$1,092,914	2,475	\$3,210,503	\$2,134,453
78	44	1,624	\$2,084,910	\$1,030,048	893	\$1,185,835	2,517	\$3,270,744	\$2,215,883
79	57	1,586	\$2,036,534	\$991,436	928	\$1,231,932	2,514	\$3,268,466	\$2,223,368
80	40	1,364	\$1,753,820	\$863,601	965	\$1,290,694	2,329	\$3,044,514	\$2,154,295
81	48	1,349	\$1,743,371	\$840,949	968	\$1,290,965	2,317	\$3,034,335	\$2,131,913
82	35	1,273	\$1,648,032	\$781,026	950	\$1,264,274	2,223	\$2,912,306	\$2,045,300
83	18	1,060	\$1,373,307	\$641,447	936	\$1,255,901	1,996	\$2,629,209	\$1,897,348
84	16	963	\$1,246,326	\$577,800	869	\$1,164,991	1,832	\$2,411,318	\$1,742,792
85	25	781	\$1,012,012	\$466,179	754	\$1,010,585	1,535	\$2,022,597	\$1,476,764
86	20	740	\$962,683	\$442,677	699	\$938,224	1,439	\$1,900,908	\$1,380,901
87	13	661	\$862,781	\$395,102	669	\$908,313	1,330	\$1,771,094	\$1,303,415
88	12	519	\$679,311	\$307,079	655	\$896,646	1,174	\$1,575,956	\$1,203,725
89	8	436	\$573,284	\$261,243	615	\$855,655	1,051	\$1,428,939	\$1,116,897
90	5	400	\$523,385	\$239,855	605	\$839,316	1,005	\$1,362,701	\$1,079,171
91	15	336	\$442,960	\$200,576	472	\$658,525	808	\$1,101,485	\$859,101
92	8	275	\$361,167	\$162,039	447	\$637,987	722	\$999,154	\$800,027
93	5	199	\$267,822	\$113,445	346	\$494,405	545	\$762,227	\$607,850
94	4	150	\$201,278	\$92,892	237	\$338,684	387	\$539,962	\$431,576
95	1	81	\$107,550	\$46,321	154	\$224,346	235	\$331,896	\$270,667
96	0	57	\$76,734	\$36,581	103	\$149,636	160	\$226,370	\$186,217
97	0	38	\$50,046	\$22,286	57	\$87,570	95	\$137,616	\$109,857
98	1	20	\$27,817	\$12,021	28	\$41,739	48	\$69,556	\$53,760
99	0	15	\$19,603	\$9,062	18	\$30,381	33	\$49,984	\$39,443
100+	0	21	\$29,353	\$12,901	35	\$55,043	56	\$84,395	\$67,943
Unk	0	4	\$5,550	\$2,509	0	\$0	4	\$5,550	\$2,509
62+	1,032	32,105	\$41,331,109	\$20,053,550	21,004	\$28,110,418	53,109	\$69,441,527	\$48,163,968
65+	942	29,999	\$38,648,467	\$18,720,920	20,093	\$26,942,948	50,092	\$65,591,414	\$45,663,868
Total	1,102	37,685	\$48,356,171	\$23,642,535	24,409	\$32,355,175	62,094	\$80,711,346	\$55,997,710
Average Per Month			\$1,283	\$627		\$1,326		\$1,300	\$902

Includes Survivors of both members, who retired and those who died on active duty.
 There are some annuitants with a full DIC offset whose SBP pay before the offset is unknown.
 They are included in these totals and their monthly SBP pay is estimated.
 Excludes survivors receiving DIC whose sponsoring member did not elect SBP.
 No Offset to SBP reflects survivors whose DIC award doesn't offset their SBP entitlement as a result of the Sharp case ruling
 Includes only portions of DIC that offset SBP.

Survivors of Members Who Died on Active Duty And Are Receiving a DIC Award as of September 30, 2014 by Survivor Age

Survivor Age	No Offset to SBP		Full DIC Offset		Partial Offset		Full or Partial Offset		
	Number	Number	Monthly DIC Award	SBP Monthly Offset	Number	Mon DIC Award & SBP Offset	Number	Monthly DIC Award	SBP Monthly Offset
20	0	5	\$6,166	\$3,822	0	\$0	5	\$6,166	\$3,822
21	0	6	\$7,399	\$4,735	0	\$0	6	\$7,399	\$4,735
22	0	19	\$23,431	\$14,940	0	\$0	19	\$23,431	\$14,940
23	0	37	\$45,630	\$28,588	1	\$1,233	38	\$46,863	\$29,821
24	0	59	\$72,761	\$46,658	2	\$2,466	61	\$75,227	\$49,124
25	0	67	\$82,626	\$53,307	1	\$1,233	68	\$83,860	\$54,540
26	0	65	\$80,160	\$50,815	4	\$4,933	69	\$85,093	\$55,748
27	0	68	\$83,860	\$54,095	8	\$9,866	76	\$93,725	\$63,961
28	0	78	\$96,192	\$61,891	7	\$8,633	85	\$104,825	\$70,524
29	0	93	\$114,690	\$73,813	13	\$16,032	106	\$130,722	\$89,845
30	0	93	\$114,690	\$74,549	16	\$19,732	109	\$134,422	\$94,280
31	0	96	\$118,390	\$76,176	14	\$17,265	110	\$135,655	\$93,441
32	0	65	\$80,160	\$51,569	21	\$25,898	86	\$106,058	\$77,467
33	0	60	\$73,994	\$47,346	23	\$28,364	83	\$102,358	\$75,710
34	0	79	\$97,425	\$62,949	18	\$22,198	97	\$119,623	\$85,148
35	0	52	\$64,128	\$41,445	30	\$36,997	82	\$101,125	\$78,442
36	0	37	\$45,630	\$29,429	24	\$29,598	61	\$75,227	\$59,026
37	0	36	\$44,396	\$28,294	35	\$43,163	71	\$87,559	\$71,457
38	0	23	\$28,364	\$18,028	42	\$51,796	65	\$80,160	\$69,824
39	0	35	\$43,163	\$27,693	42	\$51,796	77	\$94,959	\$79,489
40	0	33	\$40,697	\$27,353	42	\$51,796	75	\$92,492	\$79,148
41	0	10	\$12,332	\$7,891	46	\$56,729	56	\$69,061	\$64,620
42	0	22	\$27,131	\$17,360	53	\$65,361	75	\$92,492	\$82,721
43	0	26	\$32,064	\$22,016	55	\$67,828	81	\$99,892	\$89,844
44	0	15	\$18,498	\$11,837	75	\$92,492	90	\$110,991	\$104,329
45	0	21	\$25,898	\$16,963	63	\$77,693	84	\$103,591	\$94,656
46	0	12	\$14,799	\$9,394	75	\$93,152	87	\$107,951	\$102,546
47	0	13	\$16,032	\$10,236	75	\$92,492	88	\$108,524	\$102,728
48	0	14	\$17,379	\$11,356	71	\$87,602	85	\$104,981	\$98,958
49	0	13	\$16,032	\$9,921	73	\$90,026	86	\$106,058	\$99,947
50	0	13	\$16,032	\$10,258	75	\$92,492	88	\$108,524	\$102,751
51	0	9	\$11,099	\$7,120	63	\$77,693	72	\$88,793	\$84,813
52	0	10	\$12,332	\$7,737	77	\$95,072	87	\$107,405	\$102,809
53	0	9	\$11,142	\$6,650	76	\$94,535	85	\$105,677	\$101,185
54	0	10	\$12,446	\$7,281	67	\$82,798	77	\$95,244	\$90,078
55	0	19	\$23,431	\$14,704	44	\$54,262	63	\$77,693	\$68,966
56	0	12	\$14,884	\$9,231	61	\$75,399	73	\$90,283	\$84,629
57	0	11	\$13,941	\$9,083	66	\$81,565	77	\$95,506	\$90,648
58	1	13	\$16,075	\$10,084	56	\$69,667	69	\$85,741	\$79,751
59	1	9	\$11,184	\$6,366	50	\$62,278	59	\$73,462	\$68,643
60	3	4	\$5,104	\$3,156	47	\$58,305	51	\$63,409	\$61,461
61	4	12	\$15,511	\$9,678	47	\$59,410	59	\$74,921	\$69,088
62	3	10	\$12,835	\$7,378	37	\$47,241	47	\$60,076	\$54,619
63	0	19	\$24,171	\$13,934	44	\$56,768	63	\$80,939	\$70,702
64	3	15	\$19,365	\$11,403	42	\$55,048	57	\$74,413	\$66,451
65	1	15	\$19,308	\$11,103	44	\$59,314	59	\$78,622	\$70,417

Survivors of Members Who Died on Active Duty And Are Receiving a DIC Award as of September 30, 2014 by Survivor Age

Survivor Age	No Offset to SBP		Full DIC Offset		Partial Offset		Full or Partial Offset		
	Number	Number	Monthly DIC Award	SBP Monthly Offset	Number	Mon DIC Award & SBP Offset	Number	Monthly DIC Award	SBP Monthly Offset
66	2	15	\$19,138	\$11,666	30	\$40,079	45	\$59,217	\$51,746
67	1	13	\$16,785	\$10,237	43	\$60,022	56	\$76,807	\$70,259
68	1	14	\$18,260	\$11,047	26	\$38,271	40	\$56,531	\$49,318
69	3	21	\$26,978	\$15,487	30	\$43,139	51	\$70,116	\$58,625
70	1	9	\$11,743	\$7,102	29	\$43,934	38	\$55,677	\$51,036
71	3	16	\$20,535	\$12,503	45	\$69,441	61	\$89,976	\$81,944
72	3	16	\$21,415	\$12,626	40	\$59,830	56	\$81,245	\$72,456
73	1	16	\$21,196	\$12,687	36	\$54,952	52	\$76,149	\$67,640
74	2	17	\$22,160	\$13,415	39	\$59,430	56	\$81,590	\$72,845
75	3	4	\$5,303	\$3,156	45	\$73,050	49	\$78,353	\$76,206
76	2	9	\$11,609	\$6,852	37	\$58,881	46	\$70,490	\$65,733
77	1	7	\$9,449	\$5,524	43	\$71,001	50	\$80,450	\$76,525
78	2	13	\$17,192	\$10,258	49	\$76,893	62	\$94,086	\$87,152
79	5	9	\$11,711	\$7,102	49	\$78,216	58	\$89,927	\$85,318
80	2	7	\$9,003	\$5,524	54	\$87,842	61	\$96,845	\$93,366
81	1	10	\$13,064	\$7,891	55	\$87,952	65	\$101,016	\$95,843
82	2	12	\$15,486	\$9,469	50	\$80,950	62	\$96,436	\$90,420
83	0	9	\$11,426	\$7,102	48	\$78,716	57	\$90,142	\$85,818
84	1	4	\$5,132	\$3,156	43	\$70,216	47	\$75,348	\$73,372
85	1	10	\$13,029	\$7,891	40	\$62,118	50	\$75,147	\$70,009
86	0	8	\$10,698	\$6,313	21	\$33,675	29	\$44,373	\$39,988
87	0	4	\$5,303	\$2,992	33	\$54,466	37	\$59,769	\$57,458
88	0	2	\$2,752	\$1,578	37	\$61,290	39	\$64,042	\$62,868
89	0	2	\$2,552	\$1,578	27	\$41,674	29	\$44,226	\$43,252
90	0	2	\$2,801	\$1,578	25	\$41,578	27	\$44,379	\$43,156
91	0	4	\$5,203	\$3,156	24	\$40,169	28	\$45,372	\$43,325
92	2	2	\$2,552	\$1,578	16	\$26,981	18	\$29,532	\$28,559
93	0	4	\$5,261	\$3,156	12	\$20,078	16	\$25,339	\$23,234
94	0	3	\$3,948	\$2,367	8	\$14,716	11	\$18,664	\$17,083
95	0	0	\$0	\$0	7	\$12,060	7	\$12,060	\$12,060
96	0	1	\$1,276	\$789	2	\$3,240	3	\$4,516	\$4,029
97	0	0	\$0	\$0	1	\$1,893	1	\$1,893	\$1,893
98	1	1	\$1,276	\$789	0	\$0	1	\$1,276	\$789
99	0	0	\$0	\$0	1	\$1,893	1	\$1,893	\$1,893
100+	0	0	\$0	\$0	1	\$1,893	1	\$1,893	\$1,893
Unk	0	2	\$2,822	\$1,578	0	\$0	2	\$2,822	\$1,578
62+	47	323	\$419,913	\$250,390	1,213	\$1,868,911	1,536	\$2,288,824	\$2,119,301
65+	41	279	\$363,542	\$217,675	1,090	\$1,709,854	1,369	\$2,073,396	\$1,927,529
Total	56	1,708	\$2,130,035	\$1,347,783	2,871	\$3,918,761	4,579	\$6,048,795	\$5,266,544
Average Per Month			\$1,247	\$789		\$1,365		\$1,321	\$1,150

There are some annuitants with a full DIC offset whose SBP pay before the offset is unknown. They are included in these totals and their monthly SBP pay is estimated.
 No Offset to SBP reflects survivors whose DIC award doesn't offset their SBP entitlement as a result of the Sharp case ruling

Survivor Benefit Plan (SBP) Participation Rates of Military Retirees as of September 30, 2014

	<u>Army</u>	<u>Navy</u>	<u>Marines</u>	<u>Air Force</u>	<u>Total</u>
Non Disabled Enlisted (No Reserves)	60%	50%	41%	62%	57%
Non Disabled Officers (No Reserves)	76%	69%	62%	77%	74%
Disabled Enlisted	59%	48%	34%	52%	53%
Disabled Officers	63%	59%	51%	63%	61%
Reserve Ret Enlisted	93%	87%	89%	89%	91%
Reserve Ret Officers	91%	90%	88%	88%	90%
All Enlisted	68%	53%	40%	64%	61%
All Officers	80%	74%	65%	78%	78%
All	71%	58%	47%	68%	66%

Military Retirees as of September 30, 2013

	<u>Army</u>	<u>Navy</u>	<u>Marines</u>	<u>Air Force</u>	<u>Total</u>
Non Disabled Enlisted (No Reserves)	60%	50%	40%	61%	56%
Non Disabled Officers (No Reserves)	75%	69%	62%	76%	73%
Disabled Enlisted	57%	47%	32%	50%	50%
Disabled Officers	61%	59%	51%	63%	61%
Reserve Ret Enlisted	93%	87%	89%	89%	91%
Reserve Ret Officers	92%	90%	88%	88%	90%
All Enlisted	67%	53%	40%	64%	61%
All Officers	80%	75%	65%	78%	78%
All	71%	58%	47%	67%	65%

Participants include retirees who have a current SBP election or who, due to the loss of an eligible beneficiary, are not currently paying an SBP premium.

The denominator of the participation rate excludes retirees who have never had an eligible spouse or child beneficiary.

Survivor Benefit Plan (SBP) Participation Rates of Military Personnel Who Retired During Fiscal Year 2014

	<u>Army</u>	<u>Navy</u>	<u>Marines</u>	<u>Air Force</u>	<u>Total</u>
Non Disabled Enlisted (No Reserves)	77%	64%	62%	76%	73%
Non Disabled Officers (No Reserves)	79%	73%	71%	81%	78%
Disabled Enlisted	78%	75%	58%	71%	75%
Disabled Officers	77%	67%	68%	67%	75%
Reserve Ret Enlisted	95%	90%	98%	89%	93%
Reserve Ret Officers	92%	88%	91%	87%	90%
All Enlisted	81%	69%	62%	78%	77%
All Officers	83%	79%	74%	82%	81%
All	82%	72%	65%	79%	78%

Military Personnel Who Retired During Fiscal Year 2013

	<u>Army</u>	<u>Navy</u>	<u>Marines</u>	<u>Air Force</u>	<u>Total</u>
Non Disabled Enlisted (No Reserves)	77%	68%	68%	81%	76%
Non Disabled Officers (No Reserves)	79%	76%	79%	84%	80%
Disabled Enlisted	76%	75%	69%	75%	75%
Disabled Officers	73%	84%	67%	74%	73%
Reserve Ret Enlisted	96%	89%	92%	90%	93%
Reserve Ret Officers	92%	91%	92%	88%	91%
All Enlisted	81%	72%	69%	83%	79%
All Officers	83%	81%	80%	85%	83%
All	81%	75%	72%	83%	80%

Participants include retirees who have a current SBP election or who, due to the loss of an eligible beneficiary, are not currently paying an SBP premium.

The denominator of the participation rate excludes retirees who have never had an eligible spouse or child beneficiary.

**Ratio of Base Amount Selected for SBP to Gross Retired Pay for
Military Retirees as of September 30, 2014**

	<u>Army</u>	<u>Navy</u>	<u>Marines</u>	<u>Air Force</u>	<u>Total</u>
Non Disabled Enlisted (No Reserves)	86%	88%	90%	82%	85%
Non Disabled Officers (No Reserves)	82%	82%	82%	76%	80%
Disabled Enlisted	97%	93%	98%	94%	96%
Disabled Officers	92%	85%	87%	90%	90%
Reserve Ret Enlisted	100%	99%	99%	100%	100%
Reserve Ret Officers	99%	97%	98%	98%	98%
All Enlisted	90%	89%	92%	85%	88%
All Officers	86%	85%	83%	79%	83%
All	88%	87%	87%	82%	86%

Military Retirees as of September 30, 2013

	<u>Army</u>	<u>Navy</u>	<u>Marines</u>	<u>Air Force</u>	<u>Total</u>
Non Disabled Enlisted (No Reserves)	86%	87%	90%	82%	85%
Non Disabled Officers (No Reserves)	82%	82%	81%	76%	79%
Disabled Enlisted	97%	93%	98%	94%	96%
Disabled Officers	92%	85%	86%	89%	90%
Reserve Ret Enlisted	100%	99%	99%	100%	100%
Reserve Ret Officers	99%	97%	98%	98%	98%
All Enlisted	90%	89%	91%	84%	88%
All Officers	86%	85%	83%	79%	83%
All	88%	86%	87%	82%	85%

**Ratio of Base Amount Selected for SBP to Gross Retired Pay for
Military Personnel Who Retired During Fiscal Year 2014**

	<u>Army</u>	<u>Navy*</u>	<u>Marines*</u>	<u>Air Force</u>	<u>Total</u>
Non Disabled Enlisted (No Reserves)	98%	101%	100%	99%	99%
Non Disabled Officers (No Reserves)	95%	97%	97%	95%	95%
Disabled Enlisted	99%	99%	100%	98%	99%
Disabled Officers	97%	99%	100%	96%	97%
Reserve Ret Enlisted	100%	99%	99%	99%	100%
Reserve Ret Officers	99%	99%	99%	99%	99%
All Enlisted	99%	100%	100%	99%	99%
All Officers	96%	98%	97%	95%	96%
All	97%	99%	99%	97%	98%

Military Personnel Who Retired During Fiscal Year 2013

	<u>Army</u>	<u>Navy*</u>	<u>Marines</u>	<u>Air Force</u>	<u>Total</u>
Non Disabled Enlisted (No Reserves)	98%	102%	102%	99%	99%
Non Disabled Officers (No Reserves)	95%	97%	98%	95%	96%
Disabled Enlisted	99%	100%	100%	98%	99%
Disabled Officers	97%	99%	99%	93%	97%
Reserve Ret Enlisted	100%	99%	99%	100%	100%
Reserve Ret Officers	99%	99%	99%	99%	99%
All Enlisted	99%	101%	101%	99%	99%
All Officers	96%	98%	98%	96%	97%
All	98%	99%	99%	98%	98%

*A ratio of greater than 100% is due to the number of retirees choosing CSB/Redux.
If the member elects CSB/Redux and is subject to a penalty for service under 30 years in the calculation of retired pay, the maximum base amount is equal to the full retired pay without the penalty.

SBP Participation Rates for Those Retiring in Fiscal Years 1990 - 2014

	---- ARMY ----			---- NAVY ----			---- MARINES ----			---- AIR FORCE ----			---- ALL DOD ----		
	Enlisted	Officers	Both	Enlisted	Officers	Both	Enlisted	Officers	Both	Enlisted	Officers	Both	Enlisted	Officers	Both
1990	56%	77%	63%	40%	67%	48%	36%	65%	45%	65%	77%	68%	54%	74%	60%
1991	55%	74%	61%	44%	69%	52%	32%	65%	42%	64%	76%	67%	55%	73%	60%
1992	52%	74%	58%	46%	70%	53%	33%	63%	42%	63%	77%	67%	53%	73%	59%
1993	53%	74%	60%	43%	69%	49%	31%	64%	41%	62%	75%	65%	52%	73%	58%
1994	53%	70%	57%	55%	74%	61%	36%	61%	42%	66%	79%	69%	57%	73%	62%
1995	63%	81%	67%	55%	75%	59%	47%	65%	51%	62%	77%	65%	60%	77%	64%
1996	68%	80%	72%	53%	72%	57%	45%	66%	50%	70%	80%	73%	63%	78%	67%
1997	68%	82%	72%	54%	73%	59%	45%	63%	50%	74%	84%	77%	65%	79%	69%
1998	71%	83%	74%	55%	76%	60%	47%	67%	52%	75%	83%	77%	67%	80%	70%
1999	72%	83%	75%	54%	73%	58%	49%	66%	53%	74%	83%	76%	66%	80%	69%
2000	72%	81%	74%	57%	75%	61%	47%	68%	53%	73%	82%	75%	67%	79%	70%
2001	71%	80%	73%	51%	72%	56%	48%	64%	52%	72%	79%	73%	65%	77%	68%
2002	75%	83%	77%	52%	75%	58%	49%	63%	52%	74%	82%	76%	67%	79%	70%
2003	78%	84%	80%	53%	76%	59%	49%	69%	54%	75%	82%	76%	69%	81%	72%
2004	76%	83%	78%	58%	74%	61%	56%	72%	60%	77%	81%	78%	71%	80%	73%
2005	79%	83%	80%	58%	75%	63%	60%	74%	64%	79%	81%	80%	73%	80%	75%
2006	80%	85%	81%	62%	77%	66%	63%	73%	66%	80%	84%	81%	75%	82%	77%
2007	83%	87%	84%	63%	77%	67%	67%	74%	69%	81%	84%	82%	78%	83%	79%
2008	85%	86%	85%	66%	75%	68%	68%	75%	70%	81%	82%	82%	79%	82%	80%
2009	86%	87%	86%	70%	79%	72%	71%	72%	71%	82%	85%	83%	81%	84%	81%
2010	85%	88%	86%	67%	78%	70%	69%	74%	70%	82%	86%	83%	80%	85%	81%
2011	85%	86%	85%	70%	77%	72%	71%	78%	73%	82%	85%	82%	80%	83%	81%
2012	83%	85%	83%	70%	78%	72%	68%	75%	70%	81%	82%	82%	79%	82%	80%
2013	81%	83%	81%	72%	81%	75%	69%	80%	72%	83%	85%	83%	79%	83%	80%
2014	81%	83%	82%	69%	79%	72%	62%	74%	65%	78%	82%	79%	77%	81%	78%

Ratio of Base Amount Selected for SBP to Gross Pay for Those Retiring in Fiscal Years 1990 - 2014

	---- ARMY ----			---- NAVY ----			---- MARINES ----			---- AIR FORCE ----			---- ALL DOD ----		
	Enlisted	Officers	Both	Enlisted	Officers	Both	Enlisted	Officers	Both	Enlisted	Officers	Both	Enlisted	Officers	Both
1990	81%	79%	80%	75%	75%	75%	77%	79%	78%	75%	71%	73%	77%	75%	76%
1991	85%	82%	84%	83%	78%	80%	87%	82%	84%	80%	74%	77%	82%	78%	80%
1992	84%	81%	82%	86%	81%	83%	84%	78%	80%	80%	74%	77%	83%	78%	80%
1993	84%	79%	81%	86%	83%	84%	84%	76%	79%	80%	74%	77%	83%	78%	80%
1994	84%	79%	82%	88%	80%	83%	91%	79%	84%	80%	73%	77%	85%	84%	84%
1995	84%	81%	83%	90%	81%	86%	91%	80%	85%	81%	73%	78%	84%	78%	82%
1996	85%	81%	83%	91%	84%	88%	89%	77%	82%	79%	73%	76%	84%	79%	82%
1997	86%	82%	84%	91%	85%	88%	90%	79%	84%	80%	75%	78%	85%	80%	83%
1998	87%	84%	85%	91%	85%	88%	93%	81%	87%	84%	77%	81%	86%	82%	84%
1999	88%	85%	86%	93%	87%	90%	93%	85%	89%	85%	78%	82%	88%	83%	86%
2000	88%	85%	86%	93%	88%	90%	94%	84%	88%	86%	78%	82%	89%	83%	86%
2001	89%	84%	86%	93%	88%	90%	93%	83%	88%	86%	78%	83%	89%	83%	86%
2002	89%	86%	88%	93%	89%	91%	92%	84%	88%	87%	82%	85%	89%	86%	88%
2003	90%	87%	89%	94%	90%	92%	93%	90%	92%	85%	81%	83%	89%	86%	87%
2004	90%	87%	89%	94%	91%	93%	93%	88%	90%	86%	82%	84%	90%	86%	88%
2005	91%	89%	90%	96%	93%	94%	94%	88%	91%	87%	87%	87%	89%	86%	87%
2006	92%	92%	92%	97%	94%	95%	95%	92%	94%	90%	88%	89%	93%	91%	92%
2007	94%	93%	94%	97%	96%	97%	95%	94%	95%	93%	91%	92%	94%	93%	94%
2008	96%	95%	95%	99%	95%	97%	99%	96%	97%	93%	93%	93%	95%	94%	95%
2009	98%	95%	96%	100%	96%	98%	98%	96%	97%	95%	93%	94%	97%	95%	96%
2010	97%	95%	96%	99%	96%	98%	98%	96%	97%	95%	93%	94%	97%	95%	96%
2011	98%	95%	97%	100%	97%	99%	99%	96%	98%	96%	94%	95%	97%	95%	96%
2012	98%	95%	97%	100%	96%	98%	100%	99%	99%	97%	94%	96%	98%	95%	97%
2013	99%	96%	98%	101%	98%	99%	101%	98%	99%	99%	96%	98%	99%	97%	98%
2014	99%	96%	97%	100%	98%	99%	100%	97%	99%	99%	95%	97%	99%	96%	98%

A ratio of greater than 100% is due to the number of retirees choosing CSB/Redux.
 NOTE: Use caution when computing historical trends. Some annual changes are due to data reporting differences.
 2012 rates start a new methodology.

Estimated SBP Costs To Retirees And Benefit Payments To Surviving Retiree Families For Fiscal Years 1973-2014 - Excludes RSFPP (Payments in Thousands)

	----- Cost to Retirees -----				----- Payments to Surviving Families -----								
	Average Number Making SBP Payments	Average Number with SBP Paid Up	Fiscal Year Cost to Retirees	Cumulative Cost to Retirees	----- All SBP Including SSIA -----			----- Survivors Receiving SBP Benefit -----			----- SBP Exc Min Inc & DOAD -----		
					Average Number Of Surviving Families Receiving Annuities	Fiscal Year Payments to Families	Cumulative Payments to Families	Average Number Of Surviving Families Receiving Annuities	Fiscal Year Payments to Families	Cumulative Payments to Families	Average Number Of Surviving Families Receiving Annuities	Fiscal Year Payments to Families	Cumulative Payments to Families
1973	129,963		\$36,145	\$36,145	1,950	\$5,700	\$5,700	1,950	\$5,700	\$5,700	438	\$1,295	\$1,295
1974	367,134		\$111,974	\$148,119	6,725	\$19,661	\$25,361	6,725	\$19,661	\$25,361	5,490	\$16,052	\$17,347
1975	496,368		\$177,593	\$325,712	14,281	\$41,751	\$67,112	14,281	\$41,751	\$67,112	10,345	\$36,255	\$53,602
1976	533,507		\$226,726	\$552,438	20,852	\$66,899	\$134,011	20,852	\$66,899	\$134,011	16,655	\$61,181	\$114,783
1977	558,052		\$338,736	\$891,174	29,907	\$99,676	\$233,687	29,907	\$99,676	\$233,687	23,658	\$90,660	\$205,443
1978	576,464		\$311,088	\$1,202,262	35,017	\$128,863	\$362,550	35,017	\$128,863	\$362,550	30,735	\$120,645	\$326,088
1979	601,544		\$362,604	\$1,564,866	41,581	\$167,469	\$530,019	41,581	\$167,469	\$530,019	37,331	\$157,810	\$483,898
1980	624,463		\$429,662	\$1,994,528	48,797	\$223,165	\$753,184	48,797	\$223,165	\$753,184	44,574	\$211,535	\$695,433
1981	638,168		\$500,754	\$2,495,282	56,765	\$292,913	\$1,046,097	56,765	\$292,913	\$1,046,097	52,324	\$277,735	\$973,168
1982	668,872		\$570,505	\$3,065,787	62,947	\$350,311	\$1,396,408	62,947	\$350,311	\$1,396,408	58,140	\$329,981	\$1,303,149
1983	755,159		\$652,536	\$3,718,323	68,930	\$406,887	\$1,803,295	68,930	\$406,887	\$1,803,295	64,020	\$386,792	\$1,689,941
1984	761,427		\$664,993	\$4,383,316	77,284	\$460,955	\$2,264,250	77,284	\$460,955	\$2,264,250	72,399	\$441,324	\$2,131,265
1985	767,623		\$686,997	\$5,070,313	87,329	\$515,788	\$2,780,038	87,329	\$515,788	\$2,780,038	82,521	\$496,561	\$2,627,826
1986	772,355		\$686,555	\$5,756,868	97,525	\$573,940	\$3,353,978	97,525	\$573,940	\$3,353,978	92,857	\$555,546	\$3,183,372
1987	775,581		\$691,442	\$6,448,310	108,395	\$627,986	\$3,981,964	108,395	\$627,986	\$3,981,964	103,853	\$609,783	\$3,793,155
1988	781,323		\$717,655	\$7,165,965	119,885	\$704,853	\$4,686,817	119,885	\$704,853	\$4,686,817	115,447	\$686,991	\$4,479,646
1989	792,765		\$746,627	\$7,912,592	130,455	\$791,170	\$5,477,987	130,455	\$791,170	\$5,477,987	126,119	\$772,233	\$5,251,879
1990	801,809		\$708,000	\$8,620,592	141,119	\$883,457	\$6,361,444	141,119	\$883,457	\$6,361,444	136,903	\$863,784	\$6,115,663
1991	809,955		\$691,816	\$9,312,408	151,583	\$989,282	\$7,350,726	151,583	\$989,282	\$7,350,726	147,465	\$968,851	\$7,084,514
1992	824,037		\$722,157	\$10,034,565	162,139	\$1,083,409	\$8,434,135	162,139	\$1,083,409	\$8,434,135	158,133	\$1,063,118	\$8,147,632
1993	863,204		\$822,955	\$10,857,520	172,425	\$1,177,185	\$9,611,320	172,425	\$1,177,185	\$9,611,320	168,527	\$1,156,845	\$9,304,477
1994	886,662		\$878,499	\$11,736,019	182,484	\$1,272,172	\$10,883,492	182,484	\$1,272,172	\$10,883,492	178,780	\$1,251,511	\$10,555,988
1995	899,868		\$897,274	\$12,633,293	192,480	\$1,365,805	\$12,249,297	192,480	\$1,365,805	\$12,249,297	188,809	\$1,339,725	\$11,895,713
1996	911,124		\$916,559	\$13,549,852	203,149	\$1,466,733	\$13,716,030	203,149	\$1,466,733	\$13,716,030	199,664	\$1,446,432	\$13,342,145
1997	916,860		\$936,764	\$14,486,616	212,726	\$1,570,632	\$15,286,662	212,726	\$1,570,632	\$15,286,662	209,551	\$1,549,767	\$14,891,912
1998	922,183		\$951,813	\$15,438,429	221,154	\$1,652,227	\$16,938,889	221,154	\$1,652,227	\$16,938,889	218,186	\$1,633,842	\$16,525,754
1999	923,481		\$955,618	\$16,394,047	229,292	\$1,720,042	\$18,658,931	229,292	\$1,720,042	\$18,658,931	226,420	\$1,702,235	\$18,227,989
2000	919,121		\$968,357	\$17,362,404	237,242	\$1,802,503	\$20,461,434	237,242	\$1,802,503	\$20,461,434	234,483	\$1,785,179	\$20,013,168
2001	920,934		\$994,743	\$18,357,147	241,609	\$1,917,434	\$22,378,868	241,609	\$1,917,434	\$22,378,868	238,880	\$1,899,928	\$21,913,096
2002	919,401		\$1,012,177	\$19,369,324	254,332	\$2,024,308	\$24,403,176	254,332	\$2,024,308	\$24,403,176	251,679	\$2,006,616	\$23,919,712
2003	921,117		\$1,054,718	\$20,424,042	254,124	\$2,050,771	\$26,453,947	254,124	\$2,050,771	\$26,453,947	251,559	\$2,033,555	\$25,952,967
2004	926,081		\$1,077,290	\$21,501,332	264,239	\$2,145,596	\$28,599,543	264,239	\$2,145,596	\$28,599,543	259,936	\$2,122,422	\$28,075,389
2005	935,824		\$1,101,562	\$22,602,894	269,831	\$2,224,890	\$30,824,433	269,831	\$2,224,890	\$30,824,433	264,446	\$2,196,603	\$30,271,992
2006	946,732		\$1,158,982	\$23,761,876	275,633	\$2,560,532	\$33,384,965	275,633	\$2,560,532	\$33,384,965	269,413	\$2,525,351	\$32,797,343
2007	964,414		\$1,207,162	\$24,969,038	279,947	\$2,886,828	\$36,271,793	279,947	\$2,886,828	\$36,271,793	272,872	\$2,842,944	\$35,640,287
2008	979,777		\$1,253,157	\$26,222,195	283,318	\$3,239,325	\$39,511,118	283,318	\$3,239,325	\$39,511,118	275,190	\$3,183,522	\$38,823,809
2009	874,613	132,512	\$1,117,848	\$27,340,043	317,292	\$3,606,197	\$43,117,315	286,425	\$3,573,341	\$43,084,459	277,323	\$3,505,342	\$42,329,151
2010	879,613	134,743	\$1,140,287	\$28,480,330	319,612	\$3,665,365	\$46,782,679	288,384	\$3,625,782	\$46,710,241	278,713	\$3,551,023	\$45,880,174
2011	888,834	137,062	\$1,162,385	\$29,642,715	322,233	\$3,672,341	\$50,455,020	288,843	\$3,624,448	\$50,334,689	278,714	\$3,544,475	\$49,424,649
2012	889,557	146,751	\$1,207,810	\$30,850,525	323,522	\$3,783,297	\$54,238,317	289,357	\$3,727,412	\$54,062,101	278,693	\$3,639,510	\$53,064,159
2013	892,517	151,041	\$1,247,563	\$32,098,088	323,903	\$3,829,963	\$58,068,280	288,290	\$3,765,443	\$57,827,544	277,275	\$3,671,324	\$56,735,483
2014	908,326	149,291	\$1,302,951	\$33,401,039	323,511	\$3,889,834	\$61,958,114	286,571	\$3,779,551	\$61,607,095	275,383	\$3,681,023	\$60,416,506

*Fiscal years 73-76 are July to June. Fiscal Year 77 is July to September (15 months). Fiscal Years 78-Present are October to September.
 For Fiscal Years 1973-1979, only end month data was available. The estimate is the average of the end month and the previous year end month multiplied by 12.
 For Fiscal Years 1980-1989 and 1991-2002, costs and counts of people are estimated by multiplying the midpoint of the fiscal year, March by 12.
 For Fiscal Year 1990, legislation significantly reducing SBP costs to retirees became effective March 1, 1990. Figures for FY90 were estimated by multiplying the December numbers by 5 and the June numbers by 7 and adding.
 For Fiscal Year 2003 and forward, costs and counts of people are obtained by looking at each monthly file during the year and averaging or adding.
 SSIA payments began in FY2009. Count and dollar amounts before FY2009 do not include SSIA survivors.
 Beginning in Fiscal Year 2009, retirees could have an SBP beneficiary and not be paying premiums.
 Number with SBP Paid Up does not include those who do not have a current beneficiary.

Military Retirees as of September 30, 2014 by Age and Survivor Benefit Election

AGE	OFFICERS					RSFPP						SBP					
	TOTAL RETIRED	RSFPP ONLY	SBP ONLY	BOTH	*NEITHER	TOTAL	SPOUSE	CHILD	SPOUSE/	TOTAL	SPOUSE	CHILD	SPOUSE/	INSURE	NO ELIG		
						RSFPP	ONLY	ONLY	CHILD	RSFPP	ONLY	ONLY	CHILD	INTEREST	BENEF		
17	0	0	0	0	0	0	0	0	0	0	0	0	0	0	0		
18	0	0	0	0	0	0	0	0	0	0	0	0	0	0	0		
19	0	0	0	0	0	0	0	0	0	0	0	0	0	0	0		
20	0	0	0	0	0	0	0	0	0	0	0	0	0	0	0		
21	0	0	0	0	0	0	0	0	0	0	0	0	0	0	0		
22	0	0	0	0	0	0	0	0	0	0	0	0	0	0	0		
23	1	0	0	0	1	0	0	0	0	0	0	0	0	0	0		
24	8	0	1	0	7	0	0	0	0	1	0	0	1	0	0		
25	20	0	5	0	15	0	0	0	0	5	4	1	0	0	0		
26	42	0	10	0	32	0	0	0	0	10	9	0	0	1	0		
27	78	0	14	0	64	0	0	0	0	14	9	0	3	1	1		
28	73	0	20	0	53	0	0	0	0	20	13	0	6	0	1		
29	121	0	34	0	87	0	0	0	0	34	21	3	7	1	2		
30	123	0	38	0	85	0	0	0	0	38	18	4	12	0	4		
31	178	0	71	0	107	0	0	0	0	71	36	7	24	0	4		
32	202	0	73	0	129	0	0	0	0	73	31	11	28	0	3		
33	192	0	85	0	107	0	0	0	0	85	38	16	25	1	5		
34	256	0	112	0	144	0	0	0	0	112	41	16	47	0	8		
35	233	0	113	0	120	0	0	0	0	113	39	16	52	1	5		
36	257	0	134	0	123	0	0	0	0	134	39	25	60	0	10		
37	298	0	164	0	134	0	0	0	0	164	50	35	66	0	13		
38	373	0	200	0	173	0	0	0	0	200	56	39	96	0	9		
39	538	0	337	0	201	0	0	0	0	337	89	78	161	1	8		
40	721	0	455	0	266	0	0	0	0	455	109	104	229	0	13		
41	1,073	0	722	0	351	0	0	0	0	722	175	146	383	1	17		
42	1,625	0	1,078	0	547	0	0	0	0	1,078	271	212	572	1	22		
43	2,504	0	1,678	0	826	0	0	0	0	1,678	386	374	879	0	39		
44	3,260	0	2,206	0	1,054	0	0	0	0	2,206	511	431	1,207	1	56		
45	3,869	0	2,633	0	1,236	0	0	0	0	2,633	652	496	1,396	0	89		
46	4,404	0	3,013	0	1,391	0	0	0	0	3,013	764	521	1,626	2	100		
47	5,126	0	3,573	0	1,553	0	0	0	0	3,573	897	614	1,918	1	143		
48	5,883	0	4,096	0	1,787	0	0	0	0	4,096	1,082	674	2,185	2	153		
49	6,665	0	4,559	0	2,106	0	0	0	0	4,559	1,249	750	2,375	0	185		
50	7,866	0	5,408	0	2,458	0	0	0	0	5,408	1,683	850	2,591	3	281		
51	7,942	0	5,495	0	2,447	0	0	0	0	5,495	1,920	797	2,491	3	284		
52	8,141	0	5,592	0	2,549	0	0	0	0	5,592	2,217	690	2,330	3	352		
53	8,676	0	5,958	0	2,718	0	0	0	0	5,958	2,475	783	2,277	2	421		
54	8,727	0	5,947	0	2,780	0	0	0	0	5,947	2,769	666	2,016	1	495		
55	9,137	0	6,163	0	2,974	0	0	0	0	6,163	3,123	627	1,763	0	650		
56	9,559	0	6,404	0	3,155	0	0	0	0	6,404	3,649	611	1,424	3	717		
57	10,202	0	6,735	0	3,467	0	0	0	0	6,735	4,090	531	1,296	1	817		
58	10,368	0	6,874	0	3,494	0	0	0	0	6,874	4,398	483	1,041	3	949		
59	10,905	0	7,301	0	3,604	0	0	0	0	7,301	4,968	394	883	4	1,052		
60	15,072	0	10,477	0	4,595	0	0	0	0	10,477	7,757	494	1,127	28	1,071		
61	16,320	0	11,446	0	4,874	0	0	0	0	11,446	8,762	438	1,053	28	1,165		
62	16,560	0	11,640	0	4,920	0	0	0	0	11,640	9,127	412	819	25	1,257		
63	16,569	0	11,634	0	4,935	0	0	0	0	11,634	9,330	340	663	45	1,256		
64	17,499	0	12,535	0	4,964	0	0	0	0	12,535	10,248	294	538	26	1,429		
65	19,964	0	14,460	0	5,504	0	0	0	0	14,460	11,925	287	533	48	1,667		
66	21,028	0	15,427	0	5,601	0	0	0	0	15,427	12,970	280	442	28	1,707		

Military Retirees as of September 30, 2014 by Age and Survivor Benefit Election

AGE	OFFICERS						RSFPP						SBP					
	TOTAL RETIRED	RSFPP ONLY	SBP ONLY	BOTH	*NEITHER		TOTAL RSFPP	SPOUSE ONLY	CHILD ONLY	SPOUSE/ CHILD	TOTAL	SPOUSE ONLY	CHILD ONLY	SPOUSE/ CHILD	INSURE INTEREST	NO ELIG BENEF		
67	24,437	0	18,055	1	6,381	1	1	0	0	18,056	15,213	325	440	28	2,050			
68	19,078	0	14,193	0	4,885	0	0	0	0	14,193	11,952	221	293	38	1,689			
69	16,753	0	12,513	1	4,239	1	1	0	0	12,514	10,517	192	240	23	1,542			
70	16,213	0	12,157	0	4,056	0	0	0	0	12,157	10,187	208	208	26	1,528			
71	17,009	0	12,511	0	4,498	0	0	0	0	12,511	10,493	191	188	21	1,618			
72	14,389	0	10,525	0	3,864	0	0	0	0	10,525	8,771	171	132	28	1,423			
73	13,367	1	9,561	0	3,805	1	0	0	1	9,561	7,876	143	120	18	1,404			
74	12,967	0	9,370	1	3,596	1	0	0	1	9,371	7,717	146	105	15	1,388			
75	12,279	0	9,034	0	3,245	0	0	0	0	9,034	7,513	123	83	15	1,300			
76	11,943	0	8,711	1	3,231	1	0	0	1	8,712	7,170	127	90	23	1,302			
77	11,236	0	8,315	0	2,921	0	0	0	0	8,315	6,875	113	92	12	1,223			
78	10,690	0	7,916	1	2,773	1	0	0	1	7,917	6,434	122	109	15	1,237			
79	10,524	0	8,006	3	2,515	3	0	1	2	8,009	6,443	114	83	11	1,358			
80	10,200	3	7,879	2	2,316	5	2	0	3	7,881	6,320	112	67	12	1,370			
81	9,909	5	7,709	15	2,180	20	7	1	12	7,724	6,114	103	73	14	1,420			
82	9,420	8	7,387	19	2,006	27	2	5	20	7,406	5,881	99	69	16	1,341			
83	9,136	11	7,239	42	1,844	53	11	10	32	7,281	5,701	89	53	9	1,429			
84	8,718	11	6,906	38	1,763	49	12	2	35	6,944	5,309	105	60	20	1,450			
85	7,341	21	5,903	59	1,358	80	11	12	57	5,962	4,492	66	75	10	1,319			
86	5,551	19	4,432	50	1,050	69	20	8	41	4,482	3,279	75	74	12	1,042			
87	3,753	9	3,011	46	687	55	19	4	32	3,057	2,206	47	32	6	766			
88	3,583	10	2,900	63	610	73	26	9	38	2,963	2,103	43	46	4	767			
89	3,989	18	3,278	78	615	96	25	5	66	3,356	2,284	62	38	7	965			
90	4,121	30	3,359	73	659	103	30	5	68	3,432	2,236	43	46	7	1,100			
91	3,753	11	3,051	66	625	77	22	7	48	3,117	2,018	31	41	8	1,019			
92	3,585	22	2,883	71	609	93	22	7	64	2,954	1,834	24	41	5	1,050			
93	3,216	14	2,643	51	508	65	14	10	41	2,694	1,584	38	36	4	1,032			
94	2,554	5	2,060	51	438	56	22	4	30	2,111	1,233	29	25	4	820			
95	1,722	11	1,416	20	275	31	11	3	17	1,436	808	6	9	3	610			
96	1,272	1	1,052	22	197	23	11	2	10	1,074	583	3	12	0	476			
97	726	2	597	12	115	14	5	2	7	609	339	2	4	0	264			
98	425	1	348	5	71	6	2	0	4	353	190	3	2	0	158			
99	263	1	231	3	28	4	1	0	3	234	127	1	0	0	106			
100+	305	0	240	1	64	1	1	0	0	241	91	2	2	1	145			
UNK	1	0	0	0	1	0	0	0	0	0	0	0	0	0	0			
TOT	537,086	214	390,311	795	145,766	1,009	278	97	634	391,106	279,893	16,729	39,633	680	54,171			

* Neither includes 32,307 retirees who never had an eligible spouse or child beneficiary.

Military Retirees as of September 30, 2014 by Age and Survivor Benefit Election

AGE						ENLISTED									
	TOTAL RETIRED	RSFPP ONLY	SBP ONLY	BOTH	*NEITHER	RSFPP				SBP					
						TOTAL RSFPP	SPOUSE ONLY	CHILD ONLY	SPOUSE/ CHILD	TOTAL	SPOUSE ONLY	CHILD ONLY	SPOUSE/ CHILD	INSURE INTEREST	NO ELIG BENEF
17	0	0	0	0	0	0	0	0	0	0	0	0	0	0	0
18	3	0	1	0	2	0	0	0	0	1	1	0	0	0	0
19	29	0	7	0	22	0	0	0	0	7	6	0	1	0	0
20	112	0	41	0	71	0	0	0	0	41	35	1	4	1	0
21	355	0	122	0	233	0	0	0	0	122	106	4	10	2	0
22	822	0	277	0	545	0	0	0	0	277	206	16	45	5	5
23	1,497	0	561	0	936	0	0	0	0	561	398	38	103	7	15
24	2,224	0	933	0	1,291	0	0	0	0	933	647	57	194	6	29
25	2,835	0	1,254	0	1,581	0	0	0	0	1,254	775	107	306	10	56
26	3,458	0	1,581	0	1,877	0	0	0	0	1,581	897	133	474	14	63
27	4,042	0	2,016	0	2,026	0	0	0	0	2,016	1,128	188	608	13	79
28	4,684	0	2,434	0	2,250	0	0	0	0	2,434	1,258	260	814	10	92
29	5,045	0	2,670	0	2,375	0	0	0	0	2,670	1,331	307	912	11	109
30	5,054	0	2,802	0	2,252	0	0	0	0	2,802	1,300	370	995	6	131
31	5,103	0	3,013	0	2,090	0	0	0	0	3,013	1,323	425	1,138	11	116
32	4,930	0	2,862	0	2,068	0	0	0	0	2,862	1,198	422	1,118	12	112
33	4,555	0	2,647	0	1,908	0	0	0	0	2,647	1,026	429	1,085	11	96
34	4,624	0	2,799	0	1,825	0	0	0	0	2,799	1,013	499	1,173	10	104
35	4,354	0	2,629	0	1,725	0	0	0	0	2,629	958	480	1,074	11	106
36	4,108	0	2,531	0	1,577	0	0	0	0	2,531	893	494	1,052	1	91
37	4,036	0	2,529	0	1,507	0	0	0	0	2,529	835	477	1,114	5	98
38	4,642	0	2,947	0	1,695	0	0	0	0	2,947	1,013	601	1,253	7	73
39	7,028	0	4,558	0	2,470	0	0	0	0	4,558	1,594	833	2,022	12	97
40	9,446	0	6,158	0	3,288	0	0	0	0	6,158	2,079	1,141	2,793	15	130
41	11,876	0	7,714	0	4,162	0	0	0	0	7,714	2,501	1,525	3,467	12	209
42	14,632	0	9,688	0	4,944	0	0	0	0	9,688	3,058	1,899	4,419	16	296
43	18,268	0	11,861	0	6,407	0	0	0	0	11,861	3,560	2,448	5,390	16	447
44	19,866	0	12,836	0	7,030	0	0	0	0	12,836	3,878	2,523	5,878	30	527
45	21,174	0	13,797	0	7,377	0	0	0	0	13,797	4,172	2,768	6,089	35	733
46	23,775	0	15,015	0	8,760	0	0	0	0	15,015	4,816	2,904	6,302	13	980
47	26,041	0	16,174	0	9,867	0	0	0	0	16,174	5,516	3,114	6,265	16	1,263
48	28,894	0	17,829	0	11,065	0	0	0	0	17,829	6,588	3,287	6,439	17	1,498
49	32,073	0	19,144	0	12,929	0	0	0	0	19,144	7,510	3,349	6,296	27	1,962
50	35,359	0	20,822	0	14,537	0	0	0	0	20,822	8,636	3,449	6,128	28	2,581
51	37,695	0	21,564	0	16,131	0	0	0	0	21,564	9,510	3,283	5,715	33	3,023
52	39,237	0	22,030	0	17,207	0	0	0	0	22,030	10,319	3,096	4,819	29	3,767
53	40,767	0	22,000	0	18,767	0	0	0	0	22,000	10,751	2,856	4,154	24	4,215
54	40,548	0	21,606	0	18,942	0	0	0	0	21,606	11,017	2,506	3,408	35	4,640
55	40,329	0	21,184	0	19,145	0	0	0	0	21,184	11,327	2,248	2,813	10	4,786
56	38,831	0	19,811	0	19,020	0	0	0	0	19,811	10,899	1,794	2,201	28	4,889
57	37,838	0	19,203	0	18,635	0	0	0	0	19,203	10,926	1,360	1,847	28	5,042
58	36,420	0	18,022	0	18,398	0	0	0	0	18,022	10,465	1,122	1,430	18	4,987
59	35,963	0	17,710	0	18,253	0	0	0	0	17,710	10,649	978	1,096	19	4,968
60	44,536	0	24,571	0	19,965	0	0	0	0	24,571	16,847	1,163	1,475	92	4,994
61	46,261	0	26,168	0	20,093	0	0	0	0	26,168	18,493	1,166	1,356	123	5,030
62	46,650	0	26,830	0	19,820	0	0	0	0	26,830	19,268	1,106	1,135	175	5,146
63	45,255	0	26,023	0	19,232	0	0	0	0	26,023	19,406	921	849	156	4,691
64	46,475	3	26,146	0	20,326	3	2	0	1	26,146	19,989	761	784	132	4,480
65	50,283	3	28,235	0	22,045	3	2	0	1	28,235	21,588	720	710	151	5,066
66	51,452	2	29,076	0	22,374	2	1	0	1	29,076	22,378	714	593	157	5,234

Military Retirees as of September 30, 2014 by Age and Survivor Benefit Election

AGE	TOTAL RETIRED	ENLISTED					RSFPP				SBP					
		RSFPP ONLY	SBP ONLY	BOTH	*NEITHER	TOTAL RSFPP	SPOUSE ONLY	CHILD ONLY	SPOUSE/ CHILD	TOTAL	SPOUSE ONLY	CHILD ONLY	SPOUSE/ CHILD	INSURE INTEREST	NO ELIG BENEF	
67	53,961	5	30,467	0	23,489	5	1	2	2	30,467	23,867	689	591	110	5,210	
68	39,648	3	22,237	0	17,408	3	2	0	1	22,237	17,517	451	370	119	3,780	
69	33,606	4	18,893	2	14,707	6	4	0	2	18,895	14,768	434	302	87	3,304	
70	32,630	3	17,969	0	14,658	3	1	1	1	17,969	14,009	371	220	91	3,278	
71	34,700	3	18,737	1	15,959	4	2	1	1	18,738	14,732	356	234	83	3,333	
72	31,853	3	16,833	0	15,017	3	1	0	2	16,833	13,047	271	170	65	3,280	
73	28,964	0	15,261	0	13,703	0	0	0	0	15,261	11,727	256	143	57	3,078	
74	27,775	3	15,033	1	12,738	4	2	0	2	15,034	11,631	197	141	60	3,005	
75	27,408	1	15,180	0	12,227	1	0	0	1	15,180	11,773	204	126	38	3,039	
76	28,637	3	16,353	0	12,281	3	1	0	2	16,353	12,574	223	158	40	3,358	
77	28,504	3	16,501	0	12,000	3	1	1	1	16,501	12,586	186	136	45	3,548	
78	27,414	0	16,219	2	11,193	2	0	0	2	16,221	12,245	190	166	29	3,591	
79	25,125	17	15,085	9	10,014	26	6	3	17	15,094	11,466	165	112	24	3,327	
80	22,545	45	13,275	25	9,200	70	8	11	51	13,300	10,117	117	114	24	2,928	
81	20,709	54	12,031	43	8,581	97	18	13	66	12,074	9,089	101	90	23	2,771	
82	19,956	68	11,398	80	8,410	148	24	23	101	11,478	8,666	114	77	15	2,606	
83	18,944	99	10,944	89	7,812	188	31	27	130	11,033	8,283	89	68	12	2,581	
84	17,932	99	10,174	108	7,551	207	35	34	138	10,282	7,546	86	79	21	2,550	
85	13,840	88	7,855	105	5,792	193	27	25	141	7,960	5,804	63	47	17	2,029	
86	10,589	64	6,086	89	4,350	153	31	20	102	6,175	4,382	54	39	13	1,687	
87	7,409	62	4,380	56	2,911	118	24	10	84	4,436	3,068	31	34	9	1,294	
88	5,653	43	3,413	55	2,142	98	26	6	66	3,468	2,350	28	21	8	1,061	
89	4,551	42	2,812	31	1,666	73	20	2	51	2,843	1,900	16	13	8	906	
90	3,955	33	2,455	38	1,429	71	19	9	43	2,493	1,613	23	17	3	837	
91	2,991	25	1,855	34	1,077	59	18	7	34	1,889	1,158	12	16	2	701	
92	2,362	25	1,485	20	832	45	17	3	25	1,505	920	4	13	2	566	
93	1,722	6	1,086	15	615	21	8	1	12	1,101	664	4	8	0	425	
94	1,348	6	858	4	480	10	3	3	4	862	497	3	10	0	352	
95	788	7	475	6	300	13	2	4	7	481	284	2	5	2	188	
96	515	1	322	9	183	10	3	2	5	331	180	2	2	0	147	
97	271	1	180	0	90	1	0	0	1	180	98	0	0	0	82	
98	184	0	103	1	80	1	1	0	0	104	49	1	0	0	54	
99	109	1	62	0	46	1	1	0	0	62	33	0	0	2	27	
100+	156	1	65	0	90	1	0	0	1	65	32	0	0	0	33	
UNK	12	0	2	0	10	0	0	0	0	2	2	0	0	0	0	
TOT	1,570,250	826	888,515	823	680,086	1,649	342	208	1,099	889,338	552,764	65,085	112,868	2,609	156,012	

* Neither includes 121,543 retirees who never had an eligible spouse or child beneficiary.

Military Retirees as of September 30, 2014 by Age and Survivor Benefit Election

ALL DOD											SBP					
AGE	TOTAL RETIRED	RSFPP				RSFPP				SBP						
		RSFPP ONLY	SBP ONLY	BOTH	*NEITHER	TOTAL RSFPP	SPOUSE ONLY	CHILD ONLY	SPOUSE/CHILD	TOTAL	SPOUSE ONLY	CHILD ONLY	SPOUSE/CHILD	INSURE INTEREST	NO ELIG BENEF	
17	0	0	0	0	0	0	0	0	0	0	0	0	0	0	0	
18	3	0	1	0	2	0	0	0	0	1	1	0	0	0	0	
19	29	0	7	0	22	0	0	0	0	7	6	0	1	0	0	
20	112	0	41	0	71	0	0	0	0	41	35	1	4	1	0	
21	355	0	122	0	233	0	0	0	0	122	106	4	10	2	0	
22	822	0	277	0	545	0	0	0	0	277	206	16	45	5	5	
23	1,498	0	561	0	937	0	0	0	0	561	398	38	103	7	15	
24	2,232	0	934	0	1,298	0	0	0	0	934	647	57	195	6	29	
25	2,855	0	1,259	0	1,596	0	0	0	0	1,259	779	108	306	10	56	
26	3,500	0	1,591	0	1,909	0	0	0	0	1,591	906	133	474	15	63	
27	4,120	0	2,030	0	2,090	0	0	0	0	2,030	1,137	188	611	14	80	
28	4,757	0	2,454	0	2,303	0	0	0	0	2,454	1,271	260	820	10	93	
29	5,166	0	2,704	0	2,462	0	0	0	0	2,704	1,352	310	919	12	111	
30	5,177	0	2,840	0	2,337	0	0	0	0	2,840	1,318	374	1,007	6	135	
31	5,281	0	3,084	0	2,197	0	0	0	0	3,084	1,359	432	1,162	11	120	
32	5,132	0	2,935	0	2,197	0	0	0	0	2,935	1,229	433	1,146	12	115	
33	4,747	0	2,732	0	2,015	0	0	0	0	2,732	1,064	445	1,110	12	101	
34	4,880	0	2,911	0	1,969	0	0	0	0	2,911	1,054	515	1,220	10	112	
35	4,587	0	2,742	0	1,845	0	0	0	0	2,742	997	496	1,126	12	111	
36	4,365	0	2,665	0	1,700	0	0	0	0	2,665	932	519	1,112	1	101	
37	4,334	0	2,693	0	1,641	0	0	0	0	2,693	885	512	1,180	5	111	
38	5,015	0	3,147	0	1,868	0	0	0	0	3,147	1,069	640	1,349	7	82	
39	7,566	0	4,895	0	2,671	0	0	0	0	4,895	1,683	911	2,183	13	105	
40	10,167	0	6,613	0	3,554	0	0	0	0	6,613	2,188	1,245	3,022	15	143	
41	12,949	0	8,436	0	4,513	0	0	0	0	8,436	2,676	1,671	3,850	13	226	
42	16,257	0	10,766	0	5,491	0	0	0	0	10,766	3,329	2,111	4,991	17	318	
43	20,772	0	13,539	0	7,233	0	0	0	0	13,539	3,946	2,822	6,269	16	486	
44	23,126	0	15,042	0	8,084	0	0	0	0	15,042	4,389	2,954	7,085	31	583	
45	25,043	0	16,430	0	8,613	0	0	0	0	16,430	4,824	3,264	7,485	35	822	
46	28,179	0	18,028	0	10,151	0	0	0	0	18,028	5,580	3,425	7,928	15	1,080	
47	31,167	0	19,747	0	11,420	0	0	0	0	19,747	6,413	3,728	8,183	17	1,406	
48	34,777	0	21,925	0	12,852	0	0	0	0	21,925	7,670	3,961	8,624	19	1,651	
49	38,738	0	23,703	0	15,035	0	0	0	0	23,703	8,759	4,099	8,671	27	2,147	
50	43,225	0	26,230	0	16,995	0	0	0	0	26,230	10,319	4,299	8,719	31	2,862	
51	45,637	0	27,059	0	18,578	0	0	0	0	27,059	11,430	4,080	8,206	36	3,307	
52	47,378	0	27,622	0	19,756	0	0	0	0	27,622	12,536	3,786	7,149	32	4,119	
53	49,443	0	27,958	0	21,485	0	0	0	0	27,958	13,226	3,639	6,431	26	4,636	
54	49,275	0	27,553	0	21,722	0	0	0	0	27,553	13,786	3,172	5,424	36	5,135	
55	49,466	0	27,347	0	22,119	0	0	0	0	27,347	14,450	2,875	4,576	10	5,436	
56	48,390	0	26,215	0	22,175	0	0	0	0	26,215	14,548	2,405	3,625	31	5,606	
57	48,040	0	25,938	0	22,102	0	0	0	0	25,938	15,016	1,891	3,143	29	5,859	
58	46,788	0	24,896	0	21,892	0	0	0	0	24,896	14,863	1,605	2,471	21	5,936	
59	46,868	0	25,011	0	21,857	0	0	0	0	25,011	15,617	1,372	1,979	23	6,020	
60	59,608	0	35,048	0	24,560	0	0	0	0	35,048	24,604	1,657	2,602	120	6,065	
61	62,581	0	37,614	0	24,967	0	0	0	0	37,614	27,255	1,604	2,409	151	6,195	
62	63,210	0	38,470	0	24,740	0	0	0	0	38,470	28,395	1,518	1,954	200	6,403	
63	61,824	0	37,657	0	24,167	0	0	0	0	37,657	28,736	1,261	1,512	201	5,947	
64	63,974	3	38,681	0	25,290	3	2	0	1	38,681	30,237	1,055	1,322	158	5,909	
65	70,247	3	42,695	0	27,549	3	2	0	1	42,695	33,513	1,007	1,243	199	6,733	
66	72,480	2	44,503	0	27,975	2	1	0	1	44,503	35,348	994	1,035	185	6,941	

Military Retirees as of September 30, 2014 by Age and Survivor Benefit Election

ALL DOD															
AGE	TOTAL RETIRED					RSFPP				SBP					
		RSFPP ONLY	SBP ONLY	BOTH	*NEITHER	TOTAL RSFPP	SPOUSE ONLY	CHILD ONLY	SPOUSE/CHILD	TOTAL	SPOUSE ONLY	CHILD ONLY	SPOUSE/CHILD	INSURE INTEREST	NO ELIG BENEF
67	78,398	5	48,522	1	29,870	6	2	2	2	48,523	39,080	1,014	1,031	138	7,260
68	58,726	3	36,430	0	22,293	3	2	0	1	36,430	29,469	672	663	157	5,469
69	50,359	4	31,406	3	18,946	7	5	0	2	31,409	25,285	626	542	110	4,846
70	48,843	3	30,126	0	18,714	3	1	1	1	30,126	24,196	579	428	117	4,806
71	51,709	3	31,248	1	20,457	4	2	1	1	31,249	25,225	547	422	104	4,951
72	46,242	3	27,358	0	18,881	3	1	0	2	27,358	21,818	442	302	93	4,703
73	42,331	1	24,822	0	17,508	1	0	0	1	24,822	19,603	399	263	75	4,482
74	40,742	3	24,403	2	16,334	5	2	0	3	24,405	19,348	343	246	75	4,393
75	39,687	1	24,214	0	15,472	1	0	0	1	24,214	19,286	327	209	53	4,339
76	40,580	3	25,064	1	15,512	4	1	0	3	25,065	19,744	350	248	63	4,660
77	39,740	3	24,816	0	14,921	3	1	1	1	24,816	19,461	299	228	57	4,771
78	38,104	0	24,135	3	13,966	3	0	0	3	24,138	18,679	312	275	44	4,828
79	35,649	17	23,091	12	12,529	29	6	4	19	23,103	17,909	279	195	35	4,685
80	32,745	48	21,154	27	11,516	75	10	11	54	21,181	16,437	229	181	36	4,298
81	30,618	59	19,740	58	10,761	117	25	14	78	19,798	15,203	204	163	37	4,191
82	29,376	76	18,785	99	10,416	175	26	28	121	18,884	14,547	213	146	31	3,947
83	28,080	110	18,183	131	9,656	241	42	37	162	18,314	13,984	178	121	21	4,010
84	26,650	110	17,080	146	9,314	256	47	36	173	17,226	12,855	191	139	41	4,000
85	21,181	109	13,758	164	7,150	273	38	37	198	13,922	10,296	129	122	27	3,348
86	16,140	83	10,518	139	5,400	222	51	28	143	10,657	7,661	129	113	25	2,729
87	11,162	71	7,391	102	3,598	173	43	14	116	7,493	5,274	78	66	15	2,060
88	9,236	53	6,313	118	2,752	171	52	15	104	6,431	4,453	71	67	12	1,828
89	8,540	60	6,090	109	2,281	169	45	7	117	6,199	4,184	78	51	15	1,871
90	8,076	63	5,814	111	2,088	174	49	14	111	5,925	3,849	66	63	10	1,937
91	6,744	36	4,906	100	1,702	136	40	14	82	5,006	3,176	43	57	10	1,720
92	5,947	47	4,368	91	1,441	138	39	10	89	4,459	2,754	28	54	7	1,616
93	4,938	20	3,729	66	1,123	86	22	11	53	3,795	2,248	42	44	4	1,457
94	3,902	11	2,918	55	918	66	25	7	34	2,973	1,730	32	35	4	1,172
95	2,510	18	1,891	26	575	44	13	7	24	1,917	1,092	8	14	5	798
96	1,787	2	1,374	31	380	33	14	4	15	1,405	763	5	14	0	623
97	997	3	777	12	205	15	5	2	8	789	437	2	4	0	346
98	609	1	451	6	151	7	3	0	4	457	239	4	2	0	212
99	372	2	293	3	74	5	2	0	3	296	160	1	0	2	133
100+	461	1	305	1	154	2	1	0	1	306	123	2	2	1	178
UNK	13	0	2	0	11	0	0	0	0	2	2	0	0	0	0
TOT	2,107,336	1,040	1,278,826	1,618	825,852	2,658	620	305	1,733	1,280,444	832,657	81,814	152,501	3,289	210,183

* Neither includes 153,850 retirees who never had an eligible spouse or child beneficiary.

Military Retirees Who Retired During Fiscal Year 2014 and Electing SBP Benefits

AGE	TOTAL RETIRED	TOTAL WITH ELIGIBLE BENEFICIARY	TOTAL ELECTING	PERCENT ELECTING	AVERAGE MONTHLY GROSS PAY	AVERAGE SBP BASE AMOUNT	AVERAGE SPOUSE AGE	AVERAGE AGE DIFFERENCE
17	0	0	0	0.0	\$0	\$0	0.0	0.0
18	1	0	0	0.0	\$0	\$0	0.0	0.0
19	27	5	5	100.0	\$742	\$742	19.0	0.0
20	84	35	29	82.9	\$873	\$859	21.6	-1.6
21	230	105	78	74.3	\$909	\$905	24.6	-3.6
22	455	254	180	70.9	\$968	\$951	23.9	-1.9
23	620	371	252	67.9	\$1,009	\$999	24.6	-1.6
24	727	472	330	69.9	\$1,063	\$1,053	25.0	-1.0
25	811	572	390	68.2	\$1,141	\$1,130	25.6	-0.6
26	811	585	413	70.6	\$1,185	\$1,182	26.5	-0.5
27	870	691	477	69.0	\$1,285	\$1,271	27.4	-0.4
28	862	701	517	73.8	\$1,314	\$1,306	28.3	-0.3
29	854	711	515	72.4	\$1,378	\$1,358	29.3	-0.3
30	852	727	518	71.3	\$1,494	\$1,475	29.9	0.1
31	864	768	566	73.7	\$1,541	\$1,529	31.1	-0.1
32	779	699	526	75.3	\$1,581	\$1,564	31.4	0.7
33	759	692	470	67.9	\$1,635	\$1,607	32.8	0.2
34	975	877	642	73.2	\$1,560	\$1,554	33.6	0.5
35	1,001	912	671	73.6	\$1,582	\$1,559	34.2	0.9
36	957	861	633	73.5	\$1,607	\$1,589	35.3	0.7
37	1,079	990	744	75.2	\$1,737	\$1,740	36.2	0.8
38	1,948	1,791	1,285	71.8	\$1,808	\$1,826	37.1	0.9
39	3,290	3,064	2,228	72.7	\$1,927	\$1,936	38.3	0.7
40	3,203	2,983	2,155	72.2	\$2,002	\$2,019	39.2	0.8
41	3,063	2,855	2,127	74.5	\$2,179	\$2,186	39.9	1.1
42	3,166	2,942	2,227	75.7	\$2,457	\$2,437	41.1	0.9
43	3,456	3,216	2,361	73.4	\$2,660	\$2,600	41.6	1.4
44	3,042	2,830	2,126	75.1	\$2,848	\$2,777	42.8	1.2
45	2,476	2,300	1,750	76.1	\$3,040	\$2,950	43.4	1.6
46	2,059	1,895	1,422	75.0	\$3,264	\$3,148	44.3	1.7
47	1,789	1,665	1,243	74.7	\$3,605	\$3,468	45.4	1.6
48	1,751	1,601	1,218	76.1	\$3,922	\$3,746	46.6	1.4
49	1,674	1,516	1,128	74.4	\$4,185	\$3,986	47.4	1.6
50	1,473	1,338	1,017	76.0	\$4,558	\$4,333	48.4	1.6
51	1,251	1,141	908	79.6	\$4,644	\$4,416	49.6	1.4
52	958	862	702	81.4	\$5,013	\$4,765	50.2	1.8
53	771	682	532	78.0	\$4,989	\$4,726	50.6	2.4
54	588	505	406	80.4	\$4,697	\$4,472	51.8	2.2
55	469	409	347	84.8	\$4,707	\$4,452	52.1	2.9
56	422	374	309	82.6	\$5,340	\$5,046	54.0	2.1
57	418	353	290	82.2	\$5,203	\$4,953	54.5	2.5
58	412	369	318	86.2	\$4,216	\$4,129	55.5	2.5
59	622	533	489	91.7	\$3,234	\$3,138	56.5	2.5
60	13,506	11,634	10,670	91.7	\$1,511	\$1,496	58.2	1.8
61	224	198	175	88.4	\$4,003	\$3,849	58.1	2.9
62	173	153	141	92.2	\$4,860	\$4,736	58.8	3.2
63	64	57	52	91.2	\$4,299	\$4,237	59.8	3.2
64	21	17	15	88.2	\$5,532	\$5,532	61.4	2.6
65	15	13	12	92.3	\$4,577	\$3,912	60.6	4.4
66	11	7	5	71.4	\$5,322	\$5,322	59.0	7.0
67	6	6	4	66.7	\$2,287	\$2,287	65.3	1.8
68	9	8	6	75.0	\$5,071	\$5,071	61.7	6.3
69	2	0	0	0.0	\$0	\$0	0.0	0.0
70+	2	1	1	100.0	\$847	\$847	0.0	0.0
UNK	0	0	0	0.0	\$0	\$0	0.0	0.0
TOT	65,952	58,346	45,625	78.2	\$2,440	\$2,381	45.8	1.3

Excluding members who retired during the fiscal year and died before the end of the year.

Military Retirees as of September 30, 2014 and Electing SBP Benefits

AGE	TOTAL RETIRED	TOTAL WITH ELIGIBLE BENEFICIARY	TOTAL ELECTING	PERCENT ELECTING	AVERAGE MONTHLY GROSS PAY	AVERAGE SBP BASE AMOUNT	AVERAGE SPOUSE AGE	AVERAGE AGE DIFFERENCE
17	0	0	0	0.0	\$0	\$0	0.0	0.0
18	3	1	1	100.0	\$953	\$953	0.0	0.0
19	29	7	7	100.0	\$735	\$736	19.0	0.0
20	112	47	41	87.2	\$850	\$840	24.2	-4.2
21	355	155	122	78.7	\$889	\$887	24.3	-3.3
22	822	387	277	71.6	\$946	\$933	23.7	-1.7
23	1,498	784	561	71.6	\$979	\$970	24.6	-1.6
24	2,232	1,284	934	72.7	\$1,001	\$998	25.2	-1.2
25	2,855	1,767	1,259	71.3	\$1,052	\$1,045	26.1	-1.1
26	3,500	2,228	1,591	71.4	\$1,073	\$1,069	27.0	-1.0
27	4,120	2,783	2,030	72.9	\$1,129	\$1,120	27.9	-0.9
28	4,757	3,341	2,454	73.5	\$1,138	\$1,134	28.6	-0.6
29	5,166	3,723	2,704	72.6	\$1,185	\$1,173	29.6	-0.6
30	5,177	3,875	2,840	73.3	\$1,237	\$1,225	30.4	-0.4
31	5,281	4,082	3,084	75.6	\$1,277	\$1,266	31.2	-0.2
32	5,132	4,012	2,935	73.2	\$1,312	\$1,296	32.0	0.1
33	4,747	3,738	2,732	73.1	\$1,348	\$1,335	32.9	0.2
34	4,880	3,972	2,911	73.3	\$1,380	\$1,363	33.7	0.3
35	4,587	3,752	2,742	73.1	\$1,396	\$1,385	34.7	0.3
36	4,365	3,608	2,665	73.9	\$1,421	\$1,405	35.4	0.6
37	4,334	3,614	2,693	74.5	\$1,485	\$1,476	36.3	0.7
38	5,015	4,287	3,147	73.4	\$1,588	\$1,590	37.3	0.7
39	7,566	6,744	4,895	72.6	\$1,721	\$1,735	38.4	0.6
40	10,167	9,116	6,613	72.5	\$1,801	\$1,826	39.4	0.6
41	12,949	11,706	8,436	72.1	\$1,903	\$1,928	40.3	0.7
42	16,257	14,788	10,766	72.8	\$1,991	\$2,005	41.3	0.7
43	20,772	18,916	13,539	71.6	\$2,090	\$2,086	42.2	0.8
44	23,126	21,225	15,042	70.9	\$2,170	\$2,162	43.1	0.9
45	25,043	22,977	16,430	71.5	\$2,244	\$2,206	44.2	0.8
46	28,179	25,880	18,028	69.7	\$2,342	\$2,275	45.1	0.9
47	31,167	28,631	19,747	69.0	\$2,428	\$2,325	46.0	1.0
48	34,777	31,885	21,925	68.8	\$2,483	\$2,359	47.0	1.0
49	38,738	35,457	23,703	66.9	\$2,538	\$2,390	48.0	1.0
50	43,225	39,647	26,230	66.2	\$2,593	\$2,439	48.9	1.1
51	45,637	41,793	27,059	64.8	\$2,604	\$2,427	49.9	1.1
52	47,378	43,329	27,622	63.8	\$2,623	\$2,442	50.9	1.2
53	49,443	45,267	27,958	61.8	\$2,656	\$2,460	51.8	1.2
54	49,275	44,999	27,553	61.2	\$2,644	\$2,431	52.8	1.2
55	49,466	45,196	27,347	60.5	\$2,648	\$2,405	53.6	1.4
56	48,390	44,336	26,215	59.1	\$2,672	\$2,406	54.7	1.3
57	48,040	43,808	25,938	59.2	\$2,692	\$2,418	55.6	1.4
58	46,788	42,920	24,896	58.0	\$2,716	\$2,415	56.5	1.5
59	46,868	42,972	25,011	58.2	\$2,719	\$2,360	57.5	1.5
60	59,608	53,966	35,048	64.9	\$2,346	\$2,025	58.3	1.8
61	62,581	56,907	37,614	66.1	\$2,291	\$1,953	59.1	1.9
62	63,210	57,680	38,470	66.7	\$2,237	\$1,896	60.1	2.0
63	61,824	56,766	37,657	66.3	\$2,217	\$1,857	60.9	2.1
64	63,974	59,081	38,681	65.5	\$2,198	\$1,828	61.8	2.2
65	70,247	65,384	42,695	65.3	\$2,190	\$1,805	62.7	2.4
66	72,480	67,741	44,503	65.7	\$2,208	\$1,805	63.7	2.3
67	78,398	73,426	48,523	66.1	\$2,243	\$1,810	64.4	2.6
68	58,726	55,035	36,430	66.2	\$2,297	\$1,846	65.4	2.6
69	50,359	47,292	31,409	66.4	\$2,320	\$1,854	66.2	2.8
70	48,843	45,900	30,126	65.6	\$2,376	\$1,889	67.1	2.9
71	51,709	48,645	31,249	64.2	\$2,383	\$1,872	68.0	3.0

Military Retirees as of September 30, 2014 and Electing SBP Benefits

AGE	TOTAL RETIRED	TOTAL WITH ELIGIBLE BENEFICIARY	TOTAL ELECTING	PERCENT ELECTING	AVERAGE MONTHLY GROSS PAY	AVERAGE SBP BASE AMOUNT	AVERAGE SPOUSE AGE	AVERAGE AGE DIFFERENCE
72	46,242	43,652	27,358	62.7	\$2,349	\$1,846	68.9	3.1
73	42,331	40,073	24,822	61.9	\$2,389	\$1,857	69.9	3.1
74	40,742	38,644	24,405	63.2	\$2,414	\$1,869	70.8	3.2
75	39,687	37,740	24,214	64.2	\$2,360	\$1,860	71.7	3.4
76	40,580	38,768	25,065	64.7	\$2,326	\$1,845	72.6	3.4
77	39,740	38,146	24,816	65.1	\$2,332	\$1,869	73.6	3.4
78	38,104	36,661	24,138	65.8	\$2,330	\$1,898	74.4	3.6
79	35,649	34,376	23,103	67.2	\$2,400	\$1,973	75.4	3.6
80	32,745	31,607	21,181	67.0	\$2,515	\$2,078	76.2	3.8
81	30,618	29,785	19,798	66.5	\$2,582	\$2,155	77.3	3.8
82	29,376	28,547	18,884	66.2	\$2,586	\$2,202	78.1	3.9
83	28,080	27,294	18,314	67.1	\$2,567	\$2,200	79.0	4.0
84	26,650	25,980	17,226	66.3	\$2,569	\$2,249	79.9	4.1
85	21,181	20,615	13,922	67.5	\$2,648	\$2,313	80.6	4.4
86	16,140	15,660	10,657	68.1	\$2,668	\$2,379	81.5	4.5
87	11,162	10,827	7,493	69.2	\$2,631	\$2,395	82.1	4.9
88	9,236	8,953	6,431	71.8	\$2,680	\$2,409	83.1	4.9
89	8,540	8,280	6,199	74.9	\$2,835	\$2,610	84.1	4.9
90	8,076	7,853	5,925	75.5	\$2,791	\$2,576	84.8	5.2
91	6,744	6,546	5,006	76.5	\$2,845	\$2,601	85.8	5.3
92	5,947	5,759	4,459	77.4	\$2,836	\$2,569	86.7	5.3
93	4,938	4,804	3,795	79.0	\$2,902	\$2,702	87.4	5.6
94	3,902	3,807	2,973	78.1	\$2,974	\$2,790	88.4	5.6
95	2,510	2,434	1,917	78.8	\$3,015	\$2,816	89.0	6.0
96	1,787	1,741	1,405	80.7	\$2,789	\$2,564	90.0	6.0
97	997	977	789	80.8	\$2,909	\$2,756	90.2	6.8
98	609	591	457	77.3	\$2,944	\$2,868	90.2	7.8
99	372	364	296	81.3	\$2,917	\$2,632	91.1	7.9
100+	461	449	306	68.2	\$2,929	\$2,804	91.6	9.2
UNK	13	13	2	15.4	\$1,405	\$1,414	112.0	2.0
TOT	2,107,336	1,951,808	1,280,444	65.6	\$2,383	\$2,057	62.2	2.4

Retirees as of September 30, 2014 by Age and Years of SBP and/or RSFPP Premiums Paid

		Number of Full Years of Premium Payments																															
		Less than																															
Age		1	2	3	4	5	6	7	8	9	10	11	12	13	14	15	16	17	18	19	20	21	22	23	24	25	26	27	28	29	30+	Total	
39 or Less		22,737	7,191	4,102	2,719	2,020	1,418	892	550	388	303	176	133	104	72	57	49	30	14	3	2	0	0	0	0	0	0	0	0	0	0	0	42,960
40		2,563	2,251	903	181	108	93	63	54	53	46	37	28	27	18	15	13	10	11	8	0	3	0	0	0	0	0	0	0	0	0	6,512	
41		2,506	2,436	1,881	834	151	88	72	61	40	29	35	42	36	26	13	19	4	9	12	5	4	0	0	0	0	0	0	0	0	0	8,343	
42		2,516	2,250	2,230	1,938	968	168	62	83	56	49	37	32	42	34	20	16	17	14	18	16	5	1	0	0	0	0	0	0	0	0	10,606	
43		2,728	2,465	2,332	2,251	2,059	952	120	59	53	46	53	33	44	42	34	31	23	14	13	19	8	8	3	1	1	1	0	0	0	0	13,392	
44		2,447	2,558	2,343	2,083	1,879	2,028	923	151	56	43	53	35	25	40	36	44	35	33	24	20	18	10	17	3	1	0	0	0	0	0	0	14,905
45		2,056	2,128	2,430	2,278	1,824	2,026	1,980	1,028	121	52	43	42	30	41	42	29	24	24	23	24	19	12	14	9	7	1	0	0	0	0	16,307	
46		1,730	1,880	2,187	2,408	1,872	1,885	2,037	2,232	1,137	134	42	35	39	34	28	33	37	34	40	21	31	13	18	6	12	6	4	1	1	0	17,937	
47		1,528	1,545	2,065	2,381	1,874	1,989	1,987	2,276	2,356	1,117	1,09	37	44	54	35	34	25	29	23	35	27	25	16	11	12	10	4	6	0	0	19,654	
48		1,446	1,309	1,887	2,113	1,855	2,133	2,201	2,292	2,284	2,636	1,117	92	56	52	37	48	38	43	30	41	29	18	13	16	13	21	17	3	2	0	0	21,842
49		1,364	1,369	1,656	1,799	1,867	2,050	2,365	2,515	2,246	2,596	2,369	736	137	64	46	70	52	46	47	33	39	36	37	19	18	16	13	9	4	2	0	23,620
50		1,255	1,349	1,736	1,812	1,609	1,894	2,225	2,670	2,393	2,590	2,704	2,152	851	190	64	132	112	74	65	52	35	36	33	23	21	25	18	17	10	5	4	26,156
51		1,141	1,127	1,659	1,560	1,432	1,657	1,933	2,413	2,504	2,638	2,479	2,261	1,886	1,226	228	156	162	109	100	70	44	36	32	31	25	23	22	20	19	9	8	27,010
52		959	930	1,437	1,312	1,301	1,357	1,654	2,136	2,356	2,598	2,533	2,157	1,776	2,320	1,317	341	243	164	183	188	68	49	43	20	23	34	24	15	14	28	27	27,604
53		781	861	1,287	1,193	1,149	1,329	1,439	1,842	1,971	2,320	2,351	2,195	1,650	2,296	2,154	1,355	455	183	218	487	107	41	41	29	26	35	25	22	17	46	28	27,946
54		674	696	1,190	952	987	1,189	1,310	1,470	1,631	2,038	2,118	2,066	1,658	1,979	2,012	2,225	1,419	431	319	691	134	55	41	26	39	52	25	22	12	68	27,554	
55		599	537	1,038	913	819	979	1,218	1,381	1,430	1,710	1,752	1,900	1,472	1,976	1,743	2,154	2,344	1,391	483	841	254	65	43	25	34	32	27	34	26	27	103	27,350
56		543	468	799	684	740	830	975	1,212	1,351	1,381	1,463	1,603	1,464	1,931	1,742	1,776	2,116	2,055	1,299	992	357	59	32	35	25	32	27	31	31	123	26,213	
57		500	464	783	622	762	769	837	1,056	1,194	1,344	1,333	1,319	1,251	1,606	1,776	1,849	1,920	1,962	1,925	1,675	645	68	48	35	26	30	29	36	34	29	153	25,940
58		548	433	626	519	525	698	765	853	1,092	1,223	1,210	1,203	1,054	1,385	1,414	1,730	1,885	1,754	1,789	2,185	1,381	208	45	28	28	21	27	28	24	181	24,891	
59		726	447	592	496	556	524	622	845	977	959	1,019	1,152	905	1,153	1,363	1,478	1,852	1,839	1,605	2,062	2,207	1,018	259	37	32	35	40	38	21	36	222	25,017
60		10,918	643	545	419	427	554	572	682	857	961	931	1,032	924	1,041	1,156	1,384	1,574	1,767	1,735	1,833	2,083	1,678	748	114	44	29	31	24	33	21	284	35,044
61		1,902	12,112	761	419	402	441	524	629	753	864	910	908	872	981	1,005	1,191	1,390	1,581	1,751	1,871	1,960	1,798	1,551	527	87	29	25	31	33	23	330	37,661
62		607	2,009	13,054	560	386	419	502	591	640	736	853	867	799	946	949	1,033	1,157	1,435	1,588	1,907	2,076	1,695	1,748	1,110	332	76	36	21	27	32	337	38,528
63		465	488	1,965	13,628	432	353	396	517	584	655	662	775	705	887	855	913	968	1,169	1,222	1,678	1,917	1,811	1,561	1,372	897	368	74	33	29	24	334	37,737
64		361	304	627	2,228	14,559	371	403	433	497	626	597	666	712	745	772	843	941	973	1,053	1,364	1,627	1,883	1,700	1,258	1,226	1,070	344	72	31	31	404	38,721
65		364	343	481	622	2,425	16,503	455	449	500	609	661	650	704	803	787	858	952	891	882	1,325	1,498	1,744	1,950	1,555	1,314	1,521	1,004	299	80	38	458	42,755
66		345	342	409	480	698	2,846	16,952	429	508	558	606	616	691	761	720	916	1,002	906	1,112	1,460	1,686	1,855	1,645	1,503	1,457	1,534	904	337	97	517	44,562	
67		262	337	426	390	540	879	2,810	19,352	522	562	562	588	621	596	729	808	795	917	955	1,124	1,355	1,570	1,856	1,641	1,808	1,668	1,479	1,310	1,003	416	695	48,556
68		182	188	365	299	302	468	542	2,720	14,005	413	390	427	419	429	485	572	632	643	607													

Monthly Gross Retired Pay for Active Duty Non-Disability Retirees as of January 1, 2015

Pay Grade	Pay Scale	Years of Service										
		20	21	22	23	24	25	26	27	28	29	30
C/S	Apr-55	7,461	7,837	8,218	8,585	8,962	9,338	9,708	10,085	10,457	10,834	11,205
	Jun-58	7,837	8,233	8,624	9,019	9,409	9,804	10,197	10,586	10,979	11,377	11,770
	Oct-63	7,840	8,238	8,629	9,027	9,416	9,807	10,204	10,599	10,993	11,381	11,774
	Sep-64	8,045	8,444	8,844	9,250	9,653	10,061	10,457	10,859	11,265	11,671	12,069
	Sep-65	8,116	8,573	8,982	9,397	9,802	10,208	10,618	11,027	11,438	11,844	12,259
	Jul-66	8,376	8,796	9,270	9,688	10,114	10,534	10,960	11,380	11,801	12,222	12,646
	Oct-67	8,553	8,978	9,406	9,836	10,325	10,758	11,184	11,618	12,048	12,475	12,912
	Jul-68	8,620	9,048	9,479	9,910	10,403	10,837	11,276	11,704	12,141	12,574	13,009
	Jul-69	9,107	9,558	10,017	10,474	10,926	11,453	11,914	12,369	12,826	13,289	13,745
	Jan-70	9,357	9,831	10,302	10,766	11,240	11,705	12,250	12,722	13,191	13,661	14,138
	Jan-71	9,357	9,831	10,302	10,766	11,240	11,705	12,174	12,722	13,191	13,661	14,138
	Nov-71	8,791	9,236	9,675	10,114	10,556	10,996	11,437	11,942	12,391	12,828	13,277
	Jan-72	8,478	8,909	9,330	9,753	10,178	10,605	11,028	11,455	11,948	12,373	12,805
	Oct-72	8,421	8,841	9,267	9,687	10,109	10,531	10,958	11,377	11,868	12,291	12,714
	Oct-73	8,138	8,547	8,959	9,366	9,775	10,180	10,586	10,997	11,406	11,880	12,292
	Oct-74	7,443	7,812	8,186	8,562	8,930	9,305	9,677	10,049	10,422	10,794	11,235
	Oct-75	6,516	6,843	7,172	7,496	7,824	8,157	8,481	8,812	9,136	9,463	9,787
	Oct-76	7,488	7,867	8,243	8,621	8,991	9,367	9,743	10,121	10,500	10,870	11,248
	Oct-77	7,488	7,867	8,243	8,621	8,991	9,367	9,743	10,121	10,500	10,870	11,248
	Oct-78	7,024	7,380	7,730	8,080	8,432	8,787	9,140	9,489	9,843	10,197	10,546
	Oct-79	6,488	6,816	7,142	7,467	7,794	8,120	8,444	8,770	9,096	9,419	9,743
	Oct-80	6,098	6,413	6,715	7,022	7,327	7,633	7,941	8,244	8,553	8,860	9,165
	Oct-81	5,603	5,885	6,169	6,451	6,728	7,015	7,290	7,578	7,853	8,133	8,418
	Oct-82	5,980	6,280	6,579	6,884	7,176	7,481	7,782	8,079	8,380	8,681	8,982
	Jan-84	6,179	6,488	6,803	7,113	7,421	7,734	8,045	8,353	8,665	8,975	9,284
	Jan-85	6,223	6,533	6,843	7,153	7,471	7,786	8,098	8,409	8,720	9,036	9,346
	Oct-85	6,223	6,533	6,843	7,153	7,471	7,786	8,098	8,409	8,720	9,036	9,346
	Jan-87	6,454	6,777	7,098	7,423	7,750	8,071	8,394	8,719	9,044	9,367	9,688
	Jan-88	6,176	6,482	6,790	7,104	7,415	7,725	8,036	8,343	8,655	8,964	9,271
	Jan-89	6,169	6,475	6,783	7,093	7,404	7,712	8,019	8,329	8,637	8,948	9,256
Jan-90	6,105	6,416	6,719	7,026	7,331	7,643	7,944	8,248	8,560	8,866	9,170	
Jan-91	7,459	7,829	8,204	8,579	8,955	9,328	9,701	10,073	10,449	10,822	11,195	
Jan-92	7,517	7,889	8,266	8,641	9,020	9,400	9,774	10,148	10,525	10,905	11,279	
Jan-93	7,533	7,909	8,293	8,667	9,044	9,419	9,796	10,173	10,551	10,929	11,310	
Jan-94	7,351	7,720	8,089	8,455	8,823	9,189	9,556	9,928	10,292	10,663	11,032	
Jan-95	7,150	7,508	7,867	8,226	8,585	8,939	9,299	9,656	10,015	10,376	10,735	
Jan-96	6,940	7,289	7,639	7,986	8,334	8,682	9,029	9,375	9,727	10,072	10,419	
Jan-97	6,762	7,098	7,440	7,774	8,114	8,453	8,791	9,130	9,470	9,806	10,145	
Jan-98	6,807	7,149	7,488	7,829	8,173	8,511	8,856	9,193	9,534	9,881	10,218	
Jan-99	7,901	8,296	8,690	9,085	9,483	9,881	10,271	10,667	11,064	11,459	11,854	
Jan-00	7,691	8,078	8,465	8,847	9,234	9,618	10,005	10,388	10,774	11,159	11,542	
Jul-00	5,497	8,078	8,465	8,847	9,234	9,618	10,005	10,388	10,774	11,159	11,542	
Jan-01	5,518	8,021	8,406	8,787	9,171	9,552	9,934	10,318	10,700	11,082	11,466	
Jul-01	5,568	6,474	8,406	8,787	9,171	9,552	9,934	10,318	10,700	11,082	11,466	
Jan-02	5,699	6,599	8,519	8,906	9,295	9,680	10,069	10,455	10,842	11,229	11,618	
Jan-03	5,820	6,710	7,577	9,022	9,414	9,805	10,199	10,593	10,983	11,377	11,770	
Jan-04	5,903	6,759	7,605	8,509	9,255	9,644	10,029	10,415	10,800	11,187	11,574	
Jan-05	5,962	6,793	7,603	8,479	8,847	9,766	10,156	10,548	10,937	11,330	11,720	
Jan-06	5,936	6,739	7,509	8,339	8,701	9,063	9,959	10,342	10,725	11,109	11,491	
Jan-07	6,026	7,440	8,834	10,297	10,743	11,193	11,640	12,677	13,146	13,616	14,087	
Apr-07	5,960	7,454	8,841	10,290	10,738	11,187	11,635	14,277	14,806	15,334	15,864	
Jan-08	5,856	7,620	9,096	10,536	10,993	11,453	11,911	12,368	14,867	15,397	15,928	
Jan-09	5,966	7,769	9,577	11,159	11,644	12,129	12,614	13,099	13,584	15,236	15,762	
Jan-10	6,170	8,039	9,910	11,860	12,375	12,891	13,407	13,922	14,437	14,956	16,297	
Jan-11	6,172	8,030	9,906	11,865	12,379	12,896	13,412	13,928	14,443	14,961	15,475	
Jan-12	6,248	8,114	10,012	12,011	12,533	13,055	13,577	14,099	14,622	15,145	15,666	
Jan-13	6,262	8,131	10,029	12,040	12,563	13,086	13,610	14,134	14,658	15,181	15,704	
Jan-14	6,253	8,116	10,011	12,019	12,542	13,064	13,587	14,109	14,632	15,155	15,677	
Jan-15	6,276	8,138	10,043	12,065	12,590	13,115	13,639	14,164	14,688	15,213	15,738	

Pay Grade	Pay Scale	Years of Service									
		31	32	33	34	35	36	37	38	39	40
C/S	Jan-07	14,555	15,026	15,495	15,963	16,435	16,904	17,374	17,843	18,314	18,782
	Apr-07	16,393	16,921	17,448	17,980	18,506	19,037	19,566	20,094	20,622	21,153
	Jan-08	16,459	16,991	17,521	18,053	18,584	19,115	19,647	20,177	20,708	21,240
	Jan-09	16,288	16,814	17,337	17,864	18,389	18,915	19,440	19,966	20,491	21,017
	Jan-10	16,841	17,384	17,928	18,472	19,014	19,558	20,102	20,646	21,189	21,731
	Jan-11	16,550	17,083	17,618	18,150	18,685	19,220	19,753	20,288	20,822	21,355
	Jan-12	16,189	17,144	17,679	18,215	18,752	19,288	19,823	20,359	20,895	21,430
	Jan-13	16,227	16,751	17,697	18,234	18,770	19,307	19,843	20,380	20,916	21,452
	Jan-14	16,200	16,722	17,245	18,114	18,646	19,179	19,712	20,244	20,777	21,310
	Jan-15	16,262	16,787	17,312	17,836	18,503	19,032	19,561	20,089	20,618	21,147

Amounts below the grid are based on a high-3 retirement. See detailed footnotes following pay grade E1.

Monthly Gross Retired Pay for Active Duty Non-Disability Retirees as of January 1, 2015

Pay Grade	Pay Scale	Years of Service										
		20	21	22	23	24	25	26	27	28	29	30
O-10	Apr-55	6,368	6,680	7,006	7,325	7,647	7,962	8,802	9,142	9,482	9,815	10,159
	Jun-58	6,680	7,022	7,353	7,691	8,021	8,363	9,245	9,598	9,954	10,312	10,663
	Oct-63	6,680	7,022	7,353	7,691	8,021	8,363	9,245	9,598	9,954	10,312	10,663
	Sep-64	6,857	7,198	7,542	7,886	8,232	8,573	9,476	9,842	10,205	10,575	10,936
	Sep-65	6,920	7,306	7,654	8,005	8,356	8,701	9,622	9,988	10,362	10,735	11,104
	Jul-66	7,142	7,495	7,902	8,263	8,624	8,983	9,931	10,312	10,697	11,077	11,459
	Oct-67	7,287	7,654	8,017	8,385	8,802	9,169	10,135	10,524	10,915	11,303	11,699
	Jul-68	7,347	7,712	8,080	8,450	8,871	9,244	10,214	10,606	11,001	11,393	11,787
	Jul-69	7,762	8,153	8,540	8,930	9,316	9,768	10,793	11,210	11,631	12,045	12,461
	Jan-70	8,073	8,478	8,883	9,293	9,693	10,098	11,224	11,657	12,092	12,519	12,960
	Jan-71	8,181	8,593	9,001	9,416	9,829	10,236	11,314	11,814	12,257	12,692	13,131
	Nov-71	8,181	8,593	9,001	9,416	9,829	10,236	11,314	11,814	12,257	12,692	13,131
	Jan-72	8,407	8,824	9,249	9,674	10,094	10,513	10,958	11,377	11,868	12,291	12,714
	Oct-72	8,407	8,824	9,249	9,674	10,094	10,513	10,958	11,377	11,868	12,291	12,714
	Oct-73	8,138	8,547	8,959	9,366	9,775	10,180	10,586	10,997	11,406	11,880	12,292
	Oct-74	7,443	7,812	8,186	8,562	8,930	9,305	9,677	10,049	10,422	10,794	11,235
	Oct-75	6,516	6,843	7,172	7,496	7,824	8,157	8,481	8,812	9,136	9,463	9,787
	Oct-76	7,372	7,742	8,110	8,476	8,847	9,217	9,743	10,121	10,500	10,870	11,248
	Oct-77	7,372	7,742	8,110	8,476	8,847	9,217	9,743	10,121	10,500	10,870	11,248
	Oct-78	7,024	7,380	7,730	8,080	8,432	8,787	9,140	9,489	9,843	10,197	10,546
	Oct-79	6,488	6,816	7,142	7,467	7,794	8,120	8,444	8,770	9,096	9,419	9,743
	Oct-80	6,098	6,413	6,715	7,022	7,327	7,633	7,941	8,244	8,553	8,860	9,165
	Oct-81	5,603	5,885	6,169	6,451	6,728	7,015	7,290	7,578	7,853	8,133	8,418
	Oct-82	5,980	6,280	6,579	6,884	7,176	7,481	7,782	8,079	8,380	8,681	8,982
	Jan-84	6,179	6,488	6,803	7,113	7,421	7,734	8,045	8,353	8,665	8,975	9,284
	Jan-85	6,223	6,533	6,843	7,153	7,471	7,786	8,098	8,409	8,720	9,036	9,346
	Oct-85	6,223	6,533	6,843	7,153	7,471	7,786	8,098	8,409	8,720	9,036	9,346
	Jan-87	6,454	6,777	7,098	7,423	7,750	8,071	8,394	8,719	9,044	9,367	9,688
	Jan-88	6,176	6,482	6,790	7,104	7,415	7,725	8,036	8,343	8,655	8,964	9,271
	Jan-89	6,169	6,475	6,783	7,093	7,404	7,712	8,019	8,329	8,637	8,948	9,256
	Jan-90	6,105	6,416	6,719	7,026	7,331	7,643	7,944	8,248	8,560	8,866	9,170
Jan-91	7,057	7,411	7,762	8,120	8,471	8,823	9,701	10,073	10,449	10,822	11,195	
Jan-92	7,159	7,523	7,879	8,240	8,598	8,956	9,774	10,148	10,525	10,905	11,279	
Jan-93	7,209	7,573	7,935	8,297	8,658	9,018	9,796	10,173	10,551	10,929	11,310	
Jan-94	7,193	7,549	7,909	8,268	8,629	8,991	9,556	9,928	10,292	10,663	11,032	
Jan-95	7,150	7,508	7,867	8,226	8,585	8,939	9,299	9,656	10,015	10,376	10,735	
Jan-96	6,940	7,289	7,639	7,986	8,334	8,682	9,029	9,375	9,727	10,072	10,419	
Jan-97	6,762	7,098	7,440	7,774	8,114	8,453	8,791	9,130	9,470	9,806	10,145	
Jan-98	6,807	7,149	7,488	7,829	8,173	8,511	8,856	9,193	9,534	9,881	10,218	
Jan-99	7,401	7,770	8,142	8,512	8,884	9,254	10,223	10,619	11,012	11,402	11,799	
Jan-00	7,555	7,932	8,311	8,688	9,068	9,445	10,005	10,388	10,774	11,159	11,542	
Jul-00	5,497	7,932	8,182	8,556	9,046	9,422	10,005	10,388	10,774	11,159	11,542	
Jan-01	5,518	7,954	8,378	8,756	9,171	9,552	9,934	10,318	10,700	11,082	11,466	
Jul-01	5,568	6,452	8,378	8,756	9,171	9,552	9,934	10,318	10,700	11,082	11,466	
Jan-02	5,699	6,588	8,519	8,906	9,295	9,680	10,069	10,455	10,842	11,229	11,618	
Jan-03	5,820	6,710	7,565	9,022	9,414	9,805	10,199	10,593	10,983	11,377	11,770	
Jan-04	5,903	6,759	7,605	8,499	10,015	10,433	11,238	11,671	12,101	12,533	12,965	
Jan-05	5,962	6,793	7,603	8,479	8,847	9,766	10,156	10,548	10,937	11,330	11,720	
Jan-06	5,936	6,739	7,509	8,339	8,701	9,063	9,959	10,342	10,725	11,109	11,491	
Jan-07	6,026	6,972	7,872	8,819	9,219	9,685	10,144	11,525	11,951	12,377	12,806	
Apr-07	5,960	6,894	7,786	8,722	9,116	9,580	10,031	11,525	11,951	12,377	13,445	
Jan-08	5,856	6,774	7,648	8,570	8,958	9,412	9,857	10,429	12,001	12,429	13,501	
Jan-09	5,966	6,904	7,794	8,730	9,125	9,589	10,040	10,624	11,146	12,300	13,361	
Jan-10	6,170	7,141	8,061	9,028	9,436	9,916	10,383	10,986	11,527	12,071	13,814	
Jan-11	6,172	7,139	8,062	9,032	9,439	9,919	10,387	10,989	11,530	12,076	12,493	
Jan-12	6,248	7,221	8,155	9,142	9,556	10,039	10,513	11,123	11,672	12,225	12,647	
Jan-13	6,262	7,237	8,171	9,166	9,580	10,065	10,540	11,151	11,699	12,254	12,676	
Jan-14	6,253	7,225	8,158	9,150	9,563	10,048	10,521	11,132	11,679	12,234	12,656	
Jan-15	6,276	7,250	8,187	9,185	9,600	10,086	10,562	11,174	11,723	12,281	12,704	

Pay Grade	Pay Scale	Years of Service									
		31	32	33	34	35	36	37	38	39	40
O-10	Jan-07	13,234	13,659	14,087	14,513	14,940	15,366	15,794	16,222	16,648	17,075
	Apr-07	13,894	14,343	14,791	16,001	16,472	16,944	17,415	18,777	19,273	19,768
	Jan-08	13,950	14,401	14,851	16,067	16,540	17,012	17,485	18,857	19,352	19,849
	Jan-09	13,806	14,251	14,697	15,899	16,366	16,834	17,303	18,659	19,150	19,642
	Jan-10	14,275	14,736	15,197	16,439	16,923	17,406	17,890	19,293	19,800	20,309
	Jan-11	14,028	14,480	14,933	16,155	16,631	17,105	17,580	18,959	19,458	19,957
	Jan-12	13,291	14,531	14,986	16,211	16,688	17,166	17,643	19,026	19,526	20,027
	Jan-13	13,321	13,977	15,000	16,228	16,706	17,183	17,661	19,045	19,546	20,047
	Jan-14	13,299	13,953	14,618	16,120	16,595	17,069	17,543	18,919	19,417	19,915
	Jan-15	13,349	14,006	14,674	15,118	16,468	16,938	17,409	18,774	19,268	19,762

Amounts below the grid are based on a high-3 retirement.
See detailed footnotes following pay grade E1.

Monthly Gross Retired Pay for Active Duty Non-Disability Retirees as of January 1, 2015

Pay Grade	Pay Scale	Years of Service																																																																																																																																																																																																																																																																																																																																																																																																																																																																																																																																																																																																																																																																																																																																																																																																																																																																																																																																																																																																																																																																								
		20	21	22	23	24	25	26	27	28	29	30																																																																																																																																																																																																																																																																																																																																																																																																																																																																																																																																																																																																																																																																																																																																																																																																																																																																																																																																																																																																																																																														
O-9	Apr-55	5,567	5,846	6,125	6,405	6,680	6,966	7,262	7,562	7,862	8,162	8,462	8,762	9,062	9,362	9,662	9,962	10,262	10,562	10,862	11,162	11,462	11,762	12,062	12,362	12,662	12,962	13,262	13,562	13,862	14,162	14,462	14,762	15,062	15,362	15,662	15,962	16,262	16,562	16,862	17,162	17,462	17,762	18,062	18,362	18,662	18,962	19,262	19,562	19,862	20,162	20,462	20,762	21,062	21,362	21,662	21,962	22,262	22,562	22,862	23,162	23,462	23,762	24,062	24,362	24,662	24,962	25,262	25,562	25,862	26,162	26,462	26,762	27,062	27,362	27,662	27,962	28,262	28,562	28,862	29,162	29,462	29,762	30,062	30,362	30,662	30,962	31,262	31,562	31,862	32,162	32,462	32,762	33,062	33,362	33,662	33,962	34,262	34,562	34,862	35,162	35,462	35,762	36,062	36,362	36,662	36,962	37,262	37,562	37,862	38,162	38,462	38,762	39,062	39,362	39,662	39,962	40,262	40,562	40,862	41,162	41,462	41,762	42,062	42,362	42,662	42,962	43,262	43,562	43,862	44,162	44,462	44,762	45,062	45,362	45,662	45,962	46,262	46,562	46,862	47,162	47,462	47,762	48,062	48,362	48,662	48,962	49,262	49,562	49,862	50,162	50,462	50,762	51,062	51,362	51,662	51,962	52,262	52,562	52,862	53,162	53,462	53,762	54,062	54,362	54,662	54,962	55,262	55,562	55,862	56,162	56,462	56,762	57,062	57,362	57,662	57,962	58,262	58,562	58,862	59,162	59,462	59,762	60,062	60,362	60,662	60,962	61,262	61,562	61,862	62,162	62,462	62,762	63,062	63,362	63,662	63,962	64,262	64,562	64,862	65,162	65,462	65,762	66,062	66,362	66,662	66,962	67,262	67,562	67,862	68,162	68,462	68,762	69,062	69,362	69,662	69,962	70,262	70,562	70,862	71,162	71,462	71,762	72,062	72,362	72,662	72,962	73,262	73,562	73,862	74,162	74,462	74,762	75,062	75,362	75,662	75,962	76,262	76,562	76,862	77,162	77,462	77,762	78,062	78,362	78,662	78,962	79,262	79,562	79,862	80,162	80,462	80,762	81,062	81,362	81,662	81,962	82,262	82,562	82,862	83,162	83,462	83,762	84,062	84,362	84,662	84,962	85,262	85,562	85,862	86,162	86,462	86,762	87,062	87,362	87,662	87,962	88,262	88,562	88,862	89,162	89,462	89,762	90,062	90,362	90,662	90,962	91,262	91,562	91,862	92,162	92,462	92,762	93,062	93,362	93,662	93,962	94,262	94,562	94,862	95,162	95,462	95,762	96,062	96,362	96,662	96,962	97,262	97,562	97,862	98,162	98,462	98,762	99,062	99,362	99,662	99,962	100,262	100,562	100,862	101,162	101,462	101,762	102,062	102,362	102,662	102,962	103,262	103,562	103,862	104,162	104,462	104,762	105,062	105,362	105,662	105,962	106,262	106,562	106,862	107,162	107,462	107,762	108,062	108,362	108,662	108,962	109,262	109,562	109,862	110,162	110,462	110,762	111,062	111,362	111,662	111,962	112,262	112,562	112,862	113,162	113,462	113,762	114,062	114,362	114,662	114,962	115,262	115,562	115,862	116,162	116,462	116,762	117,062	117,362	117,662	117,962	118,262	118,562	118,862	119,162	119,462	119,762	120,062	120,362	120,662	120,962	121,262	121,562	121,862	122,162	122,462	122,762	123,062	123,362	123,662	123,962	124,262	124,562	124,862	125,162	125,462	125,762	126,062	126,362	126,662	126,962	127,262	127,562	127,862	128,162	128,462	128,762	129,062	129,362	129,662	129,962	130,262	130,562	130,862	131,162	131,462	131,762	132,062	132,362	132,662	132,962	133,262	133,562	133,862	134,162	134,462	134,762	135,062	135,362	135,662	135,962	136,262	136,562	136,862	137,162	137,462	137,762	138,062	138,362	138,662	138,962	139,262	139,562	139,862	140,162	140,462	140,762	141,062	141,362	141,662	141,962	142,262	142,562	142,862	143,162	143,462	143,762	144,062	144,362	144,662	144,962	145,262	145,562	145,862	146,162	146,462	146,762	147,062	147,362	147,662	147,962	148,262	148,562	148,862	149,162	149,462	149,762	150,062	150,362	150,662	150,962	151,262	151,562	151,862	152,162	152,462	152,762	153,062	153,362	153,662	153,962	154,262	154,562	154,862	155,162	155,462	155,762	156,062	156,362	156,662	156,962	157,262	157,562	157,862	158,162	158,462	158,762	159,062	159,362	159,662	159,962	160,262	160,562	160,862	161,162	161,462	161,762	162,062	162,362	162,662	162,962	163,262	163,562	163,862	164,162	164,462	164,762	165,062	165,362	165,662	165,962	166,262	166,562	166,862	167,162	167,462	167,762	168,062	168,362	168,662	168,962	169,262	169,562	169,862	170,162	170,462	170,762	171,062	171,362	171,662	171,962	172,262	172,562	172,862	173,162	173,462	173,762	174,062	174,362	174,662	174,962	175,262	175,562	175,862	176,162	176,462	176,762	177,062	177,362	177,662	177,962	178,262	178,562	178,862	179,162	179,462	179,762	180,062	180,362	180,662	180,962	181,262	181,562	181,862	182,162	182,462	182,762	183,062	183,362	183,662	183,962	184,262	184,562	184,862	185,162	185,462	185,762	186,062	186,362	186,662	186,962	187,262	187,562	187,862	188,162	188,462	188,762	189,062	189,362	189,662	189,962	190,262	190,562	190,862	191,162	191,462	191,762	192,062	192,362	192,662	192,962	193,262	193,562	193,862	194,162	194,462	194,762	195,062	195,362	195,662	195,962	196,262	196,562	196,862	197,162	197,462	197,762	198,062	198,362	198,662	198,962	199,262	199,562	199,862	200,162	200,462	200,762	201,062	201,362	201,662	201,962	202,262	202,562	202,862	203,162	203,462	203,762	204,062	204,362	204,662	204,962	205,262	205,562	205,862	206,162	206,462	206,762	207,062	207,362	207,662	207,962	208,262	208,562	208,862	209,162	209,462	209,762	210,062	210,362	210,662	210,962	211,262	211,562	211,862	212,162	212,462	212,762	213,062	213,362	213,662	213,962	214,262	214,562	214,862	215,162	215,462	215,762	216,062	216,362	216,662	216,962	217,262	217,562	217,862	218,162	218,462	218,762	219,062	219,362	219,662	219,962	220,262	220,562	220,862	221,162	221,462	221,762	222,062	222,362	222,662	222,962	223,262	223,562	223,862	224,162	224,462	224,762	225,062	225,362	225,662	225,962	226,262	226,562	226,862	227,162	227,462	227,762	228,062	228,362	228,662	228,962	229,262	229,562	229,862	230,162	230,462	230,762	231,062	231,362	231,662	231,962	232,262	232,562	232,862	233,162	233,462	233,762	234,062	234,362	234,662	234,962	235,262	235,562	235,862	236,162	236,462	236,762	237,062	237,362	237,662	237,962	238,262	238,562	238,862	239,162	239,462	239,762	240,062	240,362	240,662	240,962	241,262	241,562	241,862	242,162	242,462	242,762	243,062	243,362	243,662	243,962	244,262	244,562	244,862	245,162	245,462	245,762	246,062	246,362	246,662	246,962	247,262	247,562	247,862	248,162	248,462	248,762	249,062	249,362	249,662	249,962	250,262	250,562	250,862	251,162	251,462	251,762	252,062	252,362	252,662	252,962	253,262	253,562	253,862	254,162	254,462	254,762	255,062	255,362	255,662	255,962	256,262	256,562	256,862	257,162	257,462	257,762	258,062	258,362	258,662	258,962	259,262	259,562	259,862	260,162	260,462	260,762	261,062	261,362	261,662	261,962	262,262	262,562	262,862	263,162	263,462	263,762	264,062	264,362	264,662	264,962	265,262	265,562	265,862	266,162	266,462	266,762	267,062	267,362	267,662	267,962	268,262	268,562	268,862	269,162	269,462	269,762	270,062	270,362	270,662	270,962	271,262	271,562	271,862	272,162	272,462	272,762	273,062	273,362	273,662	273,962	274,262	274,562	274,862	275,162	275,462	275,762	276,062	276,362	276,662	276,962	277,262	277,562	277,862	278,162	278,462	278,762	279,062	279,362	279,662	279,962	280,262	280,562	280,862	281,162	281,462	281,762	282,062	282,362	282,662	282,962	283,262	283,562	283,862	284,162	284,462	284,762	285,062	285,362	285,662	285,962	286,262	286,562	286,862	287,162	287,462	287,762	288,062	288,362	288,662	288,962	289,262	289,562	289,862	290,162	290,462	290,762	291,062	291,362	291,662	291,962	292,262	292,562	292,862	293,162	293,462	293,762	294,062	294,362	294,662	294,962	295,262	295,562	295,862	296,162	296,462	296,762	297,062	297,362	297,662	297,962	298,262	298,562	298,862	299,162	299,462	299,762	300,062	300,362	300,662	300,962	301,262	301,562	301,862	302,162	302,462	302,762	303,062	303,362	303,662	303,962	304,262	304,562	304,862	305,162	305,462	305,762	306,062	306,362	306,662	306,962	307,262	307,562	307,862	308,162	308,462	308,762	309,062	309,362	309,662	309,962	310,262	310,562	310,862	311,162	311,462	311,762	312,062	312,362	312,662	312,962	313,262	313,562	313,862	314,162	314,462	314,762	

Monthly Gross Retired Pay for Active Duty Non-Disability Retirees as of January 1, 2015

Pay Grade	Pay Scale	Years of Service										
		20	21	22	23	24	25	26	27	28	29	30
O-8	Apr-55	5,168	5,426	5,907	6,176	6,450	6,716	6,985	7,252	7,526	7,794	8,062
	Jun-58	5,426	5,701	6,204	6,482	6,773	7,052	7,334	7,617	7,902	8,186	8,466
	Oct-63	5,426	5,701	6,217	6,499	6,779	7,069	7,349	7,633	7,911	8,196	8,481
	Sep-64	5,566	5,845	6,370	6,659	6,955	7,243	7,534	7,820	8,114	8,407	8,693
	Sep-65	5,615	5,936	6,470	6,768	7,064	7,352	7,650	7,944	8,240	8,534	8,827
	Jul-66	5,797	6,092	6,673	6,982	7,286	7,592	7,898	8,196	8,504	8,812	9,111
	Oct-67	5,916	6,217	6,777	7,084	7,440	7,749	8,058	8,371	8,681	8,990	9,300
	Jul-68	5,963	6,266	6,829	7,142	7,493	7,810	8,122	8,432	8,751	9,058	9,372
	Jul-69	6,304	6,621	7,220	7,544	7,877	8,252	8,580	8,918	9,248	9,575	9,904
	Jan-70	6,560	6,889	7,504	7,849	8,190	8,534	8,927	9,271	9,615	9,960	10,306
	Jan-71	6,646	6,980	7,605	7,949	8,301	8,643	8,992	9,399	9,743	10,096	10,443
	Nov-71	6,646	6,980	7,605	7,949	8,301	8,643	8,992	9,399	9,743	10,096	10,443
	Jan-72	6,827	7,167	7,813	8,169	8,523	8,881	9,240	9,595	10,012	10,366	10,720
	Oct-72	7,039	7,393	8,058	8,427	8,793	9,165	9,528	9,894	10,325	10,697	11,065
	Oct-73	7,039	7,393	8,058	8,427	8,793	9,165	9,528	9,894	10,266	10,697	11,065
	Oct-74	6,832	7,173	7,817	8,175	8,534	8,889	9,248	9,601	9,956	10,320	10,736
	Oct-75	6,316	6,636	7,172	7,496	7,824	8,157	8,481	8,812	9,136	9,463	9,787
	Oct-76	6,095	6,402	6,921	7,236	7,552	7,867	8,181	8,501	8,815	9,130	9,447
	Oct-77	5,983	6,284	6,846	7,155	7,474	7,788	8,101	8,412	8,721	9,037	9,349
	Oct-78	5,961	6,257	6,825	7,135	7,446	7,756	8,069	8,377	8,685	8,996	9,308
	Oct-79	5,808	6,102	6,655	6,957	7,256	7,562	7,865	8,168	8,471	8,775	9,079
	Oct-80	5,543	5,814	6,345	6,634	6,923	7,209	7,496	7,789	8,075	8,371	8,658
	Oct-81	5,603	5,885	6,169	6,451	6,728	7,015	7,290	7,578	7,853	8,133	8,418
	Oct-82	5,662	5,947	6,480	6,779	7,077	7,373	7,664	7,962	8,258	8,558	8,852
	Jan-84	5,849	6,144	6,706	7,000	7,307	7,610	7,924	8,227	8,525	8,831	9,145
	Jan-85	5,918	6,219	6,778	7,086	7,395	7,707	8,009	8,322	8,630	8,939	9,250
	Oct-85	6,098	6,405	6,843	7,153	7,471	7,786	8,098	8,409	8,720	9,036	9,346
	Jan-87	6,175	6,482	7,098	7,423	7,750	8,071	8,394	8,719	9,044	9,367	9,688
	Jan-88	6,024	6,329	6,790	7,104	7,415	7,725	8,036	8,343	8,655	8,964	9,271
	Jan-89	6,018	6,316	6,781	7,092	7,401	7,709	8,018	8,328	8,634	8,946	9,253
Jan-90	5,960	6,255	6,717	7,024	7,331	7,643	7,944	8,248	8,560	8,866	9,168	
Jan-91	5,847	6,137	6,589	6,893	7,193	7,489	7,794	8,096	8,391	8,693	8,991	
Jan-92	5,934	6,230	6,687	6,992	7,296	7,602	7,906	8,215	8,513	8,821	9,123	
Jan-93	5,974	6,276	6,734	7,043	7,349	7,658	7,962	8,266	8,574	8,881	9,188	
Jan-94	5,959	6,255	6,716	7,023	7,328	7,636	7,941	8,246	8,555	8,861	9,165	
Jan-95	5,946	6,244	6,708	7,010	7,317	7,619	7,925	8,232	8,536	8,840	9,148	
Jan-96	5,910	6,210	6,666	6,968	7,273	7,575	7,880	8,182	8,486	8,791	9,091	
Jan-97	5,932	6,226	6,682	6,989	7,294	7,600	7,904	8,206	8,510	8,817	9,119	
Jan-98	6,002	6,301	6,767	7,073	7,383	7,689	7,999	8,306	8,616	8,922	9,231	
Jan-99	6,133	6,438	6,912	7,231	7,543	7,859	8,170	8,486	8,799	9,116	9,432	
Jan-00	6,259	6,571	7,054	7,379	7,696	8,019	8,343	8,663	8,983	9,304	9,626	
Jul-00	5,497	6,571	7,054	7,379	7,696	8,019	8,343	8,662	8,983	9,304	9,626	
Jan-01	5,518	6,593	7,078	7,398	7,722	8,044	8,364	8,686	9,008	9,331	9,653	
Jul-01	5,568	6,005	7,078	7,398	7,722	8,044	8,364	8,686	9,008	9,331	9,653	
Jan-02	5,699	6,146	7,286	7,617	7,948	8,282	8,612	8,942	9,275	9,606	9,940	
Jan-03	5,820	6,277	6,659	7,791	8,128	8,467	8,810	9,146	9,487	9,826	10,162	
Jan-04	5,903	6,368	6,754	7,207	8,292	8,635	8,981	9,327	9,672	10,018	10,364	
Jan-05	5,962	6,431	6,824	7,280	7,660	8,643	8,991	9,338	9,682	10,030	10,375	
Jan-06	5,936	6,397	6,787	7,244	7,620	8,000	8,922	9,266	9,609	9,952	10,296	
Jan-07	6,026	6,500	6,895	7,356	7,741	8,126	8,451	9,211	9,552	9,894	10,236	
Apr-07	5,960	6,428	6,818	7,275	7,654	8,037	8,358	9,211	9,552	9,894	10,493	
Jan-08	5,856	6,316	6,701	7,148	7,522	7,897	8,213	8,529	9,593	9,936	10,536	
Jan-09	5,966	6,435	6,827	7,283	7,663	8,044	8,365	8,688	9,009	9,832	10,426	
Jan-10	6,170	6,654	7,058	7,531	7,925	8,318	8,651	8,984	9,316	9,651	10,780	
Jan-11	6,172	6,656	7,061	7,535	7,928	8,321	8,654	8,988	9,320	9,654	9,986	
Jan-12	6,248	6,737	7,147	7,627	8,024	8,424	8,762	9,100	9,436	9,773	10,109	
Jan-13	6,262	6,753	7,164	7,645	8,043	8,445	8,783	9,120	9,459	9,796	10,135	
Jan-14	6,253	6,742	7,153	7,632	8,029	8,430	8,768	9,106	9,442	9,780	10,117	
Jan-15	6,276	6,768	7,180	7,662	8,060	8,463	8,802	9,140	9,479	9,818	10,156	

Pay Grade	Pay Scale	Years of Service									
		31	32	33	34	35	36	37	38	39	40
O-8	Jan-07	10,577	10,918	11,260	11,600	11,943	12,284	12,625	12,967	13,308	13,650
	Apr-07	10,841	11,192	11,540	11,889	12,238	12,587	12,936	13,284	13,632	13,981
	Jan-08	10,886	11,239	11,589	11,940	12,290	12,640	12,990	13,340	13,690	14,040
	Jan-09	10,773	11,121	11,468	11,816	12,164	12,512	12,860	13,208	13,556	13,904
	Jan-10	11,139	11,500	11,859	12,218	12,577	12,936	13,295	13,654	14,013	14,372
	Jan-11	10,948	11,300	11,653	12,006	12,359	12,712	13,065	13,418	13,771	14,124
	Jan-12	10,537	11,340	11,694	12,350	12,713	13,077	13,440	13,803	14,166	14,530
	Jan-13	10,561	10,991	11,706	12,363	12,727	13,089	13,453	13,817	14,181	14,545
	Jan-14	10,543	10,973	11,407	12,281	12,643	13,004	13,365	13,726	14,088	14,449
	Jan-15	10,583	11,015	11,451	11,798	12,546	12,904	13,263	13,621	13,980	14,338

Amounts below the grid are based on a high-3 retirement.
See detailed footnotes following pay grade E1.

Monthly Gross Retired Pay for Active Duty Non-Disability Retirees as of January 1, 2015

Pay Grade	Pay Scale	Years of Service										
		20	21	22	23	24	25	26	27	28	29	30
O-7	Apr-55	4,669	4,911	5,133	5,377	5,606	5,842	6,077	6,310	6,548	6,779	7,016
	Jun-58	4,911	5,156	5,401	5,641	5,892	6,136	6,382	6,628	6,875	7,123	7,369
	Oct-63	4,913	5,158	5,403	5,650	5,898	6,141	6,389	6,635	6,884	7,131	7,374
	Sep-64	5,032	5,284	5,538	5,793	6,045	6,299	6,552	6,803	7,057	7,306	7,561
	Sep-65	5,079	5,372	5,624	5,880	6,137	6,394	6,653	6,907	7,164	7,421	7,670
	Jul-66	5,242	5,508	5,803	6,070	6,331	6,599	6,866	7,131	7,391	7,658	7,924
	Oct-67	5,349	5,621	5,892	6,162	6,464	6,734	7,006	7,275	7,543	7,813	8,081
	Jul-68	5,393	5,659	5,936	6,205	6,513	6,783	7,063	7,331	7,602	7,877	8,149
	Jul-69	5,701	5,988	6,272	6,561	6,841	7,171	7,458	7,749	8,037	8,322	8,617
	Jan-70	5,932	6,226	6,522	6,822	7,121	7,415	7,757	8,057	8,359	8,658	8,958
	Jan-71	6,007	6,307	6,612	6,912	7,216	7,517	7,815	8,167	8,467	8,771	9,077
	Nov-71	6,007	6,307	6,612	6,912	7,216	7,517	7,815	8,167	8,467	8,771	9,077
	Jan-72	6,170	6,477	6,785	7,098	7,409	7,719	8,023	8,338	8,696	9,007	9,316
	Oct-72	6,368	6,680	7,006	7,325	7,647	7,962	8,282	8,602	8,975	9,295	9,615
	Oct-73	6,368	6,680	7,006	7,325	7,647	7,962	8,282	8,602	8,923	9,295	9,615
	Oct-74	6,176	6,487	6,796	7,106	7,416	7,728	8,040	8,344	8,658	8,967	9,330
	Oct-75	5,715	6,000	6,290	6,573	6,864	7,147	7,436	7,721	8,006	8,296	8,579
	Oct-76	5,511	5,791	6,066	6,345	6,618	6,896	7,171	7,448	7,727	8,003	8,281
	Oct-77	5,408	5,686	5,953	6,225	6,498	6,772	7,036	7,309	7,583	7,852	8,123
	Oct-78	5,391	5,657	5,933	6,201	6,471	6,741	7,015	7,281	7,552	7,820	8,097
	Oct-79	5,257	5,513	5,780	6,045	6,305	6,571	6,834	7,098	7,362	7,629	7,892
	Oct-80	5,008	5,262	5,511	5,762	6,012	6,268	6,516	6,773	7,022	7,274	7,526
	Oct-81	5,126	5,382	5,638	5,896	6,152	6,413	6,668	6,923	7,176	7,440	7,693
	Oct-82	5,126	5,382	5,638	5,896	6,152	6,413	6,668	6,923	7,176	7,440	7,693
	Jan-84	5,286	5,550	5,814	6,089	6,352	6,616	6,886	7,148	7,412	7,682	7,945
	Jan-85	5,349	5,621	5,895	6,162	6,427	6,697	6,965	7,235	7,501	7,766	8,044
	Oct-85	5,512	5,793	6,067	6,348	6,621	6,898	7,173	7,449	7,728	8,005	8,282
	Jan-87	5,585	5,861	6,141	6,423	6,708	6,982	7,261	7,541	7,820	8,107	8,381
	Jan-88	5,449	5,720	5,994	6,271	6,542	6,813	7,090	7,359	7,636	7,906	8,181
	Jan-89	5,441	5,713	5,983	6,253	6,530	6,801	7,077	7,350	7,619	7,892	8,168
Jan-90	5,391	5,657	5,932	6,198	6,470	6,741	7,012	7,279	7,548	7,819	8,094	
Jan-91	5,284	5,548	5,814	6,081	6,348	6,611	6,874	7,142	7,406	7,667	7,936	
Jan-92	5,362	5,637	5,902	6,172	6,437	6,710	6,979	7,244	7,517	7,786	8,053	
Jan-93	5,402	5,668	5,941	6,214	6,482	6,754	7,024	7,295	7,568	7,835	8,109	
Jan-94	5,387	5,655	5,926	6,196	6,466	6,733	7,006	7,275	7,543	7,816	8,087	
Jan-95	5,377	5,647	5,913	6,183	6,454	6,723	6,991	7,261	7,531	7,803	8,070	
Jan-96	5,344	5,612	5,881	6,145	6,417	6,682	6,954	7,226	7,488	7,756	8,023	
Jan-97	5,361	5,633	5,899	6,169	6,435	6,708	6,972	7,242	7,511	7,781	8,047	
Jan-98	5,425	5,698	5,971	6,243	6,512	6,783	7,053	7,330	7,602	7,871	8,144	
Jan-99	5,543	5,823	6,097	6,379	6,656	6,933	7,209	7,488	7,764	8,045	8,319	
Jan-00	5,658	5,944	6,225	6,509	6,794	7,077	7,359	7,644	7,926	8,209	8,496	
Jul-00	5,122	5,944	6,225	6,509	6,794	7,077	7,245	7,525	7,804	8,081	8,363	
Jan-01	5,142	5,960	6,245	6,529	6,812	7,096	7,421	7,704	7,990	8,276	8,561	
Jul-01	5,190	5,565	6,245	6,529	6,812	7,096	7,421	7,704	7,990	8,276	8,561	
Jan-02	5,311	5,696	6,429	6,720	7,015	7,307	7,638	7,932	8,226	8,521	8,815	
Jan-03	5,424	5,816	6,093	6,873	7,174	7,474	7,811	8,112	8,413	8,715	9,013	
Jan-04	5,504	5,900	6,180	6,462	7,317	7,620	7,966	8,272	8,579	8,885	9,192	
Jan-05	5,558	5,959	6,243	6,529	6,812	7,629	7,975	8,282	8,589	8,895	9,200	
Jan-06	5,531	5,930	6,212	6,495	6,777	7,061	7,916	8,219	8,523	8,828	9,131	
Jan-07	5,618	6,023	6,310	6,596	6,885	7,172	7,458	8,170	8,474	8,776	9,078	
Apr-07	5,554	5,957	6,240	6,526	6,808	7,092	7,376	8,170	8,474	8,776	9,260	
Jan-08	5,458	5,853	6,133	6,411	6,690	6,969	7,250	7,541	8,508	8,812	9,299	
Jan-09	5,561	5,962	6,246	6,531	6,815	7,099	7,383	7,681	7,979	8,720	9,202	
Jan-10	5,751	6,166	6,458	6,753	7,048	7,341	7,634	7,942	8,250	8,560	9,517	
Jan-11	5,753	6,168	6,462	6,756	7,050	7,343	7,636	7,945	8,253	8,563	8,858	
Jan-12	5,822	6,245	6,543	6,839	7,137	7,435	7,733	8,043	8,356	8,667	8,967	
Jan-13	5,835	6,259	6,558	6,856	7,154	7,452	7,750	8,063	8,376	8,689	8,989	
Jan-14	5,826	6,250	6,547	6,845	7,142	7,440	7,738	8,049	8,362	8,674	8,974	
Jan-15	5,848	6,274	6,573	6,871	7,170	7,469	7,768	8,080	8,394	8,708	9,009	

Pay Grade	Pay Scale	Years of Service									
		31	32	33	34	35	36	37	38	39	40
O-7	Jan-07	9,382	9,684	9,987	10,290	10,593	10,896	11,198	11,501	11,804	12,106
	Apr-07	9,569	9,880	10,189	10,497	10,804	11,113	11,421	11,733	12,041	12,348
	Jan-08	9,609	9,919	10,230	10,539	10,850	11,159	11,469	11,778	12,090	12,400
	Jan-09	9,509	9,815	10,123	10,429	10,736	11,043	11,349	11,656	11,963	12,271
	Jan-10	9,832	10,150	10,467	10,784	11,101	11,418	11,737	12,054	12,370	12,689
	Jan-11	9,662	9,973	10,286	10,598	10,909	11,221	11,532	11,844	12,156	12,468
	Jan-12	9,329	10,009	10,323	10,634	10,949	11,260	11,574	11,886	12,199	12,513
	Jan-13	9,352	9,718	10,332	10,645	10,960	11,272	11,585	11,899	12,212	12,525
	Jan-14	9,335	9,701	10,069	10,576	10,887	11,198	11,509	11,820	12,132	12,442
	Jan-15	9,371	9,738	10,108	10,414	10,804	11,112	11,421	11,730	12,039	12,347

Amounts below the grid are based on a high-3 retirement.
See detailed footnotes following pay grade E1.

Monthly Gross Retired Pay for Active Duty Non-Disability Retirees as of January 1, 2015

Pay Grade	Pay Scale	Years of Service										
		20	21	22	23	24	25	26	27	28	29	30
O-6	Apr-55	3,415	3,583	3,971	4,155	4,337	4,522	5,085	5,284	5,487	5,686	5,879
	Jun-58	3,583	3,767	4,176	4,366	4,556	4,748	5,344	5,549	5,759	5,963	6,173
	Oct-63	3,756	3,941	4,369	4,574	4,770	4,966	5,607	5,824	6,045	6,257	6,474
	Sep-64	3,845	4,043	4,479	4,690	4,888	5,094	5,753	5,970	6,195	6,420	6,637
	Sep-65	3,883	4,105	4,549	4,758	4,964	5,170	5,840	6,061	6,291	6,513	6,740
	Jul-66	4,007	4,209	4,697	4,913	5,127	5,338	6,024	6,257	6,488	6,723	6,960
	Oct-67	4,091	4,299	4,766	4,984	5,228	5,449	6,152	6,389	6,627	6,866	7,099
	Jul-68	4,120	4,333	4,805	5,023	5,273	5,492	6,200	6,435	6,673	6,918	7,152
	Jul-69	4,359	4,578	5,072	5,310	5,542	5,805	6,553	6,805	7,063	7,309	7,564
	Jan-70	4,535	4,762	5,280	5,525	5,760	6,001	6,813	7,078	7,339	7,602	7,865
	Jan-71	4,591	4,825	5,348	5,595	5,840	6,085	6,867	7,171	7,440	7,704	7,968
	Nov-71	4,591	4,825	5,348	5,595	5,840	6,085	6,867	7,171	7,440	7,704	7,968
	Jan-72	4,721	4,955	5,497	5,749	5,998	6,248	7,049	7,325	7,644	7,910	8,186
	Oct-72	4,869	5,115	5,665	5,933	6,190	6,450	7,274	7,552	7,880	8,162	8,446
	Oct-73	4,869	5,115	5,665	5,933	6,190	6,450	7,274	7,552	7,834	8,162	8,446
	Oct-74	4,725	4,959	5,501	5,754	6,002	6,253	7,063	7,331	7,602	7,874	8,192
	Oct-75	4,368	4,586	5,083	5,322	5,549	5,788	6,529	6,778	7,031	7,281	7,538
	Oct-76	4,216	4,429	4,913	5,131	5,358	5,586	6,300	6,539	6,780	7,028	7,272
	Oct-77	4,142	4,350	4,820	5,036	5,261	5,480	6,179	6,422	6,658	6,896	7,137
	Oct-78	4,118	4,328	4,802	5,021	5,234	5,453	6,158	6,395	6,634	6,869	7,106
	Oct-79	4,018	4,220	4,682	4,890	5,106	5,321	6,001	6,235	6,466	6,706	6,928
	Oct-80	3,826	4,022	4,463	4,663	4,871	5,071	5,725	5,944	6,165	6,389	6,611
	Oct-81	3,915	4,112	4,570	4,772	4,980	5,189	5,853	6,083	6,304	6,532	6,762
	Oct-82	3,915	4,112	4,570	4,772	4,980	5,189	5,853	6,083	6,304	6,532	6,762
	Jan-84	4,049	4,250	4,710	4,926	5,140	5,358	6,049	6,280	6,512	6,745	6,980
	Jan-85	4,093	4,299	4,767	4,986	5,206	5,420	6,119	6,354	6,587	6,827	7,068
	Oct-85	4,219	4,430	4,915	5,132	5,361	5,588	6,301	6,548	6,783	7,031	7,274
	Jan-87	4,273	4,485	4,972	5,203	5,424	5,651	6,375	6,622	6,868	7,115	7,356
	Jan-88	4,168	4,372	4,853	5,071	5,292	5,515	6,226	6,466	6,710	6,947	7,185
	Jan-89	4,159	4,369	4,842	5,067	5,286	5,510	6,217	6,455	6,690	6,933	7,171
Jan-90	4,118	4,330	4,799	5,018	5,233	5,455	6,158	6,394	6,631	6,869	7,105	
Jan-91	4,045	4,249	4,707	4,923	5,138	5,351	6,037	6,274	6,506	6,740	6,967	
Jan-92	4,105	4,306	4,776	4,995	5,214	5,430	6,127	6,364	6,600	6,837	7,076	
Jan-93	4,132	4,340	4,813	5,031	5,246	5,465	6,173	6,411	6,648	6,886	7,121	
Jan-94	4,119	4,330	4,795	5,018	5,233	5,455	6,158	6,394	6,631	6,869	7,105	
Jan-95	4,112	4,316	4,790	5,008	5,223	5,443	6,141	6,379	6,616	6,854	7,089	
Jan-96	4,091	4,297	4,762	4,979	5,193	5,409	6,105	6,345	6,577	6,812	7,046	
Jan-97	4,105	4,309	4,776	4,994	5,209	5,426	6,125	6,361	6,596	6,836	7,071	
Jan-98	4,153	4,360	4,834	5,054	5,272	5,491	6,200	6,436	6,677	6,913	7,152	
Jan-99	4,246	4,458	4,941	5,165	5,391	5,616	6,335	6,577	6,824	7,068	7,309	
Jan-00	4,332	4,549	5,041	5,272	5,503	5,734	6,466	6,714	6,964	7,210	7,461	
Jul-00	3,861	4,649	5,001	5,227	5,453	5,679	6,363	6,610	6,854	7,096	7,344	
Jan-01	3,891	4,764	5,122	5,353	5,584	5,815	6,515	6,768	7,017	7,268	7,519	
Jul-01	3,936	4,270	5,122	5,353	5,584	5,815	6,515	6,768	7,017	7,268	7,519	
Jan-02	4,048	4,389	5,272	5,512	5,752	6,001	6,709	6,966	7,227	7,483	7,741	
Jan-03	4,155	4,508	4,795	5,638	6,033	6,286	6,861	7,125	7,388	7,652	7,917	
Jan-04	4,215	4,572	4,866	5,210	6,154	6,413	6,994	7,265	7,534	7,803	8,073	
Jan-05	4,256	4,617	4,914	5,262	5,539	6,418	7,004	7,272	7,543	7,812	8,081	
Jan-06	4,235	4,594	4,889	5,237	5,512	5,841	6,949	7,216	7,485	7,751	8,019	
Jan-07	4,303	4,667	4,968	5,319	5,599	5,934	6,224	7,176	7,442	7,707	7,972	
Apr-07	4,254	4,615	4,912	5,261	5,537	5,869	6,154	7,176	7,442	7,707	8,133	
Jan-08	4,180	4,535	4,827	5,170	5,442	5,765	6,047	6,440	7,473	7,741	8,167	
Jan-09	4,261	4,621	4,917	5,267	5,542	5,875	6,162	6,561	6,911	7,660	8,082	
Jan-10	4,406	4,778	5,085	5,447	5,731	6,075	6,371	6,784	7,148	7,517	8,356	
Jan-11	4,407	4,779	5,087	5,448	5,733	6,077	6,374	6,785	7,151	7,520	7,781	
Jan-12	4,461	4,837	5,149	5,515	5,805	6,151	6,451	6,868	7,239	7,613	7,876	
Jan-13	4,471	4,850	5,161	5,528	5,818	6,167	6,468	6,886	7,256	7,631	7,894	
Jan-14	4,464	4,842	5,153	5,519	5,809	6,156	6,457	6,873	7,243	7,619	7,881	
Jan-15	4,489	4,868	5,181	5,549	5,841	6,190	6,493	6,912	7,283	7,661	7,925	

Pay Grade	Pay Scale	Years of Service									
		31	32	33	34	35	36	37	38	39	40
O-6	Jan-07	8,239	8,505	8,772	9,038	9,304	9,569	9,835	10,100	10,366	10,633
	Apr-07	8,405	8,677	8,947	9,218	9,489	9,761	10,032	10,303	10,574	10,845
	Jan-08	8,439	8,712	8,984	9,255	9,529	9,800	10,074	10,345	10,618	10,890
	Jan-09	8,351	8,621	8,890	9,161	9,429	9,699	9,968	10,237	10,507	10,776
	Jan-10	8,634	8,915	9,192	9,471	9,748	10,027	10,307	10,585	10,863	11,142
	Jan-11	8,486	8,759	9,034	9,307	9,582	9,854	10,129	10,402	10,676	10,951
	Jan-12	8,193	8,789	9,065	9,340	9,614	9,889	10,164	10,439	10,714	10,988
	Jan-13	8,213	8,534	9,074	9,350	9,624	9,900	10,175	10,449	10,725	10,999
	Jan-14	8,200	8,520	8,843	9,288	9,561	9,834	10,107	10,380	10,653	10,928
	Jan-15	8,245	8,567	8,892	9,161	9,583	9,857	10,130	10,404	10,678	10,952

Amounts below the grid are based on a high-3 retirement.
See detailed footnotes following pay grade E1.

Monthly Gross Retired Pay for Active Duty Non-Disability Retirees as of January 1, 2015

Pay Grade	Pay Scale	Years of Service										
		20	21	22	23	24	25	26	27	28	29	30
O-5	Apr-55	2,950	3,103	3,383	3,541	3,693	3,845	4,001	4,155	4,306	4,465	4,622
	Jun-58	3,103	3,256	3,556	3,717	3,880	4,043	4,206	4,364	4,530	4,693	4,854
	Oct-63	3,394	3,563	3,866	4,047	4,219	4,396	4,575	4,748	4,924	5,103	5,279
	Sep-64	3,477	3,654	3,963	4,147	4,325	4,503	4,691	4,869	5,052	5,228	5,409
	Sep-65	3,511	3,710	4,022	4,208	4,392	4,577	4,760	4,944	5,127	5,313	5,495
	Jul-66	3,621	3,808	4,151	4,346	4,533	4,724	4,915	5,103	5,288	5,481	5,665
	Oct-67	3,697	3,890	4,216	4,407	4,629	4,821	5,018	5,208	5,403	5,595	5,791
	Jul-68	3,726	3,914	4,250	4,440	4,662	4,861	5,057	5,246	5,446	5,639	5,838
	Jul-69	3,938	4,142	4,488	4,696	4,899	5,131	5,340	5,546	5,754	5,959	6,165
	Jan-70	4,100	4,301	4,669	4,882	5,100	5,310	5,550	5,766	5,983	6,200	6,415
	Jan-71	4,151	4,363	4,733	4,948	5,165	5,382	5,596	5,846	6,061	6,283	6,500
	Nov-71	4,151	4,363	4,733	4,948	5,165	5,382	5,596	5,846	6,061	6,283	6,500
	Jan-72	4,264	4,480	4,865	5,080	5,307	5,529	5,750	5,970	6,228	6,455	6,673
	Oct-72	4,404	4,624	5,019	5,245	5,476	5,701	5,933	6,162	6,425	6,657	6,890
	Oct-73	4,404	4,624	5,019	5,245	5,476	5,701	5,933	6,162	6,389	6,657	6,890
	Oct-74	4,273	4,487	4,867	5,083	5,313	5,535	5,755	5,977	6,200	6,423	6,679
	Oct-75	3,949	4,149	4,497	4,707	4,915	5,120	5,323	5,530	5,734	5,939	6,142
	Oct-76	3,811	4,001	4,346	4,539	4,740	4,940	5,131	5,331	5,532	5,731	5,932
	Oct-77	3,738	3,930	4,260	4,457	4,647	4,847	5,040	5,232	5,426	5,625	5,814
	Oct-78	3,725	3,909	4,248	4,434	4,634	4,828	5,023	5,216	5,408	5,601	5,797
	Oct-79	3,629	3,814	4,142	4,328	4,518	4,706	4,893	5,080	5,273	5,458	5,651
	Oct-80	3,463	3,635	3,944	4,125	4,305	4,487	4,668	4,849	5,027	5,208	5,391
	Oct-81	3,543	3,721	4,035	4,220	4,405	4,586	4,772	4,956	5,138	5,328	5,509
	Oct-82	3,543	3,721	4,035	4,220	4,405	4,586	4,772	4,956	5,138	5,328	5,509
	Jan-84	3,657	3,843	4,168	4,359	4,548	4,737	4,926	5,122	5,310	5,498	5,696
	Jan-85	3,700	3,892	4,216	4,408	4,598	4,792	4,988	5,176	5,375	5,566	5,758
	Oct-85	3,812	4,002	4,350	4,543	4,742	4,940	5,132	5,332	5,535	5,733	5,933
	Jan-87	3,858	4,055	4,397	4,593	4,799	5,001	5,203	5,402	5,601	5,803	6,001
	Jan-88	3,770	3,961	4,292	4,488	4,686	4,881	5,072	5,273	5,467	5,661	5,859
	Jan-89	3,764	3,950	4,284	4,480	4,677	4,871	5,068	5,263	5,457	5,653	5,849
	Jan-90	3,725	3,914	4,248	4,435	4,634	4,829	5,019	5,214	5,405	5,601	5,795
Jan-91	3,658	3,839	4,165	4,357	4,543	4,735	4,924	5,115	5,307	5,497	5,688	
Jan-92	3,710	3,899	4,224	4,422	4,614	4,804	4,998	5,190	5,383	5,578	5,769	
Jan-93	3,735	3,927	4,256	4,452	4,643	4,839	5,032	5,226	5,420	5,612	5,812	
Jan-94	3,726	3,914	4,248	4,435	4,633	4,829	5,019	5,211	5,404	5,600	5,794	
Jan-95	3,721	3,907	4,237	4,430	4,625	4,818	5,010	5,205	5,396	5,591	5,780	
Jan-96	3,696	3,882	4,214	4,406	4,593	4,790	4,980	5,171	5,363	5,558	5,749	
Jan-97	3,710	3,898	4,224	4,420	4,613	4,803	4,995	5,188	5,383	5,575	5,765	
Jan-98	3,756	3,942	4,275	4,470	4,664	4,861	5,059	5,250	5,446	5,641	5,837	
Jan-99	3,838	4,028	4,371	4,572	4,768	4,969	5,168	5,363	5,565	5,764	5,962	
Jan-00	3,917	4,113	4,462	4,663	4,868	5,070	5,273	5,478	5,684	5,884	6,087	
Jul-00	3,455	4,068	4,391	4,589	4,791	4,990	5,190	5,392	5,592	5,792	5,992	
Jan-01	3,480	4,165	4,495	4,699	4,904	5,109	5,316	5,519	5,723	5,930	6,134	
Jul-01	3,517	3,796	4,495	4,699	4,904	5,109	5,316	5,519	5,723	5,930	6,134	
Jan-02	3,613	3,897	4,631	4,840	5,049	5,261	5,470	5,686	5,895	6,103	6,316	
Jan-03	3,737	3,996	4,221	4,948	5,166	5,382	5,597	5,812	6,026	6,243	6,458	
Jan-04	3,790	4,053	4,284	4,564	5,268	5,487	5,705	5,927	6,146	6,367	6,586	
Jan-05	3,826	4,095	4,328	4,612	4,857	5,493	5,715	5,936	6,154	6,375	6,594	
Jan-06	3,809	4,073	4,305	4,587	4,835	5,083	5,669	5,888	6,107	6,324	6,542	
Jan-07	3,870	4,139	4,373	4,660	4,912	5,165	5,372	5,854	6,073	6,289	6,506	
Apr-07	3,824	4,093	4,326	4,609	4,856	5,108	5,312	5,854	6,073	6,289	6,506	
Jan-08	3,760	4,022	4,250	4,528	4,773	5,018	5,219	5,420	6,096	6,315	6,533	
Jan-09	3,831	4,096	4,330	4,614	4,861	5,113	5,318	5,522	5,726	6,249	6,465	
Jan-10	3,962	4,236	4,478	4,772	5,029	5,287	5,499	5,710	5,923	6,134	6,685	
Jan-11	3,964	4,237	4,480	4,773	5,031	5,289	5,500	5,713	5,925	6,136	6,348	
Jan-12	4,012	4,290	4,534	4,831	5,091	5,354	5,569	5,784	5,998	6,211	6,426	
Jan-13	4,022	4,300	4,545	4,842	5,104	5,368	5,582	5,797	6,013	6,227	6,442	
Jan-14	4,015	4,294	4,538	4,835	5,096	5,359	5,573	5,788	6,003	6,216	6,431	
Jan-15	4,038	4,317	4,564	4,862	5,124	5,389	5,605	5,820	6,036	6,251	6,467	

Pay Grade	Pay Scale	Years of Service									
		31	32	33	34	35	36	37	38	39	40
O-5	Jan-07	6,723	6,938	7,154	7,375	7,590	7,807	8,024	8,241	8,459	8,677
	Apr-07	6,723	6,938	7,154	7,375	7,590	7,807	8,024	8,241	8,459	8,677
	Jan-08	6,751	6,968	7,186	7,404	7,622	7,839	8,057	8,276	8,495	8,712
	Jan-09	6,681	6,896	7,112	7,327	7,543	7,757	7,975	8,190	8,406	8,621
	Jan-10	6,907	7,131	7,353	7,576	7,800	8,022	8,244	8,469	8,691	8,915
	Jan-11	6,787	7,007	7,227	7,446	7,666	7,882	8,102	8,321	8,541	8,760
	Jan-12	6,641	7,032	7,253	7,472	7,691	7,911	8,131	8,351	8,571	8,790
	Jan-13	6,657	6,871	7,260	7,480	7,700	7,919	8,140	8,360	8,580	8,800
	Jan-14	6,646	6,860	7,074	7,431	7,649	7,868	8,087	8,304	8,523	8,742
	Jan-15	6,683	6,898	7,114	7,329	7,667	7,886	8,105	8,324	8,543	8,762

Amounts below the grid are based on a high-3 retirement.
See detailed footnotes following pay grade E1.

Monthly Gross Retired Pay for Active Duty Non-Disability Retirees as of January 1, 2015

Pay Grade	Pay Scale	Years of Service										
		20	21	22	23	24	25	26	27	28	29	30
O-4	Apr-55	2,493	2,622	2,798	2,926	3,060	3,189	3,402	3,540	3,665	3,797	3,932
	Jun-58	2,622	2,750	2,885	3,015	3,142	3,278	3,415	3,545	3,678	3,809	3,941
	Oct-63	2,930	3,082	3,228	3,378	3,523	3,675	3,818	3,967	4,114	4,260	4,408
	Sep-64	3,008	3,155	3,309	3,461	3,612	3,767	3,914	4,063	4,219	4,368	4,522
	Sep-65	3,037	3,205	3,362	3,514	3,666	3,819	3,971	4,129	4,282	4,433	4,588
	Jul-66	3,134	3,293	3,474	3,627	3,783	3,944	4,107	4,262	4,422	4,581	4,740
	Oct-67	3,199	3,362	3,522	3,686	3,866	4,028	4,189	4,355	4,515	4,676	4,835
	Jul-68	3,225	3,385	3,550	3,716	3,898	4,057	4,222	4,387	4,549	4,710	4,876
	Jul-69	3,408	3,581	3,756	3,927	4,093	4,290	4,463	4,636	4,810	4,981	5,157
	Jan-70	3,548	3,723	3,901	4,080	4,258	4,433	4,641	4,823	5,001	5,176	5,358
	Jan-71	3,593	3,772	3,952	4,140	4,311	4,494	4,676	4,883	5,069	5,248	5,427
	Nov-71	3,593	3,772	3,952	4,140	4,311	4,494	4,676	4,883	5,069	5,248	5,427
	Jan-72	3,692	3,876	4,062	4,250	4,432	4,622	4,806	4,989	5,207	5,392	5,585
	Oct-72	3,809	3,999	4,189	4,380	4,576	4,766	4,955	5,145	5,373	5,559	5,755
	Oct-73	3,809	3,999	4,189	4,380	4,576	4,766	4,955	5,145	5,338	5,559	5,755
	Oct-74	3,695	3,882	4,063	4,251	4,433	4,624	4,813	4,994	5,176	5,369	5,588
	Oct-75	3,416	3,590	3,762	3,933	4,105	4,276	4,451	4,622	4,791	4,959	5,131
	Oct-76	3,297	3,461	3,626	3,792	3,960	4,120	4,290	4,457	4,623	4,788	4,950
	Oct-77	3,237	3,399	3,560	3,723	3,891	4,052	4,214	4,371	4,537	4,701	4,865
	Oct-78	3,222	3,384	3,548	3,710	3,872	4,033	4,192	4,359	4,519	4,686	4,840
	Oct-79	3,138	3,303	3,456	3,614	3,772	3,933	4,090	4,250	4,406	4,572	4,724
	Oct-80	2,995	3,141	3,297	3,446	3,600	3,753	3,900	4,053	4,200	4,355	4,500
	Oct-81	3,063	3,216	3,374	3,523	3,679	3,837	3,988	4,146	4,298	4,452	4,602
	Oct-82	3,063	3,216	3,374	3,523	3,679	3,837	3,988	4,146	4,298	4,452	4,602
	Jan-84	3,161	3,320	3,480	3,640	3,797	3,960	4,116	4,277	4,433	4,593	4,756
	Jan-85	3,201	3,362	3,522	3,688	3,844	4,006	4,168	4,330	4,488	4,647	4,814
	Oct-85	3,300	3,463	3,627	3,795	3,962	4,125	4,292	4,458	4,624	4,789	4,955
	Jan-87	3,335	3,505	3,673	3,841	4,007	4,178	4,346	4,515	4,684	4,852	5,018
	Jan-88	3,258	3,420	3,590	3,753	3,909	4,074	4,243	4,406	4,574	4,735	4,896
	Jan-89	3,252	3,416	3,581	3,740	3,905	4,066	4,235	4,397	4,563	4,725	4,886
	Jan-90	3,222	3,384	3,548	3,710	3,872	4,032	4,191	4,358	4,519	4,684	4,840
Jan-91	3,159	3,322	3,480	3,636	3,797	3,957	4,114	4,275	4,432	4,589	4,752	
Jan-92	3,205	3,372	3,532	3,693	3,852	4,012	4,175	4,338	4,496	4,658	4,823	
Jan-93	3,229	3,396	3,558	3,720	3,880	4,047	4,207	4,368	4,530	4,695	4,853	
Jan-94	3,223	3,385	3,547	3,708	3,872	4,032	4,191	4,357	4,517	4,682	4,841	
Jan-95	3,215	3,379	3,542	3,698	3,862	4,023	4,184	4,350	4,510	4,670	4,834	
Jan-96	3,198	3,360	3,519	3,682	3,842	4,001	4,162	4,327	4,485	4,644	4,804	
Jan-97	3,207	3,372	3,532	3,692	3,854	4,012	4,175	4,337	4,496	4,656	4,821	
Jan-98	3,248	3,413	3,573	3,737	3,900	4,061	4,224	4,389	4,550	4,712	4,876	
Jan-99	3,319	3,486	3,653	3,817	3,983	4,153	4,316	4,485	4,649	4,820	4,982	
Jan-00	3,387	3,559	3,729	3,899	4,068	4,238	4,407	4,578	4,746	4,918	5,086	
Jul-00	3,105	3,501	3,671	3,838	4,003	4,172	4,337	4,505	4,673	4,840	5,008	
Jan-01	3,122	3,586	3,757	3,929	4,098	4,271	4,443	4,614	4,783	4,956	5,127	
Jul-01	3,151	3,344	3,757	3,929	4,098	4,271	4,443	4,614	4,783	4,956	5,127	
Jan-02	3,241	3,431	3,923	4,102	4,281	4,460	4,638	4,820	4,995	5,174	5,352	
Jan-03	3,346	3,525	3,694	4,200	4,380	4,562	4,744	4,927	5,109	5,293	5,476	
Jan-04	3,411	3,595	3,763	3,935	4,465	4,652	4,839	5,026	5,211	5,398	5,585	
Jan-05	3,453	3,637	3,812	3,986	4,158	4,658	4,844	5,032	5,218	5,403	5,591	
Jan-06	3,436	3,619	3,794	3,967	4,136	4,310	4,808	4,992	5,178	5,362	5,547	
Jan-07	3,491	3,677	3,854	4,029	4,206	4,379	4,555	4,966	5,148	5,332	5,517	
Apr-07	3,452	3,636	3,811	3,982	4,157	4,331	4,504	4,966	5,148	5,332	5,517	
Jan-08	3,392	3,574	3,743	3,914	4,086	4,255	4,425	4,596	5,170	5,354	5,539	
Jan-09	3,455	3,640	3,814	3,988	4,161	4,336	4,509	4,683	4,855	5,299	5,481	
Jan-10	3,573	3,764	3,944	4,123	4,303	4,483	4,662	4,842	5,021	5,201	5,667	
Jan-11	3,574	3,767	3,945	4,124	4,305	4,485	4,663	4,843	5,024	5,202	5,382	
Jan-12	3,619	3,814	3,995	4,177	4,358	4,541	4,721	4,904	5,085	5,268	5,449	
Jan-13	3,628	3,822	4,005	4,188	4,369	4,552	4,734	4,915	5,098	5,280	5,462	
Jan-14	3,622	3,817	3,998	4,181	4,362	4,544	4,726	4,907	5,090	5,271	5,453	
Jan-15	3,643	3,838	4,021	4,204	4,387	4,570	4,752	4,935	5,118	5,301	5,484	

Pay Grade	Pay Scale	Years of Service									
		31	32	33	34	35	36	37	38	39	40
O-4	Jan-07	5,700	5,884	6,069	6,253	6,436	6,621	6,805	6,988	7,172	7,355
	Apr-07	5,700	5,884	6,069	6,253	6,436	6,621	6,805	6,988	7,172	7,355
	Jan-08	5,724	5,907	6,092	6,278	6,464	6,648	6,833	7,017	7,202	7,387
	Jan-09	5,664	5,846	6,029	6,212	6,394	6,577	6,762	6,944	7,127	7,311
	Jan-10	5,856	6,046	6,235	6,425	6,613	6,802	6,991	7,181	7,371	7,558
	Jan-11	5,756	5,942	6,128	6,312	6,498	6,685	6,870	7,055	7,242	7,428
	Jan-12	5,630	5,962	6,149	6,335	6,522	6,708	6,895	7,080	7,267	7,453
	Jan-13	5,644	5,826	6,156	6,343	6,529	6,716	6,902	7,088	7,275	7,461
	Jan-14	5,635	5,816	5,999	6,301	6,486	6,671	6,856	7,042	7,227	7,413
	Jan-15	5,666	5,849	6,032	6,215	6,501	6,687	6,872	7,058	7,244	7,430

Amounts below the grid are based on a high-3 retirement.
See detailed footnotes following pay grade E1.

Monthly Gross Retired Pay for Active Duty Non-Disability Retirees as of January 1, 2015

Pay Grade	Pay Scale	Years of Service										
		20	21	22	23	24	25	26	27	28	29	30
O-3	Apr-55	2,195	2,308	2,493	2,609	2,723	2,840	2,950	3,065	3,184	3,297	3,411
	Jun-58	2,178	2,290	2,400	2,508	2,622	2,733	2,844	2,949	3,062	3,176	3,278
	Oct-63	2,535	2,663	2,789	2,918	3,044	3,177	3,303	3,431	3,558	3,688	3,812
	Sep-64	2,600	2,731	2,860	2,993	3,124	3,254	3,384	3,514	3,645	3,777	3,907
	Sep-65	2,625	2,771	2,909	3,039	3,176	3,304	3,435	3,565	3,700	3,837	3,967
	Jul-66	2,706	2,846	2,996	3,134	3,269	3,408	3,548	3,688	3,819	3,960	4,098
	Oct-67	2,765	2,904	3,043	3,184	3,338	3,480	3,619	3,762	3,900	4,047	4,180
	Jul-68	2,786	2,923	3,065	3,204	3,367	3,507	3,650	3,789	3,932	4,070	4,214
	Jul-69	2,946	3,090	3,244	3,387	3,541	3,710	3,856	4,002	4,154	4,301	4,453
	Jan-70	3,063	3,216	3,372	3,523	3,679	3,834	4,011	4,161	4,315	4,475	4,632
	Jan-71	3,104	3,258	3,416	3,572	3,727	3,890	4,047	4,222	4,377	4,537	4,696
	Nov-71	3,104	3,258	3,416	3,572	3,727	3,890	4,047	4,222	4,377	4,537	4,696
	Jan-72	3,192	3,353	3,511	3,672	3,826	3,992	4,151	4,309	4,495	4,661	4,823
	Oct-72	3,289	3,455	3,619	3,783	3,950	4,116	4,282	4,451	4,641	4,810	4,972
	Oct-73	3,289	3,455	3,619	3,783	3,950	4,116	4,282	4,451	4,614	4,810	4,972
	Oct-74	3,193	3,354	3,513	3,675	3,837	3,996	4,154	4,311	4,475	4,637	4,828
	Oct-75	2,949	3,097	3,249	3,398	3,548	3,695	3,843	3,992	4,144	4,289	4,433
	Oct-76	2,847	2,992	3,134	3,275	3,419	3,563	3,710	3,849	3,996	4,142	4,281
	Oct-77	2,791	2,932	3,075	3,216	3,356	3,499	3,635	3,780	3,919	4,058	4,200
	Oct-78	2,785	2,922	3,064	3,203	3,346	3,483	3,622	3,767	3,902	4,051	4,185
	Oct-79	2,714	2,849	2,987	3,124	3,258	3,398	3,532	3,672	3,808	3,942	4,080
	Oct-80	2,586	2,719	2,848	2,977	3,107	3,243	3,372	3,500	3,627	3,762	3,893
	Oct-81	2,640	2,781	2,912	3,044	3,183	3,312	3,445	3,581	3,716	3,844	3,973
	Oct-82	2,640	2,781	2,912	3,044	3,183	3,312	3,445	3,581	3,716	3,844	3,973
	Jan-84	2,736	2,872	3,008	3,141	3,280	3,419	3,559	3,696	3,837	3,968	4,110
	Jan-85	2,766	2,909	3,044	3,189	3,320	3,461	3,601	3,738	3,882	4,020	4,156
	Oct-85	2,848	2,993	3,135	3,277	3,420	3,564	3,713	3,852	3,997	4,144	4,282
	Jan-87	2,886	3,028	3,177	3,318	3,468	3,611	3,759	3,900	4,051	4,186	4,337
	Jan-88	2,819	2,956	3,097	3,243	3,383	3,522	3,665	3,809	3,949	4,091	4,235
	Jan-89	2,813	2,950	3,090	3,239	3,378	3,517	3,662	3,798	3,942	4,084	4,224
	Jan-90	2,786	2,924	3,065	3,204	3,346	3,484	3,622	3,769	3,904	4,051	4,185
Jan-91	2,733	2,869	3,006	3,142	3,281	3,418	3,559	3,693	3,832	3,969	4,109	
Jan-92	2,771	2,912	3,051	3,193	3,329	3,474	3,611	3,752	3,891	4,027	4,168	
Jan-93	2,791	2,932	3,075	3,213	3,356	3,493	3,633	3,777	3,915	4,057	4,195	
Jan-94	2,786	2,924	3,064	3,204	3,346	3,486	3,622	3,767	3,905	4,047	4,184	
Jan-95	2,784	2,921	3,060	3,198	3,338	3,480	3,618	3,759	3,900	4,041	4,176	
Jan-96	2,766	2,905	3,043	3,185	3,322	3,459	3,600	3,738	3,876	4,015	4,154	
Jan-97	2,773	2,913	3,051	3,193	3,329	3,474	3,612	3,748	3,890	4,026	4,169	
Jan-98	2,809	2,948	3,088	3,229	3,372	3,512	3,654	3,796	3,933	4,073	4,216	
Jan-99	2,869	3,010	3,157	3,303	3,445	3,591	3,735	3,877	4,021	4,168	4,310	
Jan-00	2,927	3,077	3,223	3,369	3,517	3,665	3,811	3,959	4,107	4,252	4,396	
Jul-00	2,706	3,077	3,223	3,369	3,517	3,665	3,811	3,959	4,107	4,252	4,396	
Jan-01	2,721	3,087	3,235	3,380	3,526	3,675	3,819	3,969	4,116	4,265	4,412	
Jul-01	2,743	2,881	3,235	3,380	3,526	3,675	3,819	3,969	4,116	4,265	4,412	
Jan-02	2,813	2,953	3,362	3,513	3,667	3,818	3,972	4,124	4,278	4,433	4,585	
Jan-03	2,882	3,028	3,172	3,596	3,751	3,909	4,063	4,219	4,376	4,533	4,691	
Jan-04	2,933	3,080	3,226	3,373	3,823	3,983	4,147	4,304	4,463	4,624	4,783	
Jan-05	2,968	3,117	3,264	3,414	3,560	3,992	4,151	4,310	4,468	4,629	4,789	
Jan-06	2,951	3,101	3,248	3,397	3,544	3,692	4,117	4,277	4,434	4,593	4,752	
Jan-07	3,000	3,150	3,300	3,451	3,601	3,751	3,902	4,252	4,411	4,569	4,724	
Apr-07	2,968	3,117	3,263	3,413	3,560	3,710	3,858	4,252	4,411	4,569	4,724	
Jan-08	2,915	3,062	3,206	3,354	3,498	3,644	3,792	3,936	4,429	4,585	4,744	
Jan-09	2,971	3,119	3,267	3,417	3,564	3,713	3,862	4,010	4,159	4,538	4,696	
Jan-10	3,071	3,224	3,379	3,534	3,686	3,841	3,994	4,148	4,301	4,455	4,855	
Jan-11	3,072	3,226	3,380	3,535	3,688	3,842	3,996	4,149	4,302	4,456	4,611	
Jan-12	3,112	3,266	3,422	3,578	3,734	3,889	4,045	4,202	4,356	4,512	4,668	
Jan-13	3,119	3,274	3,431	3,587	3,743	3,899	4,055	4,211	4,366	4,523	4,680	
Jan-14	3,114	3,270	3,426	3,581	3,737	3,892	4,049	4,204	4,360	4,516	4,671	
Jan-15	3,132	3,288	3,445	3,601	3,758	3,915	4,071	4,228	4,385	4,541	4,698	

Pay Grade	Pay Scale	Years of Service									
		31	32	33	34	35	36	37	38	39	40
O-3	Jan-07	4,882	5,040	5,198	5,355	5,513	5,669	5,827	5,987	6,144	6,301
	Apr-07	4,882	5,040	5,198	5,355	5,513	5,669	5,827	5,987	6,144	6,301
	Jan-08	4,903	5,060	5,219	5,378	5,536	5,695	5,852	6,012	6,169	6,327
	Jan-09	4,852	5,008	5,166	5,322	5,478	5,635	5,791	5,948	6,105	6,262
	Jan-10	5,017	5,179	5,341	5,504	5,665	5,827	5,990	6,150	6,313	6,475
	Jan-11	4,930	5,090	5,249	5,408	5,568	5,726	5,886	6,044	6,204	6,364
	Jan-12	4,824	5,108	5,268	5,427	5,587	5,747	5,906	6,066	6,226	6,385
	Jan-13	4,835	4,991	5,274	5,433	5,593	5,754	5,913	6,073	6,233	6,392
	Jan-14	4,828	4,983	5,139	5,398	5,556	5,715	5,874	6,033	6,191	6,350
	Jan-15	4,854	5,011	5,168	5,324	5,569	5,728	5,887	6,047	6,206	6,365

Amounts below the grid are based on a high-3 retirement.
See detailed footnotes following pay grade E1.

Monthly Gross Retired Pay for Active Duty Non-Disability Retirees as of January 1, 2015

Pay Grade	Pay Scale	Years of Service										
		20	21	22	23	24	25	26	27	28	29	30
O-2	Apr-55	1,816	1,906	2,000	2,090	2,182	2,277	2,366	2,458	2,551	2,639	2,737
	Jun-58	1,571	1,652	1,733	1,809	1,892	1,967	2,050	2,123	2,212	2,288	2,367
	Oct-63	1,875	1,967	2,068	2,159	2,255	2,348	2,445	2,540	2,634	2,731	2,825
	Sep-64	1,920	2,021	2,115	2,215	2,313	2,411	2,506	2,603	2,701	2,794	2,893
	Sep-65	1,941	2,050	2,149	2,248	2,347	2,445	2,546	2,639	2,741	2,844	2,939
	Jul-66	2,005	2,106	2,218	2,319	2,424	2,528	2,627	2,731	2,829	2,927	3,036
	Oct-67	2,047	2,148	2,251	2,357	2,472	2,575	2,678	2,786	2,887	2,993	3,096
	Jul-68	2,060	2,168	2,267	2,372	2,487	2,595	2,701	2,802	2,911	3,013	3,121
	Jul-69	2,178	2,288	2,400	2,507	2,622	2,743	2,853	2,964	3,075	3,190	3,300
	Jan-70	2,265	2,379	2,493	2,609	2,723	2,840	2,969	3,085	3,199	3,315	3,433
	Jan-71	2,293	2,417	2,532	2,640	2,763	2,880	2,993	3,129	3,245	3,362	3,477
	Nov-71	2,293	2,417	2,532	2,640	2,763	2,880	2,993	3,129	3,245	3,362	3,477
	Jan-72	2,362	2,481	2,601	2,719	2,840	2,955	3,075	3,197	3,329	3,452	3,572
	Oct-72	2,433	2,556	2,678	2,802	2,925	3,046	3,177	3,297	3,436	3,561	3,689
	Oct-73	2,433	2,556	2,678	2,802	2,925	3,046	3,177	3,297	3,418	3,561	3,689
	Oct-74	2,365	2,482	2,602	2,722	2,844	2,957	3,080	3,198	3,316	3,436	3,578
	Oct-75	2,186	2,292	2,409	2,520	2,627	2,737	2,847	2,956	3,065	3,181	3,285
	Oct-76	2,107	2,215	2,319	2,426	2,534	2,636	2,744	2,852	2,957	3,064	3,176
	Oct-77	2,069	2,174	2,282	2,379	2,485	2,591	2,698	2,794	2,904	3,008	3,117
	Oct-78	2,057	2,167	2,267	2,372	2,473	2,579	2,681	2,787	2,892	2,996	3,097
	Oct-79	2,006	2,108	2,212	2,313	2,415	2,520	2,617	2,719	2,819	2,920	3,021
	Oct-80	1,913	2,009	2,107	2,209	2,297	2,399	2,493	2,591	2,683	2,786	2,883
	Oct-81	1,962	2,056	2,154	2,255	2,353	2,454	2,551	2,652	2,747	2,848	2,947
	Oct-82	1,962	2,056	2,154	2,255	2,353	2,454	2,551	2,652	2,747	2,848	2,947
	Jan-84	2,025	2,119	2,229	2,330	2,427	2,534	2,634	2,738	2,840	2,940	3,044
	Jan-85	2,047	2,149	2,252	2,361	2,459	2,561	2,669	2,769	2,873	2,977	3,080
	Oct-85	2,108	2,216	2,319	2,426	2,535	2,638	2,747	2,853	2,957	3,065	3,177
	Jan-87	2,135	2,242	2,348	2,458	2,565	2,671	2,785	2,890	2,999	3,106	3,208
	Jan-88	2,086	2,188	2,293	2,400	2,503	2,610	2,718	2,822	2,923	3,032	3,135
	Jan-89	2,084	2,186	2,291	2,397	2,502	2,605	2,713	2,817	2,920	3,026	3,131
	Jan-90	2,060	2,168	2,267	2,374	2,480	2,581	2,683	2,790	2,895	2,999	3,106
	Jan-91	2,026	2,123	2,229	2,330	2,429	2,534	2,634	2,738	2,840	2,941	3,043
	Jan-92	2,053	2,155	2,260	2,364	2,470	2,571	2,671	2,780	2,882	2,987	3,087
Jan-93	2,070	2,175	2,277	2,379	2,484	2,590	2,697	2,794	2,904	3,005	3,112	
Jan-94	2,060	2,168	2,268	2,375	2,478	2,581	2,685	2,790	2,895	2,999	3,103	
Jan-95	2,058	2,166	2,265	2,372	2,474	2,578	2,679	2,786	2,890	2,995	3,099	
Jan-96	2,049	2,150	2,254	2,360	2,461	2,563	2,667	2,770	2,876	2,977	3,080	
Jan-97	2,054	2,159	2,261	2,366	2,469	2,571	2,674	2,781	2,883	2,986	3,088	
Jan-98	2,083	2,184	2,290	2,393	2,500	2,603	2,707	2,816	2,918	3,021	3,126	
Jan-99	2,128	2,233	2,341	2,446	2,554	2,663	2,767	2,876	2,984	3,088	3,194	
Jan-00	2,172	2,283	2,388	2,499	2,608	2,719	2,825	2,936	3,043	3,151	3,259	
Jul-00	2,006	2,283	2,388	2,499	2,608	2,719	2,825	2,936	3,043	3,151	3,259	
Jan-01	2,014	2,289	2,397	2,508	2,617	2,726	2,832	2,942	3,053	3,160	3,272	
Jul-01	2,035	2,136	2,397	2,508	2,617	2,726	2,832	2,942	3,053	3,160	3,272	
Jan-02	2,081	2,185	2,470	2,580	2,695	2,806	2,919	3,034	3,142	3,255	3,369	
Jan-03	2,127	2,232	2,340	2,640	2,755	2,869	2,985	3,100	3,215	3,329	3,445	
Jan-04	2,158	2,265	2,374	2,483	2,809	2,926	3,044	3,160	3,280	3,398	3,514	
Jan-05	2,179	2,290	2,399	2,508	2,618	2,932	3,047	3,163	3,283	3,401	3,519	
Jan-06	2,170	2,278	2,386	2,494	2,604	2,712	3,026	3,142	3,258	3,376	3,492	
Jan-07	2,205	2,314	2,425	2,534	2,645	2,757	2,866	3,125	3,241	3,357	3,472	
Apr-07	2,179	2,289	2,397	2,507	2,617	2,725	2,833	3,125	3,241	3,357	3,472	
Jan-08	2,141	2,249	2,357	2,463	2,571	2,678	2,786	2,893	3,254	3,369	3,486	
Jan-09	2,182	2,292	2,400	2,510	2,619	2,729	2,837	2,947	3,057	3,336	3,450	
Jan-10	2,256	2,370	2,484	2,597	2,708	2,822	2,935	3,047	3,160	3,274	3,567	
Jan-11	2,257	2,371	2,484	2,597	2,710	2,823	2,936	3,049	3,162	3,275	3,387	
Jan-12	2,286	2,400	2,515	2,629	2,743	2,858	2,973	3,087	3,202	3,316	3,430	
Jan-13	2,292	2,407	2,522	2,637	2,750	2,864	2,979	3,094	3,209	3,324	3,439	
Jan-14	2,288	2,403	2,518	2,632	2,747	2,861	2,975	3,090	3,204	3,319	3,433	
Jan-15	2,302	2,417	2,532	2,647	2,762	2,877	2,992	3,107	3,222	3,338	3,453	

Pay Grade	Pay Scale	Years of Service									
		31	32	33	34	35	36	37	38	39	40
O-2	Jan-07	3,587	3,702	3,818	3,935	4,051	4,166	4,282	4,397	4,515	4,631
	Apr-07	3,587	3,702	3,818	3,935	4,051	4,166	4,282	4,397	4,515	4,631
	Jan-08	3,603	3,720	3,837	3,953	4,069	4,183	4,300	4,417	4,533	4,649
	Jan-09	3,565	3,680	3,796	3,911	4,027	4,142	4,255	4,371	4,487	4,601
	Jan-10	3,687	3,806	3,925	4,043	4,163	4,282	4,401	4,520	4,639	4,759
	Jan-11	3,622	3,740	3,857	3,974	4,091	4,208	4,325	4,441	4,559	4,675
	Jan-12	3,544	3,753	3,871	3,988	4,105	4,223	4,341	4,458	4,575	4,693
	Jan-13	3,554	3,668	3,875	3,993	4,111	4,227	4,345	4,463	4,580	4,698
	Jan-14	3,548	3,663	3,777	3,967	4,084	4,201	4,317	4,434	4,550	4,667
	Jan-15	3,568	3,683	3,798	3,913	4,093	4,210	4,327	4,444	4,561	4,678

Amounts below the grid are based on a high-3 retirement. See detailed footnotes following pay grade E1.

Monthly Gross Retired Pay for Active Duty Non-Disability Retirees as of January 1, 2015

Pay Grade	Pay Scale	Years of Service										
		20	21	22	23	24	25	26	27	28	29	30
O-1	Apr-55	1,645	1,727	1,809	1,896	1,973	2,057	2,142	2,228	2,308	2,389	2,473
	Jun-58	1,298	1,363	1,424	1,492	1,559	1,621	1,691	1,755	1,821	1,889	1,957
	Oct-63	1,474	1,554	1,622	1,700	1,772	1,852	1,923	2,000	2,073	2,149	2,228
	Sep-64	1,516	1,594	1,667	1,745	1,821	1,898	1,972	2,050	2,122	2,207	2,285
	Sep-65	1,527	1,613	1,694	1,769	1,852	1,923	2,005	2,084	2,159	2,237	2,315
	Jul-66	1,575	1,658	1,750	1,829	1,906	1,988	2,069	2,148	2,230	2,312	2,389
	Oct-67	1,611	1,691	1,770	1,856	1,948	2,028	2,110	2,193	2,282	2,361	2,435
	Jul-68	1,620	1,704	1,784	1,869	1,964	2,047	2,122	2,212	2,291	2,375	2,458
	Jul-69	1,713	1,804	1,889	1,973	2,062	2,165	2,248	2,336	2,424	2,508	2,600
	Jan-70	1,781	1,875	1,965	2,054	2,146	2,235	2,343	2,427	2,527	2,610	2,703
	Jan-71	1,808	1,899	1,989	2,084	2,175	2,265	2,361	2,463	2,554	2,646	2,740
	Nov-71	1,808	1,899	1,989	2,084	2,175	2,265	2,361	2,463	2,554	2,646	2,740
	Jan-72	1,859	1,953	2,047	2,139	2,232	2,327	2,424	2,521	2,627	2,721	2,814
	Oct-72	1,915	2,017	2,110	2,211	2,304	2,405	2,499	2,595	2,707	2,805	2,904
	Oct-73	1,915	2,017	2,110	2,211	2,304	2,405	2,499	2,595	2,697	2,805	2,904
	Oct-74	1,860	1,957	2,049	2,142	2,237	2,332	2,425	2,525	2,610	2,706	2,819
	Oct-75	1,716	1,807	1,896	1,978	2,069	2,154	2,242	2,330	2,420	2,503	2,587
	Oct-76	1,658	1,745	1,826	1,907	1,994	2,076	2,165	2,246	2,330	2,417	2,496
	Oct-77	1,622	1,711	1,795	1,875	1,959	2,040	2,119	2,209	2,287	2,367	2,454
	Oct-78	1,617	1,704	1,781	1,866	1,949	2,031	2,111	2,195	2,282	2,362	2,438
	Oct-79	1,577	1,660	1,743	1,817	1,899	1,978	2,057	2,139	2,221	2,294	2,378
	Oct-80	1,506	1,578	1,658	1,735	1,809	1,888	1,964	2,040	2,112	2,192	2,267
	Oct-81	1,540	1,616	1,697	1,770	1,855	1,934	2,007	2,088	2,167	2,242	2,319
	Oct-82	1,540	1,616	1,697	1,770	1,855	1,934	2,007	2,088	2,167	2,242	2,319
	Jan-84	1,594	1,670	1,753	1,832	1,908	1,994	2,073	2,154	2,235	2,315	2,399
	Jan-85	1,611	1,691	1,770	1,856	1,938	2,019	2,100	2,179	2,260	2,345	2,425
	Oct-85	1,660	1,745	1,829	1,907	1,998	2,076	2,167	2,246	2,332	2,417	2,499
	Jan-87	1,679	1,766	1,852	1,937	2,021	2,106	2,191	2,277	2,362	2,445	2,531
	Jan-88	1,643	1,726	1,808	1,889	1,972	2,054	2,136	2,221	2,304	2,387	2,470
	Jan-89	1,642	1,718	1,805	1,887	1,969	2,050	2,135	2,218	2,300	2,380	2,467
	Jan-90	1,621	1,706	1,786	1,871	1,953	2,034	2,112	2,195	2,283	2,362	2,441
Jan-91	1,595	1,674	1,754	1,834	1,913	1,994	2,074	2,155	2,235	2,315	2,399	
Jan-92	1,616	1,697	1,777	1,861	1,946	2,026	2,107	2,186	2,267	2,350	2,431	
Jan-93	1,626	1,712	1,795	1,877	1,959	2,040	2,122	2,205	2,288	2,367	2,448	
Jan-94	1,622	1,708	1,790	1,871	1,953	2,036	2,115	2,195	2,283	2,362	2,445	
Jan-95	1,620	1,705	1,783	1,867	1,949	2,031	2,111	2,193	2,275	2,360	2,439	
Jan-96	1,613	1,696	1,776	1,859	1,939	2,024	2,103	2,183	2,264	2,345	2,426	
Jan-97	1,619	1,700	1,780	1,865	1,946	2,027	2,108	2,190	2,268	2,352	2,435	
Jan-98	1,642	1,718	1,806	1,887	1,971	2,050	2,135	2,218	2,298	2,380	2,463	
Jan-99	1,677	1,760	1,845	1,930	2,013	2,099	2,182	2,265	2,350	2,433	2,519	
Jan-00	1,710	1,798	1,884	1,971	2,054	2,141	2,230	2,313	2,400	2,485	2,570	
Jul-00	1,579	1,798	1,884	1,971	2,054	2,141	2,230	2,313	2,400	2,485	2,570	
Jan-01	1,589	1,805	1,889	1,976	2,062	2,149	2,235	2,321	2,410	2,491	2,579	
Jul-01	1,603	1,683	1,889	1,976	2,062	2,149	2,235	2,321	2,410	2,491	2,579	
Jan-02	1,642	1,721	1,947	2,036	2,124	2,215	2,303	2,387	2,480	2,567	2,658	
Jan-03	1,677	1,760	1,845	2,081	2,175	2,264	2,357	2,445	2,534	2,627	2,720	
Jan-04	1,702	1,786	1,871	1,956	2,217	2,309	2,400	2,492	2,585	2,678	2,771	
Jan-05	1,717	1,807	1,891	1,977	2,065	2,311	2,405	2,495	2,589	2,681	2,776	
Jan-06	1,710	1,798	1,883	1,967	2,054	2,138	2,386	2,480	2,570	2,663	2,754	
Jan-07	1,739	1,825	1,911	2,000	2,086	2,174	2,260	2,464	2,556	2,647	2,738	
Apr-07	1,717	1,806	1,891	1,978	2,065	2,149	2,236	2,464	2,556	2,647	2,738	
Jan-08	1,689	1,773	1,860	1,944	2,028	2,114	2,196	2,282	2,567	2,659	2,750	
Jan-09	1,722	1,808	1,893	1,981	2,067	2,152	2,239	2,325	2,412	2,631	2,723	
Jan-10	1,780	1,870	1,958	2,048	2,137	2,227	2,315	2,404	2,494	2,583	2,815	
Jan-11	1,780	1,871	1,959	2,049	2,138	2,228	2,315	2,405	2,495	2,583	2,673	
Jan-12	1,804	1,894	1,984	2,074	2,165	2,254	2,346	2,435	2,526	2,616	2,707	
Jan-13	1,809	1,898	1,989	2,080	2,170	2,260	2,352	2,441	2,532	2,623	2,713	
Jan-14	1,805	1,896	1,987	2,076	2,167	2,258	2,348	2,438	2,528	2,619	2,709	
Jan-15	1,816	1,907	1,998	2,089	2,180	2,270	2,361	2,452	2,543	2,634	2,725	

Pay Grade	Pay Scale	Years of Service									
		31	32	33	34	35	36	37	38	39	40
O-1	Jan-07	2,830	2,922	3,011	3,104	3,196	3,286	3,379	3,471	3,560	3,654
	Apr-07	2,830	2,922	3,011	3,104	3,196	3,286	3,379	3,471	3,560	3,654
	Jan-08	2,843	2,935	3,026	3,118	3,210	3,301	3,392	3,485	3,575	3,669
	Jan-09	2,813	2,905	2,995	3,085	3,177	3,267	3,358	3,449	3,540	3,630
	Jan-10	2,910	3,003	3,097	3,191	3,284	3,378	3,474	3,566	3,661	3,754
	Jan-11	2,858	2,951	3,043	3,135	3,227	3,320	3,412	3,504	3,597	3,689
	Jan-12	2,796	2,962	3,054	3,146	3,240	3,332	3,424	3,517	3,610	3,702
	Jan-13	2,803	2,895	3,058	3,151	3,243	3,336	3,429	3,521	3,614	3,707
	Jan-14	2,799	2,890	2,980	3,131	3,222	3,314	3,407	3,498	3,591	3,683
	Jan-15	2,815	2,906	2,997	3,088	3,230	3,322	3,415	3,507	3,599	3,692

Amounts below the grid are based on a high-3 retirement.
See detailed footnotes following pay grade E1.

Monthly Gross Retired Pay for Active Duty Non-Disability Retirees as of January 1, 2015

Pay Grade	Pay Scale	Years of Service										
		20	21	22	23	24	25	26	27	28	29	30
O-3E	Apr-55	2,195	2,308	2,493	2,609	2,723	2,840	2,950	3,065	3,184	3,297	3,411
	Jun-58	2,223	2,334	2,446	2,556	2,670	2,785	2,893	3,008	3,121	3,229	3,346
	Oct-63	2,574	2,704	2,831	2,962	3,090	3,223	3,354	3,481	3,612	3,739	3,872
	Sep-64	2,636	2,771	2,909	3,039	3,176	3,305	3,436	3,571	3,704	3,838	3,968
	Sep-65	2,665	2,816	2,948	3,084	3,219	3,355	3,486	3,622	3,762	3,898	4,032
	Jul-66	2,749	2,887	3,044	3,189	3,325	3,461	3,601	3,738	3,882	4,020	4,156
	Oct-67	2,805	2,948	3,088	3,229	3,394	3,532	3,678	3,818	3,962	4,105	4,248
	Jul-68	2,827	2,969	3,118	3,255	3,418	3,561	3,705	3,849	3,992	4,140	4,279
	Jul-69	2,992	3,138	3,293	3,439	3,593	3,767	3,914	4,065	4,219	4,369	4,522
	Jan-70	3,109	3,265	3,425	3,581	3,734	3,897	4,070	4,234	4,390	4,544	4,702
	Jan-71	3,148	3,310	3,474	3,627	3,783	3,944	4,107	4,289	4,451	4,604	4,766
	Nov-71	3,148	3,310	3,474	3,627	3,783	3,944	4,107	4,289	4,451	4,604	4,766
	Jan-72	3,243	3,402	3,563	3,726	3,893	4,054	4,216	4,377	4,574	4,733	4,896
	Oct-72	3,344	3,511	3,678	3,844	4,012	4,180	4,353	4,518	4,710	4,881	5,054
	Oct-73	3,344	3,511	3,678	3,844	4,012	4,180	4,353	4,518	4,690	4,881	5,054
	Oct-74	3,244	3,403	3,565	3,730	3,897	4,056	4,220	4,386	4,544	4,708	4,901
	Oct-75	2,996	3,142	3,300	3,451	3,601	3,756	3,901	4,054	4,207	4,358	4,503
	Oct-76	2,892	3,037	3,184	3,327	3,476	3,615	3,767	3,908	4,056	4,200	4,352
	Oct-77	2,840	2,979	3,124	3,263	3,408	3,553	3,695	3,838	3,980	4,118	4,264
	Oct-78	2,826	2,965	3,109	3,254	3,398	3,541	3,679	3,820	3,965	4,109	4,250
	Oct-79	2,753	2,893	3,034	3,176	3,309	3,446	3,590	3,725	3,866	4,002	4,146
	Oct-80	2,627	2,758	2,892	3,023	3,151	3,289	3,419	3,556	3,689	3,817	3,949
	Oct-81	2,681	2,820	2,956	3,090	3,228	3,363	3,499	3,632	3,770	3,902	4,043
	Oct-82	2,681	2,820	2,956	3,090	3,228	3,363	3,499	3,632	3,770	3,902	4,043
	Jan-84	2,771	2,912	3,057	3,194	3,328	3,475	3,612	3,756	3,893	4,032	4,173
	Jan-85	2,805	2,948	3,088	3,229	3,374	3,513	3,657	3,796	3,938	4,079	4,220
	Oct-85	2,892	3,039	3,184	3,327	3,476	3,619	3,767	3,908	4,056	4,206	4,352
	Jan-87	2,925	3,075	3,219	3,369	3,517	3,665	3,812	3,960	4,109	4,253	4,404
	Jan-88	2,853	3,002	3,142	3,289	3,434	3,578	3,721	3,862	4,006	4,154	4,298
	Jan-89	2,852	2,999	3,138	3,281	3,431	3,571	3,717	3,856	4,001	4,148	4,289
	Jan-90	2,826	2,969	3,116	3,253	3,397	3,540	3,678	3,820	3,963	4,109	4,250
Jan-91	2,771	2,912	3,051	3,193	3,328	3,474	3,611	3,752	3,891	4,027	4,170	
Jan-92	2,816	2,954	3,097	3,242	3,383	3,522	3,665	3,806	3,946	4,088	4,230	
Jan-93	2,831	2,977	3,119	3,259	3,402	3,547	3,691	3,832	3,972	4,116	4,260	
Jan-94	2,827	2,971	3,114	3,252	3,396	3,539	3,679	3,819	3,963	4,107	4,250	
Jan-95	2,823	2,964	3,107	3,248	3,389	3,532	3,675	3,814	3,957	4,098	4,240	
Jan-96	2,805	2,947	3,088	3,228	3,369	3,511	3,654	3,795	3,932	4,073	4,216	
Jan-97	2,817	2,954	3,099	3,243	3,380	3,521	3,665	3,806	3,946	4,088	4,228	
Jan-98	2,849	2,996	3,135	3,279	3,424	3,565	3,705	3,852	3,996	4,139	4,279	
Jan-99	2,913	3,060	3,204	3,353	3,495	3,642	3,790	3,935	4,081	4,226	4,373	
Jan-00	2,973	3,122	3,272	3,420	3,569	3,720	3,869	4,018	4,168	4,314	4,464	
Jul-00	2,759	3,215	3,372	3,522	3,677	3,831	3,983	4,140	4,290	4,446	4,596	
Jan-01	2,796	3,295	3,450	3,610	3,764	3,922	4,080	4,237	4,394	4,551	4,708	
Jul-01	2,847	2,989	3,450	3,610	3,764	3,922	4,080	4,237	4,394	4,551	4,708	
Jan-02	2,954	3,103	3,587	3,751	3,914	4,078	4,240	4,404	4,569	4,731	4,893	
Jan-03	3,047	3,228	3,385	3,838	4,002	4,171	4,337	4,505	4,672	4,839	5,005	
Jan-04	3,102	3,286	3,445	3,601	4,082	4,252	4,423	4,592	4,765	4,932	5,105	
Jan-05	3,138	3,326	3,484	3,642	3,802	4,258	4,428	4,597	4,770	4,940	5,110	
Jan-06	3,123	3,309	3,466	3,624	3,782	3,940	4,394	4,565	4,733	4,902	5,071	
Jan-07	3,175	3,362	3,522	3,682	3,843	4,002	4,162	4,537	4,707	4,874	5,042	
Apr-07	3,137	3,324	3,484	3,640	3,800	3,959	4,117	4,537	4,707	4,874	5,042	
Jan-08	3,082	3,267	3,423	3,579	3,734	3,891	4,045	4,203	4,727	4,896	5,064	
Jan-09	3,141	3,328	3,487	3,645	3,805	3,964	4,121	4,280	4,438	4,844	5,011	
Jan-10	3,249	3,443	3,607	3,770	3,934	4,098	4,263	4,427	4,589	4,755	5,181	
Jan-11	3,250	3,444	3,608	3,772	3,935	4,100	4,264	4,428	4,592	4,758	4,920	
Jan-12	3,288	3,486	3,653	3,819	3,984	4,151	4,317	4,483	4,648	4,815	4,982	
Jan-13	3,298	3,495	3,662	3,829	3,995	4,161	4,328	4,494	4,661	4,827	4,994	
Jan-14	3,293	3,489	3,656	3,822	3,988	4,154	4,321	4,487	4,653	4,820	4,986	
Jan-15	3,311	3,509	3,676	3,844	4,011	4,178	4,345	4,512	4,679	4,846	5,014	

Pay Grade	Pay Scale	Years of Service									
		31	32	33	34	35	36	37	38	39	40
O-3E	Jan-07	5,210	5,380	5,546	5,716	5,884	6,053	6,219	6,388	6,558	6,724
	Apr-07	5,210	5,380	5,546	5,716	5,884	6,053	6,219	6,388	6,558	6,724
	Jan-08	5,233	5,401	5,571	5,739	5,907	6,078	6,246	6,416	6,585	6,753
	Jan-09	5,178	5,346	5,514	5,680	5,846	6,015	6,181	6,349	6,515	6,683
	Jan-10	5,354	5,528	5,700	5,874	6,046	6,218	6,391	6,565	6,737	6,909
	Jan-11	5,261	5,430	5,602	5,771	5,942	6,111	6,280	6,450	6,621	6,789
	Jan-12	5,148	5,452	5,621	5,792	5,962	6,134	6,303	6,474	6,645	6,815
	Jan-13	5,160	5,328	5,629	5,798	5,968	6,139	6,310	6,481	6,651	6,822
	Jan-14	5,152	5,318	5,485	5,761	5,930	6,099	6,269	6,438	6,607	6,778
	Jan-15	5,181	5,348	5,515	5,682	5,944	6,113	6,283	6,453	6,623	6,793

Amounts below the grid are based on a high-3 retirement. See detailed footnotes following pay grade E1.

Monthly Gross Retired Pay for Active Duty Non-Disability Retirees as of January 1, 2015

Pay Grade	Pay Scale	Years of Service										
		20	21	22	23	24	25	26	27	28	29	30
O-2E	Apr-55	1,816	1,906	2,000	2,090	2,182	2,277	2,366	2,458	2,551	2,639	2,737
	Jun-58	1,862	1,963	2,054	2,148	2,242	2,337	2,429	2,529	2,622	2,718	2,809
	Oct-63	2,175	2,287	2,397	2,503	2,617	2,723	2,831	2,946	3,057	3,161	3,272
	Sep-64	2,230	2,344	2,455	2,568	2,678	2,790	2,909	3,015	3,130	3,245	3,355
	Sep-65	2,251	2,378	2,489	2,605	2,722	2,835	2,949	3,064	3,181	3,296	3,404
	Jul-66	2,326	2,438	2,574	2,694	2,809	2,925	3,044	3,161	3,278	3,401	3,519
	Oct-67	2,372	2,489	2,610	2,733	2,869	2,989	3,107	3,228	3,353	3,474	3,592
	Jul-68	2,389	2,513	2,633	2,750	2,890	3,010	3,134	3,254	3,378	3,495	3,615
	Jul-69	2,531	2,655	2,785	2,911	3,039	3,189	3,310	3,437	3,565	3,696	3,820
	Jan-70	2,630	2,765	2,893	3,028	3,157	3,296	3,443	3,581	3,716	3,844	3,973
	Jan-71	2,667	2,798	2,930	3,066	3,201	3,336	3,474	3,626	3,764	3,898	4,032
	Nov-71	2,667	2,798	2,930	3,066	3,201	3,336	3,474	3,626	3,764	3,898	4,032
	Jan-72	2,738	2,880	3,013	3,148	3,289	3,431	3,564	3,704	3,866	4,001	4,146
	Oct-72	2,825	2,965	3,109	3,252	3,397	3,540	3,679	3,819	3,988	4,129	4,275
	Oct-73	2,825	2,965	3,109	3,252	3,397	3,540	3,679	3,819	3,963	4,129	4,275
	Oct-74	2,741	2,882	3,015	3,151	3,296	3,433	3,571	3,710	3,844	3,986	4,148
	Oct-75	2,535	2,663	2,789	2,917	3,044	3,177	3,303	3,431	3,558	3,688	3,811
	Oct-76	2,445	2,568	2,694	2,814	2,939	3,062	3,189	3,306	3,433	3,556	3,678
	Oct-77	2,400	2,525	2,638	2,763	2,883	3,004	3,124	3,248	3,367	3,484	3,610
	Oct-78	2,387	2,507	2,630	2,749	2,872	2,992	3,117	3,233	3,354	3,475	3,596
	Oct-79	2,330	2,445	2,561	2,678	2,794	2,917	3,036	3,146	3,265	3,384	3,501
	Oct-80	2,221	2,332	2,441	2,554	2,669	2,784	2,892	3,004	3,119	3,228	3,338
	Oct-81	2,268	2,380	2,499	2,610	2,731	2,845	2,956	3,074	3,190	3,304	3,416
	Oct-82	2,268	2,380	2,499	2,610	2,731	2,845	2,956	3,074	3,190	3,304	3,416
	Jan-84	2,345	2,464	2,579	2,700	2,819	2,932	3,057	3,176	3,293	3,408	3,525
	Jan-85	2,372	2,489	2,610	2,736	2,849	2,969	3,088	3,208	3,328	3,451	3,571
	Oct-85	2,445	2,568	2,694	2,814	2,939	3,062	3,189	3,306	3,433	3,556	3,678
	Jan-87	2,477	2,601	2,723	2,848	2,972	3,097	3,222	3,351	3,475	3,600	3,722
	Jan-88	2,417	2,538	2,663	2,784	2,904	3,025	3,142	3,265	3,388	3,512	3,632
	Jan-89	2,415	2,534	2,655	2,780	2,899	3,021	3,138	3,262	3,384	3,505	3,626
Jan-90	2,389	2,510	2,630	2,749	2,872	2,993	3,116	3,237	3,354	3,476	3,597	
Jan-91	2,345	2,463	2,581	2,700	2,817	2,936	3,057	3,174	3,289	3,407	3,523	
Jan-92	2,378	2,499	2,622	2,740	2,858	2,979	3,101	3,219	3,337	3,459	3,575	
Jan-93	2,399	2,520	2,639	2,762	2,881	3,002	3,121	3,243	3,362	3,483	3,603	
Jan-94	2,391	2,511	2,633	2,753	2,872	2,995	3,114	3,233	3,355	3,475	3,596	
Jan-95	2,387	2,509	2,629	2,748	2,868	2,989	3,108	3,227	3,347	3,468	3,585	
Jan-96	2,374	2,493	2,617	2,732	2,852	2,971	3,090	3,208	3,328	3,446	3,567	
Jan-97	2,380	2,503	2,623	2,741	2,860	2,983	3,101	3,216	3,337	3,459	3,578	
Jan-98	2,413	2,532	2,655	2,772	2,895	3,014	3,138	3,256	3,378	3,499	3,620	
Jan-99	2,463	2,586	2,713	2,835	2,955	3,082	3,205	3,328	3,452	3,578	3,697	
Jan-00	2,516	2,641	2,767	2,893	3,019	3,146	3,274	3,400	3,524	3,653	3,778	
Jul-00	2,324	2,641	2,767	2,893	3,019	3,146	3,274	3,400	3,524	3,653	3,778	
Jan-01	2,334	2,651	2,779	2,905	3,032	3,156	3,284	3,408	3,538	3,664	3,790	
Jul-01	2,358	2,474	2,779	2,905	3,032	3,156	3,284	3,408	3,538	3,664	3,790	
Jan-02	2,413	2,532	2,858	2,992	3,121	3,250	3,381	3,511	3,639	3,772	3,902	
Jan-03	2,463	2,585	2,710	3,059	3,192	3,325	3,458	3,592	3,724	3,858	3,992	
Jan-04	2,498	2,625	2,749	2,876	3,255	3,391	3,526	3,663	3,800	3,933	4,070	
Jan-05	2,524	2,651	2,779	2,905	3,032	3,396	3,532	3,667	3,802	3,938	4,074	
Jan-06	2,513	2,639	2,765	2,890	3,015	3,141	3,504	3,638	3,774	3,910	4,043	
Jan-07	2,552	2,680	2,806	2,937	3,064	3,192	3,319	3,618	3,753	3,887	4,022	
Apr-07	2,524	2,650	2,779	2,905	3,031	3,157	3,282	3,618	3,753	3,887	4,022	
Jan-08	2,483	2,605	2,729	2,854	2,978	3,102	3,226	3,349	3,769	3,904	4,037	
Jan-09	2,527	2,653	2,782	2,908	3,034	3,160	3,286	3,414	3,541	3,863	3,996	
Jan-10	2,613	2,744	2,876	3,006	3,136	3,268	3,399	3,530	3,662	3,792	4,132	
Jan-11	2,615	2,745	2,876	3,007	3,138	3,269	3,400	3,532	3,662	3,794	3,924	
Jan-12	2,648	2,780	2,912	3,045	3,178	3,311	3,443	3,575	3,707	3,840	3,972	
Jan-13	2,655	2,787	2,920	3,053	3,186	3,319	3,451	3,584	3,717	3,850	3,983	
Jan-14	2,650	2,783	2,916	3,048	3,181	3,313	3,446	3,578	3,711	3,843	3,976	
Jan-15	2,665	2,799	2,932	3,065	3,199	3,332	3,465	3,599	3,732	3,865	3,998	

Pay Grade	Pay Scale	Years of Service									
		31	32	33	34	35	36	37	38	39	40
O-2E	Jan-07	4,156	4,290	4,424	4,557	4,691	4,826	4,960	5,094	5,228	5,361
	Apr-07	4,156	4,290	4,424	4,557	4,691	4,826	4,960	5,094	5,228	5,361
	Jan-08	4,172	4,306	4,442	4,577	4,712	4,847	4,981	5,116	5,251	5,386
	Jan-09	4,130	4,263	4,396	4,528	4,662	4,796	4,929	5,063	5,196	5,330
	Jan-10	4,271	4,408	4,547	4,684	4,822	4,960	5,097	5,235	5,373	5,512
	Jan-11	4,195	4,332	4,466	4,602	4,737	4,873	5,009	5,145	5,280	5,415
	Jan-12	4,105	4,347	4,483	4,620	4,755	4,891	5,028	5,164	5,299	5,434
	Jan-13	4,115	4,249	4,488	4,624	4,760	4,896	5,032	5,168	5,304	5,440
	Jan-14	4,109	4,241	4,374	4,504	4,634	4,764	4,894	5,024	5,154	5,284
	Jan-15	4,132	4,265	4,398	4,532	4,664	4,796	4,928	5,060	5,192	5,324

Amounts below the grid are based on a high-3 retirement.
See detailed footnotes following pay grade E1.

Monthly Gross Retired Pay for Active Duty Non-Disability Retirees as of January 1, 2015

Pay Grade	Pay Scale	Years of Service										
		20	21	22	23	24	25	26	27	28	29	30
O-1E	Apr-55	1,645	1,727	1,809	1,896	1,973	2,057	2,142	2,228	2,308	2,389	2,473
	Jun-58	1,656	1,743	1,822	1,906	1,989	2,073	2,159	2,242	2,327	2,414	2,493
	Oct-63	1,836	1,927	2,025	2,111	2,211	2,294	2,394	2,484	2,578	2,671	2,765
	Sep-64	1,885	1,976	2,072	2,169	2,262	2,361	2,455	2,548	2,639	2,740	2,831
	Sep-65	1,899	2,007	2,106	2,202	2,293	2,397	2,487	2,586	2,681	2,784	2,880
	Jul-66	1,963	2,060	2,174	2,274	2,371	2,471	2,573	2,671	2,769	2,872	2,969
	Oct-67	2,001	2,105	2,209	2,304	2,423	2,528	2,625	2,726	2,827	2,926	3,034
	Jul-68	2,019	2,117	2,223	2,326	2,438	2,542	2,640	2,747	2,849	2,950	3,058
	Jul-69	2,131	2,242	2,348	2,456	2,565	2,683	2,792	2,909	3,010	3,122	3,229
	Jan-70	2,221	2,332	2,441	2,554	2,669	2,784	2,911	3,021	3,134	3,249	3,360
	Jan-71	2,251	2,365	2,477	2,591	2,704	2,819	2,927	3,063	3,181	3,293	3,403
	Nov-71	2,251	2,365	2,477	2,591	2,704	2,819	2,927	3,063	3,181	3,293	3,403
	Jan-72	2,313	2,426	2,546	2,663	2,781	2,893	3,010	3,129	3,262	3,380	3,499
	Oct-72	2,386	2,506	2,627	2,744	2,868	2,987	3,107	3,228	3,369	3,484	3,611
	Oct-73	2,386	2,506	2,627	2,744	2,868	2,987	3,107	3,228	3,351	3,484	3,611
	Oct-74	2,314	2,429	2,548	2,667	2,784	2,896	3,013	3,131	3,249	3,367	3,501
	Oct-75	2,139	2,246	2,357	2,464	2,573	2,678	2,787	2,895	3,004	3,117	3,219
	Oct-76	2,062	2,169	2,274	2,375	2,481	2,582	2,691	2,791	2,895	3,002	3,106
	Oct-77	2,027	2,123	2,230	2,332	2,431	2,538	2,636	2,741	2,846	2,947	3,046
	Oct-78	2,019	2,117	2,223	2,324	2,425	2,531	2,629	2,733	2,831	2,932	3,037
	Oct-79	1,966	2,068	2,168	2,262	2,365	2,463	2,561	2,665	2,763	2,863	2,957
	Oct-80	1,875	1,967	2,068	2,159	2,252	2,348	2,441	2,540	2,633	2,731	2,822
	Oct-81	1,915	2,014	2,110	2,211	2,304	2,405	2,499	2,595	2,694	2,789	2,886
	Oct-82	1,915	2,014	2,110	2,211	2,304	2,405	2,499	2,595	2,694	2,789	2,886
	Jan-84	1,976	2,083	2,178	2,283	2,378	2,481	2,579	2,678	2,781	2,883	2,979
	Jan-85	2,005	2,106	2,211	2,308	2,414	2,508	2,609	2,714	2,814	2,917	3,015
	Oct-85	2,068	2,172	2,274	2,376	2,482	2,586	2,694	2,791	2,896	3,004	3,107
	Jan-87	2,089	2,195	2,300	2,409	2,508	2,622	2,723	2,829	2,930	3,040	3,142
	Jan-88	2,043	2,145	2,248	2,348	2,455	2,554	2,662	2,765	2,864	2,965	3,071
	Jan-89	2,039	2,142	2,243	2,347	2,448	2,553	2,655	2,757	2,860	2,962	3,065
Jan-90	2,021	2,121	2,224	2,326	2,427	2,531	2,630	2,733	2,830	2,939	3,039	
Jan-91	1,980	2,084	2,179	2,285	2,379	2,481	2,581	2,678	2,781	2,882	2,979	
Jan-92	2,013	2,112	2,215	2,315	2,420	2,521	2,620	2,721	2,823	2,924	3,025	
Jan-93	2,027	2,128	2,231	2,332	2,432	2,535	2,639	2,741	2,845	2,946	3,045	
Jan-94	2,024	2,122	2,228	2,327	2,426	2,531	2,633	2,733	2,831	2,937	3,039	
Jan-95	2,018	2,119	2,223	2,324	2,424	2,527	2,629	2,731	2,828	2,932	3,035	
Jan-96	2,006	2,108	2,211	2,310	2,413	2,513	2,617	2,713	2,817	2,917	3,013	
Jan-97	2,013	2,115	2,217	2,319	2,421	2,519	2,623	2,722	2,824	2,924	3,026	
Jan-98	2,039	2,139	2,243	2,345	2,447	2,551	2,655	2,755	2,856	2,957	3,062	
Jan-99	2,084	2,188	2,293	2,399	2,503	2,608	2,713	2,818	2,921	3,026	3,131	
Jan-00	2,128	2,235	2,341	2,447	2,554	2,663	2,767	2,876	2,983	3,089	3,195	
Jul-00	1,965	2,235	2,341	2,447	2,554	2,663	2,767	2,876	2,983	3,089	3,195	
Jan-01	1,976	2,241	2,349	2,455	2,563	2,670	2,779	2,885	2,993	3,100	3,204	
Jul-01	1,991	2,090	2,349	2,455	2,563	2,670	2,779	2,885	2,993	3,100	3,204	
Jan-02	2,039	2,141	2,420	2,528	2,638	2,748	2,858	2,970	3,080	3,190	3,301	
Jan-03	2,084	2,188	2,293	2,586	2,700	2,813	2,923	3,039	3,150	3,262	3,377	
Jan-04	2,115	2,221	2,326	2,431	2,754	2,868	2,984	3,099	3,213	3,328	3,443	
Jan-05	2,136	2,242	2,349	2,456	2,564	2,873	2,986	3,103	3,217	3,334	3,447	
Jan-06	2,125	2,232	2,337	2,445	2,551	2,660	2,965	3,078	3,193	3,307	3,421	
Jan-07	2,159	2,267	2,375	2,485	2,591	2,701	2,806	3,061	3,177	3,287	3,402	
Apr-07	2,135	2,243	2,350	2,456	2,563	2,670	2,779	3,061	3,177	3,287	3,402	
Jan-08	2,099	2,205	2,309	2,415	2,519	2,624	2,729	2,834	3,188	3,303	3,417	
Jan-09	2,138	2,245	2,353	2,459	2,567	2,673	2,782	2,887	2,995	3,268	3,381	
Jan-10	2,211	2,321	2,433	2,543	2,653	2,765	2,876	2,986	3,097	3,207	3,495	
Jan-11	2,212	2,322	2,434	2,544	2,656	2,766	2,876	2,987	3,098	3,208	3,319	
Jan-12	2,240	2,353	2,464	2,577	2,688	2,800	2,912	3,024	3,137	3,249	3,361	
Jan-13	2,246	2,358	2,471	2,583	2,695	2,807	2,920	3,032	3,145	3,257	3,369	
Jan-14	2,243	2,355	2,466	2,578	2,691	2,803	2,915	3,028	3,140	3,252	3,364	
Jan-15	2,255	2,368	2,481	2,593	2,706	2,819	2,932	3,045	3,157	3,270	3,383	

Pay Grade	Pay Scale	Years of Service									
		31	32	33	34	35	36	37	38	39	40
O-1E	Jan-07	3,515	3,627	3,742	3,856	3,970	4,083	4,196	4,310	4,423	4,536
	Apr-07	3,515	3,627	3,742	3,856	3,970	4,083	4,196	4,310	4,423	4,536
	Jan-08	3,531	3,643	3,757	3,872	3,986	4,100	4,214	4,328	4,442	4,556
	Jan-09	3,493	3,607	3,721	3,832	3,944	4,057	4,170	4,283	4,396	4,510
	Jan-10	3,613	3,730	3,846	3,963	4,080	4,195	4,312	4,429	4,545	4,662
	Jan-11	3,550	3,665	3,780	3,894	4,009	4,122	4,237	4,352	4,466	4,582
	Jan-12	3,474	3,678	3,793	3,907	4,023	4,138	4,253	4,368	4,483	4,597
	Jan-13	3,482	3,595	3,797	3,912	4,027	4,143	4,258	4,374	4,488	4,602
	Jan-14	3,476	3,588	3,700	3,886	4,001	4,115	4,230	4,344	4,459	4,573
	Jan-15	3,496	3,609	3,721	3,834	4,011	4,125	4,240	4,354	4,469	4,584

Amounts below the grid are based on a high-3 retirement.
See detailed footnotes following pay grade E1.

Monthly Gross Retired Pay for Active Duty Non-Disability Retirees as of January 1, 2015

Pay Grade	Pay Scale	Years of Service										
		20	21	22	23	24	25	26	27	28	29	30
W-5	Jan-94	2,979	3,129	3,400	3,559	3,818	3,979	4,313	4,480	4,645	4,817	4,980
	Jan-95	2,972	3,122	3,397	3,553	3,813	3,972	4,305	4,471	4,638	4,803	4,970
	Jan-96	2,955	3,106	3,376	3,532	3,792	3,950	4,281	4,448	4,613	4,776	4,944
	Jan-97	2,964	3,116	3,387	3,542	3,805	3,963	4,297	4,462	4,629	4,791	4,959
	Jan-98	3,002	3,151	3,430	3,584	3,851	4,010	4,346	4,515	4,683	4,848	5,019
	Jan-99	3,066	3,223	3,503	3,665	3,933	4,098	4,443	4,614	4,784	4,956	5,128
	Jan-00	3,131	3,289	3,575	3,738	4,016	4,180	4,535	4,709	4,884	5,059	5,233
	Jul-00	2,499	3,257	3,531	3,692	3,982	4,150	4,456	4,628	4,796	4,970	5,140
	Jan-01	2,514	3,337	3,617	3,781	4,078	4,248	4,562	4,737	4,914	5,089	5,263
	Jul-01	2,542	2,830	3,617	3,781	4,078	4,248	4,562	4,737	4,914	5,089	5,263
	Jan-02	2,618	2,917	3,796	3,968	4,278	4,457	4,786	4,972	5,156	5,338	5,522
	Jan-03	2,699	3,009	3,304	4,058	4,374	4,557	4,895	5,083	5,272	5,460	5,650
	Jan-04	2,768	3,076	3,373	3,722	4,463	4,648	4,991	5,184	5,377	5,568	5,760
	Jan-05	2,828	3,129	3,418	3,770	3,978	4,653	4,997	5,189	5,383	5,575	5,766
	Jan-06	2,833	3,134	3,413	3,752	3,960	4,217	4,960	5,150	5,341	5,534	5,723
	Jan-07	2,888	3,195	3,477	3,811	4,022	4,282	4,504	5,121	5,311	5,501	5,691
	Apr-07	2,860	3,169	3,448	3,786	3,995	4,255	4,475	5,428	5,631	5,833	6,335
	Jan-08	2,829	3,149	3,430	3,781	3,995	4,260	4,478	4,762	5,655	5,856	6,362
	Jan-09	2,900	3,226	3,532	3,895	4,132	4,411	4,641	4,935	5,183	5,795	6,296
	Jan-10	3,011	3,353	3,667	4,060	4,306	4,615	4,856	5,168	5,426	5,689	6,509
	Jan-11	3,013	3,352	3,668	4,061	4,309	4,616	4,858	5,169	5,427	5,691	5,887
	Jan-12	3,049	3,392	3,712	4,111	4,361	4,673	4,918	5,233	5,494	5,761	5,959
	Jan-13	3,058	3,400	3,721	4,121	4,373	4,684	4,929	5,245	5,509	5,775	5,974
	Jan-14	3,053	3,395	3,714	4,114	4,365	4,676	4,921	5,237	5,499	5,766	5,964
	Jan-15	3,070	3,413	3,735	4,137	4,389	4,702	4,948	5,265	5,530	5,798	5,998

Pay Grade	Pay Scale	Years of Service									
		31	32	33	34	35	36	37	38	39	40
W-5	Jan-07	5,880	6,072	6,260	6,450	6,638	6,831	7,020	7,208	7,398	7,589
	Apr-07	6,547	6,758	6,969	7,541	7,760	7,985	8,205	8,848	9,081	9,315
	Jan-08	6,573	6,786	6,998	7,571	7,795	8,017	8,239	8,886	9,119	9,353
	Jan-09	6,506	6,716	6,926	7,493	7,713	7,933	8,154	8,793	9,025	9,256
	Jan-10	6,726	6,944	7,161	7,747	7,976	8,203	8,431	9,094	9,331	9,572
	Jan-11	6,612	6,824	7,037	7,613	7,835	8,061	8,285	8,934	9,170	9,405
	Jan-12	6,264	6,848	7,062	7,640	7,865	8,090	8,313	8,967	9,202	9,439
	Jan-13	6,277	6,588	7,070	7,647	7,873	8,098	8,323	8,976	9,213	9,448
	Jan-14	6,268	6,576	6,889	7,598	7,822	8,044	8,268	8,917	9,152	9,387
	Jan-15	6,302	6,612	6,928	7,138	7,839	8,063	8,287	8,937	9,173	9,408

Amounts below the grid are based on a high-3 retirement.
See detailed footnotes following pay grade E1.

Monthly Gross Retired Pay for Active Duty Non-Disability Retirees as of January 1, 2015

Pay Grade	Pay Scale	Years of Service										
		20	21	22	23	24	25	26	27	28	29	30
W-4	Apr-55	2,123	2,235	2,422	2,532	2,638	2,750	2,962	3,078	3,194	3,309	3,543
	Jun-58	2,192	2,300	2,482	2,600	2,713	2,825	3,117	3,233	3,355	3,476	3,721
	Oct-63	2,431	2,554	2,767	2,893	3,021	3,142	3,532	3,672	3,809	3,942	4,080
	Sep-64	2,493	2,624	2,840	2,965	3,096	3,228	3,621	3,764	3,901	4,049	4,181
	Sep-65	2,525	2,663	2,883	3,013	3,141	3,277	3,678	3,818	3,963	4,107	4,249
	Jul-66	2,601	2,733	2,976	3,109	3,249	3,383	3,795	3,942	4,090	4,236	4,380
	Oct-67	2,655	2,789	3,019	3,155	3,315	3,455	3,875	4,022	4,176	4,319	4,471
	Jul-68	2,674	2,809	3,043	3,184	3,344	3,480	3,902	4,055	4,207	4,358	4,510
	Jul-69	2,827	2,969	3,216	3,363	3,512	3,679	4,125	4,284	4,446	4,602	4,765
	Jan-70	2,941	3,088	3,347	3,499	3,653	3,808	4,292	4,458	4,624	4,789	4,955
	Jan-71	2,984	3,131	3,394	3,548	3,700	3,856	4,325	4,518	4,690	4,854	5,024
	Nov-71	2,984	3,131	3,394	3,548	3,700	3,856	4,325	4,518	4,690	4,854	5,024
	Jan-72	3,063	3,216	3,481	3,642	3,798	3,962	4,435	4,614	4,817	4,986	5,159
	Oct-72	3,157	3,318	3,596	3,760	3,924	4,088	4,582	4,760	4,961	5,140	5,321
	Oct-73	3,157	3,318	3,596	3,760	3,924	4,088	4,582	4,760	4,939	5,140	5,321
	Oct-74	3,064	3,219	3,484	3,645	3,808	3,965	4,451	4,619	4,789	4,959	5,163
	Oct-75	2,831	2,977	3,223	3,374	3,519	3,665	4,111	4,273	4,430	4,586	4,748
	Oct-76	2,736	2,873	3,109	3,252	3,398	3,541	3,967	4,117	4,275	4,428	4,581
	Oct-77	2,679	2,819	3,051	3,193	3,329	3,475	3,897	4,049	4,191	4,350	4,493
	Oct-78	2,671	2,805	3,040	3,183	3,318	3,456	3,880	4,028	4,179	4,328	4,478
	Oct-79	2,603	2,737	2,962	3,097	3,237	3,372	3,780	3,928	4,070	4,219	4,364
	Oct-80	2,484	2,608	2,826	2,955	3,084	3,213	3,606	3,740	3,890	4,022	4,159
	Oct-81	2,540	2,669	2,890	3,023	3,149	3,285	3,689	3,826	3,969	4,112	4,256
	Oct-82	2,540	2,669	2,890	3,023	3,149	3,285	3,689	3,826	3,969	4,112	4,256
	Jan-84	2,625	2,753	2,985	3,122	3,255	3,397	3,808	3,952	4,102	4,250	4,397
	Jan-85	2,655	2,787	3,021	3,155	3,297	3,435	3,851	4,001	4,150	4,299	4,452
	Oct-85	2,736	2,873	3,109	3,254	3,398	3,541	3,968	4,118	4,276	4,430	4,582
	Jan-87	2,767	2,909	3,146	3,297	3,436	3,582	4,015	4,175	4,330	4,485	4,638
	Jan-88	2,701	2,840	3,075	3,211	3,355	3,495	3,924	4,070	4,224	4,372	4,527
	Jan-89	2,699	2,831	3,070	3,207	3,353	3,491	3,914	4,063	4,217	4,369	4,522
	Jan-90	2,671	2,809	3,040	3,183	3,320	3,459	3,880	4,027	4,178	4,330	4,479
Jan-91	2,622	2,757	2,985	3,121	3,254	3,394	3,808	3,952	4,100	4,249	4,392	
Jan-92	2,664	2,793	3,028	3,167	3,306	3,443	3,861	4,010	4,158	4,306	4,458	
Jan-93	2,678	2,819	3,047	3,192	3,434	3,574	3,891	4,041	4,186	4,340	4,489	
Jan-94	2,674	2,806	3,042	3,184	3,424	3,566	3,878	4,028	4,176	4,330	4,478	
Jan-95	2,668	2,803	3,037	3,179	3,418	3,560	3,872	4,021	4,170	4,316	4,468	
Jan-96	2,655	2,787	3,019	3,156	3,398	3,541	3,851	3,999	4,149	4,297	4,446	
Jan-97	2,665	2,798	3,031	3,163	3,407	3,553	3,861	4,010	4,159	4,306	4,458	
Jan-98	2,698	2,829	3,064	3,204	3,448	3,595	3,908	4,058	4,211	4,360	4,512	
Jan-99	2,755	2,892	3,134	3,278	3,524	3,674	3,994	4,150	4,303	4,457	4,612	
Jan-00	2,814	2,951	3,197	3,344	3,600	3,749	4,076	4,235	4,390	4,548	4,704	
Jul-00	2,499	2,925	3,168	3,314	3,571	3,721	4,076	4,235	4,390	4,548	4,704	
Jan-01	2,514	2,998	3,247	3,394	3,659	3,810	4,090	4,246	4,404	4,562	4,721	
Jul-01	2,542	2,723	3,247	3,394	3,659	3,810	4,090	4,246	4,404	4,562	4,721	
Jan-02	2,618	2,805	3,421	3,578	3,857	4,016	4,310	4,477	4,643	4,810	4,975	
Jan-03	2,699	2,899	3,070	3,661	3,941	4,108	4,408	4,578	4,748	4,919	5,088	
Jan-04	2,768	2,975	3,151	3,367	4,111	4,282	4,594	4,773	4,949	5,128	5,304	
Jan-05	2,828	3,038	3,218	3,441	3,631	4,287	4,600	4,778	4,956	5,132	5,310	
Jan-06	2,833	3,044	3,225	3,447	3,637	3,872	4,567	4,742	4,918	5,093	5,271	
Jan-07	2,888	3,103	3,286	3,514	3,708	3,947	4,151	4,715	4,890	5,065	5,240	
Apr-07	2,860	3,074	3,256	3,485	3,677	3,916	4,116	4,933	5,117	5,299	5,592	
Jan-08	2,829	3,040	3,220	3,458	3,653	3,897	4,096	4,359	5,138	5,322	5,613	
Jan-09	2,900	3,116	3,300	3,544	3,756	4,010	4,222	4,494	4,723	5,267	5,555	
Jan-10	3,011	3,237	3,427	3,680	3,902	4,177	4,398	4,687	4,927	5,169	5,747	
Jan-11	3,013	3,237	3,429	3,681	3,902	4,178	4,399	4,688	4,928	5,171	5,349	
Jan-12	3,049	3,276	3,471	3,727	3,951	4,230	4,454	4,745	4,988	5,235	5,415	
Jan-13	3,058	3,284	3,479	3,736	3,959	4,241	4,464	4,757	5,000	5,247	5,428	
Jan-14	3,053	3,279	3,473	3,730	3,953	4,233	4,457	4,750	4,992	5,239	5,419	
Jan-15	3,070	3,297	3,493	3,751	3,975	4,257	4,482	4,776	5,020	5,268	5,450	

Pay Grade	Pay Scale	Years of Service									
		31	32	33	34	35	36	37	38	39	40
W-4	Jan-07	5,414	5,590	5,763	5,939	6,114	6,288	6,462	6,636	6,813	6,987
	Apr-07	5,777	5,964	6,151	6,337	6,524	6,712	6,897	7,083	7,270	7,455
	Jan-08	5,803	5,991	6,177	6,364	6,551	6,739	6,926	7,113	7,301	7,487
	Jan-09	5,742	5,929	6,113	6,299	6,484	6,668	6,854	7,040	7,226	7,410
	Jan-10	5,938	6,129	6,320	6,511	6,704	6,896	7,086	7,277	7,469	7,663
	Jan-11	5,834	6,022	6,211	6,399	6,588	6,776	6,964	7,152	7,340	7,528
	Jan-12	5,634	6,045	6,233	6,423	6,611	6,800	6,989	7,179	7,368	7,556
	Jan-13	5,648	5,868	6,240	6,429	6,618	6,806	6,996	7,186	7,374	7,564
	Jan-14	5,638	5,859	6,080	6,387	6,574	6,763	6,950	7,138	7,326	7,514
	Jan-15	5,669	5,891	6,114	6,300	6,590	6,778	6,966	7,155	7,343	7,531

Amounts below the grid are based on a high-3 retirement.
See detailed footnotes following pay grade E1.

Monthly Gross Retired Pay for Active Duty Non-Disability Retirees as of January 1, 2015

Pay Grade	Pay Scale	Years of Service										
		20	21	22	23	24	25	26	27	28	29	30
W-3	Apr-55	1,858	1,949	2,115	2,216	2,313	2,414	2,603	2,706	2,805	2,910	3,040
	Jun-58	1,949	2,049	2,228	2,327	2,427	2,532	2,738	2,845	2,948	3,058	3,157
	Oct-63	2,135	2,242	2,435	2,550	2,663	2,779	2,992	3,106	3,222	3,336	3,452
	Sep-64	2,191	2,294	2,499	2,617	2,731	2,846	3,064	3,189	3,304	3,420	3,542
	Sep-65	2,212	2,336	2,540	2,655	2,769	2,887	3,117	3,233	3,355	3,476	3,596
	Jul-66	2,285	2,399	2,622	2,740	2,863	2,984	3,211	3,336	3,461	3,585	3,713
	Oct-67	2,330	2,446	2,662	2,784	2,920	3,043	3,277	3,403	3,532	3,660	3,783
	Jul-68	2,347	2,467	2,677	2,801	2,941	3,064	3,305	3,434	3,560	3,690	3,817
	Jul-69	2,482	2,605	2,831	2,961	3,090	3,244	3,490	3,626	3,764	3,899	4,033
	Jan-70	2,581	2,713	2,947	3,082	3,216	3,353	3,632	3,772	3,909	4,055	4,191
	Jan-71	2,619	2,747	2,987	3,124	3,256	3,398	3,660	3,820	3,965	4,110	4,251
	Nov-71	2,619	2,747	2,987	3,124	3,256	3,398	3,660	3,820	3,965	4,110	4,251
	Jan-72	2,691	2,825	3,066	3,205	3,351	3,486	3,762	3,904	4,073	4,220	4,366
	Oct-72	2,779	2,913	3,163	3,310	3,455	3,600	3,880	4,028	4,206	4,357	4,500
	Oct-73	2,779	2,913	3,163	3,310	3,455	3,600	3,880	4,028	4,179	4,357	4,500
	Oct-74	2,694	2,826	3,071	3,211	3,354	3,490	3,764	3,907	4,055	4,200	4,369
	Oct-75	2,486	2,610	2,844	2,969	3,097	3,229	3,479	3,613	3,753	3,890	4,018
	Oct-76	2,400	2,527	2,740	2,868	2,992	3,119	3,356	3,484	3,614	3,752	3,876
	Oct-77	2,357	2,472	2,691	2,813	2,932	3,060	3,296	3,420	3,550	3,678	3,801
	Oct-78	2,347	2,464	2,677	2,798	2,922	3,045	3,280	3,408	3,540	3,663	3,790
	Oct-79	2,288	2,406	2,609	2,733	2,849	2,965	3,199	3,325	3,445	3,571	3,695
	Oct-80	2,179	2,290	2,486	2,602	2,719	2,829	3,046	3,174	3,285	3,403	3,522
	Oct-81	2,231	2,344	2,546	2,665	2,781	2,893	3,121	3,243	3,362	3,480	3,602
	Oct-82	2,231	2,344	2,546	2,665	2,781	2,893	3,121	3,243	3,362	3,480	3,602
	Jan-84	2,300	2,422	2,630	2,747	2,872	2,992	3,222	3,347	3,474	3,596	3,720
	Jan-85	2,332	2,448	2,663	2,785	2,909	3,028	3,258	3,384	3,512	3,635	3,767
	Oct-85	2,405	2,528	2,741	2,868	2,993	3,121	3,360	3,484	3,615	3,752	3,880
	Jan-87	2,431	2,553	2,780	2,904	3,028	3,155	3,401	3,530	3,664	3,792	3,928
	Jan-88	2,375	2,493	2,707	2,830	2,956	3,081	3,318	3,446	3,574	3,704	3,834
	Jan-89	2,367	2,487	2,704	2,827	2,950	3,075	3,314	3,441	3,569	3,697	3,823
	Jan-90	2,348	2,470	2,678	2,802	2,924	3,045	3,281	3,408	3,540	3,664	3,790
Jan-91	2,307	2,422	2,629	2,749	2,869	2,992	3,219	3,344	3,471	3,593	3,720	
Jan-92	2,341	2,458	2,668	2,791	2,912	3,036	3,265	3,397	3,520	3,645	3,774	
Jan-93	2,357	2,474	2,690	2,814	2,932	3,058	3,293	3,418	3,547	3,674	3,801	
Jan-94	2,349	2,470	2,679	2,802	2,924	3,046	3,281	3,408	3,539	3,664	3,790	
Jan-95	2,345	2,467	2,676	2,799	2,921	3,043	3,278	3,401	3,531	3,660	3,781	
Jan-96	2,334	2,451	2,663	2,784	2,905	3,028	3,258	3,384	3,511	3,633	3,762	
Jan-97	2,343	2,459	2,669	2,792	2,913	3,037	3,266	3,396	3,520	3,645	3,774	
Jan-98	2,370	2,487	2,703	2,826	2,948	3,071	3,308	3,436	3,564	3,691	3,817	
Jan-99	2,423	2,546	2,763	2,887	3,010	3,141	3,380	3,513	3,640	3,772	3,902	
Jan-00	2,472	2,600	2,820	2,947	3,077	3,204	3,451	3,584	3,718	3,852	3,983	
Jul-00	2,181	2,575	2,791	2,919	3,145	3,278	3,517	3,654	3,790	3,924	4,060	
Jan-01	2,193	2,636	2,857	2,987	3,222	3,355	3,602	3,740	3,878	4,019	4,156	
Jul-01	2,225	2,383	2,857	2,987	3,222	3,355	3,602	3,740	3,878	4,019	4,156	
Jan-02	2,296	2,464	3,028	3,162	3,411	3,554	3,814	3,963	4,110	4,256	4,402	
Jan-03	2,383	2,563	2,719	3,239	3,490	3,634	3,904	4,053	4,206	4,355	4,505	
Jan-04	2,463	2,641	2,798	2,975	3,559	3,708	3,979	4,132	4,286	4,438	4,592	
Jan-05	2,531	2,703	2,856	3,036	3,184	3,712	3,982	4,136	4,291	4,444	4,596	
Jan-06	2,543	2,714	2,858	3,030	3,179	3,363	3,955	4,107	4,258	4,412	4,564	
Jan-07	2,590	2,767	2,912	3,076	3,226	3,417	3,593	4,083	4,234	4,386	4,536	
Apr-07	2,570	2,749	2,897	3,062	3,210	3,397	3,571	4,327	4,488	4,647	4,808	
Jan-08	2,557	2,755	2,906	3,076	3,228	3,410	3,582	3,799	4,506	4,667	4,828	
Jan-09	2,631	2,837	3,012	3,196	3,362	3,550	3,723	3,944	4,134	4,619	4,778	
Jan-10	2,727	2,960	3,141	3,353	3,525	3,730	3,909	4,135	4,333	4,533	4,941	
Jan-11	2,728	2,961	3,141	3,353	3,526	3,731	3,910	4,136	4,336	4,534	4,691	
Jan-12	2,762	2,997	3,181	3,394	3,569	3,776	3,959	4,188	4,388	4,591	4,750	
Jan-13	2,768	3,004	3,189	3,402	3,578	3,786	3,969	4,198	4,399	4,602	4,761	
Jan-14	2,764	3,000	3,184	3,398	3,573	3,780	3,962	4,191	4,391	4,595	4,753	
Jan-15	2,779	3,016	3,202	3,417	3,593	3,801	3,984	4,214	4,416	4,621	4,780	

Pay Grade	Pay Scale	Years of Service									
		31	32	33	34	35	36	37	38	39	40
W-3	Jan-07	4,688	4,840	4,991	5,142	5,293	5,446	5,597	5,749	5,899	6,052
	Apr-07	4,969	5,129	5,289	5,450	5,608	5,770	5,932	6,091	6,252	6,413
	Jan-08	4,989	5,150	5,311	5,472	5,633	5,793	5,955	6,116	6,276	6,439
	Jan-09	4,937	5,097	5,257	5,415	5,576	5,733	5,894	6,053	6,212	6,371
	Jan-10	5,106	5,271	5,434	5,600	5,764	5,931	6,093	6,259	6,424	6,589
	Jan-11	5,017	5,178	5,341	5,502	5,664	5,827	5,990	6,150	6,312	6,474
	Jan-12	4,909	5,197	5,359	5,523	5,685	5,846	6,011	6,173	6,335	6,498
	Jan-13	4,921	5,079	5,366	5,529	5,691	5,853	6,017	6,180	6,342	6,504
	Jan-14	4,912	5,070	5,229	5,493	5,654	5,815	5,977	6,139	6,300	6,462
	Jan-15	4,940	5,099	5,258	5,418	5,667	5,829	5,991	6,153	6,315	6,477

Amounts below the grid are based on a high-3 retirement. See detailed footnotes following pay grade E1.

Monthly Gross Retired Pay for Active Duty Non-Disability Retirees as of January 1, 2015

Pay Grade	Pay Scale	Years of Service										
		20	21	22	23	24	25	26	27	28	29	30
W-2	Apr-55	1,646	1,731	1,907	2,000	2,088	2,175	2,315	2,409	2,493	2,586	2,784
	Jun-58	1,731	1,813	2,007	2,104	2,192	2,287	2,376	2,470	2,558	2,655	2,744
	Oct-63	1,913	2,014	2,195	2,293	2,400	2,499	2,601	2,701	2,801	2,904	3,004
	Sep-64	1,964	2,062	2,251	2,357	2,458	2,561	2,667	2,767	2,873	2,976	3,078
	Sep-65	1,981	2,091	2,287	2,389	2,493	2,601	2,704	2,809	2,917	3,021	3,126
	Jul-66	2,047	2,148	2,362	2,467	2,575	2,679	2,790	2,902	3,008	3,119	3,223
	Oct-67	2,088	2,193	2,397	2,503	2,630	2,740	2,849	2,961	3,071	3,184	3,296
	Jul-68	2,106	2,214	2,415	2,528	2,652	2,763	2,873	2,985	3,094	3,204	3,316
	Jul-69	2,228	2,337	2,551	2,669	2,786	2,918	3,037	3,149	3,269	3,387	3,507
	Jan-70	2,315	2,429	2,655	2,779	2,895	3,019	3,155	3,278	3,402	3,523	3,645
	Jan-71	2,347	2,464	2,691	2,814	2,932	3,062	3,184	3,325	3,446	3,572	3,696
	Nov-71	2,347	2,464	2,691	2,814	2,932	3,062	3,184	3,325	3,446	3,572	3,696
	Jan-72	2,415	2,534	2,765	2,890	3,015	3,140	3,266	3,398	3,543	3,672	3,796
	Oct-72	2,486	2,610	2,849	2,984	3,117	3,245	3,376	3,501	3,657	3,783	3,915
	Oct-73	2,486	2,610	2,849	2,984	3,117	3,245	3,376	3,501	3,632	3,783	3,915
	Oct-74	2,417	2,538	2,766	2,892	3,019	3,141	3,269	3,401	3,525	3,654	3,798
	Oct-75	2,231	2,345	2,554	2,674	2,790	2,911	3,025	3,140	3,258	3,378	3,493
	Oct-76	2,152	2,260	2,467	2,579	2,697	2,802	2,918	3,034	3,141	3,256	3,372
	Oct-77	2,111	2,218	2,423	2,534	2,638	2,750	2,864	2,976	3,085	3,198	3,309
	Oct-78	2,106	2,212	2,415	2,527	2,633	2,743	2,852	2,962	3,075	3,189	3,297
	Oct-79	2,050	2,154	2,350	2,458	2,565	2,674	2,784	2,890	2,996	3,106	3,211
	Oct-80	1,959	2,054	2,242	2,345	2,446	2,550	2,653	2,753	2,858	2,957	3,064
	Oct-81	2,000	2,104	2,291	2,399	2,502	2,605	2,714	2,819	2,922	3,028	3,131
	Oct-82	2,000	2,104	2,291	2,399	2,502	2,605	2,714	2,819	2,922	3,028	3,131
	Jan-84	2,068	2,172	2,366	2,473	2,582	2,694	2,798	2,911	3,015	3,129	3,237
	Jan-85	2,089	2,195	2,397	2,506	2,617	2,723	2,835	2,946	3,057	3,163	3,272
	Oct-85	2,154	2,260	2,467	2,579	2,697	2,805	2,920	3,036	3,142	3,258	3,374
	Jan-87	2,178	2,290	2,496	2,610	2,726	2,845	2,955	3,071	3,189	3,304	3,416
	Jan-88	2,130	2,236	2,438	2,551	2,665	2,771	2,886	2,999	3,108	3,219	3,334
	Jan-89	2,123	2,232	2,432	2,546	2,663	2,770	2,883	2,995	3,107	3,213	3,327
	Jan-90	2,106	2,215	2,414	2,527	2,635	2,743	2,853	2,964	3,077	3,188	3,297
	Jan-91	2,068	2,172	2,366	2,477	2,582	2,694	2,799	2,910	3,015	3,126	3,237
	Jan-92	2,100	2,205	2,409	2,513	2,624	2,733	2,846	2,950	3,063	3,176	3,281
	Jan-93	2,112	2,223	2,421	2,532	2,641	2,753	2,863	2,972	3,084	3,195	3,305
	Jan-94	2,107	2,215	2,415	2,527	2,635	2,745	2,855	2,965	3,077	3,189	3,296
	Jan-95	2,105	2,211	2,413	2,520	2,631	2,741	2,851	2,961	3,070	3,184	3,289
	Jan-96	2,091	2,197	2,397	2,509	2,619	2,725	2,832	2,943	3,053	3,161	3,272
	Jan-97	2,102	2,207	2,409	2,515	2,625	2,733	2,845	2,950	3,062	3,174	3,281
	Jan-98	2,126	2,232	2,433	2,546	2,660	2,766	2,879	2,992	3,101	3,210	3,322
	Jan-99	2,174	2,285	2,487	2,602	2,718	2,827	2,942	3,057	3,167	3,283	3,397
Jan-00	2,218	2,328	2,540	2,658	2,770	2,887	3,003	3,118	3,236	3,351	3,466	
Jul-00	1,967	2,300	2,491	2,608	2,810	2,926	3,044	3,160	3,280	3,399	3,514	
Jan-01	1,978	2,360	2,553	2,670	2,880	2,999	3,119	3,241	3,360	3,480	3,600	
Jul-01	1,998	2,146	2,553	2,670	2,880	2,999	3,119	3,241	3,360	3,480	3,600	
Jan-02	2,058	2,214	2,720	2,844	3,062	3,190	3,318	3,445	3,573	3,700	3,830	
Jan-03	2,129	2,290	2,426	2,906	3,134	3,263	3,396	3,525	3,659	3,787	3,917	
Jan-04	2,183	2,347	2,487	2,662	3,195	3,328	3,463	3,596	3,729	3,862	3,996	
Jan-05	2,217	2,382	2,525	2,701	2,850	3,334	3,465	3,600	3,735	3,868	4,000	
Jan-06	2,212	2,371	2,513	2,688	2,836	3,020	3,439	3,571	3,704	3,838	3,970	
Jan-07	2,253	2,410	2,553	2,730	2,881	3,068	3,225	3,552	3,684	3,815	3,947	
Apr-07	2,239	2,394	2,538	2,709	2,859	3,041	3,196	3,642	3,778	3,913	4,049	
Jan-08	2,245	2,398	2,541	2,705	2,852	3,017	3,168	3,325	3,794	3,930	4,065	
Jan-09	2,328	2,489	2,637	2,804	2,947	3,118	3,259	3,416	3,543	3,887	4,024	
Jan-10	2,434	2,608	2,762	2,939	3,088	3,255	3,404	3,553	3,685	3,816	4,160	
Jan-11	2,436	2,608	2,763	2,940	3,088	3,257	3,405	3,554	3,685	3,817	3,949	
Jan-12	2,466	2,642	2,796	2,976	3,127	3,296	3,448	3,599	3,732	3,866	3,999	
Jan-13	2,472	2,648	2,804	2,982	3,134	3,306	3,456	3,608	3,741	3,875	4,009	
Jan-14	2,468	2,644	2,800	2,978	3,130	3,300	3,450	3,602	3,735	3,869	4,002	
Jan-15	2,482	2,659	2,816	2,995	3,147	3,319	3,470	3,622	3,756	3,891	4,025	

Pay Grade	Pay Scale	Years of Service									
		31	32	33	34	35	36	37	38	39	40
W-2	Jan-07	4,080	4,212	4,343	4,475	4,605	4,736	4,869	5,001	5,132	5,265
	Apr-07	4,181	4,317	4,454	4,587	4,723	4,857	4,993	5,128	5,263	5,399
	Jan-08	4,203	4,336	4,471	4,607	4,743	4,878	5,014	5,150	5,286	5,420
	Jan-09	4,157	4,292	4,425	4,559	4,695	4,828	4,962	5,097	5,231	5,364
	Jan-10	4,298	4,437	4,576	4,715	4,853	4,992	5,130	5,270	5,409	5,546
	Jan-11	4,224	4,360	4,497	4,633	4,770	4,906	5,043	5,178	5,315	5,452
	Jan-12	4,133	4,276	4,412	4,549	4,687	4,824	4,960	5,097	5,234	5,370
	Jan-13	4,143	4,276	4,412	4,549	4,687	4,824	4,960	5,097	5,234	5,370
	Jan-14	4,135	4,269	4,402	4,536	4,670	4,804	4,938	5,072	5,206	5,340
	Jan-15	4,159	4,293	4,427	4,562	4,697	4,832	4,967	5,102	5,237	5,372

Amounts below the grid are based on a high-3 retirement.
See detailed footnotes following pay grade E1.

Monthly Gross Retired Pay for Active Duty Non-Disability Retirees as of January 1, 2015

Pay Grade	Pay Scale	Years of Service										
		20	21	22	23	24	25	26	27	28	29	30
W-1	Apr-55	1,536	1,613	1,704	1,780	1,859	1,938	2,107	2,188	2,268	2,350	2,431
	Jun-58	1,613	1,697	1,776	1,859	1,941	2,025	2,106	2,186	2,267	2,348	2,429
	Oct-63	1,772	1,862	1,959	2,047	2,135	2,228	2,314	2,406	2,493	2,582	2,674
	Sep-64	1,821	1,908	2,005	2,100	2,191	2,285	2,372	2,467	2,556	2,652	2,741
	Sep-65	1,841	1,945	2,039	2,123	2,223	2,315	2,414	2,503	2,600	2,694	2,785
	Jul-66	1,898	1,994	2,105	2,199	2,292	2,389	2,486	2,582	2,678	2,780	2,877
	Oct-67	1,938	2,038	2,131	2,231	2,344	2,438	2,540	2,635	2,738	2,835	2,930
	Jul-68	1,953	2,051	2,149	2,248	2,364	2,459	2,558	2,662	2,758	2,858	2,956
	Jul-69	2,068	2,169	2,274	2,376	2,482	2,602	2,706	2,813	2,917	3,021	3,126
	Jan-70	2,148	2,255	2,365	2,472	2,579	2,691	2,814	2,922	3,034	3,138	3,250
	Jan-71	2,177	2,288	2,399	2,506	2,619	2,726	2,835	2,962	3,074	3,189	3,297
	Nov-71	2,177	2,288	2,399	2,506	2,619	2,726	2,835	2,962	3,074	3,189	3,297
	Jan-72	2,235	2,348	2,463	2,575	2,683	2,798	2,913	3,028	3,155	3,269	3,384
	Oct-72	2,308	2,424	2,541	2,661	2,779	2,890	3,007	3,124	3,256	3,376	3,490
	Oct-73	2,308	2,424	2,541	2,661	2,779	2,890	3,007	3,124	3,243	3,376	3,490
	Oct-74	2,239	2,350	2,464	2,578	2,694	2,802	2,917	3,032	3,140	3,255	3,387
	Oct-75	2,071	2,175	2,283	2,380	2,486	2,591	2,698	2,798	2,909	3,009	3,118
	Oct-76	1,998	2,100	2,199	2,294	2,400	2,499	2,602	2,703	2,801	2,904	3,007
	Oct-77	1,962	2,056	2,155	2,255	2,357	2,455	2,551	2,653	2,749	2,848	2,948
	Oct-78	1,953	2,050	2,148	2,246	2,347	2,445	2,542	2,638	2,740	2,844	2,939
	Oct-79	1,901	1,999	2,091	2,191	2,287	2,379	2,477	2,575	2,671	2,767	2,864
	Oct-80	1,812	1,903	1,998	2,088	2,178	2,268	2,364	2,455	2,546	2,635	2,733
	Oct-81	1,856	1,948	2,043	2,135	2,230	2,324	2,420	2,508	2,603	2,700	2,790
	Oct-82	1,856	1,948	2,043	2,135	2,230	2,324	2,420	2,508	2,603	2,700	2,790
	Jan-84	1,913	2,009	2,107	2,209	2,300	2,400	2,493	2,591	2,683	2,787	2,885
	Jan-85	1,939	2,038	2,131	2,231	2,330	2,426	2,529	2,625	2,722	2,820	2,918
	Oct-85	1,999	2,100	2,199	2,294	2,405	2,502	2,602	2,703	2,802	2,909	3,007
	Jan-87	2,025	2,122	2,229	2,328	2,429	2,534	2,634	2,738	2,840	2,941	3,043
	Jan-88	1,973	2,073	2,175	2,274	2,372	2,471	2,573	2,669	2,770	2,873	2,969
	Jan-89	1,971	2,072	2,172	2,267	2,367	2,470	2,568	2,668	2,767	2,868	2,964
	Jan-90	1,957	2,051	2,150	2,251	2,347	2,445	2,544	2,641	2,741	2,840	2,940
	Jan-91	1,916	2,013	2,110	2,209	2,305	2,405	2,494	2,595	2,690	2,787	2,883
	Jan-92	1,948	2,047	2,141	2,239	2,340	2,433	2,534	2,634	2,732	2,826	2,925
	Jan-93	1,963	2,057	2,159	2,255	2,353	2,454	2,551	2,652	2,749	2,848	2,947
	Jan-94	1,957	2,053	2,152	2,251	2,348	2,448	2,546	2,641	2,744	2,844	2,939
	Jan-95	1,953	2,050	2,149	2,246	2,344	2,443	2,542	2,639	2,740	2,831	2,936
	Jan-96	1,945	2,040	2,136	2,235	2,332	2,429	2,528	2,627	2,722	2,820	2,920
	Jan-97	1,948	2,047	2,142	2,241	2,340	2,439	2,535	2,633	2,731	2,827	2,926
	Jan-98	1,972	2,072	2,169	2,267	2,368	2,467	2,567	2,666	2,764	2,863	2,961
	Jan-99	2,014	2,119	2,218	2,319	2,422	2,521	2,624	2,725	2,825	2,925	3,031
Jan-00	2,056	2,162	2,262	2,367	2,471	2,573	2,676	2,781	2,885	2,989	3,094	
Jul-00	1,816	2,162	2,262	2,367	2,471	2,573	2,676	2,781	2,885	2,989	3,094	
Jan-01	1,828	2,168	2,272	2,374	2,481	2,581	2,688	2,790	2,893	2,998	3,101	
Jul-01	1,847	1,980	2,272	2,374	2,481	2,581	2,688	2,790	2,893	2,998	3,101	
Jan-02	1,906	2,043	2,420	2,528	2,638	2,747	2,857	2,969	3,078	3,189	3,300	
Jan-03	1,976	2,117	2,237	2,585	2,699	2,810	2,923	3,038	3,149	3,261	3,376	
Jan-04	2,025	2,171	2,294	2,420	2,753	2,865	2,983	3,098	3,213	3,327	3,441	
Jan-05	2,056	2,205	2,329	2,455	2,563	2,872	2,985	3,101	3,216	3,332	3,446	
Jan-06	2,047	2,192	2,316	2,443	2,550	2,658	2,964	3,077	3,192	3,306	3,420	
Jan-07	2,077	2,228	2,356	2,484	2,590	2,700	2,806	3,060	3,176	3,286	3,401	
Apr-07	2,068	2,218	2,347	2,473	2,581	2,688	2,796	3,309	3,433	3,555	3,677	
Jan-08	2,081	2,240	2,369	2,497	2,606	2,714	2,824	2,932	3,448	3,570	3,693	
Jan-09	2,172	2,334	2,477	2,610	2,725	2,837	2,951	3,065	3,180	3,535	3,657	
Jan-10	2,286	2,453	2,601	2,749	2,869	2,989	3,108	3,227	3,347	3,467	3,780	
Jan-11	2,287	2,454	2,601	2,750	2,870	2,990	3,111	3,229	3,349	3,470	3,590	
Jan-12	2,314	2,485	2,634	2,785	2,906	3,028	3,148	3,270	3,391	3,512	3,633	
Jan-13	2,320	2,491	2,641	2,792	2,914	3,035	3,157	3,278	3,399	3,520	3,642	
Jan-14	2,317	2,487	2,636	2,788	2,909	3,031	3,152	3,273	3,395	3,516	3,636	
Jan-15	2,330	2,501	2,651	2,804	2,926	3,048	3,170	3,292	3,414	3,535	3,657	

Pay Grade	Pay Scale	Years of Service									
		31	32	33	34	35	36	37	38	39	40
W-1	Jan-07	3,514	3,626	3,741	3,855	3,969	4,082	4,194	4,309	4,422	4,535
	Apr-07	3,800	3,923	4,047	4,169	4,291	4,415	4,536	4,660	4,782	4,906
	Jan-08	3,816	3,939	4,063	4,185	4,309	4,433	4,556	4,680	4,803	4,926
	Jan-09	3,778	3,900	4,022	4,144	4,265	4,387	4,510	4,632	4,753	4,874
	Jan-10	3,906	4,032	4,158	4,284	4,411	4,536	4,662	4,788	4,914	5,040
	Jan-11	3,838	3,963	4,086	4,210	4,333	4,457	4,581	4,705	4,830	4,952
	Jan-12	3,754	3,976	4,100	4,225	4,349	4,474	4,597	4,722	4,847	4,971
	Jan-13	3,764	3,885	4,106	4,229	4,353	4,478	4,602	4,728	4,852	4,977
	Jan-14	3,758	3,879	4,000	4,202	4,326	4,450	4,573	4,697	4,821	4,944
	Jan-15	3,779	3,901	4,023	4,145	4,336	4,460	4,584	4,708	4,832	4,956

Amounts below the grid are based on a high-3 retirement.
See detailed footnotes following pay grade E1.

Monthly Gross Retired Pay for Active Duty Non-Disability Retirees as of January 1, 2015

Pay Grade	Pay Scale	Years of Service										
		20	21	22	23	24	25	26	27	28	29	30
E-9	Jun-58	1,780	1,871	2,007	2,104	2,192	2,287	2,376	2,470	2,558	2,655	2,744
	Oct-63	1,903	2,000	2,209	2,319	2,424	2,528	2,886	2,996	3,107	3,222	3,329
	Sep-64	1,953	2,050	2,260	2,366	2,484	2,587	2,956	3,074	3,190	3,304	3,416
	Sep-65	2,074	2,179	2,411	2,521	2,629	2,753	3,141	3,265	3,387	3,512	3,629
	Jul-66	2,145	2,252	2,484	2,600	2,714	2,826	3,249	3,374	3,499	3,621	3,753
	Oct-67	2,188	2,294	2,538	2,653	2,769	2,886	3,297	3,420	3,571	3,697	3,824
	Jul-68	2,209	2,315	2,554	2,674	2,790	2,911	3,320	3,451	3,600	3,727	3,858
	Jul-69	2,332	2,448	2,703	2,826	2,949	3,075	3,512	3,645	3,782	3,941	4,079
	Jan-70	2,425	2,548	2,813	2,940	3,071	3,199	3,654	3,795	3,935	4,074	4,246
	Jan-71	2,458	2,581	2,849	2,984	3,117	3,244	3,700	3,844	3,991	4,130	4,276
	Nov-71	2,458	2,581	2,849	2,984	3,117	3,244	3,700	3,844	3,991	4,130	4,276
	Jan-72	2,529	2,653	2,926	3,063	3,198	3,328	3,801	3,949	4,098	4,248	4,392
	Oct-72	2,605	2,738	3,021	3,155	3,300	3,435	3,927	4,073	4,226	4,374	4,532
	Oct-73	2,605	2,738	3,021	3,155	3,300	3,435	3,927	4,073	4,226	4,374	4,532
	Oct-74	2,531	2,661	2,927	3,064	3,199	3,329	3,808	3,952	4,102	4,249	4,396
	Oct-75	2,337	2,456	2,713	2,835	2,956	3,082	3,520	3,657	3,792	3,930	4,062
	Oct-76	2,255	2,367	2,617	2,737	2,853	2,972	3,398	3,525	3,658	3,789	3,924
	Oct-77	2,215	2,326	2,565	2,679	2,798	2,918	3,329	3,461	3,592	3,720	3,845
	Oct-78	2,209	2,315	2,554	2,671	2,789	2,910	3,318	3,446	3,578	3,705	3,834
	Oct-79	2,148	2,256	2,487	2,603	2,721	2,831	3,241	3,362	3,483	3,612	3,734
	Oct-80	2,049	2,149	2,375	2,484	2,593	2,703	3,084	3,203	3,325	3,443	3,563
	Oct-81	2,145	2,252	2,485	2,601	2,718	2,827	3,229	3,355	3,480	3,606	3,727
	Oct-82	2,145	2,252	2,485	2,601	2,718	2,827	3,229	3,355	3,480	3,606	3,727
	Jan-84	2,215	2,327	2,568	2,681	2,801	2,920	3,334	3,463	3,596	3,723	3,851
	Jan-85	2,242	2,357	2,601	2,719	2,840	2,955	3,378	3,507	3,635	3,769	3,899
	Oct-85	2,312	2,425	2,677	2,798	2,922	3,044	3,479	3,612	3,752	3,883	4,015
	Jan-87	2,337	2,456	2,713	2,835	2,956	3,082	3,520	3,658	3,792	3,931	4,063
	Jan-88	2,286	2,399	2,641	2,767	2,887	3,008	3,436	3,571	3,700	3,838	3,968
	Jan-89	2,285	2,394	2,639	2,765	2,885	3,005	3,434	3,563	3,697	3,826	3,962
	Jan-90	2,259	2,372	2,619	2,738	2,856	2,978	3,399	3,532	3,664	3,795	3,927
	Jan-91	2,218	2,328	2,565	2,683	2,801	2,920	3,334	3,465	3,593	3,722	3,848
Jan-92	2,251	2,362	2,605	2,725	2,847	2,962	3,385	3,516	3,644	3,777	3,907	
Jan-93	2,264	2,378	2,625	2,747	2,977	3,104	3,407	3,541	3,673	3,806	3,933	
Jan-94	2,259	2,374	2,620	2,740	2,970	3,094	3,399	3,531	3,663	3,795	3,927	
Jan-95	2,255	2,370	2,617	2,736	2,964	3,088	3,394	3,523	3,658	3,783	3,918	
Jan-96	2,243	2,358	2,601	2,719	2,947	3,070	3,374	3,503	3,632	3,767	3,898	
Jan-97	2,251	2,365	2,608	2,726	2,955	3,081	3,385	3,514	3,644	3,777	3,907	
Jan-98	2,282	2,391	2,638	2,759	2,996	3,118	3,428	3,559	3,691	3,819	3,957	
Jan-99	2,328	2,445	2,699	2,822	3,060	3,188	3,501	3,635	3,772	3,905	4,043	
Jan-00	2,376	2,496	2,753	2,880	3,122	3,253	3,573	3,712	3,851	3,987	4,122	
Jul-00	2,145	2,527	2,750	2,879	3,116	3,247	3,531	3,669	3,805	3,940	4,074	
Jan-01	2,164	2,586	2,819	2,947	3,190	3,323	3,616	3,756	3,894	4,033	4,173	
Jul-01	2,189	2,341	2,819	2,947	3,190	3,323	3,616	3,756	3,894	4,033	4,173	
Jan-02	2,272	2,429	3,028	3,162	3,427	3,569	3,901	4,053	4,203	4,353	4,503	
Jan-03	2,367	2,543	2,691	3,296	3,566	3,718	4,082	4,239	4,396	4,554	4,710	
Jan-04	2,441	2,633	2,793	2,989	3,721	3,875	4,267	4,430	4,593	4,760	4,924	
Jan-05	2,498	2,695	2,866	3,075	3,252	3,879	4,271	4,435	4,598	4,764	4,928	
Jan-06	2,501	2,698	2,872	3,089	3,264	3,490	4,238	4,400	4,565	4,728	4,891	
Jan-07	2,550	2,748	2,925	3,146	3,327	3,556	3,748	4,376	4,537	4,701	4,864	
Apr-07	2,522	2,720	2,893	3,114	3,288	3,517	3,705	4,376	4,537	4,701	5,107	
Jan-08	2,480	2,672	2,845	3,059	3,235	3,455	3,640	3,906	4,557	4,720	5,128	
Jan-09	2,524	2,723	2,897	3,117	3,294	3,521	3,710	3,978	4,206	4,672	5,075	
Jan-10	2,611	2,815	2,997	3,222	3,406	3,640	3,837	4,114	4,349	4,585	5,248	
Jan-11	2,611	2,816	2,998	3,224	3,407	3,642	3,838	4,115	4,350	4,587	4,745	
Jan-12	2,644	2,851	3,034	3,263	3,450	3,687	3,884	4,166	4,402	4,643	4,804	
Jan-13	2,651	2,857	3,041	3,271	3,458	3,696	3,895	4,176	4,414	4,656	4,816	
Jan-14	2,647	2,853	3,037	3,267	3,452	3,690	3,888	4,170	4,406	4,648	4,808	
Jan-15	2,662	2,869	3,054	3,285	3,472	3,711	3,910	4,193	4,431	4,674	4,835	

Pay Grade	Pay Scale	Years of Service									
		31	32	33	34	35	36	37	38	39	40
E-9	Jan-07	5,027	5,188	5,350	5,512	5,673	5,837	6,000	6,162	6,322	6,486
	Apr-07	5,278	5,448	5,618	6,078	6,257	6,436	6,616	7,133	7,322	7,508
	Jan-08	5,300	5,470	5,641	6,104	6,284	6,462	6,641	7,164	7,352	7,541
	Jan-09	5,244	5,413	5,583	6,038	6,217	6,394	6,572	7,088	7,274	7,462
	Jan-10	5,422	5,597	5,772	6,245	6,429	6,613	6,797	7,329	7,523	7,715
	Jan-11	5,329	5,499	5,672	6,137	6,317	6,498	6,679	7,203	7,392	7,581
	Jan-12	5,049	5,521	5,693	6,159	6,340	6,522	6,703	7,229	7,419	7,610
	Jan-13	5,061	5,309	5,699	6,166	6,347	6,528	6,710	7,235	7,427	7,617
	Jan-14	5,052	5,301	5,553	6,125	6,305	6,485	6,666	7,189	7,377	7,567
	Jan-15	5,081	5,330	5,585	5,754	6,320	6,500	6,681	7,205	7,394	7,584

Amounts below the grid are based on a high-3 retirement.
See detailed footnotes following pay grade E1.

Monthly Gross Retired Pay for Active Duty Non-Disability Retirees as of January 1, 2015

Pay Grade	Pay Scale	Years of Service										
		20	21	22	23	24	25	26	27	28	29	30
E-8	Jun-58	1,531	1,610	1,733	1,809	1,892	1,967	2,050	2,123	2,212	2,288	2,367
	Oct-63	1,667	1,753	1,945	2,047	2,135	2,228	2,574	2,674	2,779	2,877	2,972
	Sep-64	1,708	1,796	1,994	2,087	2,191	2,285	2,636	2,741	2,846	2,946	3,045
	Sep-65	1,816	1,907	2,117	2,218	2,315	2,426	2,805	2,917	3,025	3,131	3,244
	Jul-66	1,878	1,971	2,191	2,290	2,389	2,487	2,896	3,009	3,124	3,237	3,347
	Oct-67	1,915	2,014	2,235	2,337	2,438	2,542	2,941	3,058	3,192	3,304	3,418
	Jul-68	1,934	2,028	2,252	2,357	2,459	2,561	2,962	3,080	3,211	3,327	3,443
	Jul-69	2,043	2,146	2,379	2,487	2,602	2,713	3,134	3,254	3,378	3,519	3,640
	Jan-70	2,121	2,231	2,477	2,591	2,704	2,819	3,258	3,385	3,513	3,635	3,783
	Jan-71	2,152	2,260	2,508	2,627	2,741	2,858	3,305	3,434	3,561	3,690	3,817
	Nov-71	2,152	2,260	2,508	2,627	2,741	2,858	3,305	3,434	3,561	3,690	3,817
	Jan-72	2,214	2,324	2,579	2,700	2,816	2,930	3,397	3,525	3,658	3,789	3,919
	Oct-72	2,285	2,399	2,663	2,785	2,909	3,028	3,500	3,635	3,772	3,907	4,049
	Oct-73	2,285	2,399	2,663	2,785	2,909	3,028	3,500	3,635	3,772	3,907	4,049
	Oct-74	2,215	2,326	2,581	2,701	2,819	2,932	3,399	3,530	3,660	3,792	3,927
	Oct-75	2,047	2,149	2,386	2,493	2,605	2,718	3,140	3,262	3,384	3,507	3,627
	Oct-76	1,972	2,073	2,297	2,411	2,513	2,622	3,034	3,146	3,263	3,383	3,500
	Oct-77	1,938	2,038	2,259	2,364	2,467	2,571	2,976	3,088	3,203	3,318	3,435
	Oct-78	1,934	2,027	2,251	2,353	2,456	2,558	2,962	3,078	3,194	3,306	3,420
	Oct-79	1,880	1,973	2,193	2,292	2,397	2,493	2,887	2,999	3,117	3,223	3,334
	Oct-80	1,795	1,885	2,090	2,188	2,286	2,378	2,750	2,860	2,964	3,074	3,183
	Oct-81	1,878	1,971	2,191	2,290	2,389	2,487	2,885	2,995	3,106	3,216	3,328
	Oct-82	1,878	1,971	2,191	2,290	2,389	2,487	2,885	2,995	3,106	3,216	3,328
	Jan-84	1,939	2,038	2,260	2,365	2,470	2,573	2,977	3,088	3,205	3,320	3,437
	Jan-85	1,964	2,060	2,288	2,394	2,499	2,603	3,010	3,130	3,248	3,363	3,479
	Oct-85	2,025	2,121	2,361	2,467	2,574	2,679	3,104	3,223	3,346	3,463	3,585
	Jan-87	2,047	2,149	2,387	2,494	2,605	2,718	3,140	3,262	3,384	3,505	3,626
	Jan-88	1,998	2,104	2,330	2,435	2,542	2,652	3,066	3,188	3,305	3,420	3,543
	Jan-89	1,996	2,099	2,327	2,432	2,541	2,644	3,063	3,183	3,303	3,417	3,540
	Jan-90	1,978	2,083	2,307	2,413	2,521	2,624	3,034	3,149	3,265	3,385	3,501
	Jan-91	1,941	2,039	2,262	2,365	2,471	2,573	2,977	3,090	3,204	3,322	3,436
	Jan-92	1,969	2,070	2,294	2,406	2,507	2,611	3,021	3,138	3,253	3,372	3,488
	Jan-93	1,984	2,086	2,313	2,421	2,638	2,748	3,042	3,159	3,279	3,397	3,513
	Jan-94	1,979	2,078	2,308	2,415	2,630	2,743	3,036	3,149	3,269	3,387	3,501
	Jan-95	1,978	2,076	2,305	2,412	2,628	2,738	3,032	3,143	3,262	3,380	3,495
	Jan-96	1,966	2,062	2,291	2,394	2,611	2,721	3,009	3,129	3,247	3,362	3,479
	Jan-97	1,972	2,072	2,297	2,406	2,622	2,730	3,023	3,138	3,254	3,373	3,488
	Jan-98	1,996	2,096	2,326	2,432	2,653	2,763	3,059	3,179	3,296	3,415	3,531
	Jan-99	2,042	2,141	2,376	2,486	2,710	2,824	3,126	3,247	3,367	3,487	3,611
	Jan-00	2,084	2,186	2,427	2,538	2,766	2,883	3,192	3,314	3,435	3,560	3,684
	Jul-00	1,868	2,199	2,412	2,519	2,740	2,855	3,140	3,259	3,383	3,503	3,624
	Jan-01	1,884	2,253	2,469	2,579	2,808	2,923	3,215	3,339	3,464	3,590	3,712
	Jul-01	1,905	2,040	2,469	2,579	2,808	2,923	3,215	3,339	3,464	3,590	3,712
	Jan-02	1,976	2,111	2,638	2,758	3,001	3,127	3,437	3,571	3,702	3,834	3,968
	Jan-03	2,058	2,206	2,335	2,875	3,069	3,197	3,517	3,653	3,787	3,922	4,058
Jan-04	2,137	2,289	2,421	2,595	3,180	3,309	3,639	3,780	3,920	4,060	4,203	
Jan-05	2,188	2,353	2,488	2,666	2,824	3,315	3,644	3,786	3,924	4,066	4,207	
Jan-06	2,189	2,362	2,495	2,672	2,830	3,013	3,616	3,755	3,897	4,034	4,173	
Jan-07	2,230	2,404	2,542	2,722	2,881	3,068	3,216	3,735	3,873	4,012	4,151	
Apr-07	2,205	2,378	2,514	2,691	2,849	3,036	3,182	3,735	3,873	4,012	4,233	
Jan-08	2,167	2,336	2,469	2,644	2,799	2,982	3,126	3,335	3,890	4,029	4,251	
Jan-09	2,208	2,380	2,517	2,695	2,853	3,038	3,185	3,398	3,590	3,987	4,208	
Jan-10	2,283	2,462	2,603	2,787	2,950	3,142	3,294	3,514	3,712	3,913	4,351	
Jan-11	2,285	2,463	2,603	2,787	2,951	3,142	3,295	3,515	3,714	3,914	4,049	
Jan-12	2,311	2,494	2,636	2,823	2,987	3,182	3,335	3,558	3,758	3,963	4,100	
Jan-13	2,317	2,500	2,643	2,829	2,995	3,190	3,343	3,567	3,767	3,973	4,110	
Jan-14	2,314	2,496	2,638	2,824	2,991	3,185	3,338	3,561	3,761	3,966	4,103	
Jan-15	2,327	2,510	2,653	2,840	3,007	3,203	3,357	3,581	3,783	3,989	4,126	

Pay Grade	Pay Scale	Years of Service									
		31	32	33	34	35	36	37	38	39	40
E-8	Jan-07	4,289	4,427	4,566	4,704	4,842	4,981	5,120	5,258	5,397	5,535
	Apr-07	4,374	4,516	4,657	4,797	4,940	5,081	5,222	5,362	5,506	5,646
	Jan-08	4,393	4,534	4,675	4,820	4,961	5,102	5,243	5,386	5,528	5,669
	Jan-09	4,347	4,488	4,628	4,768	4,909	5,049	5,189	5,330	5,470	5,609
	Jan-10	4,495	4,641	4,786	4,930	5,076	5,220	5,365	5,512	5,656	5,801
	Jan-11	4,417	4,560	4,703	4,846	4,987	5,130	5,274	5,415	5,558	5,701
	Jan-12	4,265	4,577	4,719	4,863	5,005	5,150	5,292	5,434	5,579	5,721
	Jan-13	4,276	4,443	4,724	4,868	5,011	5,155	5,298	5,440	5,584	5,727
	Jan-14	4,269	4,436	4,605	4,837	4,979	5,121	5,263	5,405	5,548	5,690
	Jan-15	4,293	4,461	4,630	4,771	4,990	5,133	5,275	5,418	5,561	5,703

Amounts below the grid are based on a high-3 retirement.
See detailed footnotes following pay grade E1.

Monthly Gross Retired Pay for Active Duty Non-Disability Retirees as of January 1, 2015

Pay Grade	Pay Scale	Years of Service										
		20	21	22	23	24	25	26	27	28	29	30
E-7	Apr-55	1,377	1,447	1,546	1,613	1,682	1,755	1,915	1,989	2,068	2,139	2,215
	Jun-58	1,447	1,521	1,595	1,667	1,743	1,812	1,888	1,963	2,036	2,107	2,178
	Oct-63	1,467	1,546	1,727	1,813	1,897	1,973	2,314	2,406	2,493	2,582	2,674
	Sep-64	1,506	1,578	1,768	1,855	1,945	2,027	2,372	2,467	2,556	2,652	2,741
	Sep-65	1,603	1,681	1,885	1,967	2,054	2,154	2,529	2,625	2,721	2,819	2,917
	Jul-66	1,653	1,741	1,945	2,036	2,119	2,214	2,605	2,707	2,809	2,911	3,010
	Oct-67	1,689	1,770	1,984	2,074	2,169	2,259	2,640	2,747	2,869	2,969	3,075
	Jul-68	1,700	1,784	2,000	2,090	2,182	2,282	2,669	2,769	2,890	2,995	3,096
	Jul-69	1,798	1,892	2,112	2,214	2,312	2,409	2,820	2,926	3,039	3,163	3,275
	Jan-70	1,871	1,966	2,202	2,297	2,405	2,503	2,927	3,044	3,157	3,272	3,404
	Jan-71	1,898	1,994	2,230	2,332	2,431	2,538	2,969	3,085	3,201	3,316	3,433
	Nov-71	1,898	1,994	2,230	2,332	2,431	2,538	2,969	3,085	3,201	3,316	3,433
	Jan-72	1,948	2,049	2,290	2,397	2,502	2,605	3,051	3,176	3,289	3,404	3,523
	Oct-72	2,009	2,110	2,365	2,471	2,579	2,691	3,142	3,266	3,394	3,513	3,634
	Oct-73	2,009	2,110	2,365	2,471	2,579	2,691	3,142	3,266	3,394	3,513	3,634
	Oct-74	1,949	2,050	2,291	2,400	2,503	2,608	3,057	3,177	3,293	3,408	3,525
	Oct-75	1,805	1,897	2,117	2,218	2,314	2,415	2,825	2,930	3,043	3,148	3,262
	Oct-76	1,741	1,829	2,047	2,139	2,232	2,327	2,723	2,827	2,932	3,040	3,142
	Oct-77	1,705	1,795	2,006	2,100	2,192	2,286	2,674	2,780	2,883	2,985	3,087
	Oct-78	1,698	1,784	2,000	2,090	2,182	2,277	2,665	2,766	2,872	2,972	3,075
	Oct-79	1,658	1,743	1,948	2,040	2,123	2,218	2,595	2,698	2,794	2,896	2,999
	Oct-80	1,577	1,660	1,859	1,945	2,028	2,111	2,473	2,573	2,669	2,765	2,860
	Oct-81	1,653	1,741	1,947	2,038	2,121	2,215	2,591	2,694	2,790	2,892	2,995
	Oct-82	1,653	1,741	1,947	2,038	2,121	2,215	2,591	2,694	2,790	2,892	2,995
	Jan-84	1,708	1,796	2,007	2,104	2,192	2,286	2,676	2,781	2,885	2,987	3,088
	Jan-85	1,732	1,816	2,036	2,122	2,221	2,314	2,707	2,814	2,918	3,023	3,129
	Oct-85	1,780	1,871	2,096	2,192	2,288	2,380	2,789	2,896	3,008	3,118	3,223
	Jan-87	1,807	1,897	2,119	2,218	2,315	2,415	2,826	2,930	3,043	3,149	3,259
	Jan-88	1,762	1,852	2,072	2,168	2,259	2,357	2,758	2,864	2,972	3,080	3,188
	Jan-89	1,758	1,849	2,069	2,165	2,256	2,350	2,750	2,858	2,965	3,074	3,183
	Jan-90	1,745	1,831	2,049	2,142	2,235	2,330	2,731	2,830	2,940	3,043	3,149
Jan-91	1,711	1,797	2,007	2,103	2,192	2,287	2,676	2,781	2,885	2,987	3,090	
Jan-92	1,737	1,826	2,040	2,134	2,229	2,322	2,718	2,822	2,925	3,032	3,137	
Jan-93	1,746	1,836	2,055	2,149	2,357	2,456	2,737	2,844	2,948	3,053	3,159	
Jan-94	1,745	1,832	2,050	2,145	2,348	2,448	2,726	2,831	2,939	3,044	3,149	
Jan-95	1,743	1,832	2,048	2,139	2,345	2,445	2,723	2,827	2,936	3,040	3,143	
Jan-96	1,735	1,821	2,038	2,129	2,332	2,431	2,707	2,816	2,920	3,025	3,129	
Jan-97	1,740	1,826	2,043	2,136	2,341	2,439	2,719	2,823	2,926	3,035	3,138	
Jan-98	1,759	1,849	2,070	2,164	2,370	2,469	2,749	2,856	2,962	3,068	3,177	
Jan-99	1,800	1,889	2,112	2,212	2,423	2,521	2,813	2,921	3,031	3,138	3,246	
Jan-00	1,835	1,930	2,156	2,255	2,472	2,574	2,869	2,982	3,094	3,201	3,312	
Jul-00	1,661	1,934	2,124	2,223	2,432	2,533	2,825	2,935	3,043	3,150	3,258	
Jan-01	1,674	1,980	2,175	2,275	2,490	2,598	2,892	3,004	3,117	3,227	3,338	
Jul-01	1,699	1,816	2,223	2,321	2,490	2,598	2,892	3,004	3,117	3,227	3,338	
Jan-02	1,762	1,887	2,364	2,471	2,652	2,764	3,078	3,196	3,315	3,434	3,554	
Jan-03	1,844	1,967	2,081	2,525	2,711	2,826	3,149	3,272	3,391	3,513	3,633	
Jan-04	1,908	2,034	2,146	2,300	2,801	2,919	3,252	3,378	3,501	3,626	3,753	
Jan-05	1,957	2,081	2,190	2,344	2,485	2,923	3,256	3,381	3,506	3,632	3,757	
Jan-06	1,959	2,085	2,194	2,342	2,483	2,649	3,229	3,356	3,481	3,605	3,730	
Jan-07	1,998	2,123	2,235	2,383	2,526	2,698	2,831	3,337	3,460	3,585	3,708	
Apr-07	1,979	2,103	2,212	2,361	2,500	2,667	2,800	3,337	3,460	3,585	3,708	
Jan-08	1,958	2,080	2,189	2,328	2,464	2,623	2,754	2,954	3,476	3,600	3,725	
Jan-09	2,010	2,136	2,246	2,387	2,522	2,680	2,805	3,010	3,194	3,561	3,685	
Jan-10	2,087	2,220	2,335	2,482	2,620	2,780	2,909	3,115	3,304	3,495	3,810	
Jan-11	2,087	2,221	2,335	2,482	2,621	2,780	2,910	3,114	3,305	3,497	3,618	
Jan-12	2,114	2,249	2,365	2,513	2,653	2,814	2,946	3,151	3,344	3,541	3,663	
Jan-13	2,119	2,254	2,371	2,519	2,660	2,822	2,953	3,160	3,353	3,550	3,672	
Jan-14	2,116	2,251	2,368	2,515	2,656	2,817	2,948	3,155	3,347	3,544	3,667	
Jan-15	2,128	2,264	2,381	2,529	2,671	2,833	2,965	3,172	3,366	3,564	3,687	

Pay Grade	Pay Scale	Years of Service									
		31	32	33	34	35	36	37	38	39	40
E-7	Jan-07	3,832	3,957	4,080	4,204	4,327	4,451	4,574	4,697	4,823	4,945
	Apr-07	3,832	3,957	4,080	4,204	4,327	4,451	4,574	4,697	4,823	4,945
	Jan-08	3,848	3,972	4,096	4,220	4,345	4,468	4,593	4,717	4,842	4,967
	Jan-09	3,808	3,931	4,053	4,176	4,299	4,422	4,545	4,668	4,791	4,915
	Jan-10	3,937	4,064	4,191	4,319	4,447	4,574	4,701	4,827	4,955	5,081
	Jan-11	3,869	3,995	4,118	4,244	4,369	4,495	4,619	4,744	4,868	4,993
	Jan-12	3,786	4,009	4,135	4,259	4,384	4,510	4,635	4,761	4,886	5,010
	Jan-13	3,795	3,917	4,139	4,265	4,390	4,516	4,640	4,765	4,891	5,016
	Jan-14	3,789	3,911	4,034	4,236	4,361	4,486	4,610	4,735	4,860	4,984
	Jan-15	3,810	3,933	4,056	4,179	4,371	4,496	4,621	4,746	4,871	4,996

Amounts below the grid are based on a high-3 retirement.
See detailed footnotes following pay grade E1.

Monthly Gross Retired Pay for Active Duty Non-Disability Retirees as of January 1, 2015

Pay Grade	Pay Scale	Years of Service										
		20	21	22	23	24	25	26	27	28	29	30
E-6	Apr-55	1,191	1,252	1,392	1,454	1,519	1,578	1,647	1,711	1,772	1,841	1,901
	Jun-58	1,192	1,255	1,313	1,377	1,438	1,499	1,559	1,617	1,681	1,745	1,805
	Oct-63	1,290	1,354	1,416	1,496	1,559	1,622	1,694	1,757	1,822	1,889	1,959
	Sep-64	1,318	1,392	1,457	1,523	1,603	1,669	1,736	1,805	1,871	1,939	2,006
	Sep-65	1,407	1,475	1,554	1,617	1,694	1,772	1,851	1,915	1,988	2,060	2,131
	Jul-66	1,453	1,526	1,603	1,676	1,750	1,821	1,905	1,978	2,054	2,123	2,207
	Oct-67	1,484	1,558	1,631	1,708	1,781	1,859	1,937	2,007	2,096	2,174	2,248
	Jul-68	1,496	1,567	1,647	1,718	1,797	1,874	1,949	2,026	2,111	2,191	2,265
	Jul-69	1,578	1,660	1,743	1,821	1,901	1,978	2,060	2,142	2,221	2,314	2,397
	Jan-70	1,646	1,731	1,809	1,897	1,976	2,060	2,145	2,229	2,312	2,397	2,487
	Jan-71	1,667	1,753	1,836	1,918	2,005	2,089	2,174	2,256	2,344	2,425	2,508
	Nov-71	1,667	1,753	1,836	1,918	2,005	2,089	2,174	2,256	2,344	2,425	2,508
	Jan-72	1,712	1,798	1,888	1,971	2,057	2,146	2,231	2,316	2,409	2,489	2,578
	Oct-72	1,767	1,858	1,947	2,038	2,121	2,215	2,300	2,394	2,482	2,573	2,663
	Oct-73	1,767	1,858	1,947	2,038	2,121	2,215	2,300	2,394	2,482	2,573	2,663
	Oct-74	1,713	1,798	1,888	1,972	2,060	2,148	2,232	2,319	2,411	2,493	2,579
	Oct-75	1,581	1,662	1,746	1,822	1,903	1,984	2,068	2,146	2,228	2,304	2,386
	Oct-76	1,526	1,607	1,681	1,759	1,836	1,913	1,989	2,071	2,146	2,228	2,297
	Oct-77	1,499	1,572	1,652	1,731	1,805	1,878	1,957	2,031	2,107	2,182	2,259
	Oct-78	1,492	1,564	1,646	1,716	1,796	1,871	1,948	2,025	2,100	2,175	2,248
	Oct-79	1,454	1,527	1,606	1,678	1,752	1,822	1,898	1,971	2,047	2,115	2,192
	Oct-80	1,390	1,457	1,526	1,598	1,669	1,741	1,808	1,880	1,949	2,021	2,089
	Oct-81	1,447	1,521	1,595	1,667	1,741	1,812	1,888	1,962	2,036	2,107	2,178
	Oct-82	1,447	1,521	1,595	1,667	1,741	1,812	1,888	1,962	2,036	2,107	2,178
	Jan-84	1,492	1,564	1,646	1,716	1,796	1,871	1,948	2,026	2,100	2,175	2,251
	Jan-85	1,514	1,591	1,662	1,743	1,817	1,897	1,971	2,049	2,121	2,202	2,282
	Oct-85	1,558	1,637	1,714	1,796	1,874	1,953	2,031	2,110	2,191	2,267	2,347
	Jan-87	1,575	1,657	1,741	1,817	1,898	1,976	2,056	2,136	2,216	2,292	2,376
	Jan-88	1,540	1,617	1,696	1,772	1,855	1,934	2,006	2,087	2,167	2,242	2,319
	Jan-89	1,537	1,616	1,694	1,770	1,851	1,928	2,006	2,086	2,164	2,237	2,315
	Jan-90	1,526	1,603	1,678	1,757	1,835	1,908	1,987	2,062	2,142	2,221	2,294
Jan-91	1,497	1,567	1,647	1,725	1,798	1,877	1,949	2,027	2,103	2,176	2,252	
Jan-92	1,520	1,596	1,673	1,750	1,828	1,899	1,979	2,054	2,131	2,211	2,288	
Jan-93	1,529	1,609	1,682	1,762	1,841	1,915	1,994	2,071	2,148	2,228	2,304	
Jan-94	1,526	1,606	1,678	1,755	1,835	1,908	1,987	2,062	2,142	2,221	2,294	
Jan-95	1,524	1,603	1,677	1,755	1,833	1,906	1,985	2,060	2,138	2,217	2,292	
Jan-96	1,518	1,594	1,670	1,745	1,822	1,896	1,976	2,050	2,128	2,202	2,283	
Jan-97	1,521	1,597	1,673	1,752	1,828	1,901	1,980	2,055	2,134	2,212	2,288	
Jan-98	1,541	1,616	1,696	1,772	1,851	1,929	2,006	2,084	2,159	2,237	2,314	
Jan-99	1,573	1,653	1,733	1,812	1,892	1,971	2,050	2,129	2,209	2,289	2,367	
Jan-00	1,608	1,688	1,770	1,851	1,933	2,012	2,091	2,175	2,253	2,335	2,417	
Jul-00	1,477	1,658	1,741	1,819	1,897	1,979	2,056	2,136	2,217	2,296	2,375	
Jan-01	1,490	1,699	1,781	1,864	1,946	2,027	2,107	2,186	2,271	2,352	2,432	
Jul-01	1,509	1,593	1,784	1,867	1,948	2,030	2,111	2,191	2,274	2,358	2,436	
Jan-02	1,560	1,648	1,920	2,007	2,092	2,182	2,268	2,360	2,443	2,533	2,622	
Jan-03	1,620	1,711	1,795	2,054	2,142	2,232	2,322	2,413	2,502	2,590	2,679	
Jan-04	1,662	1,757	1,839	1,924	2,185	2,277	2,369	2,460	2,551	2,642	2,733	
Jan-05	1,687	1,780	1,867	1,952	2,035	2,280	2,372	2,463	2,554	2,645	2,738	
Jan-06	1,681	1,772	1,858	1,940	2,026	2,110	2,356	2,443	2,534	2,625	2,718	
Jan-07	1,710	1,801	1,886	1,971	2,058	2,144	2,230	2,431	2,522	2,611	2,702	
Apr-07	1,695	1,784	1,870	1,954	2,040	2,125	2,209	2,487	2,579	2,670	2,764	
Jan-08	1,680	1,767	1,851	1,937	2,020	2,104	2,188	2,272	2,589	2,681	2,774	
Jan-09	1,723	1,815	1,899	1,987	2,073	2,161	2,246	2,332	2,420	2,655	2,745	
Jan-10	1,787	1,886	1,977	2,066	2,156	2,246	2,335	2,426	2,516	2,605	2,841	
Jan-11	1,787	1,887	1,977	2,067	2,157	2,246	2,336	2,427	2,516	2,606	2,697	
Jan-12	1,811	1,910	2,002	2,094	2,183	2,276	2,366	2,457	2,548	2,639	2,730	
Jan-13	1,816	1,916	2,006	2,099	2,190	2,281	2,372	2,464	2,554	2,646	2,737	
Jan-14	1,813	1,912	2,004	2,095	2,186	2,277	2,369	2,459	2,550	2,642	2,733	
Jan-15	1,824	1,924	2,015	2,107	2,199	2,290	2,382	2,473	2,565	2,657	2,748	

Pay Grade	Pay Scale	Years of Service									
		31	32	33	34	35	36	37	38	39	40
E-6	Jan-07	2,791	2,882	2,973	3,062	3,153	3,244	3,334	3,423	3,513	3,604
	Apr-07	2,855	2,946	3,040	3,131	3,223	3,316	3,407	3,499	3,595	3,685
	Jan-08	2,866	2,960	3,053	3,144	3,238	3,329	3,424	3,516	3,609	3,700
	Jan-09	2,837	2,929	3,021	3,114	3,204	3,296	3,388	3,480	3,570	3,663
	Jan-10	2,935	3,030	3,124	3,218	3,313	3,408	3,503	3,599	3,692	3,788
	Jan-11	2,883	2,977	3,070	3,163	3,256	3,349	3,443	3,536	3,628	3,723
	Jan-12	2,822	2,987	3,081	3,175	3,268	3,361	3,455	3,548	3,641	3,735
	Jan-13	2,828	2,919	3,084	3,179	3,271	3,365	3,458	3,553	3,645	3,739
	Jan-14	2,824	2,915	3,006	3,158	3,251	3,343	3,436	3,529	3,622	3,715
	Jan-15	2,840	2,932	3,023	3,115	3,258	3,351	3,444	3,537	3,631	3,724

Amounts below the grid are based on a high-3 retirement.
See detailed footnotes following pay grade E1.

Monthly Gross Retired Pay for Active Duty Non-Disability Retirees as of January 1, 2015

Pay Grade	Pay Scale	Years of Service										
		20	21	22	23	24	25	26	27	28	29	30
E-5	Apr-55	1,052	1,106	1,239	1,298	1,352	1,408	1,466	1,523	1,578	1,642	1,696
	Jun-58	985	1,037	1,086	1,133	1,187	1,238	1,289	1,338	1,390	1,438	1,487
	Oct-63	1,091	1,145	1,197	1,265	1,318	1,377	1,434	1,487	1,548	1,603	1,656
	Sep-64	1,120	1,181	1,234	1,290	1,354	1,409	1,469	1,526	1,581	1,643	1,698
	Sep-65	1,190	1,252	1,309	1,370	1,434	1,503	1,561	1,621	1,682	1,746	1,807
	Jul-66	1,232	1,291	1,354	1,415	1,475	1,546	1,613	1,678	1,743	1,804	1,862
	Oct-67	1,254	1,315	1,383	1,447	1,511	1,571	1,642	1,700	1,772	1,841	1,903
	Jul-68	1,265	1,330	1,395	1,457	1,522	1,584	1,652	1,713	1,786	1,856	1,918
	Jul-69	1,338	1,407	1,473	1,546	1,611	1,678	1,746	1,812	1,885	1,963	2,028
	Jan-70	1,394	1,461	1,534	1,607	1,677	1,746	1,816	1,888	1,959	2,028	2,110
	Jan-71	1,409	1,484	1,557	1,622	1,697	1,768	1,844	1,908	1,984	2,054	2,122
	Nov-71	1,409	1,484	1,557	1,622	1,697	1,768	1,844	1,908	1,984	2,054	2,122
	Jan-72	1,452	1,522	1,597	1,670	1,746	1,816	1,892	1,965	2,039	2,110	2,186
	Oct-72	1,498	1,571	1,651	1,725	1,798	1,875	1,953	2,028	2,105	2,178	2,255
	Oct-73	1,498	1,571	1,651	1,725	1,798	1,875	1,953	2,028	2,105	2,178	2,255
	Oct-74	1,453	1,523	1,598	1,676	1,750	1,817	1,896	1,966	2,043	2,112	2,188
	Oct-75	1,344	1,408	1,475	1,550	1,613	1,681	1,753	1,817	1,888	1,957	2,025
	Oct-76	1,293	1,362	1,422	1,492	1,558	1,620	1,689	1,754	1,817	1,886	1,949
	Oct-77	1,269	1,336	1,401	1,461	1,526	1,595	1,656	1,718	1,784	1,852	1,913
	Oct-78	1,265	1,330	1,395	1,457	1,521	1,584	1,651	1,713	1,776	1,846	1,905
	Oct-79	1,234	1,293	1,358	1,416	1,484	1,548	1,610	1,670	1,733	1,796	1,859
	Oct-80	1,180	1,235	1,293	1,352	1,410	1,471	1,534	1,595	1,652	1,712	1,769
	Oct-81	1,228	1,289	1,350	1,409	1,473	1,536	1,598	1,660	1,725	1,781	1,851
	Oct-82	1,228	1,289	1,350	1,409	1,473	1,536	1,598	1,660	1,725	1,781	1,851
	Jan-84	1,265	1,330	1,394	1,457	1,522	1,584	1,651	1,713	1,776	1,846	1,906
	Jan-85	1,281	1,347	1,409	1,473	1,540	1,607	1,670	1,736	1,798	1,862	1,934
	Oct-85	1,315	1,387	1,453	1,521	1,591	1,653	1,718	1,786	1,856	1,919	1,988
	Jan-87	1,336	1,405	1,469	1,537	1,611	1,676	1,745	1,812	1,877	1,947	2,017
	Jan-88	1,305	1,369	1,437	1,503	1,566	1,634	1,698	1,768	1,832	1,898	1,965
	Jan-89	1,304	1,369	1,434	1,500	1,566	1,631	1,698	1,766	1,831	1,897	1,965
Jan-90	1,291	1,358	1,421	1,488	1,556	1,617	1,681	1,752	1,813	1,880	1,946	
Jan-91	1,266	1,331	1,395	1,460	1,523	1,592	1,652	1,714	1,780	1,846	1,906	
Jan-92	1,289	1,352	1,416	1,484	1,550	1,612	1,677	1,742	1,808	1,875	1,939	
Jan-93	1,298	1,363	1,424	1,494	1,558	1,621	1,688	1,755	1,821	1,886	1,953	
Jan-94	1,293	1,358	1,422	1,490	1,556	1,617	1,682	1,750	1,813	1,881	1,947	
Jan-95	1,291	1,355	1,421	1,487	1,553	1,616	1,682	1,750	1,812	1,880	1,946	
Jan-96	1,283	1,349	1,412	1,482	1,548	1,609	1,673	1,740	1,805	1,868	1,933	
Jan-97	1,289	1,352	1,419	1,485	1,551	1,614	1,678	1,745	1,808	1,875	1,938	
Jan-98	1,304	1,370	1,437	1,501	1,566	1,636	1,700	1,768	1,832	1,896	1,964	
Jan-99	1,336	1,403	1,469	1,537	1,606	1,672	1,739	1,806	1,871	1,938	2,007	
Jan-00	1,364	1,431	1,499	1,568	1,638	1,706	1,774	1,844	1,910	1,981	2,049	
Jul-00	1,260	1,405	1,471	1,541	1,608	1,674	1,742	1,809	1,877	1,944	2,012	
Jan-01	1,270	1,441	1,509	1,577	1,647	1,713	1,784	1,855	1,924	1,990	2,058	
Jul-01	1,282	1,348	1,502	1,572	1,642	1,709	1,777	1,847	1,916	1,984	2,053	
Jan-02	1,325	1,394	1,616	1,691	1,762	1,836	1,910	1,985	2,058	2,134	2,207	
Jan-03	1,373	1,443	1,512	1,731	1,806	1,883	1,956	2,031	2,108	2,183	2,259	
Jan-04	1,408	1,479	1,550	1,620	1,841	1,918	1,997	2,073	2,149	2,227	2,303	
Jan-05	1,428	1,500	1,571	1,642	1,713	1,921	1,999	2,075	2,152	2,229	2,307	
Jan-06	1,421	1,493	1,563	1,636	1,706	1,776	1,983	2,059	2,135	2,212	2,289	
Jan-07	1,445	1,517	1,590	1,661	1,735	1,807	1,879	2,048	2,124	2,200	2,276	
Apr-07	1,431	1,502	1,574	1,645	1,715	1,791	1,862	2,086	2,165	2,241	2,317	
Jan-08	1,414	1,486	1,558	1,627	1,699	1,769	1,841	1,910	2,174	2,250	2,328	
Jan-09	1,452	1,524	1,595	1,669	1,742	1,815	1,887	1,959	2,031	2,228	2,305	
Jan-10	1,507	1,583	1,657	1,735	1,809	1,885	1,959	2,035	2,111	2,186	2,382	
Jan-11	1,507	1,584	1,659	1,735	1,810	1,886	1,960	2,036	2,112	2,187	2,262	
Jan-12	1,527	1,603	1,680	1,756	1,832	1,908	1,986	2,061	2,138	2,216	2,291	
Jan-13	1,531	1,607	1,685	1,760	1,837	1,915	1,991	2,067	2,143	2,221	2,297	
Jan-14	1,528	1,605	1,681	1,758	1,835	1,911	1,988	2,064	2,141	2,217	2,293	
Jan-15	1,538	1,614	1,691	1,768	1,845	1,922	1,999	2,076	2,153	2,230	2,307	

Pay Grade	Pay Scale	Years of Service									
		31	32	33	34	35	36	37	38	39	40
E-5	Jan-07	2,353	2,428	2,503	2,580	2,655	2,731	2,806	2,883	2,960	3,037
	Apr-07	2,395	2,473	2,550	2,628	2,705	2,784	2,859	2,938	3,014	3,093
	Jan-08	2,405	2,484	2,561	2,639	2,718	2,794	2,873	2,950	3,029	3,106
	Jan-09	2,381	2,458	2,535	2,612	2,689	2,766	2,844	2,919	2,997	3,073
	Jan-10	2,462	2,542	2,621	2,701	2,782	2,860	2,940	3,019	3,099	3,179
	Jan-11	2,421	2,498	2,576	2,655	2,732	2,809	2,888	2,968	3,045	3,123
	Jan-12	2,368	2,507	2,586	2,663	2,742	2,822	2,899	2,978	3,056	3,134
	Jan-13	2,373	2,449	2,588	2,667	2,746	2,824	2,903	2,980	3,060	3,138
	Jan-14	2,370	2,446	2,523	2,650	2,727	2,806	2,884	2,962	3,040	3,117
	Jan-15	2,383	2,460	2,537	2,614	2,734	2,813	2,891	2,969	3,047	3,125

Amounts below the grid are based on a high-3 retirement.
See detailed footnotes following pay grade E1.

Monthly Gross Retired Pay for Active Duty Non-Disability Retirees as of January 1, 2015

Pay Grade	Pay Scale	Years of Service										
		20	21	22	23	24	25	26	27	28	29	30
E-4	Apr-55	944	997	1,046	1,093	1,140	1,191	1,240	1,290	1,338	1,390	1,437
	Jun-58	776	819	856	888	937	978	1,018	1,052	1,093	1,131	1,180
	Oct-63	834	877	921	967	1,011	1,050	1,093	1,135	1,184	1,228	1,266
	Sep-64	856	895	940	985	1,037	1,080	1,122	1,170	1,210	1,255	1,302
	Sep-65	908	954	1,002	1,047	1,096	1,147	1,192	1,241	1,290	1,338	1,383
	Jul-66	939	988	1,037	1,083	1,130	1,184	1,235	1,282	1,333	1,382	1,428
	Oct-67	961	1,010	1,060	1,104	1,158	1,202	1,254	1,303	1,362	1,408	1,457
	Jul-68	967	1,019	1,065	1,115	1,165	1,210	1,263	1,310	1,369	1,416	1,467
	Jul-69	1,023	1,078	1,126	1,184	1,234	1,283	1,338	1,390	1,441	1,500	1,556
	Jan-70	1,065	1,120	1,180	1,231	1,282	1,338	1,394	1,443	1,499	1,556	1,614
	Jan-71	1,080	1,131	1,189	1,241	1,302	1,354	1,408	1,461	1,519	1,572	1,625
	Nov-71	1,126	1,186	1,240	1,302	1,358	1,410	1,469	1,527	1,584	1,645	1,700
	Jan-72	1,197	1,263	1,325	1,387	1,447	1,509	1,564	1,625	1,691	1,753	1,812
	Oct-72	1,239	1,303	1,367	1,428	1,492	1,557	1,616	1,679	1,745	1,807	1,869
	Oct-73	1,239	1,303	1,367	1,428	1,492	1,557	1,616	1,679	1,745	1,807	1,869
	Oct-74	1,197	1,263	1,325	1,387	1,447	1,509	1,564	1,625	1,691	1,753	1,812
	Oct-75	1,113	1,170	1,228	1,281	1,338	1,395	1,452	1,506	1,560	1,616	1,677
	Oct-76	1,071	1,125	1,184	1,235	1,290	1,345	1,401	1,453	1,509	1,560	1,614
	Oct-77	1,047	1,099	1,159	1,206	1,265	1,313	1,370	1,422	1,475	1,531	1,584
	Oct-78	1,046	1,097	1,153	1,203	1,262	1,310	1,367	1,416	1,471	1,526	1,577
	Oct-79	1,021	1,071	1,122	1,181	1,231	1,281	1,333	1,383	1,437	1,487	1,540
	Oct-80	976	1,022	1,071	1,121	1,175	1,222	1,269	1,315	1,368	1,415	1,467
	Oct-81	981	1,034	1,081	1,130	1,185	1,234	1,282	1,333	1,383	1,434	1,484
	Oct-82	981	1,034	1,081	1,130	1,185	1,234	1,282	1,333	1,383	1,434	1,484
	Jan-84	1,012	1,067	1,120	1,175	1,227	1,274	1,325	1,377	1,428	1,475	1,531
	Jan-85	1,032	1,080	1,130	1,186	1,238	1,290	1,344	1,395	1,447	1,499	1,554
	Oct-85	1,060	1,114	1,170	1,227	1,274	1,330	1,383	1,438	1,490	1,548	1,598
	Jan-87	1,071	1,126	1,184	1,238	1,291	1,347	1,402	1,457	1,511	1,562	1,617
	Jan-88	1,046	1,098	1,156	1,204	1,262	1,311	1,367	1,416	1,473	1,526	1,577
	Jan-89	1,046	1,098	1,156	1,204	1,262	1,311	1,367	1,416	1,471	1,523	1,577
Jan-90	1,038	1,090	1,141	1,192	1,247	1,302	1,354	1,407	1,459	1,514	1,563	
Jan-91	1,018	1,070	1,121	1,178	1,228	1,275	1,326	1,378	1,429	1,484	1,534	
Jan-92	1,036	1,084	1,137	1,191	1,242	1,299	1,350	1,401	1,454	1,504	1,558	
Jan-93	1,040	1,093	1,147	1,199	1,253	1,305	1,358	1,411	1,464	1,519	1,564	
Jan-94	1,040	1,091	1,144	1,197	1,252	1,303	1,354	1,408	1,460	1,515	1,563	
Jan-95	1,039	1,091	1,144	1,195	1,249	1,302	1,352	1,405	1,459	1,514	1,561	
Jan-96	1,035	1,084	1,137	1,189	1,241	1,296	1,347	1,401	1,452	1,500	1,556	
Jan-97	1,038	1,090	1,142	1,192	1,245	1,299	1,350	1,404	1,457	1,509	1,560	
Jan-98	1,047	1,103	1,156	1,209	1,263	1,313	1,367	1,419	1,473	1,526	1,578	
Jan-99	1,074	1,126	1,183	1,238	1,289	1,345	1,400	1,455	1,504	1,560	1,613	
Jan-00	1,095	1,153	1,206	1,264	1,317	1,371	1,427	1,484	1,540	1,594	1,649	
Jul-00	1,015	1,155	1,211	1,266	1,321	1,377	1,432	1,488	1,546	1,598	1,655	
Jan-01	1,024	1,184	1,241	1,299	1,352	1,410	1,467	1,523	1,581	1,638	1,694	
Jul-01	1,038	1,091	1,241	1,299	1,352	1,410	1,467	1,523	1,581	1,638	1,694	
Jan-02	1,071	1,125	1,289	1,349	1,408	1,467	1,524	1,587	1,645	1,704	1,761	
Jan-03	1,106	1,160	1,217	1,380	1,441	1,501	1,561	1,621	1,681	1,743	1,805	
Jan-04	1,126	1,183	1,240	1,298	1,468	1,530	1,593	1,653	1,714	1,776	1,836	
Jan-05	1,140	1,197	1,255	1,311	1,369	1,533	1,595	1,656	1,716	1,778	1,841	
Jan-06	1,134	1,192	1,249	1,305	1,362	1,420	1,581	1,645	1,705	1,766	1,827	
Jan-07	1,153	1,211	1,269	1,326	1,385	1,442	1,500	1,636	1,696	1,757	1,818	
Apr-07	1,140	1,198	1,255	1,313	1,369	1,427	1,483	1,636	1,696	1,757	1,818	
Jan-08	1,122	1,178	1,232	1,289	1,345	1,402	1,458	1,515	1,703	1,764	1,826	
Jan-09	1,142	1,200	1,257	1,314	1,371	1,428	1,486	1,544	1,600	1,747	1,807	
Jan-10	1,182	1,242	1,300	1,359	1,419	1,476	1,536	1,595	1,655	1,713	1,869	
Jan-11	1,182	1,241	1,300	1,360	1,419	1,477	1,536	1,597	1,656	1,714	1,773	
Jan-12	1,197	1,258	1,317	1,378	1,437	1,497	1,557	1,617	1,677	1,738	1,797	
Jan-13	1,200	1,261	1,321	1,381	1,441	1,501	1,561	1,621	1,682	1,741	1,802	
Jan-14	1,199	1,259	1,319	1,379	1,439	1,499	1,558	1,619	1,678	1,739	1,798	
Jan-15	1,206	1,266	1,326	1,387	1,447	1,507	1,568	1,628	1,688	1,749	1,809	

Pay Grade	Pay Scale	Years of Service									
		31	32	33	34	35	36	37	38	39	40
E-4	Jan-07	1,878	1,939	2,000	2,060	2,121	2,182	2,243	2,304	2,365	2,425
	Apr-07	1,878	1,939	2,000	2,060	2,121	2,182	2,243	2,304	2,365	2,425
	Jan-08	1,886	1,948	2,009	2,069	2,130	2,191	2,251	2,313	2,374	2,435
	Jan-09	1,868	1,928	1,988	2,048	2,109	2,169	2,230	2,290	2,351	2,411
	Jan-10	1,931	1,994	2,056	2,118	2,181	2,243	2,305	2,368	2,430	2,492
	Jan-11	1,897	1,958	2,019	2,081	2,143	2,204	2,264	2,325	2,387	2,448
	Jan-12	1,858	1,966	2,027	2,089	2,150	2,212	2,274	2,335	2,397	2,459
	Jan-13	1,862	1,922	2,029	2,091	2,152	2,215	2,277	2,339	2,400	2,462
	Jan-14	1,859	1,918	1,979	2,078	2,139	2,200	2,262	2,322	2,384	2,445
	Jan-15	1,869	1,930	1,990	2,050	2,145	2,206	2,267	2,329	2,390	2,451

Amounts below the grid are based on a high-3 retirement.
See detailed footnotes following pay grade E1.

Monthly Gross Retired Pay for Active Duty Non-Disability Retirees as of January 1, 2015

Pay Grade	Pay Scale	Years of Service										
		20	21	22	23	24	25	26	27	28	29	30
E-3	Apr-55	708	743	779	819	853	886	926	962	997	1,036	1,071
	Jun-58	568	597	629	657	691	719	746	776	805	835	871
	Oct-63	636	670	702	735	773	803	835	872	899	936	973
	Sep-64	648	684	719	750	788	825	858	887	926	961	991
	Sep-65	696	729	768	800	835	878	919	944	982	1,022	1,055
	Jul-66	716	750	788	826	868	899	940	980	1,019	1,052	1,091
	Oct-67	730	772	805	840	882	921	954	993	1,038	1,078	1,115
	Jul-68	735	775	817	847	885	929	966	999	1,046	1,083	1,122
	Jul-69	779	822	862	899	939	980	1,022	1,061	1,097	1,145	1,187
	Jan-70	817	856	892	938	980	1,022	1,062	1,099	1,141	1,187	1,238
	Jan-71	825	871	907	945	991	1,036	1,079	1,120	1,163	1,202	1,242
	Nov-71	982	1,036	1,083	1,131	1,186	1,235	1,283	1,336	1,387	1,437	1,485
	Jan-72	1,047	1,098	1,158	1,204	1,263	1,312	1,369	1,422	1,474	1,531	1,581
	Oct-72	1,081	1,135	1,191	1,245	1,304	1,362	1,410	1,467	1,523	1,577	1,631
	Oct-73	1,081	1,135	1,191	1,245	1,304	1,362	1,410	1,467	1,523	1,577	1,631
	Oct-74	1,047	1,099	1,158	1,206	1,263	1,313	1,370	1,422	1,475	1,531	1,584
	Oct-75	973	1,021	1,070	1,120	1,170	1,221	1,266	1,312	1,367	1,412	1,466
	Oct-76	937	982	1,033	1,079	1,125	1,180	1,227	1,269	1,313	1,367	1,410
	Oct-77	921	966	1,012	1,060	1,104	1,150	1,195	1,242	1,293	1,342	1,390
	Oct-78	919	961	1,010	1,052	1,098	1,145	1,192	1,240	1,289	1,336	1,382
	Oct-79	886	937	981	1,032	1,075	1,120	1,164	1,204	1,254	1,302	1,347
	Oct-80	845	887	937	980	1,023	1,067	1,113	1,150	1,192	1,239	1,282
	Oct-81	839	883	929	976	1,018	1,055	1,097	1,140	1,187	1,231	1,271
	Oct-82	838	883	926	973	1,012	1,055	1,096	1,137	1,186	1,231	1,269
	Jan-84	872	916	954	997	1,044	1,090	1,131	1,183	1,228	1,266	1,309
	Jan-85	880	924	973	1,018	1,060	1,099	1,147	1,191	1,239	1,282	1,330
	Oct-85	904	945	997	1,044	1,091	1,133	1,186	1,232	1,275	1,318	1,368
	Jan-87	921	966	1,011	1,060	1,104	1,153	1,195	1,242	1,293	1,342	1,390
	Jan-88	895	940	986	1,036	1,080	1,122	1,173	1,221	1,263	1,308	1,354
	Jan-89	892	940	986	1,036	1,080	1,122	1,170	1,210	1,263	1,308	1,352
Jan-90	886	936	980	1,023	1,070	1,115	1,160	1,203	1,249	1,296	1,338	
Jan-91	873	916	961	1,002	1,047	1,092	1,135	1,183	1,228	1,271	1,313	
Jan-92	883	931	977	1,019	1,066	1,113	1,156	1,199	1,245	1,291	1,333	
Jan-93	892	938	982	1,027	1,075	1,119	1,164	1,205	1,254	1,301	1,347	
Jan-94	887	936	981	1,024	1,071	1,118	1,160	1,204	1,253	1,298	1,344	
Jan-95	887	934	980	1,026	1,070	1,115	1,159	1,203	1,251	1,296	1,341	
Jan-96	884	929	977	1,021	1,065	1,111	1,156	1,197	1,242	1,289	1,333	
Jan-97	886	934	979	1,023	1,070	1,113	1,158	1,202	1,247	1,291	1,337	
Jan-98	901	943	989	1,037	1,082	1,125	1,171	1,219	1,264	1,308	1,354	
Jan-99	920	968	1,015	1,060	1,105	1,153	1,199	1,245	1,290	1,338	1,389	
Jan-00	938	986	1,035	1,083	1,129	1,179	1,223	1,273	1,318	1,367	1,412	
Jul-00	869	986	1,035	1,083	1,129	1,179	1,223	1,273	1,318	1,367	1,412	
Jan-01	873	991	1,038	1,086	1,133	1,182	1,228	1,277	1,324	1,371	1,419	
Jul-01	882	926	1,038	1,086	1,133	1,182	1,228	1,277	1,324	1,371	1,419	
Jan-02	903	947	1,081	1,129	1,181	1,227	1,278	1,330	1,374	1,424	1,474	
Jan-03	927	975	1,019	1,156	1,206	1,258	1,308	1,358	1,409	1,459	1,511	
Jan-04	943	991	1,038	1,086	1,231	1,281	1,335	1,387	1,437	1,490	1,541	
Jan-05	954	1,003	1,050	1,097	1,147	1,283	1,337	1,389	1,440	1,491	1,541	
Jan-06	950	999	1,045	1,094	1,141	1,190	1,325	1,378	1,429	1,479	1,531	
Jan-07	966	1,013	1,063	1,112	1,159	1,209	1,257	1,370	1,421	1,471	1,522	
Apr-07	954	1,003	1,051	1,098	1,147	1,195	1,244	1,370	1,421	1,471	1,522	
Jan-08	940	985	1,034	1,080	1,128	1,175	1,221	1,269	1,427	1,477	1,530	
Jan-09	956	1,005	1,053	1,101	1,149	1,198	1,246	1,292	1,341	1,464	1,515	
Jan-10	990	1,040	1,089	1,139	1,189	1,239	1,287	1,338	1,387	1,437	1,566	
Jan-11	991	1,040	1,090	1,140	1,189	1,239	1,287	1,338	1,388	1,438	1,487	
Jan-12	1,003	1,053	1,105	1,154	1,204	1,254	1,304	1,355	1,405	1,456	1,506	
Jan-13	1,006	1,056	1,107	1,157	1,208	1,259	1,308	1,358	1,409	1,459	1,511	
Jan-14	1,005	1,055	1,105	1,155	1,206	1,256	1,307	1,357	1,407	1,458	1,508	
Jan-15	1,011	1,061	1,112	1,163	1,213	1,264	1,314	1,365	1,415	1,466	1,516	

Pay Grade	Pay Scale	Years of Service									
		31	32	33	34	35	36	37	38	39	40
E-3	Jan-07	1,574	1,625	1,676	1,726	1,776	1,828	1,879	1,930	1,980	2,031
	Apr-07	1,574	1,625	1,676	1,726	1,776	1,828	1,879	1,930	1,980	2,031
	Jan-08	1,581	1,632	1,683	1,736	1,785	1,835	1,887	1,940	1,990	2,041
	Jan-09	1,565	1,616	1,667	1,715	1,767	1,818	1,869	1,919	1,969	2,019
	Jan-10	1,619	1,671	1,723	1,774	1,827	1,880	1,933	1,984	2,036	2,089
	Jan-11	1,591	1,642	1,693	1,745	1,797	1,847	1,898	1,950	2,002	2,053
	Jan-12	1,556	1,647	1,699	1,752	1,803	1,855	1,905	1,957	2,009	2,060
	Jan-13	1,561	1,610	1,702	1,753	1,805	1,857	1,907	1,960	2,011	2,063
	Jan-14	1,558	1,608	1,658	1,742	1,793	1,845	1,896	1,947	1,999	2,049
	Jan-15	1,567	1,618	1,668	1,719	1,798	1,849	1,901	1,952	2,003	2,055

Amounts below the grid are based on a high-3 retirement.
See detailed footnotes following pay grade E1.

Monthly Gross Retired Pay for Active Duty Non-Disability Retirees as of January 1, 2015

Pay Grade	Pay Scale	Years of Service										
		20	21	22	23	24	25	26	27	28	29	30
E-2	Apr-55	568	596	627	655	685	716	745	775	804	834	868
	Jun-58	432	455	475	502	526	544	566	591	609	636	657
	Oct-63	457	479	504	530	554	581	601	626	648	674	699
	Sep-64	464	496	518	537	568	593	614	641	670	694	716
	Sep-65	501	526	549	580	601	630	657	684	712	733	760
	Jul-66	517	542	568	594	623	648	681	708	733	760	783
	Oct-67	528	554	584	607	636	665	691	719	747	776	804
	Jul-68	530	557	588	609	641	670	698	724	754	780	811
	Jul-69	558	591	620	648	679	708	735	768	794	832	858
	Jan-70	588	611	643	677	707	733	768	795	826	858	887
	Jan-71	593	625	654	684	716	745	776	805	836	872	895
	Nov-71	826	872	916	946	994	1,038	1,081	1,122	1,165	1,204	1,247
	Jan-72	882	929	977	1,019	1,062	1,106	1,150	1,193	1,241	1,289	1,333
	Oct-72	908	954	1,002	1,047	1,096	1,140	1,190	1,238	1,282	1,331	1,377
	Oct-73	908	954	1,002	1,047	1,096	1,140	1,190	1,238	1,282	1,331	1,377
	Oct-74	883	929	977	1,021	1,065	1,106	1,153	1,195	1,241	1,290	1,336
	Oct-75	819	858	895	939	981	1,026	1,067	1,106	1,147	1,190	1,234
	Oct-76	781	826	871	907	943	988	1,032	1,070	1,106	1,147	1,189
	Oct-77	774	812	847	886	931	973	1,011	1,047	1,090	1,126	1,170
	Oct-78	772	805	841	884	926	967	1,003	1,044	1,083	1,122	1,164
	Oct-79	746	783	825	868	900	939	980	1,019	1,055	1,093	1,130
	Oct-80	714	746	781	823	862	892	936	973	1,003	1,043	1,080
	Oct-81	708	743	778	819	853	885	926	962	994	1,036	1,071
	Oct-82	707	741	778	817	847	885	924	961	993	1,034	1,070
	Jan-84	729	768	803	838	880	919	946	989	1,033	1,065	1,099
	Jan-85	735	776	817	847	886	929	967	1,002	1,041	1,080	1,118
	Oct-85	760	800	838	878	920	948	993	1,036	1,075	1,114	1,150
	Jan-87	773	812	845	886	931	976	1,007	1,047	1,090	1,126	1,165
	Jan-88	754	794	832	871	907	944	985	1,023	1,061	1,098	1,137
	Jan-89	750	792	830	872	907	943	985	1,022	1,061	1,098	1,135
	Jan-90	745	783	823	862	899	938	978	1,012	1,050	1,090	1,125
	Jan-91	732	772	807	840	883	921	954	994	1,034	1,070	1,106
	Jan-92	745	781	822	860	898	936	976	1,010	1,047	1,084	1,124
Jan-93	748	792	827	866	901	940	980	1,019	1,059	1,093	1,131	
Jan-94	748	786	826	865	900	939	979	1,015	1,055	1,091	1,127	
Jan-95	747	787	825	865	900	938	978	1,015	1,052	1,091	1,127	
Jan-96	745	781	822	858	898	934	975	1,008	1,046	1,086	1,121	
Jan-97	747	786	825	862	900	938	977	1,011	1,052	1,090	1,125	
Jan-98	758	796	834	873	912	946	986	1,026	1,065	1,103	1,141	
Jan-99	776	815	853	894	931	973	1,010	1,047	1,090	1,126	1,165	
Jan-00	792	832	873	913	950	991	1,033	1,073	1,114	1,153	1,191	
Jul-00	730	832	873	913	950	991	1,033	1,073	1,114	1,153	1,191	
Jan-01	733	835	876	915	956	996	1,036	1,078	1,117	1,156	1,195	
Jul-01	742	811	876	915	956	996	1,036	1,078	1,117	1,156	1,195	
Jan-02	760	799	910	950	994	1,036	1,079	1,119	1,160	1,203	1,244	
Jan-03	781	820	858	975	1,018	1,060	1,103	1,144	1,189	1,229	1,273	
Jan-04	794	834	876	915	1,038	1,082	1,125	1,165	1,213	1,255	1,300	
Jan-05	804	846	886	927	967	1,083	1,126	1,168	1,214	1,258	1,301	
Jan-06	802	842	882	922	961	1,003	1,118	1,160	1,204	1,247	1,290	
Jan-07	814	855	896	938	978	1,018	1,060	1,155	1,199	1,242	1,284	
Apr-07	805	846	885	926	968	1,007	1,047	1,155	1,199	1,242	1,284	
Jan-08	792	832	871	911	950	990	1,030	1,070	1,203	1,247	1,289	
Jan-09	807	848	887	929	970	1,009	1,050	1,091	1,131	1,234	1,277	
Jan-10	834	877	918	960	1,002	1,044	1,086	1,128	1,168	1,212	1,321	
Jan-11	835	877	919	960	1,002	1,044	1,087	1,128	1,170	1,212	1,254	
Jan-12	846	888	930	973	1,015	1,058	1,099	1,143	1,185	1,228	1,270	
Jan-13	849	891	933	976	1,019	1,060	1,104	1,146	1,188	1,231	1,274	
Jan-14	848	890	933	975	1,017	1,060	1,102	1,144	1,187	1,229	1,272	
Jan-15	853	895	938	981	1,023	1,066	1,109	1,151	1,194	1,237	1,279	

Pay Grade	Pay Scale	Years of Service									
		31	32	33	34	35	36	37	38	39	40
E-2	Jan-07	1,326	1,370	1,412	1,457	1,499	1,543	1,586	1,627	1,671	1,712
	Apr-07	1,326	1,370	1,412	1,457	1,499	1,543	1,586	1,627	1,671	1,712
	Jan-08	1,334	1,377	1,420	1,463	1,506	1,548	1,591	1,635	1,679	1,721
	Jan-09	1,320	1,362	1,405	1,448	1,490	1,532	1,576	1,619	1,661	1,703
	Jan-10	1,365	1,408	1,454	1,497	1,541	1,585	1,630	1,673	1,716	1,762
	Jan-11	1,341	1,385	1,428	1,471	1,515	1,558	1,601	1,644	1,688	1,731
	Jan-12	1,312	1,391	1,432	1,477	1,521	1,564	1,607	1,651	1,694	1,739
	Jan-13	1,315	1,358	1,436	1,478	1,523	1,566	1,609	1,653	1,697	1,740
	Jan-14	1,315	1,357	1,399	1,470	1,513	1,556	1,600	1,643	1,685	1,729
	Jan-15	1,322	1,365	1,407	1,450	1,517	1,560	1,603	1,647	1,690	1,734

Amounts below the grid are based on a high-3 retirement.
See detailed footnotes following pay grade E1.

Monthly Gross Retired Pay for Active Duty Non-Disability Retirees as of January 1, 2015

Pay Grade	Pay Scale	Years of Service										
		20	21	22	23	24	25	26	27	28	29	30
E-1	Apr-55	455	475	502	526	546	575	594	620	642	668	691
	Jun-58	415	437	462	488	509	530	551	577	594	614	640
	Oct-63	413	436	461	487	507	529	549	575	593	611	640
	Sep-64	427	452	466	498	519	542	562	589	608	630	654
	Sep-65	457	475	503	528	549	581	601	626	648	674	698
	Jul-66	465	498	519	542	566	593	623	643	671	696	720
	Oct-67	479	504	530	554	584	605	629	654	684	710	733
	Jul-68	487	509	534	557	588	607	636	657	691	716	738
	Jul-69	515	536	562	591	614	643	673	699	725	758	780
	Jan-70	531	558	590	611	642	673	699	728	754	780	817
	Jan-71	537	568	596	625	653	681	710	735	768	794	823
	Nov-71	738	778	819	856	887	933	973	1,003	1,044	1,081	1,121
	Jan-72	788	833	875	916	945	991	1,036	1,075	1,115	1,153	1,192
	Oct-72	819	858	895	939	981	1,023	1,067	1,106	1,147	1,190	1,234
	Oct-73	819	858	895	939	981	1,023	1,067	1,106	1,147	1,190	1,234
	Oct-74	788	833	875	916	946	991	1,036	1,075	1,115	1,158	1,192
	Oct-75	729	772	804	839	880	920	948	991	1,033	1,067	1,099
	Oct-76	704	738	775	812	845	883	923	948	991	1,033	1,065
	Oct-77	691	728	760	795	833	872	900	938	978	1,011	1,044
	Oct-78	685	724	758	794	832	868	895	936	976	1,003	1,041
	Oct-79	671	707	735	774	805	839	878	916	941	980	1,018
	Oct-80	638	671	704	733	773	803	835	872	899	936	967
	Oct-81	630	668	699	730	766	794	826	862	887	926	954
	Oct-82	626	657	694	725	758	788	822	853	884	921	945
	Jan-84	645	681	716	745	779	817	841	882	919	944	981
	Jan-85	655	691	725	758	792	825	862	887	929	961	993
	Oct-85	677	712	745	779	819	847	884	923	948	989	1,026
	Jan-87	685	720	758	792	825	866	892	936	973	1,002	1,038
	Jan-88	670	706	738	775	805	839	877	913	943	980	1,015
	Jan-89	670	704	738	774	807	838	877	908	943	980	1,012
Jan-90	660	700	732	768	802	833	871	900	937	976	1,002	
Jan-91	650	684	719	750	786	821	853	884	920	948	986	
Jan-92	660	699	730	761	799	833	866	900	934	969	1,000	
Jan-93	668	703	738	772	804	836	875	907	940	977	1,010	
Jan-94	668	702	738	768	803	835	872	907	938	976	1,006	
Jan-95	667	701	733	768	803	834	872	904	938	975	1,003	
Jan-96	664	699	732	763	797	832	866	900	934	969	1,000	
Jan-97	665	701	733	768	802	835	869	902	937	973	1,002	
Jan-98	676	708	744	779	811	845	880	915	946	982	1,017	
Jan-99	691	725	759	795	830	865	901	934	972	1,003	1,039	
Jan-00	706	741	779	812	848	884	920	954	989	1,027	1,063	
Jul-00	650	741	779	812	848	884	920	954	989	1,027	1,063	
Jan-01	653	743	781	815	850	887	923	960	994	1,033	1,066	
Jul-01	660	696	781	815	850	887	923	960	994	1,033	1,066	
Jan-02	679	712	811	848	886	923	961	998	1,035	1,073	1,111	
Jan-03	696	730	766	869	906	944	982	1,021	1,059	1,096	1,134	
Jan-04	708	744	780	815	927	964	1,002	1,041	1,081	1,120	1,158	
Jan-05	718	754	790	826	860	966	1,004	1,043	1,082	1,121	1,159	
Jan-06	714	749	787	822	858	894	998	1,037	1,074	1,113	1,152	
Jan-07	727	763	799	836	873	909	945	1,032	1,067	1,106	1,145	
Apr-07	719	755	790	826	862	899	934	1,032	1,067	1,106	1,145	
Jan-08	706	742	776	811	849	883	919	953	1,073	1,112	1,151	
Jan-09	720	757	792	828	864	901	937	973	1,008	1,101	1,139	
Jan-10	744	782	819	856	894	931	969	1,006	1,043	1,080	1,179	
Jan-11	745	782	819	857	894	932	969	1,006	1,043	1,082	1,119	
Jan-12	754	793	830	868	907	943	982	1,020	1,057	1,094	1,133	
Jan-13	757	795	833	871	909	946	985	1,023	1,060	1,099	1,137	
Jan-14	756	794	832	869	907	945	983	1,021	1,059	1,097	1,134	
Jan-15	761	799	837	875	913	951	989	1,027	1,065	1,103	1,141	

Pay Grade	Pay Scale	Years of Service									
		31	32	33	34	35	36	37	38	39	40
E-1	Jan-07	1,184	1,221	1,260	1,299	1,337	1,374	1,412	1,453	1,490	1,528
	Apr-07	1,184	1,221	1,260	1,299	1,337	1,374	1,412	1,453	1,490	1,528
	Jan-08	1,189	1,226	1,266	1,304	1,342	1,382	1,420	1,458	1,497	1,535
	Jan-09	1,178	1,215	1,253	1,290	1,330	1,367	1,405	1,443	1,482	1,520
	Jan-10	1,217	1,257	1,294	1,336	1,374	1,413	1,454	1,492	1,532	1,572
	Jan-11	1,197	1,235	1,273	1,312	1,351	1,390	1,428	1,467	1,505	1,544
	Jan-12	1,171	1,240	1,279	1,318	1,356	1,395	1,433	1,473	1,511	1,550
	Jan-13	1,174	1,212	1,280	1,319	1,357	1,397	1,436	1,474	1,514	1,552
	Jan-14	1,173	1,210	1,248	1,311	1,350	1,388	1,426	1,465	1,504	1,542
	Jan-15	1,179	1,217	1,255	1,293	1,353	1,392	1,430	1,469	1,508	1,546

Amounts below the grid are based on a high-3 retirement.
See detailed footnotes following pay grade E1.

Notes About Retired Pay Tables

Figures assume current year retirees with less than 35 completed years of active duty service entered the military after September 7, 1980. Same is true for previous year retirees with less than 34 years; two year ago retirees with less than 33 years and so on. These retirees are subject to the high-3 formula. Figures assume retiree spent the final 3 years at the same grade in which he/she retired. Exception is for retirees in grade O-9 or higher or W-5, where it is assumed they were at a lower grade prior to serving 20 years. Figures also assume retiree did not receive any increases during the last 3 years of active service other than annual pay increases, declined the Career Status Bonus, and served the exact number of years in the column heading without any additional months.

Figures assume current year retirees with 35 or more completed years of active duty service entered the military before September 8, 1980, and their retired pay is based on the final pay formula. Figures are based on the member serving the exact number of years in the column heading and his/her final pay being the active duty pay for a member with that amount of years of service.

Beginning with 2012 retirements, partial COLAs (the first COLA granted after retirement) are assumed to be the average of the four partial colas that could have been awarded. For retirements in prior years, partial COLAs assume retirements occurred on the first day of the month closest to the midpoint of the period that the applicable pay table was in effect (e.g., when the pay table was in effect the entire year, partial COLAs assume a July 1 retirement).

Pay Scale indicates pay scale in effect for active duty personnel at time of retirement.

Figures shown assume that active service and pay service are equal.

Military retired pay reflects CPI increases where required prior to and including January 1, 2015. For members who retired on or after January 1, 2007, retired pay is computed without considering the active pay cap.

Retired pay for members who served 31+ years and retired prior to January 1, 2007, is not shown.

Members who served more than 30 years and retired before January 1, 2007, receive the same retired pay as a member who served exactly 30 years and retired in the same year.

Initial Monthly Non-Disability Retired Pay for Persons Retiring During 2015

Retired Pay Grade	Years of Service										
	20	21	22	23	24	25	26	27	28	29	30
Commissioned Officers											
C/S	\$6,276	\$8,138	\$10,043	\$12,065	\$12,590	\$13,115	\$13,639	\$14,164	\$14,688	\$15,213	\$15,738
O10	6,276	7,250	8,187	9,185	9,600	10,086	10,562	11,174	11,723	12,281	12,704
O-9	6,276	6,897	7,450	8,059	8,450	8,904	9,323	9,861	10,345	10,836	11,209
O-8	6,276	6,768	7,180	7,662	8,060	8,463	8,802	9,140	9,479	9,818	10,156
O-7	5,848	6,274	6,573	6,871	7,170	7,469	7,768	8,080	8,394	8,708	9,009
O-6	4,489	4,868	5,181	5,549	5,841	6,190	6,493	6,912	7,283	7,661	7,925
O-5	4,038	4,317	4,564	4,862	5,124	5,389	5,605	5,820	6,036	6,251	6,467
O-4	3,643	3,838	4,021	4,204	4,387	4,570	4,752	4,935	5,118	5,301	5,484
O-3	3,132	3,288	3,445	3,601	3,758	3,915	4,071	4,228	4,385	4,541	4,698
O-2	2,302	2,417	2,532	2,647	2,762	2,877	2,992	3,107	3,222	3,338	3,453
O-1	1,816	1,907	1,998	2,089	2,180	2,270	2,361	2,452	2,543	2,634	2,725
Commissioned Officers With Over 4 Years Active Duty Service As An Enlisted Member or Warrant Officer											
O-3E	3,311	3,509	3,676	3,844	4,011	4,178	4,345	4,512	4,679	4,846	5,014
O-2E	2,665	2,799	2,932	3,065	3,199	3,332	3,465	3,599	3,732	3,865	3,998
O-1E	2,255	2,368	2,481	2,593	2,706	2,819	2,932	3,045	3,157	3,270	3,383
Warrant Officers											
W-5	3,070	3,413	3,735	4,137	4,389	4,702	4,948	5,265	5,530	5,798	5,998
W-4	3,070	3,297	3,493	3,751	3,975	4,257	4,482	4,776	5,020	5,268	5,450
W-3	2,779	3,016	3,202	3,417	3,593	3,801	3,984	4,214	4,416	4,621	4,780
W-2	2,482	2,659	2,816	2,995	3,147	3,319	3,470	3,622	3,756	3,891	4,025
W-1	2,330	2,501	2,651	2,804	2,926	3,048	3,170	3,292	3,414	3,535	3,657
Enlisted Members											
E-9	2,662	2,869	3,054	3,285	3,472	3,711	3,910	4,193	4,431	4,674	4,835
E-8	2,327	2,510	2,653	2,840	3,007	3,203	3,357	3,581	3,783	3,989	4,126
E-7	2,128	2,264	2,381	2,529	2,671	2,833	2,965	3,172	3,366	3,564	3,687
E-6	1,824	1,924	2,015	2,107	2,199	2,290	2,382	2,473	2,565	2,657	2,748
E-5	1,538	1,614	1,691	1,768	1,845	1,922	1,999	2,076	2,153	2,230	2,307
E-4	1,206	1,266	1,326	1,387	1,447	1,507	1,568	1,628	1,688	1,749	1,809
E-3	1,011	1,061	1,112	1,163	1,213	1,264	1,314	1,365	1,415	1,466	1,516
E-2	853	895	938	981	1,023	1,066	1,109	1,151	1,194	1,237	1,279
E-1	761	799	837	875	913	951	989	1,027	1,065	1,103	1,141

See Footnotes on page 279

Initial Monthly Non-Disability Retired Pay for Persons Retiring During 2015

Retired Pay Grade	Years of Service									
	31	32	33	34	35	36	37	38	39	40
Commissioned Officers										
C/S	\$16,262	\$16,787	\$17,312	\$17,836	\$18,503	\$19,032	\$19,561	\$20,089	\$20,618	\$21,147
O10	13,349	14,006	14,674	15,118	16,468	16,938	17,409	18,774	19,268	19,762
O-9	11,778	12,357	12,947	13,339	14,530	14,946	15,361	16,565	17,000	17,436
O-8	10,583	11,015	11,451	11,798	12,546	12,904	13,263	13,621	13,980	14,338
O-7	9,371	9,738	10,108	10,414	10,804	11,112	11,421	11,730	12,039	12,347
O-6	8,245	8,567	8,892	9,161	9,583	9,857	10,130	10,404	10,678	10,952
O-5	6,683	6,898	7,114	7,329	7,667	7,886	8,105	8,324	8,543	8,762
O-4	5,666	5,849	6,032	6,215	6,501	6,687	6,872	7,058	7,244	7,430
O-3	4,854	5,011	5,168	5,324	5,569	5,728	5,887	6,047	6,206	6,365
O-2	3,568	3,683	3,798	3,913	4,093	4,210	4,327	4,444	4,561	4,678
O-1	2,815	2,906	2,997	3,088	3,230	3,322	3,415	3,507	3,599	3,692
Commissioned Officers With Over 4 Years Active Duty Service As An Enlisted Member or Warrant Officer										
O-3E	5,181	5,348	5,515	5,682	5,944	6,113	6,283	6,453	6,623	6,793
O-2E	4,132	4,265	4,398	4,532	4,740	4,876	5,011	5,147	5,282	5,418
O-1E	3,496	3,609	3,721	3,834	4,011	4,125	4,240	4,354	4,469	4,584
Warrant Officers										
W-5	6,302	6,612	6,928	7,138	7,839	8,063	8,287	8,937	9,173	9,408
W-4	5,669	5,891	6,114	6,300	6,590	6,778	6,966	7,155	7,343	7,531
W-3	4,940	5,099	5,258	5,418	5,667	5,829	5,991	6,153	6,315	6,477
W-2	4,159	4,293	4,427	4,562	4,771	4,908	5,044	5,181	5,317	5,453
W-1	3,779	3,901	4,023	4,145	4,336	4,460	4,584	4,708	4,832	4,956
Enlisted Members										
E-9	5,081	5,330	5,585	5,754	6,320	6,500	6,681	7,205	7,394	7,584
E-8	4,293	4,461	4,630	4,771	4,990	5,133	5,275	5,418	5,561	5,703
E-7	3,810	3,933	4,056	4,179	4,371	4,496	4,621	4,746	4,871	4,996
E-6	2,840	2,932	3,023	3,115	3,258	3,351	3,444	3,537	3,631	3,724
E-5	2,383	2,460	2,537	2,614	2,734	2,813	2,891	2,969	3,047	3,125
E-4	1,869	1,930	1,990	2,050	2,145	2,206	2,267	2,329	2,390	2,451
E-3	1,567	1,618	1,668	1,719	1,798	1,849	1,901	1,952	2,003	2,055
E-2	1,322	1,365	1,407	1,450	1,517	1,560	1,603	1,647	1,690	1,734
E-1	1,179	1,217	1,255	1,293	1,353	1,392	1,430	1,469	1,508	1,546

See Footnotes on page 279

Lump Sum Equivalent Value of Non-Disability Retired Pay at the Time of Retirement for Persons Retiring During 2015

Retired Pay Grade	Years of Service										
	20	21	22	23	24	25	26	27	28	29	30
Commissioned Officers											
C/S	\$2,042,706	\$2,611,258	\$3,175,012	\$3,755,670	\$3,856,377	\$3,950,210	\$4,036,690	\$4,116,196	\$4,187,957	\$4,252,360	\$4,308,891
O10	2,042,706	2,326,324	2,588,253	2,859,166	2,940,526	3,037,882	3,126,000	3,247,273	3,342,553	3,432,803	3,478,215
O-9	2,042,706	2,213,056	2,355,256	2,508,657	2,588,275	2,681,866	2,759,297	2,865,703	2,949,647	3,028,894	3,068,900
O-8	2,042,706	2,171,663	2,269,898	2,385,076	2,468,816	2,549,037	2,605,099	2,656,173	2,702,726	2,744,341	2,780,601
O-7	1,903,401	2,013,153	2,078,000	2,138,849	2,196,205	2,249,647	2,299,069	2,348,127	2,393,363	2,434,073	2,466,565
O-6	1,461,075	1,562,006	1,637,931	1,727,328	1,789,126	1,864,415	1,921,712	2,008,695	2,076,586	2,141,414	2,169,778
O-5	1,314,284	1,385,206	1,442,871	1,513,475	1,569,506	1,623,155	1,658,893	1,691,349	1,721,031	1,747,289	1,770,593
O-4	1,185,720	1,231,508	1,271,206	1,308,648	1,343,759	1,376,474	1,406,434	1,434,159	1,459,284	1,481,743	1,501,459
O-3	1,019,400	1,055,028	1,089,108	1,120,942	1,151,093	1,179,190	1,204,880	1,228,698	1,250,285	1,269,307	1,286,261
O-2	749,253	775,548	800,471	823,975	846,014	866,546	885,532	902,924	918,682	933,043	945,393
O-1	591,070	611,903	631,651	650,277	667,744	683,719	698,777	712,575	725,080	736,259	746,075
Commissioned Officers With Over 4 Years Active Duty Service As An Enlisted Member or Warrant Officer											
O-3E	1,077,661	1,125,941	1,162,137	1,196,585	1,228,588	1,258,405	1,285,975	1,311,231	1,334,113	1,354,561	1,372,778
O-2E	867,402	898,121	926,928	954,093	979,869	1,003,591	1,025,525	1,045,904	1,064,097	1,080,350	1,094,608
O-1E	733,955	759,826	784,348	807,166	828,861	849,077	867,774	884,907	900,148	914,035	926,228
Warrant Officers											
W-5	999,221	1,095,137	1,180,790	1,287,792	1,344,372	1,416,232	1,464,443	1,530,060	1,576,757	1,620,665	1,642,186
W-4	999,221	1,057,916	1,104,283	1,167,635	1,217,561	1,282,199	1,326,523	1,387,952	1,431,342	1,472,519	1,492,150
W-3	904,506	967,751	1,012,286	1,063,666	1,100,553	1,144,853	1,179,131	1,224,629	1,259,124	1,291,669	1,308,711
W-2	807,839	853,199	890,255	932,303	963,941	999,676	1,027,004	1,052,589	1,070,940	1,087,618	1,102,001
W-1	758,366	802,502	838,092	872,847	896,248	918,051	938,214	956,687	973,426	988,108	1,001,246
Enlisted Members											
E-9	845,744	897,585	940,320	994,800	1,033,459	1,084,981	1,122,065	1,180,174	1,222,252	1,262,489	1,277,741
E-8	739,311	785,270	816,853	860,040	895,049	936,457	963,369	1,007,919	1,043,507	1,077,464	1,090,374
E-7	676,087	708,307	733,105	765,860	795,037	828,281	850,875	892,800	928,481	962,668	974,360
E-6	579,503	601,936	620,414	638,065	654,544	669,525	683,570	696,058	707,533	717,679	726,211
E-5	488,638	504,950	520,655	535,405	549,174	561,933	573,659	584,317	593,886	602,343	609,669
E-4	383,158	396,076	408,272	420,027	430,707	440,600	449,974	458,222	465,620	472,420	478,063
E-3	321,205	331,941	342,382	352,192	361,056	369,554	377,083	384,197	390,315	395,980	400,632
E-2	271,007	280,006	288,808	297,077	304,501	311,665	318,253	323,964	329,354	334,125	338,000
E-1	241,777	249,972	257,710	264,977	271,759	278,043	283,816	289,062	293,771	297,930	301,531

See Footnotes on page 279

Lump Sum Equivalent Value of Non-Disability Retired Pay at the Time of Retirement for Persons Retiring During 2015

Retired Pay Grade	Years of Service									
	31	32	33	34	35	36	37	38	39	40
Commissioned Officers										
C/S	\$4,357,124	\$4,397,446	\$4,429,510	\$4,452,925	\$4,502,685	\$4,509,436	\$4,507,578	\$4,496,909	\$4,477,910	\$4,450,415
O10	3,576,636	3,668,948	3,754,542	3,774,351	4,007,470	4,013,285	4,011,678	4,202,547	4,184,711	4,158,940
O-9	3,155,713	3,236,983	3,312,665	3,330,206	3,535,860	3,541,301	3,539,743	3,708,064	3,692,136	3,669,430
O-8	2,835,533	2,885,439	2,929,894	2,945,481	3,053,055	3,057,470	3,056,286	3,049,052	3,036,239	3,017,452
O-7	2,510,799	2,550,922	2,586,269	2,599,953	2,629,142	2,632,874	2,631,821	2,625,753	2,614,684	2,598,443
O-6	2,209,106	2,244,172	2,275,139	2,287,130	2,332,013	2,335,515	2,334,327	2,328,928	2,319,096	2,304,863
O-5	1,790,595	1,806,969	1,820,213	1,829,754	1,865,756	1,868,506	1,867,692	1,863,322	1,855,407	1,843,975
O-4	1,518,108	1,532,177	1,543,369	1,551,633	1,582,011	1,584,416	1,583,563	1,579,929	1,573,284	1,563,654
O-3	1,300,546	1,312,659	1,322,303	1,329,187	1,355,210	1,357,191	1,356,583	1,353,617	1,347,847	1,339,523
O-2	955,984	964,782	971,770	976,917	996,027	997,516	997,101	994,786	990,578	984,492
O-1	754,231	761,243	766,823	770,948	786,017	787,114	786,942	785,040	781,647	776,986
Commissioned Officers With Over 4 Years Active Duty Service As An Enlisted Member or Warrant Officer										
O-3E	1,388,160	1,400,938	1,411,087	1,418,565	1,446,466	1,448,412	1,447,836	1,444,500	1,438,413	1,429,596
O-2E	1,107,099	1,117,240	1,125,288	1,131,456	1,153,474	1,155,318	1,154,720	1,152,153	1,147,168	1,140,226
O-1E	936,693	945,397	952,068	957,194	976,072	977,376	977,053	974,640	970,598	964,709
Warrant Officers										
W-5	1,688,513	1,732,049	1,772,623	1,782,069	1,907,612	1,910,445	1,909,632	2,000,541	1,992,233	1,979,927
W-4	1,518,911	1,543,180	1,564,350	1,572,854	1,603,669	1,605,977	1,605,224	1,601,642	1,594,786	1,584,909
W-3	1,323,588	1,335,711	1,345,331	1,352,655	1,379,058	1,381,122	1,380,548	1,377,345	1,371,520	1,363,094
W-2	1,114,333	1,124,575	1,132,708	1,138,946	1,161,018	1,162,900	1,162,324	1,159,763	1,154,770	1,147,591
W-1	1,012,518	1,021,888	1,029,339	1,034,838	1,055,161	1,056,751	1,056,323	1,053,883	1,049,435	1,042,997
Enlisted Members										
E-9	1,312,542	1,344,653	1,374,732	1,380,575	1,476,637	1,477,442	1,475,877	1,545,329	1,538,133	1,528,620
E-8	1,108,983	1,125,421	1,139,662	1,144,721	1,165,889	1,166,724	1,165,282	1,162,053	1,156,824	1,149,488
E-7	984,213	992,218	998,373	1,002,681	1,021,263	1,021,935	1,020,809	1,017,922	1,013,287	1,006,986
E-6	733,639	739,685	744,103	747,392	761,216	761,678	760,802	758,616	755,337	750,604
E-5	615,585	620,609	624,476	627,185	638,786	639,391	638,641	636,791	633,851	629,870
E-4	482,807	486,901	489,833	491,863	501,169	501,421	500,795	499,524	497,178	494,020
E-3	404,793	408,189	410,574	412,445	420,094	420,275	419,943	418,665	416,673	414,203
E-2	341,504	344,362	346,329	347,903	354,440	354,586	354,113	353,249	351,561	349,502
E-1	304,563	307,025	308,915	310,234	316,122	316,400	315,896	315,071	313,701	311,609

Military Retired Pay, Lump Sum Equivalent, and Monthly Deposit Necessary to Accumulate the Lump Sum Equivalent for Non-Disability Retirements During 2015

Retired Pay Grade	Retirement After 20 Years			Retirement After 30 Years			Retirement After 40 Years		
	Monthly Ret Pay	Lum-Sum Equivalent	Monthly Deposit	Monthly Ret Pay	Lum-Sum Equivalent	Monthly Deposit	Monthly Ret Pay	Lum-Sum Equivalent	Monthly Deposit
Commissioned Officers									
C/S Chief Of Staff	\$6,276	\$2,042,706	\$4,742	\$15,738	\$4,308,891	\$4,815	\$21,147	\$4,450,415	\$2,637
O10 General/Admiral	6,276	2,042,706	4,742	12,704	3,478,215	3,887	19,762	4,158,940	2,464
O-9 Lieutenant General/Vice Admiral	6,276	2,042,706	4,742	11,209	3,068,900	3,429	17,436	3,669,430	2,174
O-8 Major General/Rear Admiral (UH)	6,276	2,042,706	4,742	10,156	2,780,601	3,107	14,338	3,017,452	1,788
O-7 Brigadier General/Rear Admiral (LH)	5,848	1,903,401	4,418	9,009	2,466,565	2,756	12,347	2,598,443	1,540
O-6 Colonel/Captain	4,489	1,461,075	3,392	7,925	2,169,778	2,425	10,952	2,304,863	1,366
O-5 Lieutenant Colonel/Commander	4,038	1,314,284	3,051	6,467	1,770,593	1,979	8,762	1,843,975	1,093
O-4 Major/Lieutenant Commander	3,643	1,185,720	2,752	5,484	1,501,459	1,678	7,430	1,563,654	926
O-3 Captain/Lieutenant	3,132	1,019,400	2,366	4,698	1,286,261	1,437	6,365	1,339,523	794
O-2 1st Lieutenant/Lieutenant (JG)	2,302	749,253	1,739	3,453	945,393	1,056	4,678	984,492	583
O-1 2nd Lieutenant/Ensign	1,816	591,070	1,372	2,725	746,075	834	3,692	776,986	460
Commissioned Officers With Over 4 Years Active Duty Service As An Enlisted Member or Warrant Officer									
O-3 Captain/Lieutenant	3,311	1,077,661	2,502	5,014	1,372,778	1,534	6,793	1,429,596	847
O-2 1st Lieutenant/Lieutenant (JG)	2,665	867,402	2,014	3,998	1,094,608	1,223	5,418	1,140,226	676
O-1 2nd Lieutenant/Ensign	2,255	733,955	1,704	3,383	926,228	1,035	4,584	964,709	572
Warrant Officers									
W-5 Chief Warrant Officer	3,070	999,221	2,320	5,998	1,642,186	1,835	9,408	1,979,927	1,173
W-4 Chief Warrant Officer	3,070	999,221	2,320	5,450	1,492,150	1,667	7,531	1,584,909	939
W-3 Chief Warrant Officer	2,779	904,506	2,100	4,780	1,308,711	1,462	6,477	1,363,094	808
W-2 Chief Warrant Officer	2,482	807,839	1,875	4,025	1,102,001	1,231	5,453	1,147,591	680
W-1 Warrant Officer	2,330	758,366	1,760	3,657	1,001,246	1,119	4,956	1,042,997	618
Enlisted Members									
E-9 Sgt Major/Master Chief Petty Officer	2,662	845,744	1,963	4,835	1,277,741	1,428	7,584	1,528,620	906
E-8 Master Sgt/Senior Chief Petty Officer	2,327	739,311	1,716	4,126	1,090,374	1,218	5,703	1,149,488	681
E-7 Sgt First Class/Chief Petty Officer	2,128	676,087	1,569	3,687	974,360	1,089	4,996	1,006,986	597
E-6 Staff Sgt/Petty Officer First Class	1,824	579,503	1,345	2,748	726,211	811	3,724	750,604	445
E-5 Sergeant/Petty Officer Second Class	1,538	488,638	1,134	2,307	609,669	681	3,125	629,870	373
E-4 Corporal/Petty Officer Third Class	1,206	383,158	889	1,809	478,063	534	2,451	494,020	293
E-3 Private First Class/Seaman	1,011	321,205	746	1,516	400,632	448	2,055	414,203	245
E-2 Private/Seaman Apprentice	853	271,007	629	1,279	338,000	378	1,734	349,502	207
E-1 Recruit/Seaman Recruit	761	241,777	561	1,141	301,531	337	1,546	311,609	185

See Footnotes on next page

Notes About Pages 274 - 278

Lump sum equivalent values are not adjusted for any reduction in DoD benefits due to offsets and do not include the value of survivor benefits.

*The lump-sum-equivalent is the amount of money required to be on hand at the time of retirement to pay a lifetime annuity that increases with inflation.

The figures displayed are merely ESTIMATES based on certain assumptions for mortality and various economic matters, such as interest and projected pay increases, among others that may or may not reflect each individual's actual situation.

The inflation rate assumed is 3% annually. The interest rate used in discounting to the present value is 5.5% resulting in what is commonly referred to as a real interest rate of 2.5%.

Longevity is based on military specific tables that assume an entry age of 23 for commissioned officers and warrant officers and an entry age of 20 for enlisted members.

Future mortality improvement is assumed.

WARNING: These figures should not be used to support litigation, property settlements or other legal transactions for a number of reasons, including but not limited to the following:

- (1) They assume full future cost-of-living adjustments (which have been determined in some courts not to be property).
- (2) In some cases, the investment return/discount rate assumption might not be appropriate or in accordance with regulations governing the lump-sum determination for the particular purpose at hand.
- (3) Only the mortality of the retiree is considered (some courts require the use of the spouse's mortality).

See page 273 for a description of how retired pay is estimated.

LIFE EXPECTATIONS FOR MALE RETIREES
(in Years)

AGE*	OFFICERS	ENLISTED	AGE*	OFFICERS	ENLISTED
35	48.9	44.5	75	13.0	11.3
36	47.9	43.6	76	12.2	10.7
37	47.0	42.6	77	11.5	10.1
38	46.0	41.7	78	10.9	9.6
39	45.1	40.7	79	10.2	9.0
40	44.2	39.8	80	9.6	8.5
41	43.2	38.8	81	9.0	8.1
42	42.3	37.9	82	8.4	7.6
43	41.3	37.0	83	7.9	7.2
44	40.4	36.0	84	7.4	6.7
45	39.5	35.1	85	6.9	6.4
46	38.5	34.1	86	6.4	6.0
47	37.6	33.2	87	6.0	5.6
48	36.7	32.3	88	5.6	5.3
49	35.7	31.3	89	5.2	5.0
50	34.8	30.4	90	4.8	4.7
51	33.9	29.5	91	4.5	4.4
52	32.9	28.6	92	4.2	4.1
53	32.0	27.7	93	3.9	3.9
54	31.1	26.8	94	3.6	3.6
55	30.2	26.0	95	3.4	3.4
56	29.3	25.1	96	3.1	3.2
57	28.3	24.3	97	2.9	3.0
58	27.4	23.5	98	2.7	2.8
59	26.5	22.7	99	2.5	2.7
60	25.6	21.8	100	2.4	2.5
61	24.7	21.1	101	2.2	2.3
62	23.8	20.3	102	2.1	2.2
63	22.9	19.5	103	1.9	2.1
64	22.1	18.8	104	1.8	1.9
65	21.2	18.0	105	1.7	1.8
66	20.3	17.3	106	1.6	1.7
67	19.4	16.5	107	1.4	1.5
68	18.6	15.8	108	1.3	1.3
69	17.7	15.1	109	1.0	1.0
70	16.9	14.4	110	0.5	0.5
71	16.1	13.8			
72	15.3	13.1			
73	14.5	12.5			
74	13.7	11.9			

Notes:

- Age Nearest Birthday
- For Example, a 53 year old retired Officer is expected to live to age 85 (= 53 + 32).
- Life expectations assume no future decreases in mortality.
- Death rates underlying life expectations are used solely for this publication.
- Above figures include both non-disabled and disabled retirees.

**LIFE EXPECTATIONS FOR FEMALE RETIREES
(in Years)**

AGE*	OFFICERS	ENLISTED	AGE*	OFFICERS	ENLISTED
35	50.8	47.4	75	13.8	12.3
36	49.8	46.4	76	13.1	11.6
37	48.9	45.5	77	12.4	11.0
38	47.9	44.5	78	11.7	10.4
39	46.9	43.6	79	11.1	9.8
40	45.9	42.6	80	10.4	9.3
41	44.9	41.7	81	9.8	8.8
42	43.9	40.7	82	9.3	8.3
43	43.0	39.8	83	8.7	7.8
44	42.0	38.8	84	8.2	7.3
45	41.0	37.9	85	7.7	6.9
46	40.0	36.9	86	7.2	6.5
47	39.0	36.0	87	6.8	6.1
48	38.1	35.0	88	6.3	5.7
49	37.1	34.1	89	5.9	5.4
50	36.1	33.2	90	5.5	5.0
51	35.1	32.3	91	5.2	4.7
52	34.2	31.3	92	4.8	4.3
53	33.2	30.4	93	4.5	4.0
54	32.3	29.6	94	4.2	3.7
55	31.3	28.7	95	3.9	3.4
56	30.3	27.8	96	3.6	3.2
57	29.4	26.9	97	3.4	2.9
58	28.5	26.0	98	3.1	2.7
59	27.5	25.1	99	2.9	2.5
60	26.6	24.3	100	2.7	2.3
61	25.7	23.4	101	2.5	2.1
62	24.8	22.5	102	2.3	2.0
63	23.8	21.7	103	2.1	1.8
64	22.9	20.8	104	2.0	1.7
65	22.0	20.0	105	1.8	1.6
66	21.1	19.1	106	1.7	1.5
67	20.3	18.3	107	1.5	1.4
68	19.4	17.5	108	1.3	1.3
69	18.5	16.7	109	1.0	1.0
70	17.7	15.9	110	0.5	0.5
71	16.9	15.1			
72	16.1	14.4			
73	15.3	13.6			
74	14.5	12.9			

Notes:

- Age Nearest Birthday
- For Example, a 47 year old retired Officer is expected to live to age 86 (= 47 + 39).
- Life expectations assume no future decreases in mortality.
- Death rates underlying life expectations are used solely for this publication.
- Above figures include both non-disabled and disabled retirees.