



# **STATISTICAL REPORT ON THE MILITARY RETIREMENT SYSTEM**

**FISCAL YEAR 2015**

**DOD OFFICE OF THE ACTUARY**  
**July 2016**

This publication is produced annually by the Office of the Actuary.

Most of the data is abstracted from files maintained by the Defense Manpower Data Center (DMDC).

For technical questions pertaining to specific data or for suggestions on future reports, call or email:

Richard Allen, ASA  
Phone: (571) 372-1992  
richard.s.allen40.civ@mail.mil

Nicholas Garcia  
Phone: (571) 372-1997  
nicholas.r.garcia22.civ@mail.mil

To contact the DoD Office of the Actuary:

Phone: (571) 372-1993  
Email: dhra.mc-alex.dhra-hq.mbx.actuary-statistical-report@mail.mil

To contact the office by mail you can write to:

Defense Human Resources Activity (DHRA)  
Office of the Actuary  
4800 Mark Center Drive  
Suite 05E22  
Alexandria, VA 22350-7000

The FY2016 Statistical Report will be available by June 2017.

# ***FY 2015 DoD Statistical Report on the Military Retirement System***

## Table of Contents

<u>Section</u>	<u>Page</u>
Introduction	4
Overview	6
Retired Personnel by Year	16
Annual DoD Obligations	21
Obligations & Expenditures by Service for FY 2015	23
Personnel and Payments by State	28
Concurrent Receipt Personnel and Payments by State	32
Personnel and Payments by Country	33
Personnel and Payments by Zip Code	38
Retirees by Rank and Current Age	53
FY 2015 Retirees by Rank and Retired Age	63
FY 2015 Retirees by Rank and Years of Service	88
Retirees by Rank and Retired Age	103
Retirees by Rank and Years of Service	128
Retirees by Service, Rank, Type of Retirement With Average Gross Pay and Net Pay	143
Retirees by Pay Status and Service With Average Gross, Net and VA Offset	153
Retirees by Fiscal Year and Type of Retirement	163
Active Duty Personnel Eligible to Retire and Number of Retirements	166
Retirees on Rolls by Annual Gross/Net Dollar Groupings	171
Retirees by Gender	191
Retirees by DoD Disability Rating	197
Concurrent Receipt Retirees by VA Disability Rating	199
Survivors by State	200
Survivors by Country	202
Survivors by Zip Code	206
Survivors by Age and Benefit	224
Survivors by Age and DIC	228
SBP Participation Rates and Base to Gross Pay Ratio	232
SBP Historical Rates	236
SBP Costs to Retirees and Benefit Payments to Survivors by Year	237
Retirees by Age and Survivor Election	238
SBP by Age and Years Premiums Paid	247
Gross Pay for Retirees by Rank, Years of Service and Year of Retirement	248
Retired Pay and Lump Sum Values by Rank and Years of Service	277
Life Expectations	283

# STATISTICAL REPORT ON THE MILITARY RETIREMENT SYSTEM

## As of September 30, 2015

### Introduction

The data published in this report is produced from the files maintained by the Defense Manpower Data Center (DMDC) in Monterey, California. This report compiles data primarily from the Retiree Pay and Survivor Pay files, sorting and compiling data by various categories, such as service, rank, type of retirement, and mailing address of the retiree. Any grouping of members by address reflects mailing, not necessarily residence address. Most reports use the September 30, 2015, end-of-fiscal-year file. Some reports are cumulative and also use earlier files.

The FY 2011 National Defense Authorization Act (NDAA) (P.L. 111-383) requires pay to a military retiree to be paid on the first day of each month beginning after the month in which the pay accrues. This means that when the first day of the month falls on a non-business day (weekend/holiday), the pay must be paid the preceding business day. This legislation did not address, or affect, survivor annuitant pay and certain combat-related compensation. In certain fiscal years this results in retirees receiving 13 monthly payments. In other years, retirees may receive only 11 payments; however, the usual 12 monthly payments will be the most frequent occurrence. For purposes of this report, all pay is counted as if it is received on the first day of the month.

Be aware that there are limitations to the accuracy of the numbers. The data is preliminary because of reporting delays. The information about many members who retired or died within one month of the September 30, 2015 reporting date may not have been processed in time to be included in this report. In some cases, data is missing. Those members are counted either as unknown or are part of the "other" line. In some cases, unknowns are counted differently from table to table. For example, if rank (Officer vs. Enlisted) is known, but grade within rank is not, only the tables which categorize by grade will label these retirees in an unknown status. Those members on the Temporary Disability Retirement List (TDRL) are considered retired on the day they are classified as temporarily disabled. In some cases, members move from TDRL to permanently disabled status, but in that case the retirement date remains the original date they were placed on TDRL. Cases where retirees' pay is suspended by the Defense Finance and Accounting Service (DFAS) are excluded from these tables.

We treat annuitants whose pay is suspended differently. Those annuitants whose pay is suspended because a Certificate of Eligibility (COE) has not been received for a period of three months or less are still included in our counts. Annuitants whose pay is suspended because a COE has not been received for longer than three months or because DFAS suspects they have died are not included in the counts.

Please note that net pay is the pay after deductions for survivor premiums and benefits offset by a VA award. It is the pay before any deductions for withholding taxes and allotments. Number paid by DoD includes only those whose net pay by this definition is greater than \$0. Number retired includes all living retirees, including some whose net pay is \$0.

In this report, “Combat Related Special Compensation” (CRSC) and “Concurrent Retirement and Disability Payments” (CRDP) are considered to be part of net retired pay, even though CRSC is not technically retired pay for certain tax reasons. Payments for CRDP and CRSC less survivor premiums are included in the net retired pay totals. Reports showing retired pay or payments do not reflect amounts for retroactive pay related to the CRDP and CRSC programs.

All pay tallied in this report is paid from the MRF to retirees and annuitants except for Annuities for Certain Military Surviving Spouses (ACMSS). These annuitants are survivors of either members who died on active duty before SBP started on September 21, 1972, or are survivors of reservists who retired between September 21, 1972, and October 1, 1978, and subsequently died before reaching their 60<sup>th</sup> birthday.

Coast Guard data is included for informational purposes. Their members and survivors of their members are paid by the Department of Homeland Security; therefore, the dollar amounts that DMDC receives for Coast Guard retirees are not reliable. We do not include their dollar figures in this report; however, we do include the counts of Coast Guard retirees in certain tables. Coast Guard data is not part of the DoD total.

## SUMMARY OF THE MILITARY RETIREMENT SYSTEM

### As of September 30, 2015

#### Overview

The military retirement system applies to members of the Army, Navy, Marine Corps, and Air Force. However, most of the provisions also apply to retirement systems for members of the Coast Guard (administered by the Department of Homeland Security), officers of the Public Health Service (administered by the Department of Health and Human Services), and officers of the National Oceanic and Atmospheric Administration (administered by the Department of Commerce). Only those members in plans administered by the Department of Defense (DoD) are included in this report, except in cases where Coast Guard data is shown for informational purposes.

The system is a funded, noncontributory defined benefit plan that includes non-disability retired pay, disability retired pay, retired pay for reserve service, survivor annuity programs, and special compensation programs for certain disabled retirees. The Service Secretaries may approve immediate non-disability retired pay at any age with credit of at least 20 years of active duty service. Reserve retirees generally must be at least 60 years old and have at least 20 qualified years of service before retired pay commences; in some cases the age can be less than 60 if the reservist performed certain types of active duty service. . There is no vesting of defined benefit entitlements before retirement; however, other military retirement system benefits may have lower vesting requirements.

#### Non-Disability Retirement From Active Service

There are four distinct non-disability benefit formulas within the military retirement system, per current statute (see table on page 14).

- 1) ***Final Pay***: Military personnel who first became members of a uniformed service before September 8, 1980, have retired pay equal to final basic pay times a multiplier. The multiplier is equal to 2.5 percent times years of service. Retired pay and survivor annuity benefits are automatically adjusted annually to protect the purchasing power of initial retired pay. Final pay retirees have their benefits adjusted annually by the percentage increase in the average Consumer Price Index (CPI). This is commonly referred to as full CPI protection.
- 2) ***High-3***: If the retiree first became a member of a uniformed service on or after September 8, 1980, the average of the highest 36 months of basic pay is used instead of final basic pay. The multiplier is also equal to 2.5 percent times years of service and high-3 retirees also have their benefits adjusted annually by the percentage increase in the average Consumer Price Index (CPI).
- 3) ***Career Status Bonus (CSB)/Redux***: Members who first became a member of a uniformed service on or after August 1, 1986, may choose between a High-3 and CSB/Redux retirement. Those who elect CSB/Redux receive the Career Status Bonus outlined below, also have retired pay computed on a base of the average of their highest 36 months of basic pay, but are subject to a multiplier penalty if they retire with less than 30 years of service;

however, at age 62, their retired pay is recomputed without the multiplier penalty. Members make their election during the fifteenth year of service and may receive the Career Status Bonus of \$30,000 in either a lump sum or installments. Those who elect CSB/Redux must remain continuously on active duty until they complete 20 years of active duty service or forfeit a portion of the \$30,000 (exceptions include death and disability retirement). Career Status Bonus retirees have their benefits adjusted annually by the percentage change in the CPI minus 1 percent (except when the change in the CPI is less than 1 percent). When the military member's age is 62, or when the member would have been age 62 for a survivor annuity, the benefits are restored to the amount that would have been payable had full CPI protection been in effect and had there not have been a multiplier penalty. However, after this restoral, partial indexing (CPI minus 1 percent) continues for future retired pay and survivor annuity payments. The National Defense Authorization Act for FY 2016 (NDAA 2016, P.L. 114-92) sunsets the CSB/Redux benefit tier by not allowing any CSB elections after December 31, 2017.

- 4) ***Blended Retirement System (BRS)***: Members who first become a member of a uniformed service after December 31, 2017, will be under the new Blended Retirement System (BRS) which was enacted in NDAA 2016 and takes effect January 1, 2018. Members who first entered the military before January 1, 2018 and who have served for fewer than 12 years as of December 31, 2017 will have the option to “opt in” to BRS via an irrevocable election during a one-year (calendar year 2018) open season or remain in the High-3 system. Members who have served 12 or more years as of December 31, 2017 are not permitted to opt in to BRS and will receive benefits based on their current plan. As a result of NDAA 2016, members with 12 or more but fewer than 15 years of service as of December 31, 2017 will not have the opportunity to opt in to BRS or to elect the CSB and will automatically remain in the High-3 system<sup>1</sup>. The BRS lowers the nondisabled retired pay multiplier from 2.5 percent per year to 2.0 percent and includes automatic and matching government contributions to member Thrift Savings Plan (TSP) accounts and a mandatory mid-career continuation bonus at 12 years of service. The BRS also provides members the choice of receiving a portion (either 25 percent or 50 percent) of their retired pay entitlement from when the member is eligible to begin receiving retired pay to normal Social Security retirement age (usually 67) as a discounted lump sum instead of an annuity. For additional information, see table at the end of this section or refer to the DoD Office of Military Compensation website (<http://militarypay.defense.gov/>).

As of September 30, 2015, there were 1.47 million non-disability retirees from active duty receiving retired pay. In FY 2015, non-disability retired pay entitlements totaled \$44.9 billion.

### Disability Retirement

A military member in an active component or on active duty for more than 30 days who is found unfit for duty is entitled to disability retired pay if the disability:

- (1) based upon accepted medical principles, is of a permanent nature and stable;

---

<sup>1</sup> Because of breaks in service and technical differences in the definition of qualifying years of service under BRS compared to CSB/Redux, it's not possible to precisely define this group based solely on dates of entry, but generally it will include members who joined the service after December 31, 2002 and on or before December 31, 2005.

- (2) is incurred while entitled to basic pay (or while on authorized absence in a status not entitled to basic pay);
- (3) is neither the result of the member's intentional misconduct nor willful neglect;
- (4) was not incurred during a period of unauthorized absence; and
- (5) either:
  - (a) the member has at least 20 years of service; or
  - (b) the disability is rated at least 30 percent under the Department of Veterans Affairs Schedule of Rating Disabilities (VASRD) and one of the following conditions is met:
    - (i) the disability was not noted at the time of the member's entrance on active duty (unless clear and unmistakable evidence demonstrates that the disability existed before the member's entrance on active duty and was not aggravated by active military service);
    - (ii) the disability is the proximate result of performing active duty;
    - (iii) the disability incurred in the line of duty in time of war or national emergency; or
    - (iv) the disability was incurred in the line of duty after September 14, 1978.

Under certain conditions generally similar to the above, members on active duty for 30 days or less or on inactive-duty training are also entitled to disability retired pay for disabilities incurred or aggravated in the line of duty.

In disability retirement, the member may elect to receive retired pay equal to either:

- (1) the accrued non-disability retirement benefit regardless of eligibility to retire; or
- (2) base pay multiplied by the rated percent of disability.

Except for members with a multiplier under (1) that is greater than 75 percent (which will equate to different years of service depending on whether the member is under BRS), the benefit cannot be more than 75 percent of base pay. Only the excess of (1) over (2) is subject to federal income taxes if the member had service on or before September 24, 1975. If not a member of a uniformed service on September 24, 1975, disability retired pay is tax-exempt only for those disabilities that are combat or hazardous duty related. Base pay is equal to final basic pay if the retiree first became a member of a uniformed service before September 8, 1980; otherwise, base pay is equal to the average of the highest 36 months of basic pay.

Members whose disabilities may not be permanent are placed on a temporary-disability retired list and receive disability retirement pay just as if they were permanently disabled. However, they must be physically examined every 18 months for any change in disability. A final determination must be made within five years. The temporary disability pay is calculated like the permanent disability retired pay, except that it can be no less than 50 percent of base pay.

Members who elected the CSB/Redux retirement option, but who retired for disability, are not subject to the reduced CSB/Redux retired pay multiplier and are awarded retired pay based on the disability retired rules outlined above. However, such members continue to be subject to the reduced CPI (with age 62 restoration) as Career Status Bonus recipients. Members who are under BRS and who retire for disability do not have the option of receiving a portion of retired pay as a discounted lump sum.

As of September 30, 2015, there were 112 thousand disability retirees receiving retired pay. In FY 2015, disability retired pay entitlements totaled \$1.52 billion.



## Reserve Retirement

Members of the Reserve Components may retire after 20 qualifying years of creditable service. However, reserve retired pay is not payable until age 60 unless the member performs certain types of active duty or active service specified in NDAA 2008 (P.L. 110-181), in which case the age is reduced below 60 by three months for every 90 days of such service within any two consecutive fiscal years. However, the age cannot be reduced below 50, and eligibility for subsidized retiree health benefits remains at age 60 even if the eligibility age for retired pay is reduced. For members not under BRS, retired pay is computed as retired pay base times 2.5 percent times years of service. For members under BRS (as explained below) the 2.5 percent multiplier is reduced to 2.0 percent. If the reservist was first a member of a uniformed service before September 8, 1980, retired pay base is defined as the active duty basic pay in effect for the retiree's grade and years of service at the time that retired pay begins. If the reservist first became a member of the armed services on or after September 8, 1980, retired pay base is the average basic pay for the member's grade in the highest 36 months computed as if he/she was on active duty for the entire period preceding the age at which retired pay commences. The years of service are determined by using a point system, where 360 points convert to a year of service. Typically, one point is awarded for one day of active duty service (e.g. active duty training) or one inactive duty training (IDT) drill attendance. Reservists may perform two IDT periods in one day thereby receiving two retirement points per day. In addition, 15 points are awarded for completion of one year's membership in an active reserve status. A creditable year of service is one in which the member earned at least 50 points. A member generally cannot retire with less than 20 creditable years, although points earned in non-creditable years are used in the retirement calculation. Beginning with years of service that include October 30, 2007, non-active duty points are limited in any year to no more than 130. Lesser limitations have applied in the past.

Reservists who first became a member on or before December 31, 2017 and had fewer than 4,320 points (equating to 360 points per year multiplied by 12 years of service) as of that date are eligible to opt in to BRS. Reservists who first become a member of the uniformed service after December 31, 2017 are automatically under BRS. For reserve retirement under BRS, the discounted lump sum option covers the period from the date the member first became eligible to receive retired pay (i.e., 60 or earlier if certain qualifying service is performed) to normal Social Security retirement age (usually 67).

As of September 30, 2015, there were 396 thousand reserve retirees receiving retired pay. In FY 2015, reserve retired pay entitlements totaled \$6.08 billion.

## Survivor Benefits

Legislation originating in 1953 provided optional survivor benefits. It was later referred to as the Retired Servicemen's Family Protection Plan (RSFPP). The plan proved to be expensive to the participants and inadequate since the survivor annuities were never adjusted for inflation and could not be more than 50 percent of retired pay. RSFPP was designed to be self-supporting in the sense that the present value of the reductions to retired pay equaled the present value of the survivor annuities.

On September 21, 1972, RSFPP was replaced by the Survivor Benefit Plan (SBP) for new retirees. RSFPP still covers those servicemen retired before 1972 who did not convert to the new

plan or who retained RSFPP in conjunction with SBP. RSFPP continues to pay survivor annuities.

Retired pay is reduced, before taxes, by the member's cost for SBP. Total SBP costs are shared by the government and the retiree, so the reductions in retired pay are only a portion of the total cost of the SBP program.

The SBP survivor annuity is 55 percent of the member's base amount. The base amount is elected by the member, but cannot be less than \$300 or more than the member's full retired pay, with one exception. If the member elects CSB/Redux and is subject to a penalty for service under 30 years in the calculation of retired pay, the maximum base amount is equal to the full retired pay without the penalty. However, the annuity for a survivor of a CSB/Redux retiree is subject to the reduced CPI.

When the plan started in 1972, benefits for those 62 and older were reduced by the constructed amount of Social Security for which the survivor would be eligible based on the member's military pay. In 1985, that reduction formula was changed so all annuitants 62 and over received a reduced flat rate of 35 percent of the member's base. Beginning October 1, 2005, the age 62 reduced rate was phased out in 5 percent increments. On April 1, 2008, the survivor benefit reduction at age 62 was fully eliminated and the rate of 55 percent of the member's elected base became standard for all survivors, regardless of age.

During FY 1987, the SBP program's treatment of survivor remarriages changed. Prior to the change, a surviving spouse remarrying before age 60 had the survivor annuity suspended. The change lowered the age to 55. If the remarriage ends in divorce or death, the annuity is reinstated.

Members who die on active duty are generally assumed to have retired with full disability on the day they died and to have elected full SBP coverage for spouses, former spouses, and/or children. If it is more beneficial for the survivors to have elected child only because of DIC offsets, the family has the option to make that election instead. If the death does not occur in the line of duty, the SBP benefit is based on the member's years of service, rather than assuming a full disability retirement. Insurable interest elections may be applicable in some cases. These benefits have been improved and expanded over the history of the program.

The surviving spouse (or dependent children if there is no surviving spouse or the spouse subsequently dies) of a reservist who dies in the line of service while performing IDT is entitled to an SBP annuity based on the reservist's years of service.

SBP annuities are generally reduced by any VA survivor benefits (e.g. Dependency and Indemnity Compensation (DIC)) and all premiums relating to the reductions are returned to the survivor. NDAA 2008 enacted, and the Family Smoking Prevention and Tobacco Control Act of 2009 (P.L. 111-31) revised, a temporary Special Survivor Indemnity Allowance (SSIA) that pays a monthly amount (\$50 in FY 2009 grading up to \$310 in FY 2017) to survivors with a DIC offset. The authority for the allowance ends in 2017. Because of the "Sharp Case" ruling, the SBP benefit of survivors with entitlement to both DIC and SBP who remarry after age 57 is not reduced by DIC benefits received.

As with retired pay, SBP annuities and premiums are annually increased with cost-of-living adjustments (COLAs). These COLAs are either full or reduced CPI increases, depending on the benefit formula covering the member. If a member who is subject to reduced COLAs dies before age 62, the survivor is subject to reduced COLAs until the member would have been 62. At that point, the annuity is increased to the amount that would have been payable had full COLAs been in effect. For survivors of members who elected the Career Status Bonus, the reduced COLAs continue annually thereafter.

For reserve retirees, the retired pay reductions applicable under SBP take effect for survivor coverage after a reservist turns 60 (or earlier if they have certain active service) and begins to receive retired pay. The Reserve Component Survivor Benefit Plan (RC-SBP) provides annuities to survivors of reservists who die before age 60 (or earlier if they have certain active service), provided they attained 20 years of qualified service and elected to participate in the program (or were within their 90-day election window after receiving a “20-year letter”). However, if the death occurs either on active or inactive duty as described above, the survivor receives an annuity under SBP. The added cost of RC-SBP is borne completely by reservists through deductions from future retired pay.

Beginning October 1, 2008, a paid-up provision eliminated the reduction in retired pay for premiums for SBP, RC-SBP and RSFPP coverage for participants age 70 or older whose retired pay has been reduced for at least 360 months.

As of the time of this report’s publication, the manner in which SBP interacts with lump sum disbursements under BRS has not been determined.

As of September 30, 2015, there were 326 thousand survivors of military members receiving annuity payments. In FY 2015, survivor pay entitlements totaled \$3.96 billion.

#### Temporary Early Retirement Authority (TERA)

NDAA 1993 (P.L. 102-484) granted temporary authority for the military services to offer early retirements to members with more than 15 but less than 20 years of service. This authority expired on September 1, 2002. The retired pay was calculated in the usual way except that there was a reduction of 1 percent for every year below 20 years of service. Part or all of this reduction can be restored at age 62 if the retired member works in a qualified public service job during the period from the date of retirement to the date on which the retiree would have completed 20 years of service. Unlike members who leave military service before 20 years with Voluntary Separation Incentives or Special Separation Benefits, these early retirees are generally treated like regular military retirees for the purposes of other retirement benefits.

NDAA 2012 (P.L. 112-81) reinstated TERA authority, but without the qualified public service provision, through December 31, 2018.

As of September 30, 2015, there were 66 thousand TERA retirees receiving retired pay. In FY 2015, TERA retirees' pay entitlements totaled \$1.12 billion.

### Cost-of-Living Increases

All non-disability retirement, disability retirement, and most survivor annuities are adjusted annually for inflation. Cost-of-living adjustments (COLAs) are automatically scheduled to occur every 12 months, on December 1st, to be included in benefits paid at the beginning of January.

The "full" COLA effective December 1 is computed by calculating the percentage increase in the average CPI over the third quarter of the prior calendar year to the third quarter of the current calendar year. The increase is based on the Urban Wage Earner and Clerical Worker Consumer Price Index (CPI-W) and is rounded to the nearest tenth of one percent. Many members receive a "partial" COLA on December 1 of their first year of retirement to reflect the fact that they were not retired for the full year.

For retirees (and most survivors) in paid status the full year, benefits are increased annually with the full COLA, except for those who entered the armed services on or after August 1, 1986, and elected the \$30,000 Career Status Bonus. Benefits for this group are increased annually with a reduced COLA equal to the full COLA minus 1 percent (except if the full COLA is less than 1 percent). A one-time restoral is given to a reduced COLA recipient when the retiree is (or would have been) age 62. At this time, retired pay (or the survivor benefit if the retiree is deceased) is increased to the amount that would have been payable had full COLAs been in effect. Annual partial COLAs continue after this restoral.

### Relationship with Department of Veterans Affairs Benefits

The Department of Veterans Affairs (VA) provides compensation for Service-connected and certain non-Service-connected disabilities. These VA benefits can be in place of or in combination with DoD retired pay, but through December 31, 2003, were not fully additive. Since VA benefits are exempt from federal income taxes, it is often to the advantage of a member to elect them. Through 2003, retired pay earned from DoD for military service was offset by any payment received from VA for a VA-rated disability. Beginning with NDAA 2004 (P.L. 108-136), a series of legislation has been enacted that increasingly reduces or eliminates the offset to military retired pay due to receipt of VA disability compensation. Members with a VA disability rating of 50 percent or greater who have at least 20 years of service will have their offset eliminated under the Concurrent Retirement and Disability Pay (CRDP) program. The CRDP program had a ten-year phase-in schedule that began in 2004. Members whose disability meets certain combat-related criteria can elect to receive payments against the offset under the Combat Related Special Compensation (CRSC) program. Under CRSC, members are not required to have at least 20 years of service (per P.L. 110-181), and are not required to have at least a 50 percent VA disability rating. Although CRSC amounts are calculated based on retired pay lost due to offset and are paid from the Military Retirement Fund, CRSC is not technically considered retired pay. CRSC payments are tax exempt. A member may not participate in both the CRDP and CRSC programs simultaneously, but may change from one to the other during an annual "open season."

As of the time of this report's publication, the manner in which VA offsets, CRDP and CRSC interact with lump sum disbursements under BRS has not been determined

VA benefits also overlap survivor benefits through the Dependency and Indemnity Compensation (DIC) program. DIC is payable to survivors of veterans who die from Service-connected causes. Although SBP annuities are generally reduced by the amount of any DIC benefit, all SBP premiums relating to the reduction in benefits are returned to the survivor. NDAA 2008 enacted, and the Family Smoking Prevention and Tobacco Control Act of 2009 (P.L. 111-31) revised, a temporary Special Survivor Indemnity Allowance (SSIA) that paid a monthly amount \$200 in FY 2015 (grading up to \$310 in FY 2017) to survivors with a DIC offset; the authority for the allowance is set to expire at the end of 2017.

Because of the "Sharp Case" ruling, the SBP benefit of survivors with entitlement to both DIC and SBP who remarry after age 57 is not reduced by DIC benefits received.

### Interrelationship with Other Federal Service

For military retirement purposes, no credit is given for other federal service, except where cross-service transferability is allowed. Military service is generally creditable toward the federal civilian retirement systems if military retired pay is waived. However, a deposit (equal to a percentage of post-1956 basic pay) must be made to the Civil Service Retirement and Disability Fund in order to receive credit. Military service is not generally creditable under both systems (but is for reservists and certain disability retirees). Military retirees may qualify separately for Civil Service retirement and receive concurrent pay from both systems.

### Relationship of Retired Pay to Military Compensation

Basic pay is the only element of military compensation upon which non-disability retired pay is based and entitlement is determined. Basic pay is the principal element of military compensation that all members receive, but it is not representative, for comparative purposes, of salary levels in the public and private sectors. Reasonable comparisons can be made to regular military compensation (RMC). RMC is the sum of (1) basic pay, (2) the housing allowance, which varies by grade, location, and dependency status, (3) the subsistence allowance, and (4) the tax advantages accruing to the housing and subsistence allowances because they are not subject to federal income tax. Basic pay represents approximately 69 percent of RMC for all retirement eligible members. For the 20-year retiree, basic pay is approximately 67 percent of RMC. Consequently, a member retired with 20-years of service if entitled to 50 percent of basic pay, would only receive 33 percent of RMC. Further, such 20-year retirees (except for those who first entered service prior to September 8, 1980) receive a percentage (50 percent, or 40 percent for those under CSB/Redux or BRS) of their high 36-month average of basic pay, typically less than final basic pay. For a 30-year retiree, basic pay is approximately 72 percent of RMC and such members if entitled to 75 percent of basic pay, would only receive 54 percent of RMC. Again, note that most members currently retiring with 30 years will actually receive a percentage (75 percent, or 60 percent for those under BRS) of their high 36-month average, rather than of their final basic pay. Public Law 109-364 allows certain members, who retire on or after January 1, 2007 with sufficient years of service (greater than 37.5 years under BRS and 30 years under the other benefit formulas), to retire with entitlements exceeding 75 percent of their high 36-month

average of basic pay. These relationships should be considered when military retired pay is compared to compensation under other retirement systems.

### Social Security Benefits

Many military members and their families receive monthly benefits indexed to the CPI from Social Security. As full participants in the Social Security system, military personnel are in general entitled to the same benefits and are subject to the same eligibility criteria and rules as other employees. Details concerning the benefits are covered in other publications.

Beginning in 1946, Congress enacted a series of amendments to the Social Security Act that extended some benefits to military personnel and their survivors. These “gratuitous” benefits were reimbursed out of the general fund of the U.S. Treasury. The Servicemen’s and Veterans’ Survivor Benefits Act brought members of the military into the contributory Social Security system effective January 1, 1957.

For the Old Age, Survivors, and Disability Insurance (OASDI) program, military members must contribute the employee portion of the OASDI payroll tax, with the federal government contributing the matching employer contribution. Only the basic pay of a military member constitutes wages for Social Security purposes. One feature of OASDI unique to military personnel grants a noncontributory wage credit of (i) \$300 for each quarter between 1956 and 1978 in which such personnel received military wages and (ii) up to \$1,200 per year after 1977 (\$100 of credit for each \$300 of wages up to a maximum credit of \$1,200). The purpose of this credit is to take into account elements of compensation such as quarters and subsistence not included in wages for Social Security benefit calculation purposes. Under the 1983 Social Security amendments, the cost of the additional benefits resulting from the noncontributory wage credits for past service was met by a lump sum payment from general revenues, while the cost for future service will be met by payment of combined employer-employee tax on such credits as the service occurs. Payments for these wage credits ended in 2002.

Members of the military are also required to pay the Hospital Insurance (HI) payroll tax, with the federal government contributing the matching employer contribution. Medicare eligibility occurs at age 65, or earlier if the employee is disabled.

## MILITARY RETIREMENT SYSTEM PROPERTIES (FOR NONDISABILITY RETIREMENT FROM ACTIVE DUTY)

Benefit System	Final Pay	High-3 (HI-3)	Career Status Bonus (CSB)/Redux	Blended Retirement System (BRS)
Applies to Members Who Joined a Uniformed Service:	<ul style="list-style-type: none"> <li>before <u>September 8, 1980</u></li> </ul>	<ul style="list-style-type: none"> <li><u>on or after September 8, 1980 and before August 1, 1986</u></li> <li><u>on or after August 1, 1986 and before January 1, 2003</u> who do not elect to accept the Career Status Bonus (CSB) at the 15-year anniversary</li> <li><u>on or after January 1, 2003 and before January 1, 2006</u></li> <li><u>on or after January 1, 2006 and before January 1, 2018</u> who do not elect to participate in BRS</li> </ul>	<ul style="list-style-type: none"> <li><u>on or after August 1, 1986 and before January 1, 2003</u> who elect to accept the Career Status Bonus (CSB) with additional 5-year service obligation</li> </ul>	<ul style="list-style-type: none"> <li><u>on or after January 1, 2018</u></li> <li><u>on or after January 1, 2006 and before January 1, 2018</u> who elect to participate in BRS</li> </ul>
Retired Pay Computation Basis	Final basic pay rate	Highest 36 months of basic pay rate	Highest 36 months of basic pay rate	Highest 36 months of basic pay rate
Multiplier	2.5% per year of service	2.5% per year of service	2.5% per year of service less 1% for each year of service less than 30 (restored at age 62)	2.0% per year of service
Cost-of-Living Adjustment Mechanism	Full CPI-W	Full CPI-W	Full CPI-W minus 1% (one-time catch-up at age 62)	Full CPI-W
Additional Benefit(s)	---	---	<ul style="list-style-type: none"> <li>\$30,000 Career Status Bonus (CSB) payable at 15-year anniversary upon assumption of 5-year obligation to remain on continuous active duty</li> </ul>	<ul style="list-style-type: none"> <li>Choice of receiving a portion (either 25% or 50%) of the retired pay entitlement from retirement age to normal Social Security retirement age (usually 67) as a discounted lump sum instead of an annuity</li> <li>Automatic and matching Government contributions to Thrift Savings Plan (TSP) account</li> <li>Mandatory mid-career continuation bonus at 12 years of service</li> </ul>

Notes:

- Due to breaks in service and technical differences in the definition of qualifying years of service under different benefit systems, in some cases above it is not possible to precisely define which benefit systems cover the appropriate members based solely on dates of entry. The above table does not cover every possibility.

- For additional up-to-date information, refer to the DoD Office of Military Compensation website (<http://militarypay.defense.gov/>).

## Number of Military Retirees Receiving Retired Pay by Year, 1900 - PRESENT

Year <sup>1</sup>	OFFICER						ENLISTED					
	Total	Total Officers	Army	Navy	Marine Corps	Air <sup>4</sup> Force	Veterans <sup>2</sup> Admin	Total Enlisted	Army	Navy	Marine <sup>3</sup> Corps	Air <sup>4</sup> Force
1900	3,029	1,338	760	552	26			1,691	1,530	53	108	
01	3,327	1,385	784	573	28			1,942	1,760	75	107	
02	3,501	1,422	804	591	27			2,079	1,886	90	103	
03	3,693	1,463	836	601	26			2,230	2,018	105	107	
04	3,899	1,516	870	616	30			2,383	2,142	128	113	
1905	4,102	1,603	890	677	36			2,499	2,230	156	113	
06	4,250	1,656	918	701	37			2,594	2,317	173	104	
07	4,505	1,705	939	725	41			2,800	2,473	202	125	
08	4,826	1,765	970	750	45			3,061	2,647	240	174	
09	5,134	1,832	1,000	784	48			3,302	2,836	277	189	
1910	5,405	1,890	1,015	823	52			3,515	3,021	294	200	
11	5,680	1,928	1,007	865	56			3,752	3,222	320	210	
12	5,955	1,986	1,017	906	63			3,969	3,424	342	203	
13	6,210	2,027	1,030	932	65			4,183	3,589	371	223	
14	6,476	2,051	1,032	953	66			4,425	3,798	411	216	
1915	6,739	2,043	1,005	974	64			4,696	4,028	431	237	
16	6,911	2,063	1,017	983	63			4,848	4,154	472	222	
17	7,582	2,118	1,085	969	64			5,464	4,303	896	265	
18	8,151	2,073	1,083	928	62			6,078	4,460	1,348	270	
19	8,694	2,121	1,143	918	60			6,573	4,632	1,661	280	
1920	10,035	2,509	1,448	952	109			7,526	5,003	2,181	342	
21	11,296	2,813	1,661	1,026	126			8,438	5,384	2,688	411	
22	12,760	3,151	1,761	1,235	155			9,609	5,758	3,384	467	
23	17,185	3,759	2,275	1,312	172			13,426	6,237	6,476	713	
24	18,251	3,844	2,300	1,352	192			14,407	6,786	6,858	763	

1. Figures are as of June 30 in each year up to and including 1975, except that some of the figures for Navy and Marine Corps Officers are as of January 1. From 1976 on, figures are as of September 30.
  2. Emergency Officers Retired List (WWI), Reserve Officers Retired List (WWII) and P.L. 262, 77th Congress. Responsibility for payment of retirement benefits to the Reserve Officers Retired List was transferred to the Army and Air Force effective July 1, 1950. Omitted after 1965.
  3. Figures for 1910 and for 1917-1949, both inclusive, are wholly or partly estimated.
  4. Prior to July 1, 1950, the retired Air Force personnel are included in the Army figures.
- NOTE: Beginning with 1950, the figures represent the number of retired military personnel receiving retired pay. Before 1950, the figures may include personnel not receiving retired pay, particularly during the 1940s.



## Number of Military Retirees Receiving Retired Pay by Year, 1900 - PRESENT

Year <sup>1</sup>	OFFICER						ENLISTED					
	Total	Total Officers	Army	Navy	Marine Corps	Air <sup>4</sup> Force	Veterans <sup>2</sup> Admin	Total Enlisted	Army	Navy	Marine <sup>3</sup> Corps	Air <sup>4</sup> Force
1925	19,369	3,911	2,316	1,401	194			15,458	7,337	7,300	821	
26	20,958	4,041	2,354	1,484	203			16,917	7,706	8,296	915	
27	22,636	4,165	2,400	1,554	211			18,471	8,128	9,335	1,008	
28	23,941	4,346	2,522	1,603	221			19,595	8,448	10,069	1,078	
29	29,510	8,813	2,691	1,649	230		4,243	20,697	8,784	10,767	1,146	
1930	32,838	10,862	2,811	1,723	245		6,083	21,976	9,066	11,705	1,205	
31	34,438	11,418	2,953	1,844	257		6,364	23,020	9,211	12,557	1,252	
32	35,686	11,707	3,088	1,932	272		6,415	23,979	9,450	13,238	1,291	
33	36,667	11,721	3,220	2,151	343		6,007	24,946	9,599	14,014	1,333	
34	34,546	7,693	3,397	2,375	355		1,566	26,853	9,946	15,480	1,427	
1935	37,437	8,512	3,862	2,544	419		1,677	28,925	10,308	17,090	1,527	
36	40,149	9,055	4,021	2,732	491		1,811	31,094	10,517	18,937	1,640	
37	42,307	9,601	4,185	2,935	540		1,841	32,806	10,646	20,437	1,723	
38	44,517	9,867	4,309	3,153	574		1,831	34,650	10,771	22,075	1,804	
39	47,195	10,219	4,475	3,304	627		1,813	36,976	11,025	24,061	1,890	
1940	48,374	10,697	4,661	3,586	666		1,784	37,677	11,099	24,884	1,694	
41	50,433	11,820	4,755	3,783	665		1,617	38,613	11,302	25,811	1,500	
42	51,230	12,634	5,333	3,978	657		2,646	38,596	11,855	25,313	1,428	
43	50,532	13,001	5,453	4,110	676		2,762	37,531	12,456	23,763	1,312	
44	53,403	14,943	5,912	4,324	732		3,975	38,460	14,146	23,022	1,292	
1945	64,456	23,777	6,604	4,871	776		11,526	40,679	15,498	23,782	1,399	
46	85,532	38,075	7,812	5,761	1,031		23,471	47,457	18,170	27,538	1,749	
47	103,314	49,645	9,525	9,989	1,153		28,978	53,669	22,400	29,214	2,055	
48	119,311	57,433	10,467	12,972	1,828		32,166	61,878	26,067	33,389	2,422	
49	124,864	61,026	12,930	13,514	1,951		32,631	63,838	26,476	34,798	2,564	

1. Figures are as of June 30 in each year up to and including 1975, except that some of the figures for Navy and Marine Corps Officers are as of January 1. From 1976 on, figures are as of September 30.
  2. Emergency Officers Retired List (WWI), Reserve Officers Retired List (WWII) and P.L. 262, 77th Congress. Responsibility for payment of retirement benefits to the Reserve Officers Retired List was transferred to the Army and Air Force effective July 1, 1950. Omitted after 1965.
  3. Figures for 1910 and for 1917-1949, both inclusive, are wholly or partly estimated.
  4. Prior to July 1, 1950, the retired Air Force personnel are included in the Army figures.
- NOTE: Beginning with 1950, the figures represent the number of retired military personnel receiving retired pay. Before 1950, the figures may include personnel not receiving retired pay, particularly during the 1940s.

## Number of Military Retirees Receiving Retired Pay by Year, 1900 - PRESENT

Year <sup>1</sup>	OFFICER							ENLISTED				
	Total	Total Officers	Army	Navy	Marine Corps	Air <sup>4</sup> Force	Veterans <sup>2</sup> Admin	Total Enlisted	Army	Navy	Marine <sup>3</sup> Corps	Air <sup>4</sup> Force
1950	132,828	66,745	15,563	16,228	2,046		32,908	66,083	26,865	36,489	2,729	
51	135,498	70,841	41,413	17,169	2,135	8,198	1,926	64,657	23,572	32,815	2,878	5,392
52	143,107	73,294	42,597	18,173	2,238	8,576	1,710	69,813	25,680	34,308	3,891	5,934
53	155,892	76,891	43,949	19,931	2,428	9,006	1,577	79,001	28,003	39,297	4,250	7,451
54	169,574	81,382	45,602	21,477	2,668	9,803	1,832	88,192	29,684	44,854	5,069	8,585
1955	180,827	87,323	48,855	23,321	2,937	10,416	1,794	93,504	30,159	49,329	5,126	8,890
56	192,137	92,764	51,489	25,103	3,255	11,242	1,675	99,373	31,042	53,098	5,504	9,729
57	200,381	100,212	54,468	28,115	3,648	12,346	1,635	100,169	32,563	50,441	5,843	11,322
58	215,066	107,843	57,339	31,131	4,138	13,726	1,509	107,223	34,627	53,318	6,137	13,141
59	229,874	114,526	59,997	33,487	4,504	15,053	1,485	115,348	36,551	56,227	6,694	15,876
1960	255,089	122,373	63,353	35,961	4,913	16,752	1,394	132,716	38,963	65,569	7,976	20,208
61	291,268	136,405	70,688	38,330	5,400	20,693	1,294	154,683	44,473	74,389	9,173	26,648
62	326,687	147,997	76,142	40,299	5,965	24,385	1,206	178,690	50,593	83,945	10,501	33,651
63	379,639	163,424	83,664	42,622	6,547	29,461	1,130	216,215	64,549	93,856	11,594	46,216
64	431,608	178,818	89,287	45,502	7,176	35,794	1,059	252,790	77,329	103,587	13,202	58,672
1965	480,563	193,561	94,224	48,154	7,812	42,377	994	287,002	88,877	112,429	14,612	71,084
66	524,699	205,496	99,096	50,106	8,126	48,168		319,203	101,978	117,112	15,343	84,770
67	584,388	219,166	104,271	52,345	8,672	53,878		365,222	116,254	130,272	17,880	100,816
68	644,855	232,892	109,080	54,906	9,205	59,701		411,963	128,807	143,237	21,065	118,854
69	706,754	245,801	114,039	57,043	9,855	64,864		460,953	149,522	151,397	25,152	134,882
1970	764,898	263,422	119,291	60,352	10,644	73,135		501,476	162,697	158,697	28,548	151,534
71	822,635	280,817	125,291	63,664	11,625	80,237		541,818	172,362	167,032	31,330	171,094
72	880,664	294,214	130,613	65,864	12,244	85,493		586,450	182,237	175,106	33,789	195,318
73	935,272	306,426	134,527	68,104	12,852	90,943		628,846	193,147	180,672	35,809	219,218
74	989,834	318,587	138,796	70,514	13,560	95,717		671,247	203,589	188,994	38,349	240,315

1. Figures are as of June 30 in each year up to and including 1975, except that some of the figures for Navy and Marine Corps Officers are as of January 1. From 1976 on, figures are as of September 30.
  2. Emergency Officers Retired List (WWI), Reserve Officers Retired List (WWII) and P.L. 262, 77th Congress. Responsibility for payment of retirement benefits to the Reserve Officers Retired List was transferred to the Army and Air Force effective July 1, 1950. Omitted after 1965.
  3. Figures for 1910 and for 1917-1949, both inclusive, are wholly or partly estimated.
  4. Prior to July 1, 1950, the retired Air Force personnel are included in the Army figures.
- NOTE: Beginning with 1950, the figures represent the number of retired military personnel receiving retired pay. Before 1950, the figures may include personnel not receiving retired pay, particularly during the 1940s.

## Number of Military Retirees Receiving Retired Pay by Year, 1900 - PRESENT

Year <sup>1</sup>	OFFICER						ENLISTED					
	Total	Total Officers	Army	Navy	Marine Corps	Air <sup>4</sup> Force	Veterans <sup>2</sup> Admin	Total Enlisted	Army	Navy	Marine <sup>3</sup> Corps	Air <sup>4</sup> Force
1975	1,043,923	330,024	142,636	72,972	14,116	100,300		713,899	211,395	199,409	39,694	263,401
76	1,096,184	344,940	149,337	75,729	14,808	105,066		751,244	220,428	210,070	41,643	279,103
77	1,155,353	362,708	157,012	78,638	15,985	111,073		792,645	233,427	219,200	42,863	297,155
78	1,192,055	375,839	161,393	81,449	16,989	116,008		816,216	239,039	226,264	43,837	307,076
79	1,228,494	389,808	166,590	83,947	17,874	121,397		838,686	246,193	230,831	44,544	317,118
1980	1,264,525	403,562	171,572	86,395	18,785	126,810		860,963	253,326	236,152	45,474	326,011
81	1,288,962	413,862	174,540	88,835	19,578	130,909		875,100	256,895	240,567	45,391	332,247
82	1,313,433	423,748	176,921	91,181	20,310	135,336		889,685	262,517	243,275	45,576	338,317
83	1,333,360	431,762	178,177	93,092	20,962	139,531		901,598	266,866	245,832	45,548	343,352
84	1,354,544	439,696	179,762	94,735	21,417	143,782		914,848	271,424	248,572	45,832	349,020
1985	1,373,767	445,325	180,536	96,285	21,730	146,774		928,442	276,424	251,299	46,174	354,545
86	1,390,481	449,313	181,370	97,720	22,092	148,131		941,168	280,999	254,160	46,788	359,221
87	1,405,919	453,096	182,154	98,679	22,344	149,919		952,823	285,268	256,999	47,244	363,312
88	1,427,100	458,189	183,335	99,760	22,710	152,384		968,911	290,811	260,590	47,925	369,585
89	1,450,929	465,009	185,614	101,053	23,298	155,044		985,920	296,346	264,803	48,849	375,922
1990	1,472,129	471,305	187,603	102,444	23,875	157,383		1,000,824	301,707	268,177	49,701	381,239
91	1,496,046	477,145	189,001	103,944	24,385	159,815		1,018,901	308,133	271,144	50,591	389,033
92	1,527,837	484,905	191,934	105,377	25,077	162,517		1,042,932	318,678	275,008	51,875	397,371
93	1,555,605	491,271	193,834	106,932	25,632	164,882		1,064,334	327,309	280,843	53,000	403,182
94	1,581,975	496,257	195,527	108,328	25,870	166,532		1,085,718	337,474	287,010	54,277	406,957
1995	1,603,108	498,734	194,732	110,177	26,304	167,521		1,104,374	342,007	292,173	55,842	414,352
96	1,622,176	500,660	195,012	111,067	26,715	167,866		1,121,516	348,950	296,402	57,094	419,070
97	1,644,124	502,855	195,423	111,782	27,116	168,534		1,141,269	356,739	301,121	58,257	425,152
98	1,667,473	504,923	195,855	112,550	27,462	169,056		1,162,550	365,389	306,410	59,438	431,313
99	1,687,056	506,485	195,884	113,315	27,787	169,499		1,180,571	372,287	312,121	60,549	435,614

1. Figures are as of June 30 in each year up to and including 1975, except that some of the figures for Navy and Marine Corps Officers are as of January 1. From 1976 on, figures are as of September 30.
  2. Emergency Officers Retired List (WWI), Reserve Officers Retired List (WWII) and P.L. 262, 77th Congress. Responsibility for payment of retirement benefits to the Reserve Officers Retired List was transferred to the Army and Air Force effective July 1, 1950. Omitted after 1965.
  3. Figures for 1910 and for 1917-1949, both inclusive, are wholly or partly estimated.
  4. Prior to July 1, 1950, the retired Air Force personnel are included in the Army figures.
- NOTE: Beginning with 1950, the figures represent the number of retired military personnel receiving retired pay. Before 1950, the figures may include personnel not receiving retired pay, particularly during the 1940s.

## Number of Military Retirees Receiving Retired Pay by Year, 1900 - PRESENT

Year <sup>1</sup>	OFFICER							ENLISTED				
	Total	Total Officers	Army	Navy	Marine Corps	Air <sup>4</sup> Force	Veterans <sup>2</sup> Admin	Total Enlisted	Army	Navy	Marine <sup>3</sup> Corps	Air <sup>4</sup> Force
2000	1,701,218	507,080	195,816	113,748	28,115	169,401		1,194,138	377,392	316,589	61,404	438,753
01	1,713,409	506,919	195,257	144,170	28,410	169,082		1,206,490	381,202	320,319	62,336	442,633
02	1,713,343	504,870	194,370	114,226	28,601	167,673		1,208,473	383,189	321,734	62,720	440,830
03	1,722,266	504,714	194,001	114,391	28,665	167,655		1,217,554	385,658	324,543	63,022	444,351
04	1,791,554	508,947	196,708	114,968	29,167	168,104		1,282,607	413,740	339,536	66,326	463,005
2005	1,812,122	511,127	197,700	115,531	29,410	168,286		1,300,995	421,772	343,686	67,489	468,048
06	1,832,751	513,979	199,699	116,254	29,710	168,316		1,318,772	430,273	348,097	68,620	471,782
07	1,859,677	519,396	202,920	117,072	30,071	169,333		1,340,281	440,872	351,971	69,241	478,197
08	1,880,871	521,957	205,002	117,583	30,472	168,900		1,358,914	451,477	355,121	70,053	482,263
09	1,904,230	524,884	207,638	118,038	30,753	168,455		1,379,346	465,264	357,731	71,597	484,754
2010	1,917,242	525,494	208,943	118,250	30,868	167,433		1,391,748	474,168	359,123	72,150	486,307
11	1,932,928	526,552	210,069	118,220	31,031	167,232		1,406,376	483,690	359,801	72,695	490,190
12	1,944,049	527,943	211,226	118,841	31,237	166,639		1,416,106	492,366	359,648	73,142	490,950
13	1,957,453	529,194	212,698	118,940	31,762	165,794		1,428,259	503,986	359,490	74,438	490,345
14	1,970,816	532,471	214,643	119,141	32,209	166,478		1,438,345	512,538	358,359	75,772	491,676
15	1,982,184	536,138	217,473	119,411	32,685	166,569		1,446,046	520,229	356,806	77,909	491,102

1. Figures are as of June 30 in each year up to and including 1975, except that some of the figures for Navy and Marine Corps Officers are as of January 1. From 1976 on, figures are as of September 30.
  2. Emergency Officers Retired List (WWI), Reserve Officers Retired List (WWII) and P.L. 262, 77th Congress. Responsibility for payment of retirement benefits to the Reserve Officers Retired List was transferred to the Army and Air Force effective July 1, 1950. Omitted after 1965.
  3. Figures for 1910 and for 1917-1949, both inclusive, are wholly or partly estimated.
  4. Prior to July 1, 1950, the retired Air Force personnel are included in the Army figures.
- NOTE: Beginning with 1950, the figures represent the number of retired military personnel receiving retired pay. Before 1950, the figures may include personnel not receiving retired pay, particularly during the 1940s.

**Annual DoD Obligations for Military Retired or Retainer Pay  
(Dollars in Thousands)**

**1900 - Present**

<b>Fiscal Year</b>	<b>Total</b>	<b>Army</b>	<b>Navy</b>	<b>Marine Corps</b>	<b>Air Force</b>
1900	\$ 3,514	\$ 2,217	\$ 1,217	\$ 80	
1905	4,955	3,172	1,673	110	
1910	7,892	5,179	2,442	271	
1915	9,639	5,846	3,459	334	
1920	10,584	5,500	4,598	486	
1925	24,877	14,634	9,159	1,084	
1930	34,345	19,242	13,583	1,520	
1935	41,109	20,862	18,157	2,090	
1940	65,969	25,568	35,269	3,132	
1945	57,443	37,000	17,453	2,990	
1950	229,966	106,649	111,968	11,349	
1952	330,597	167,346	117,695	12,995	32,561
1953	356,386	177,929	127,047	14,400	37,010
1954	386,298	188,000	141,207	15,539	41,552
1955	422,102	203,425	155,277	17,620	45,780
1956	478,932	227,250	179,064	20,022	52,596
1957	510,784	238,294	192,397	21,828	58,265
1958	560,962	256,870	212,074	24,552	67,466
1959	634,542	284,072	240,766	28,284	81,420
1960	692,922	299,916	264,013	31,818	97,175
1961	787,806	333,731	295,300	36,500	122,275
1962	895,854	375,782	322,458	41,141	156,473
1963	1,014,775	425,100	350,508	46,188	192,979
1964	1,211,215	500,976	398,444	53,945	257,850
1965	1,385,577	560,991	437,600	62,147	324,839
1966	1,592,352	636,148	483,792	69,212	403,200
1967	1,831,160	722,592	537,251	78,535	492,782
1968	2,093,477	800,026	602,932	91,541	590,978
1969	2,442,942	933,286	679,092	113,324	717,240
1970	2,853,234	1,074,963	769,146	136,948	872,177
1971	3,388,999	1,245,539	891,800	165,726	1,085,934
1972	3,889,115	1,409,277	995,823	192,700	1,291,315
1973	4,392,196	1,574,522	1,092,348	218,230	1,507,096
1974	5,136,897	1,818,052	1,254,221	258,824	1,805,800
1975	6,238,511	2,168,130	1,516,963	313,049	2,240,369
1976	7,300,051	2,501,331	1,777,600	367,210	2,653,910
1977	8,218,698	2,788,229	1,999,560	416,674	3,014,235
1978	9,173,164	3,086,445	2,238,600	468,116	3,380,003
1979	10,282,047	3,450,391	2,504,924	527,412	3,799,320
1980	11,919,617	3,990,756	2,894,100	612,924	4,421,837

**Annual DoD Obligations for Military Retired or Retainer Pay  
(Dollars in Thousands)**

**1900 - Present**

<b>Fiscal Year</b>	<b>Total</b>	<b>Army</b>	<b>Navy</b>	<b>Marine Corps</b>	<b>Air Force</b>
1981	\$ 13,724,427	\$ 4,583,750	\$ 3,335,100	\$ 707,681	\$ 5,097,896
1982	14,940,475	4,974,984	3,627,900	771,442	5,566,149
1983	15,931,850	5,294,435	3,870,100	820,563	5,946,752
1984	16,493,988	5,477,061	3,995,100	849,910	6,171,917
1985	17,241,241	5,695,317	4,172,699	889,000	6,484,225
1986	17,622,953	5,806,086	4,272,803	908,571	6,635,493
1987	18,100,425	5,952,632	4,396,479	934,132	6,817,182
1988	19,085,705	6,261,152	4,639,317	982,818	7,202,418
1989	20,259,560	6,633,319	4,932,782	1,047,391	7,646,068
1990	21,645,293	7,076,769	5,275,996	1,125,336	8,167,192
1991	23,221,989	7,566,948	5,661,326	1,234,924	8,758,791
1992	24,573,765	8,007,994	5,982,002	1,294,862	9,288,907
1993	25,812,350	8,468,741	6,260,869	1,366,595	9,716,145
1994	26,799,869	8,784,775	6,533,109	1,427,402	10,054,583
1995	27,896,463	9,125,187	6,833,254	1,501,524	10,436,498
1996	28,974,224	9,467,427	7,126,427	1,569,271	10,811,099
1997	30,240,029	9,877,388	7,438,401	1,651,076	11,273,164
1998	31,206,731	10,182,229	7,689,570	1,718,215	11,616,716
1999	31,912,636	10,391,440	7,893,634	1,771,801	11,855,760
2000	32,857,908	10,698,156	8,153,943	1,839,517	12,166,292
2001	34,154,145	11,098,170	8,497,249	1,928,073	12,630,653
2002	35,137,252	11,394,374	8,778,453	1,999,447	12,964,978
2003	35,443,953	11,440,283	8,887,387	2,023,540	13,092,743
2004	36,895,426	11,962,861	9,252,999	2,119,208	13,560,359
2005	38,790,217	12,697,671	9,673,766	2,239,588	14,179,192
2006	41,130,056	13,523,091	10,240,651	2,384,599	14,981,715
2007	43,573,120	14,409,757	10,817,974	2,529,997	15,815,391
2008	45,656,789	15,193,816	11,290,806	2,657,903	16,514,264
2009	49,163,371	16,491,552	12,118,182	2,868,226	17,685,410
2010	50,116,869	16,914,894	12,340,677	2,931,854	17,929,444
2011	50,647,676	17,175,803	12,435,205	2,967,838	18,068,831
2012	52,610,621	17,933,489	12,871,136	3,086,070	18,719,926
2013	54,000,852	18,546,725	13,187,608	3,185,349	19,081,170
2014	55,134,634	19,069,310	13,403,185	3,285,506	19,376,633
2015	56,491,684	19,668,854	13,633,248	3,400,621	19,788,960

NOTES: Navy and Marine Corps figures for 1920-1935 have been estimated.  
Prior to July 1, 1950, Air Force figures are included with Army.  
Survivor payments are included.  
Payments from Department of Veterans Affairs are not included.

**ARMY Obligations and Expenditures for Military Retirees and Survivors as of September 30, 2015**

	NUMBER AT END SEPT - 2015	OBLIGATIONS			EXPENDITURES		
		DOLLARS OBLIGATED IN SEPT - 2015	AVERAGE SEPT - 2015 DOLLARS	FISCAL YEAR SEPT - 2015 DOLLARS	DOLLARS EXPENDED IN SEPT - 2015	AVERAGE SEPT - 2015 DOLLARS	FISCAL YEAR To SEPT - 2015 DOLLARS
<b>TOTAL RETIREES (INCLUDING RESERVE)</b>	737,702	\$1,528,283,253	\$2,072	\$18,155,733,030	\$1,525,742,063	\$2,072	\$18,106,415,753
<b>OFFICERS</b>	217,473	\$710,600,681	\$3,268	\$8,436,662,196	\$709,041,681	\$3,266	\$8,412,689,345
<b>ENLISTED</b>	520,229	\$817,682,572	\$1,572	\$9,719,070,835	\$816,700,382	\$1,573	\$9,693,726,407
<b>NON-DISABLED (INCLUDING RESERVE)</b>	674,216	\$1,462,409,231	\$2,169	\$17,385,712,562	\$1,459,653,249	\$2,168	\$17,341,654,653
<b>REGULAR OFFICERS</b>	99,892	\$439,676,848	\$4,402	\$5,209,148,339	\$438,570,054	\$4,401	\$5,191,458,235
<b>NON-REGULAR OFFICERS</b>	107,630	\$248,573,636	\$2,310	\$2,968,032,826	\$248,231,669	\$2,307	\$2,963,558,603
<b>TOTAL OFFICERS</b>	207,522	\$688,250,484	\$3,317	\$8,177,181,165	\$686,801,724	\$3,314	\$8,155,016,838
<b>REGULAR ENLISTED</b>	301,608	\$593,677,848	\$1,968	\$7,090,331,685	\$593,078,114	\$1,967	\$7,078,617,450
<b>NON-REGULAR ENLISTED</b>	165,086	\$180,480,899	\$1,093	\$2,118,199,712	\$179,773,411	\$1,092	\$2,108,020,365
<b>TOTAL ENLISTED</b>	466,694	\$774,158,747	\$1,659	\$9,208,531,397	\$772,851,525	\$1,658	\$9,186,637,815
<b>NON-DISABLED (EXCLUDING RESERVE)</b>	459,181	\$1,205,521,193	\$2,625	\$14,343,926,207	\$1,203,305,051	\$2,623	\$14,309,288,346
<b>OFFICERS</b>	130,659	\$547,420,599	\$4,190	\$6,503,607,022	\$546,181,561	\$4,188	\$6,485,593,226
<b>ENLISTED</b>	328,522	\$658,100,594	\$2,003	\$7,840,319,185	\$657,123,491	\$2,002	\$7,823,695,120
<b>RESERVE RETIRED</b>	215,035	\$256,888,039	\$1,195	\$3,041,786,355	\$256,348,197	\$1,194	\$3,032,366,307
<b>NON-REGULAR OFFICERS</b>	76,863	\$140,829,886	\$1,832	\$1,673,574,143	\$140,620,163	\$1,831	\$1,669,423,612
<b>NON-REGULAR ENLISTED</b>	138,172	\$116,058,153	\$840	\$1,368,212,212	\$115,728,034	\$840	\$1,362,942,695
<b>TEMPORARY DISABLED</b>	5,599	\$5,654,124	\$1,010	\$86,313,728	\$5,931,271	\$1,015	\$88,958,018
<b>REGULAR OFFICERS</b>	495	\$1,037,865	\$2,097	\$12,869,326	\$1,041,405	\$2,075	\$12,895,407
<b>NON-REGULAR OFFICERS</b>	211	\$537,083	\$2,545	\$7,634,935	\$586,384	\$2,561	\$7,767,719
<b>REGULAR ENLISTED</b>	3,979	\$3,175,611	\$798	\$50,781,781	\$3,338,024	\$806	\$52,677,604
<b>NON-REGULAR ENLISTED</b>	914	\$903,566	\$989	\$15,027,686	\$965,457	\$995	\$15,617,287
<b>PERMANENT DISABLED</b>	57,887	\$60,219,897	\$1,040	\$683,706,740	\$60,157,544	\$1,052	\$675,803,082
<b>REGULAR OFFICERS</b>	4,348	\$10,958,011	\$2,520	\$124,478,075	\$10,825,539	\$2,525	\$123,150,952
<b>NON-REGULAR OFFICERS</b>	4,897	\$9,817,237	\$2,005	\$114,498,694	\$9,786,629	\$2,008	\$113,858,429
<b>REGULAR ENLISTED</b>	35,792	\$29,245,092	\$817	\$328,813,483	\$29,211,040	\$828	\$324,589,398
<b>NON-REGULAR ENLISTED</b>	12,850	\$10,199,556	\$794	\$115,916,488	\$10,334,336	\$811	\$114,204,303
<b>TEMPORARY&amp;PERMANENT DISABLED</b>	63,486	\$65,874,021	\$1,038	\$770,020,468	\$66,088,815	\$1,049	\$764,761,100
<b>OFFICERS</b>	9,951	\$22,350,196	\$2,246	\$259,481,031	\$22,239,957	\$2,248	\$257,672,507
<b>ENLISTED</b>	53,535	\$43,523,825	\$813	\$510,539,437	\$43,848,857	\$825	\$507,088,592
<b>SURVIVORS</b>	136,291	\$125,877,349	\$924	\$1,513,120,967	\$125,936,582	\$924	\$1,511,285,513
<b>SURVIVOR BENEFIT PLAN (SBP)</b>	103,644	\$111,093,660	\$1,072	\$1,336,371,805	\$111,141,870	\$1,073	\$1,336,319,112
<b>RESERVE SBP (RC-SBP)</b>	7,088	\$3,817,426	\$539	\$45,588,072	\$3,814,406	\$538	\$45,519,573
<b>DEATH ON ACTIVE DUTY</b>	5,938	\$4,465,042	\$752	\$53,618,220	\$4,470,802	\$751	\$53,482,894
<b>ACMSS</b>	318	\$79,510	\$250	\$954,786	\$79,612	\$249	\$952,376
<b>TOTAL SBP</b>	116,988	\$119,455,638	\$1,021	\$1,436,532,884	\$119,506,690	\$1,022	\$1,436,273,955
<b>RSFPP (OLD PLAN)</b>	1,356	\$333,581	\$246	\$4,162,504	\$335,593	\$246	\$4,194,399
<b>SPEC SURV INDEMNITY ALLOWANCE (SSIA)</b>	30,338	\$6,067,600	\$200	\$72,148,900	\$6,061,838	\$200	\$70,535,975
<b>SBP GUARANTEED MIN. INCOME</b>	32	\$20,530	\$642	\$276,680	\$21,249	\$644	\$281,184
<b>GRAND TOTAL</b>	873,993	\$1,654,160,602	\$1,893	\$19,668,853,997	\$1,651,678,646	\$1,893	\$19,617,701,266

EXPENDITURES ARE ESTIMATED BY SETTING CURRENT MONTH EXPENDITURES EQUAL TO THE PREVIOUS MONTH OBLIGATIONS. ACMSS DOLLAR AMOUNTS ARE ESTIMATED. THERE ARE 796 SURVIVORS RECEIVING BOTH RSFPP AND SBP. THEY ARE COUNTED IN EACH BENEFIT PLAN, BUT ONLY ONCE IN THE TOTAL SURVIVORS AND IN THE GRAND TOTAL. SSIA SURVIVORS ARE SPLIT BETWEEN 11,627 SURVIVORS WHO ARE ALSO RECEIVING SBP AND 18,711 WHOSE SBP IS FULLY OFFSET BY DIC.

**NAVY Obligations and Expenditures for Military Retirees and Survivors as of September 30, 2015**

	NUMBER AT END SEPT - 2015	OBLIGATIONS			EXPENDITURES		
		DOLLARS OBLIGATED IN SEPT - 2015	AVERAGE SEPT - 2015 DOLLARS	FISCAL YEAR SEPT - 2015 DOLLARS	DOLLARS EXPENDED IN SEPT - 2015	AVERAGE SEPT - 2015 DOLLARS	FISCAL YEAR To SEPT - 2015 DOLLARS
<b>TOTAL RETIREES (INCLUDING RESERVE)</b>	476,217	\$1,066,624,542	\$2,240	\$12,750,366,897	\$1,064,768,090	\$2,237	\$12,731,380,006
<b>OFFICERS</b>	119,411	\$443,678,737	\$3,716	\$5,290,980,149	\$441,993,170	\$3,711	\$5,280,870,984
<b>ENLISTED</b>	356,806	\$622,945,805	\$1,746	\$7,459,386,748	\$622,774,920	\$1,745	\$7,450,509,023
<b>NON-DISABLED (INCLUDING RESERVE)</b>	457,951	\$1,042,550,064	\$2,277	\$12,457,212,844	\$1,040,601,044	\$2,274	\$12,437,757,825
<b>REGULAR OFFICERS</b>	77,739	\$348,486,892	\$4,483	\$4,159,390,600	\$347,042,380	\$4,479	\$4,152,059,966
<b>NON-REGULAR OFFICERS</b>	38,604	\$87,095,599	\$2,256	\$1,033,127,565	\$86,824,133	\$2,253	\$1,030,207,245
<b>TOTAL OFFICERS</b>	116,343	\$435,582,491	\$3,744	\$5,192,518,165	\$433,866,513	\$3,739	\$5,182,267,211
<b>REGULAR ENLISTED</b>	291,391	\$549,022,262	\$1,884	\$6,576,060,197	\$548,911,578	\$1,884	\$6,568,586,095
<b>NON-REGULAR ENLISTED</b>	50,217	\$57,945,311	\$1,154	\$688,634,482	\$57,822,953	\$1,153	\$686,904,519
<b>TOTAL ENLISTED</b>	341,608	\$606,967,572	\$1,777	\$7,264,694,679	\$606,734,531	\$1,776	\$7,255,490,614
<b>NON-DISABLED (EXCLUDING RESERVE)</b>	390,269	\$947,175,465	\$2,427	\$11,328,499,137	\$945,513,842	\$2,424	\$11,312,663,184
<b>OFFICERS</b>	82,560	\$368,550,000	\$4,464	\$4,399,664,391	\$367,038,898	\$4,460	\$4,392,006,032
<b>ENLISTED</b>	307,709	\$578,625,466	\$1,880	\$6,928,834,746	\$578,474,944	\$1,880	\$6,920,657,152
<b>RESERVE RETIRED</b>	67,682	\$95,374,598	\$1,409	\$1,128,713,707	\$95,087,202	\$1,408	\$1,125,094,641
<b>NON-REGULAR OFFICERS</b>	33,783	\$67,032,491	\$1,984	\$792,853,774	\$66,827,615	\$1,981	\$790,261,179
<b>NON-REGULAR ENLISTED</b>	33,899	\$28,342,107	\$836	\$335,859,932	\$28,259,587	\$836	\$334,833,462
<b>TEMPORARY DISABLED</b>	1,081	\$745,346	\$689	\$10,275,569	\$773,855	\$709	\$10,464,200
<b>REGULAR OFFICERS</b>	153	\$240,880	\$1,574	\$2,923,153	\$243,894	\$1,594	\$2,923,260
<b>NON-REGULAR OFFICERS</b>	5	\$17,136	\$3,427	\$288,874	\$18,492	\$3,082	\$299,634
<b>REGULAR ENLISTED</b>	858	\$441,865	\$515	\$6,416,180	\$464,707	\$538	\$6,585,820
<b>NON-REGULAR ENLISTED</b>	65	\$45,465	\$699	\$647,362	\$46,762	\$688	\$655,487
<b>PERMANENT DISABLED</b>	17,185	\$23,329,132	\$1,358	\$282,878,485	\$23,393,191	\$1,358	\$283,157,981
<b>REGULAR OFFICERS</b>	2,176	\$6,549,523	\$3,010	\$79,464,693	\$6,561,617	\$3,010	\$79,552,822
<b>NON-REGULAR OFFICERS</b>	734	\$1,288,707	\$1,756	\$15,785,264	\$1,302,654	\$1,758	\$15,828,057
<b>REGULAR ENLISTED</b>	13,410	\$14,742,847	\$1,099	\$178,555,836	\$14,772,620	\$1,100	\$178,705,602
<b>NON-REGULAR ENLISTED</b>	865	\$748,056	\$865	\$9,072,692	\$756,300	\$870	\$9,071,499
<b>TEMPORARY&amp;PERMANENT DISABLED</b>	18,266	\$24,074,479	\$1,318	\$293,154,053	\$24,167,046	\$1,319	\$293,622,181
<b>OFFICERS</b>	3,068	\$8,096,246	\$2,639	\$98,461,984	\$8,126,657	\$2,639	\$98,603,773
<b>ENLISTED</b>	15,198	\$15,978,233	\$1,051	\$194,692,069	\$16,040,389	\$1,053	\$195,018,409
<b>SURVIVORS</b>	71,344	\$73,458,855	\$1,030	\$882,881,531	\$73,477,579	\$1,030	\$882,204,806
<b>SURVIVOR BENEFIT PLAN (SBP)</b>	61,311	\$68,739,175	\$1,121	\$826,294,557	\$68,754,775	\$1,121	\$826,143,772
<b>RESERVE SBP (RC-SBP)</b>	1,322	\$933,024	\$706	\$11,234,300	\$935,412	\$706	\$11,226,022
<b>DEATH ON ACTIVE DUTY</b>	1,715	\$1,495,645	\$872	\$17,811,306	\$1,494,633	\$870	\$17,748,117
<b>ACMSS</b>	168	\$42,005	\$250	\$500,229	\$41,977	\$248	\$498,454
<b>TOTAL SBP</b>	64,516	\$71,209,849	\$1,104	\$855,840,391	\$71,226,797	\$1,104	\$855,616,366
<b>RSFPP (OLD PLAN)</b>	1,688	\$354,816	\$210	\$4,496,128	\$357,629	\$210	\$4,537,723
<b>SPEC SURV INDEMNITY ALLOWANCE (SSIA)</b>	9,349	\$1,869,800	\$200	\$22,232,700	\$1,866,596	\$200	\$21,734,675
<b>SBP GUARANTEED MIN. INCOME</b>	36	\$24,391	\$678	\$312,312	\$24,391	\$678	\$316,042
<b>GRAND TOTAL</b>	547,561	\$1,140,083,397	\$2,082	\$13,633,248,428	\$1,138,245,670	\$2,080	\$13,613,584,813

EXPENDITURES ARE ESTIMATED BY SETTING CURRENT MONTH EXPENDITURES EQUAL TO THE PREVIOUS MONTH OBLIGATIONS. ACMSS DOLLAR AMOUNTS ARE ESTIMATED. THERE ARE 956 SURVIVORS RECEIVING BOTH RSFPP AND SBP. THEY ARE COUNTED IN EACH BENEFIT PLAN, BUT ONLY ONCE IN THE TOTAL SURVIVORS AND IN THE GRAND TOTAL. SSIA SURVIVORS ARE SPLIT BETWEEN 3,289 SURVIVORS WHO ARE ALSO RECEIVING SBP AND 6,060 WHOSE SBP IS FULLY OFFSET BY DIC.



**MARINE CORPS Obligations and Expenditures for Military Retirees and Survivors as of September 30, 2015**

	NUMBER AT END SEPT - 2015	OBLIGATIONS			EXPENDITURES		
		DOLLARS OBLIGATED IN SEPT - 2015	AVERAGE SEPT - 2015 DOLLARS	FISCAL YEAR SEPT - 2015 DOLLARS	DOLLARS EXPENDED IN SEPT - 2015	AVERAGE SEPT - 2015 DOLLARS	FISCAL YEAR To SEPT - 2015 DOLLARS
<b>TOTAL RETIREES (INCLUDING RESERVE)</b>	110,594	\$272,038,360	\$2,460	\$3,222,977,842	\$270,827,593	\$2,462	\$3,213,071,182
<b>OFFICERS</b>	32,685	\$122,481,770	\$3,747	\$1,452,415,643	\$121,892,538	\$3,749	\$1,448,496,340
<b>ENLISTED</b>	77,909	\$149,556,590	\$1,920	\$1,770,562,199	\$148,935,056	\$1,922	\$1,764,574,842
<b>NON-DISABLED (INCLUDING RESERVE)</b>	98,778	\$261,331,869	\$2,646	\$3,092,686,460	\$260,029,148	\$2,647	\$3,082,796,043
<b>REGULAR OFFICERS</b>	25,249	\$104,490,851	\$4,138	\$1,238,177,733	\$103,924,301	\$4,142	\$1,234,775,183
<b>NON-REGULAR OFFICERS</b>	5,939	\$14,318,787	\$2,411	\$169,460,664	\$14,279,794	\$2,408	\$168,871,564
<b>TOTAL OFFICERS</b>	31,188	\$118,809,638	\$3,809	\$1,407,638,397	\$118,204,095	\$3,810	\$1,403,646,747
<b>REGULAR ENLISTED</b>	63,283	\$136,527,631	\$2,157	\$1,615,159,470	\$135,879,554	\$2,160	\$1,609,657,279
<b>NON-REGULAR ENLISTED</b>	4,307	\$5,994,600	\$1,392	\$69,888,593	\$5,945,499	\$1,390	\$69,492,017
<b>TOTAL ENLISTED</b>	67,590	\$142,522,231	\$2,109	\$1,685,048,063	\$141,825,053	\$2,111	\$1,679,149,296
<b>NON-DISABLED (EXCLUDING RESERVE)</b>	90,768	\$247,970,920	\$2,732	\$2,934,778,159	\$246,703,060	\$2,734	\$2,925,504,606
<b>OFFICERS</b>	26,254	\$108,857,315	\$4,146	\$1,290,014,542	\$108,281,520	\$4,150	\$1,286,491,717
<b>ENLISTED</b>	64,514	\$139,113,606	\$2,156	\$1,644,763,617	\$138,421,540	\$2,159	\$1,639,012,889
<b>RESERVE RETIRED</b>	8,010	\$13,360,949	\$1,668	\$157,908,301	\$13,326,088	\$1,666	\$157,291,437
<b>NON-REGULAR OFFICERS</b>	4,934	\$9,952,324	\$2,017	\$117,623,855	\$9,922,576	\$2,014	\$117,155,030
<b>NON-REGULAR ENLISTED</b>	3,076	\$3,408,625	\$1,108	\$40,284,446	\$3,403,513	\$1,108	\$40,136,407
<b>TEMPORARY DISABLED</b>	1,524	\$993,125	\$652	\$12,210,732	\$1,013,907	\$664	\$12,185,929
<b>REGULAR OFFICERS</b>	69	\$112,568	\$1,631	\$1,220,427	\$101,652	\$1,517	\$1,230,236
<b>NON-REGULAR OFFICERS</b>	9	\$19,361	\$2,151	\$222,305	\$19,978	\$2,220	\$227,695
<b>REGULAR ENLISTED</b>	1,357	\$798,409	\$588	\$10,021,261	\$831,190	\$609	\$9,978,354
<b>NON-REGULAR ENLISTED</b>	89	\$62,787	\$705	\$746,739	\$61,087	\$710	\$749,645
<b>PERMANENT DISABLED</b>	10,292	\$9,713,365	\$944	\$118,080,649	\$9,784,538	\$953	\$118,089,210
<b>REGULAR OFFICERS</b>	1,096	\$2,967,826	\$2,708	\$36,384,267	\$2,995,593	\$2,733	\$36,433,888
<b>NON-REGULAR OFFICERS</b>	323	\$572,377	\$1,772	\$6,950,247	\$571,220	\$1,768	\$6,957,775
<b>REGULAR ENLISTED</b>	8,466	\$5,957,146	\$704	\$72,114,408	\$5,996,082	\$710	\$72,076,665
<b>NON-REGULAR ENLISTED</b>	407	\$216,016	\$531	\$2,631,728	\$221,643	\$545	\$2,620,882
<b>TEMPORARY&amp;PERMANENT DISABLED</b>	11,816	\$10,706,490	\$906	\$130,291,382	\$10,798,445	\$916	\$130,275,139
<b>OFFICERS</b>	1,497	\$3,672,132	\$2,453	\$44,777,245	\$3,688,442	\$2,467	\$44,849,593
<b>ENLISTED</b>	10,319	\$7,034,359	\$682	\$85,514,136	\$7,110,003	\$690	\$85,425,545
<b>SURVIVORS</b>	13,270	\$14,816,683	\$1,117	\$177,643,600	\$14,802,899	\$1,117	\$177,397,374
<b>SURVIVOR BENEFIT PLAN (SBP)</b>	10,218	\$13,249,186	\$1,297	\$159,057,263	\$13,237,718	\$1,296	\$159,012,459
<b>RESERVE SBP (RC-SBP)</b>	203	\$170,475	\$840	\$2,058,178	\$169,528	\$835	\$2,059,180
<b>DEATH ON ACTIVE DUTY</b>	903	\$702,307	\$778	\$8,284,168	\$702,820	\$778	\$8,248,124
<b>ACMSS</b>	23	\$5,751	\$250	\$67,833	\$5,755	\$248	\$67,538
<b>TOTAL SBP</b>	11,347	\$14,127,719	\$1,245	\$169,467,442	\$14,115,822	\$1,244	\$169,387,301
<b>RSFPP (OLD PLAN)</b>	280	\$65,645	\$234	\$825,755	\$65,966	\$233	\$831,506
<b>SPEC SURV INDEMNITY ALLOWANCE (SSIA)</b>	3,113	\$622,600	\$200	\$7,341,800	\$619,179	\$200	\$7,169,975
<b>SBP GUARANTEED MIN. INCOME</b>	1	\$719	\$719	\$8,604	\$719	\$719	\$8,592
<b>GRAND TOTAL</b>	123,864	\$286,855,042	\$2,316	\$3,400,621,442	\$285,630,492	\$2,317	\$3,390,468,556

EXPENDITURES ARE ESTIMATED BY SETTING CURRENT MONTH EXPENDITURES EQUAL TO THE PREVIOUS MONTH OBLIGATIONS. ACMSS DOLLAR AMOUNTS ARE ESTIMATED. THERE ARE 142 SURVIVORS RECEIVING BOTH RSFPP AND SBP. THEY ARE COUNTED IN EACH BENEFIT PLAN, BUT ONLY ONCE IN THE TOTAL SURVIVORS AND IN THE GRAND TOTAL. SSIA SURVIVORS ARE SPLIT BETWEEN 1,329 SURVIVORS WHO ARE ALSO RECEIVING SBP AND 1,784 WHOSE SBP IS FULLY OFFSET BY DIC.

## AIR FORCE Obligations and Expenditures for Military Retirees and Survivors as of September 30, 2015

	NUMBER AT END SEPT - 2015	OBLIGATIONS			EXPENDITURES		
		DOLLARS OBLIGATED IN SEPT - 2015	AVERAGE SEPT - 2015 DOLLARS	FISCAL YEAR SEPT - 2015 DOLLARS	DOLLARS EXPENDED IN SEPT - 2015	AVERAGE SEPT - 2015 DOLLARS	FISCAL YEAR To SEPT - 2015 DOLLARS
<b>TOTAL RETIREES (INCLUDING RESERVE)</b>	657,671	\$1,536,113,528	\$2,336	\$18,399,679,668	\$1,535,758,354	\$2,335	\$18,374,023,932
<b>OFFICERS</b>	166,569	\$646,928,125	\$3,884	\$7,743,000,256	\$646,561,185	\$3,883	\$7,731,600,910
<b>ENLISTED</b>	491,102	\$889,185,403	\$1,811	\$10,656,679,411	\$889,197,169	\$1,810	\$10,642,423,021
<b>NON-DISABLED (INCLUDING RESERVE)</b>	638,979	\$1,509,080,363	\$2,362	\$18,069,919,389	\$1,508,637,255	\$2,361	\$18,043,775,084
<b>REGULAR OFFICERS</b>	110,119	\$492,255,032	\$4,470	\$5,881,632,010	\$491,724,860	\$4,469	\$5,871,005,447
<b>NON-REGULAR OFFICERS</b>	52,337	\$143,602,504	\$2,744	\$1,726,351,861	\$143,698,311	\$2,744	\$1,725,372,859
<b>TOTAL OFFICERS</b>	162,456	\$635,857,536	\$3,914	\$7,607,983,871	\$635,423,171	\$3,913	\$7,596,378,307
<b>REGULAR ENLISTED</b>	392,845	\$768,550,453	\$1,956	\$9,231,518,470	\$768,914,371	\$1,956	\$9,222,715,241
<b>NON-REGULAR ENLISTED</b>	83,678	\$104,672,374	\$1,251	\$1,230,417,048	\$104,299,713	\$1,250	\$1,224,681,536
<b>TOTAL ENLISTED</b>	476,523	\$873,222,827	\$1,832	\$10,461,935,518	\$873,214,084	\$1,832	\$10,447,396,777
<b>NON-DISABLED (EXCLUDING RESERVE)</b>	533,898	\$1,361,348,619	\$2,550	\$16,322,337,719	\$1,361,294,046	\$2,549	\$16,302,288,776
<b>OFFICERS</b>	128,313	\$562,103,034	\$4,381	\$6,731,885,564	\$561,814,063	\$4,379	\$6,722,720,427
<b>ENLISTED</b>	405,585	\$799,245,585	\$1,971	\$9,590,452,154	\$799,479,983	\$1,970	\$9,579,568,348
<b>RESERVE RETIRED</b>	105,081	\$147,731,744	\$1,406	\$1,747,581,670	\$147,343,209	\$1,405	\$1,741,486,308
<b>NON-REGULAR OFFICERS</b>	34,143	\$73,754,502	\$2,160	\$876,098,307	\$73,609,108	\$2,158	\$873,657,879
<b>NON-REGULAR ENLISTED</b>	70,938	\$73,977,242	\$1,043	\$871,483,364	\$73,734,101	\$1,042	\$867,828,429
<b>TEMPORARY DISABLED</b>	772	\$676,232	\$876	\$8,696,274	\$703,005	\$888	\$8,677,439
<b>REGULAR OFFICERS</b>	102	\$187,546	\$1,839	\$2,172,417	\$190,895	\$1,853	\$2,138,180
<b>NON-REGULAR OFFICERS</b>	17	\$37,871	\$2,228	\$456,416	\$34,445	\$2,026	\$441,977
<b>REGULAR ENLISTED</b>	528	\$332,293	\$629	\$4,468,072	\$346,041	\$641	\$4,514,440
<b>NON-REGULAR ENLISTED</b>	125	\$118,522	\$948	\$1,599,369	\$131,625	\$997	\$1,582,842
<b>PERMANENT DISABLED</b>	17,920	\$26,356,932	\$1,471	\$321,064,004	\$26,418,095	\$1,475	\$321,571,409
<b>REGULAR OFFICERS</b>	2,398	\$7,182,724	\$2,995	\$87,034,142	\$7,210,498	\$3,006	\$87,097,633
<b>NON-REGULAR OFFICERS</b>	1,596	\$3,662,448	\$2,295	\$45,353,410	\$3,702,177	\$2,302	\$45,544,814
<b>REGULAR ENLISTED</b>	12,536	\$13,841,766	\$1,104	\$169,093,820	\$13,848,543	\$1,105	\$169,493,920
<b>NON-REGULAR ENLISTED</b>	1,390	\$1,669,993	\$1,201	\$19,582,633	\$1,656,876	\$1,203	\$19,435,043
<b>TEMPORARY&amp;PERMANENT DISABLED</b>	18,692	\$27,033,165	\$1,446	\$329,760,279	\$27,121,100	\$1,450	\$330,248,848
<b>OFFICERS</b>	4,113	\$11,070,589	\$2,692	\$135,016,385	\$11,138,015	\$2,699	\$135,222,604
<b>ENLISTED</b>	14,579	\$15,962,576	\$1,095	\$194,743,893	\$15,983,085	\$1,096	\$195,026,244
<b>SURVIVORS</b>	104,984	\$115,651,362	\$1,102	\$1,389,280,822	\$115,642,418	\$1,103	\$1,387,728,048
<b>SURVIVOR BENEFIT PLAN (SBP)</b>	86,335	\$107,124,183	\$1,241	\$1,286,865,636	\$107,107,700	\$1,242	\$1,286,359,777
<b>RESERVE SBP (RC-SBP)</b>	2,792	\$1,930,537	\$691	\$22,950,234	\$1,928,138	\$692	\$22,890,601
<b>DEATH ON ACTIVE DUTY</b>	1,829	\$1,684,566	\$921	\$20,297,956	\$1,688,795	\$921	\$20,275,876
<b>ACMSS</b>	185	\$46,223	\$250	\$556,956	\$46,339	\$249	\$556,350
<b>TOTAL SBP</b>	91,141	\$110,785,509	\$1,216	\$1,330,670,781	\$110,770,971	\$1,216	\$1,330,082,603
<b>RSFPP (OLD PLAN)</b>	3,274	\$785,713	\$240	\$9,884,808	\$790,731	\$240	\$9,963,310
<b>SPEC SURV INDEMNITY ALLOWANCE (SSIA)</b>	20,381	\$4,076,200	\$200	\$48,678,100	\$4,073,971	\$200	\$47,635,075
<b>SBP GUARANTEED MIN. INCOME</b>	6	\$3,940	\$657	\$47,133	\$3,940	\$657	\$47,060
<b>GRAND TOTAL</b>	762,655	\$1,651,764,890	\$2,166	\$19,788,960,490	\$1,651,400,772	\$2,166	\$19,761,751,980

EXPENDITURES ARE ESTIMATED BY SETTING CURRENT MONTH EXPENDITURES EQUAL TO THE PREVIOUS MONTH OBLIGATIONS. ACMSS DOLLAR AMOUNTS ARE ESTIMATED. THERE ARE 1,681 SURVIVORS RECEIVING BOTH RSFPP AND SBP. THEY ARE COUNTED IN EACH BENEFIT PLAN, BUT ONLY ONCE IN THE TOTAL SURVIVORS AND IN THE GRAND TOTAL. SSIA SURVIVORS ARE SPLIT BETWEEN 8,138 SURVIVORS WHO ARE ALSO RECEIVING SBP AND 12,243 WHOSE SBP IS FULLY OFFSET BY DIC.

**DOD Obligations and Expenditures for Military Retirees and Survivors as of September 30, 2015**

	NUMBER AT END SEPT - 2015	OBLIGATIONS			EXPENDITURES		
		DOLLARS OBLIGATED IN SEPT - 2015	AVERAGE SEPT - 2015 DOLLARS	FISCAL YEAR SEPT - 2015 DOLLARS	DOLLARS EXPENDED IN SEPT - 2015	AVERAGE SEPT - 2015 DOLLARS	FISCAL YEAR To SEPT - 2015 DOLLARS
<b>TOTAL RETIREES (INCLUDING RESERVE)</b>	1,982,184	\$4,403,059,683	\$2,221	\$52,528,757,437	\$4,397,096,101	\$2,221	\$52,424,890,873
<b>OFFICERS</b>	536,138	\$1,923,689,313	\$3,588	\$22,923,058,243	\$1,919,488,574	\$3,586	\$22,873,657,580
<b>ENLISTED</b>	1,446,046	\$2,479,370,370	\$1,715	\$29,605,699,193	\$2,477,607,527	\$1,715	\$29,551,233,293
<b>NON-DISABLED (INCLUDING RESERVE)</b>	1,869,924	\$4,275,371,528	\$2,286	\$51,005,531,255	\$4,268,920,695	\$2,285	\$50,905,983,605
<b>REGULAR OFFICERS</b>	312,999	\$1,384,909,624	\$4,425	\$16,488,348,681	\$1,381,261,594	\$4,424	\$16,449,298,831
<b>NON-REGULAR OFFICERS</b>	204,510	\$493,590,526	\$2,414	\$5,896,972,917	\$493,033,908	\$2,412	\$5,888,010,272
<b>TOTAL OFFICERS</b>	517,509	\$1,878,500,150	\$3,630	\$22,385,321,598	\$1,874,295,502	\$3,628	\$22,337,309,103
<b>REGULAR ENLISTED</b>	1,049,127	\$2,047,778,193	\$1,952	\$24,513,069,822	\$2,046,783,617	\$1,951	\$24,479,576,065
<b>NON-REGULAR ENLISTED</b>	303,288	\$349,093,184	\$1,151	\$4,107,139,835	\$347,841,576	\$1,150	\$4,089,098,437
<b>TOTAL ENLISTED</b>	1,352,415	\$2,396,871,377	\$1,772	\$28,620,209,657	\$2,394,625,193	\$1,772	\$28,568,674,502
<b>NON-DISABLED (EXCLUDING RESERVE)</b>	1,474,116	\$3,762,016,198	\$2,552	\$44,929,541,222	\$3,756,815,999	\$2,550	\$44,849,744,912
<b>OFFICERS</b>	367,786	\$1,586,930,947	\$4,315	\$18,925,171,519	\$1,583,316,041	\$4,313	\$18,886,811,402
<b>ENLISTED</b>	1,106,330	\$2,175,085,251	\$1,966	\$26,004,369,703	\$2,173,499,957	\$1,965	\$25,962,933,509
<b>RESERVE RETIRED</b>	395,808	\$513,355,330	\$1,297	\$6,075,990,033	\$512,104,697	\$1,296	\$6,056,238,693
<b>NON-REGULAR OFFICERS</b>	149,723	\$291,569,203	\$1,947	\$3,460,150,079	\$290,979,461	\$1,945	\$3,450,497,700
<b>NON-REGULAR ENLISTED</b>	246,085	\$221,786,127	\$901	\$2,615,839,954	\$221,125,236	\$901	\$2,605,740,993
<b>TEMPORARY DISABLED</b>	8,976	\$8,068,828	\$899	\$117,496,303	\$8,422,037	\$910	\$120,285,585
<b>REGULAR OFFICERS</b>	819	\$1,578,858	\$1,928	\$19,185,324	\$1,577,846	\$1,913	\$19,187,083
<b>NON-REGULAR OFFICERS</b>	242	\$611,452	\$2,527	\$8,602,530	\$659,299	\$2,526	\$8,737,024
<b>REGULAR ENLISTED</b>	6,722	\$4,748,178	\$706	\$71,687,294	\$4,979,962	\$721	\$73,756,218
<b>NON-REGULAR ENLISTED</b>	1,193	\$1,130,340	\$947	\$18,021,155	\$1,204,931	\$959	\$18,605,260
<b>PERMANENT DISABLED</b>	103,284	\$119,619,327	\$1,158	\$1,405,729,879	\$119,753,369	\$1,167	\$1,398,621,683
<b>REGULAR OFFICERS</b>	10,018	\$27,658,084	\$2,761	\$327,361,177	\$27,593,247	\$2,770	\$326,235,296
<b>NON-REGULAR OFFICERS</b>	7,550	\$15,340,769	\$2,032	\$182,587,614	\$15,362,681	\$2,036	\$182,189,074
<b>REGULAR ENLISTED</b>	70,204	\$63,786,852	\$909	\$748,577,546	\$63,828,286	\$916	\$744,865,585
<b>NON-REGULAR ENLISTED</b>	15,512	\$12,833,622	\$827	\$147,203,541	\$12,969,155	\$842	\$145,331,727
<b>TEMPORARY&amp;PERMANENT DISABLED</b>	112,260	\$127,688,155	\$1,137	\$1,523,226,182	\$128,175,406	\$1,146	\$1,518,907,268
<b>OFFICERS</b>	18,629	\$45,189,163	\$2,426	\$537,736,645	\$45,193,072	\$2,430	\$536,348,477
<b>ENLISTED</b>	93,631	\$82,498,992	\$881	\$985,489,536	\$82,982,334	\$890	\$982,558,791
<b>SURVIVORS</b>	325,889	\$329,804,248	\$1,012	\$3,962,926,920	\$329,859,478	\$1,013	\$3,958,615,741
<b>SURVIVOR BENEFIT PLAN (SBP)</b>	261,508	\$300,206,203	\$1,148	\$3,608,589,261	\$300,242,064	\$1,149	\$3,607,835,120
<b>RESERVE SBP (RC-SBP)</b>	11,405	\$6,851,463	\$601	\$81,830,784	\$6,847,484	\$601	\$81,695,376
<b>DEATH ON ACTIVE DUTY</b>	10,385	\$8,347,560	\$804	\$100,012,877	\$8,357,047	\$803	\$99,756,481
<b>ACMSS</b>	694	\$173,488	\$250	\$2,078,577	\$173,685	\$248	\$2,073,248
<b>TOTAL SBP</b>	283,992	\$315,578,714	\$1,111	\$3,792,511,498	\$315,620,280	\$1,112	\$3,791,360,225
<b>RSFPP (OLD PLAN)</b>	6,598	\$1,539,755	\$233	\$19,369,195	\$1,549,920	\$233	\$19,526,938
<b>SPEC SURV INDEMNITY ALLOWANCE (SSIA)</b>	63,181	\$12,636,200	\$200	\$150,401,500	\$12,621,583	\$200	\$147,075,700
<b>SBP GUARANTEED MIN. INCOME</b>	75	\$49,580	\$661	\$644,727	\$50,299	\$662	\$652,878
<b>GRAND TOTAL</b>	2,308,073	\$4,732,863,931	\$2,051	\$56,491,684,357	\$4,726,955,579	\$2,050	\$56,383,506,614

EXPENDITURES ARE ESTIMATED BY SETTING CURRENT MONTH EXPENDITURES EQUAL TO THE PREVIOUS MONTH OBLIGATIONS. ACMSS DOLLAR AMOUNTS ARE ESTIMATED. THERE ARE 3,575 SURVIVORS RECEIVING BOTH RSFPP AND SBP. THEY ARE COUNTED IN EACH BENEFIT PLAN, BUT ONLY ONCE IN THE TOTAL SURVIVORS AND IN THE GRAND TOTAL. SSIA SURVIVORS ARE SPLIT BETWEEN 24,383 SURVIVORS WHO ARE ALSO RECEIVING SBP AND 38,798 WHOSE SBP IS FULLY OFFSET BY DIC.





## Number of Military Retirees as of September 30, 2015 (Payment in Thousands)

Mailing Address	----- OFFICERS -----									----- ENLISTED -----					
	----- DOD -----			NON-DISABLED & RESERVE			----- DISABLED -----			NON-DISABLED & RESERVE			----- DISABLED -----		
	Number Retired	Paid By DOD	Monthly Payment	Number Retired	Paid By DOD	Monthly Payment	Number Retired	Paid By DOD	Monthly Payment	Number Retired	Paid By DOD	Monthly Payment	Number Retired	Paid By DOD	Monthly Payment
ALABAMA	60,417	56,895	123,851	15,775	15,721	55,956	593	528	1,304	38,541	38,088	64,270	5,508	2,558	2,321
ALASKA	10,601	9,809	21,805	2,171	2,164	7,887	109	96	217	7,252	7,056	13,227	1,069	493	475
ARIZONA	56,239	52,698	118,732	13,679	13,646	49,488	545	457	1,156	36,819	36,349	66,183	5,196	2,246	1,905
ARKANSAS	25,817	23,969	46,828	4,879	4,869	15,528	195	157	351	17,865	17,697	29,809	2,878	1,246	1,139
CALIFORNIA	160,640	148,210	334,500	39,051	38,954	139,926	1,758	1,506	3,744	103,590	101,235	184,930	16,241	6,515	5,901
COLORADO	52,577	49,136	125,382	17,226	17,207	67,195	714	602	1,483	29,323	28,924	54,714	5,314	2,403	1,990
CONNECTICUT	10,319	9,469	18,674	2,806	2,804	8,247	174	154	298	6,076	6,027	9,753	1,263	484	376
DELAWARE	8,943	8,515	16,963	1,628	1,628	5,206	60	45	122	6,599	6,537	11,329	656	305	306
DIST OF COLUMBIA	2,489	2,231	5,903	906	902	3,763	62	45	97	1,209	1,158	1,946	312	126	98
FLORIDA	195,523	183,883	434,299	50,560	50,379	191,041	2,084	1,813	4,927	125,818	124,108	231,134	17,061	7,583	7,197
GEORGIA	96,276	89,446	193,881	19,078	19,028	67,686	917	777	1,851	65,818	65,222	119,936	10,463	4,419	4,409
GUAM, MI	2,008	1,887	3,739	202	202	734	6	6	14	1,617	1,609	2,933	183	70	58
HAWAII	17,600	16,572	39,921	4,885	4,873	18,779	191	154	402	11,222	10,963	20,167	1,302	582	572
IDAHO	13,921	13,077	27,209	3,139	3,133	10,547	134	115	263	9,273	9,203	15,871	1,375	626	527
ILLINOIS	37,078	33,874	70,203	8,570	8,553	28,452	355	297	680	23,213	22,977	39,664	4,940	2,047	1,407
INDIANA	26,111	23,661	42,558	4,783	4,777	14,195	270	238	487	17,104	16,985	26,642	3,954	1,661	1,233
IOWA	13,071	12,092	21,083	2,653	2,651	7,511	100	79	160	8,652	8,596	12,907	1,666	766	505
KANSAS	21,980	20,566	44,685	5,766	5,759	20,327	231	198	480	13,614	13,527	22,955	2,369	1,082	923
KENTUCKY	28,694	26,425	53,152	5,292	5,287	17,416	277	233	567	19,293	19,149	33,564	3,832	1,756	1,604
LOUISIANA	26,682	24,456	50,196	4,935	4,927	16,327	222	186	435	18,112	17,937	32,115	3,413	1,406	1,319
MAINE	12,040	11,164	21,796	2,458	2,456	8,070	108	95	216	8,247	8,150	13,108	1,227	463	403
MARYLAND	55,046	51,425	127,413	16,432	16,278	63,859	655	557	1,321	33,812	32,897	60,772	4,147	1,693	1,462
MASSACHUSETTS	18,700	16,912	31,646	5,438	5,434	15,610	300	240	504	10,496	10,332	14,853	2,466	906	679
MICHIGAN	30,048	26,724	47,599	5,651	5,648	16,560	278	220	455	19,039	18,887	29,290	5,080	1,969	1,294
MINNESOTA	19,049	17,521	30,141	4,529	4,523	12,239	203	166	319	11,986	11,898	16,979	2,331	934	604
MISSISSIPPI	27,774	26,101	49,806	4,620	4,610	14,685	214	182	411	20,293	20,090	33,491	2,647	1,219	1,219
MISSOURI	38,415	35,407	68,927	7,424	7,413	23,706	379	322	757	25,906	25,682	42,811	4,706	1,990	1,653
MONTANA	9,315	8,730	17,863	2,189	2,187	7,420	118	101	202	6,077	6,036	9,920	931	406	321
NEBRASKA	14,612	13,740	30,990	3,728	3,726	13,723	111	92	181	9,537	9,445	16,705	1,236	477	381
NEVADA	28,983	27,501	60,925	5,864	5,846	21,314	223	193	467	20,714	20,472	38,202	2,182	990	943
NEW HAMPSHIRE	9,589	8,928	19,869	3,075	3,071	10,564	116	86	178	5,508	5,402	8,840	890	369	287
NEW JERSEY	19,661	17,773	32,346	4,760	4,748	12,987	245	205	456	11,921	11,725	18,079	2,735	1,095	825
NEW MEXICO	21,335	19,999	46,344	5,531	5,518	20,628	199	161	377	13,741	13,531	24,605	1,864	789	733
NEW YORK	39,832	35,430	60,382	8,458	8,448	22,999	541	445	872	24,262	24,068	34,866	6,571	2,469	1,645
NORTH CAROLINA	94,619	88,463	200,503	19,671	19,639	73,274	890	764	1,886	64,009	63,588	120,555	10,049	4,472	4,788
NORTH DAKOTA	5,368	5,075	9,303	721	720	2,199	30	23	54	4,183	4,164	6,912	434	168	138
OHIO	46,967	42,647	85,863	10,808	10,792	36,064	438	367	758	29,229	28,830	47,220	6,492	2,658	1,821
OKLAHOMA	36,431	33,696	68,530	6,773	6,760	22,218	344	285	646	25,409	25,127	44,240	3,905	1,524	1,426
OREGON	21,141	19,151	38,919	5,488	5,476	17,506	253	209	461	12,595	12,442	20,205	2,805	1,024	748
PENNSYLVANIA	51,597	47,489	92,098	12,468	12,436	40,496	582	486	1,082	32,259	31,947	48,577	6,288	2,620	1,943
PUERTO RICO	11,722	10,124	12,257	1,125	1,124	2,571	86	66	128	8,130	8,014	8,828	2,381	920	731
RHODE ISLAND	5,435	5,033	11,091	1,782	1,780	6,185	74	62	170	3,027	2,979	4,555	552	212	181
SOUTH CAROLINA	59,441	56,042	120,090	12,249	12,225	44,104	537	444	1,123	41,395	40,973	72,529	5,260	2,400	2,335
SOUTH DAKOTA	8,268	7,806	15,729	1,726	1,724	5,661	66	53	113	5,817	5,766	9,724	659	263	231
TENNESSEE	55,321	51,540	106,709	11,543	11,517	39,086	456	369	854	37,261	37,000	64,294	6,061	2,654	2,475
TEXAS	206,130	191,191	443,637	48,882	48,775	185,307	2,406	2,048	5,232	131,419	130,088	243,703	23,423	10,280	9,395
UTAH	16,963	16,000	33,558	4,751	4,748	15,856	197	162	397	10,593	10,444	16,803	1,422	646	502
VERMONT	3,851	3,550	6,471	934	933	2,842	43	37	79	2,426	2,399	3,397	448	181	152
VIRGINIA	155,789	149,204	435,274	60,805	60,508	265,854	1,603	1,427	3,981	84,687	83,333	161,412	8,694	3,936	4,028
VIRGIN ISLANDS	446	418	740	90	90	280	4	4	8	309	306	440	43	18	12
WASHINGTON	73,538	69,112	157,048	18,518	18,475	66,773	726	616	1,449	47,943	47,356	86,342	6,351	2,665	2,484
WEST VIRGINIA	11,108	10,130	18,741	1,768	1,762	5,565	88	74	164	7,756	7,678	12,508	1,496	616	503
WISCONSIN	21,524	19,811	34,808	4,643	4,639	12,918	203	170	355	13,887	13,823	20,696	2,791	1,179	839
WYOMING	5,528	5,194	10,595	1,158	1,157	3,879	64	51	101	3,837	3,810	6,476	469	176	139
OTHER	27,202	26,282	61,484	4,867	4,859	19,289	183	161	397	20,493	20,386	40,886	1,659	876	913
<b>TOTAL</b>	<b>2,129,774</b>	<b>1,982,184</b>	<b>\$4,403,060</b>	<b>518,911</b>	<b>517,509</b>	<b>\$1,878,500</b>	<b>21,960</b>	<b>18,629</b>	<b>\$45,189</b>	<b>1,369,213</b>	<b>1,352,415</b>	<b>\$2,396,871</b>	<b>219,690</b>	<b>93,631</b>	<b>\$82,499</b>

## Number of Military Retirees Age 65+ as of September 30, 2015 (Payment in Thousands)

Mailing Address	DOD			OFFICERS						ENLISTED					
	Number Retired	Paid By DOD	Monthly Payment	NON-DISABLED & RESERVE			DISABLED			NON-DISABLED & RESERVE			DISABLED		
				Number Retired	Paid By DOD	Monthly Payment	Number Retired	Paid By DOD	Monthly Payment	Number Retired	Paid By DOD	Monthly Payment	Number Retired	Paid By DOD	Monthly Payment
ALABAMA	29,874	28,749	61,237	8,909	8,855	29,668	213	196	571	19,486	19,059	30,269	1,266	639	729
ALASKA	3,485	3,203	7,265	982	975	3,375	18	15	43	2,341	2,153	3,782	144	60	65
ARIZONA	29,847	28,495	67,876	9,641	9,609	34,437	284	248	749	18,405	17,953	31,901	1,517	685	789
ARKANSAS	14,548	13,910	27,827	3,525	3,515	10,834	76	66	195	10,133	9,974	16,366	814	355	433
CALIFORNIA	86,096	80,763	191,763	27,463	27,366	95,384	1,005	915	2,720	52,474	50,154	90,787	5,154	2,328	2,872
COLORADO	23,034	22,043	59,511	9,382	9,363	35,574	304	272	822	12,328	11,939	22,566	1,020	469	548
CONNECTICUT	5,720	5,379	10,064	1,973	1,971	5,176	90	84	177	3,216	3,167	4,577	441	157	134
DELAWARE	4,506	4,361	8,929	1,200	1,200	3,676	23	17	62	3,130	3,071	5,095	153	73	96
DIST OF COLUMBIA	1,305	1,179	2,929	442	438	1,726	27	20	65	727	679	1,087	109	42	50
FLORIDA	96,681	92,291	230,119	32,791	32,616	120,343	1,048	956	3,115	58,039	56,375	103,679	4,803	2,344	2,984
GEORGIA	39,418	37,831	85,752	11,376	11,326	38,824	309	279	804	25,757	25,195	44,785	1,976	1,031	1,340
GUAM, MI	765	735	1,471	100	100	343	2	2	3	621	613	1,105	42	20	20
HAWAII	8,157	7,711	18,026	2,746	2,734	9,616	72	60	204	5,018	4,766	8,009	321	151	196
IDAHO	7,324	7,032	14,787	2,134	2,129	6,848	62	53	141	4,777	4,711	7,643	351	139	156
ILLINOIS	16,436	15,283	30,738	5,035	5,019	14,846	139	122	330	9,763	9,538	15,102	1,499	604	461
INDIANA	12,672	11,889	21,365	3,171	3,166	8,759	105	90	207	8,382	8,271	12,061	1,014	362	338
IOWA	6,727	6,380	10,484	1,739	1,737	4,338	35	28	72	4,507	4,456	5,958	446	159	116
KANSAS	10,432	10,070	21,333	3,278	3,271	10,445	88	80	243	6,584	6,502	10,400	482	217	244
KENTUCKY	12,900	12,251	24,790	3,209	3,204	9,791	94	83	243	8,717	8,580	14,303	880	384	453
LOUISIANA	13,170	12,498	25,958	3,288	3,281	10,232	74	70	189	8,925	8,757	15,098	883	390	439
MAINE	6,885	6,541	12,686	1,705	1,703	5,348	54	51	128	4,736	4,644	7,051	390	143	159
MARYLAND	20,864	19,274	48,945	8,158	8,012	29,613	241	223	643	11,494	10,627	18,244	971	412	445
MASSACHUSETTS	11,697	10,874	19,193	3,917	3,913	10,162	160	132	304	6,652	6,494	8,429	968	335	298
MICHIGAN	14,580	13,431	23,334	3,644	3,641	9,702	108	89	212	9,348	9,212	13,069	1,480	489	351
MINNESOTA	10,699	10,094	16,567	3,152	3,146	7,770	75	66	167	6,710	6,625	8,449	762	257	182
MISSISSIPPI	14,613	14,045	26,595	3,107	3,097	9,205	83	73	211	10,714	10,520	16,723	709	355	456
MISSOURI	19,169	18,217	35,516	4,888	4,877	14,617	162	141	395	12,909	12,702	19,969	1,210	497	534
MONTANA	4,924	4,715	9,699	1,490	1,488	4,843	56	51	124	3,105	3,065	4,622	273	111	110
NEBRASKA	6,578	6,279	14,214	2,016	2,014	7,025	37	31	82	4,194	4,108	6,976	331	126	130
NEVADA	14,426	13,881	32,398	3,890	3,874	13,788	103	92	285	9,813	9,582	17,912	620	333	412
NEW HAMPSHIRE	5,742	5,446	12,039	2,090	2,086	6,858	46	36	89	3,328	3,223	4,981	278	101	111
NEW JERSEY	11,392	10,576	18,560	3,495	3,483	8,780	119	103	261	6,804	6,610	9,207	974	380	312
NEW MEXICO	10,806	10,241	24,790	3,596	3,583	13,174	92	76	223	6,560	6,357	11,135	558	225	257
NEW YORK	21,148	19,544	30,470	5,725	5,716	13,533	234	194	424	13,134	12,951	16,073	2,055	683	440
NORTH CAROLINA	40,759	39,306	92,738	12,081	12,049	43,368	332	309	917	26,300	25,918	47,004	2,046	1,030	1,449
NORTH DAKOTA	2,265	2,166	3,679	459	458	1,230	16	12	27	1,682	1,665	2,390	108	31	33
OHIO	22,399	20,816	41,224	6,419	6,403	19,677	162	138	348	14,037	13,647	20,689	1,781	628	510
OKLAHOMA	17,603	16,779	34,461	4,409	4,396	13,558	126	112	308	12,173	11,899	20,120	895	372	476
OREGON	12,568	11,854	24,667	4,075	4,064	12,496	136	117	314	7,473	7,325	11,541	884	348	316
PENNSYLVANIA	27,658	26,053	48,577	8,140	8,108	24,053	263	229	611	17,242	16,944	23,260	2,013	772	653
PUERTO RICO	6,591	6,093	6,788	784	783	1,607	13	9	19	5,214	5,124	5,009	580	177	153
RHODE ISLAND	3,316	3,145	6,414	1,183	1,181	3,641	40	34	111	1,909	1,861	2,601	184	69	62
SOUTH CAROLINA	30,252	29,210	64,467	8,197	8,173	28,624	246	213	684	20,540	20,141	34,318	1,269	683	841
SOUTH DAKOTA	4,171	4,003	7,894	1,121	1,119	3,470	22	22	54	2,841	2,792	4,304	187	70	66
TENNESSEE	27,341	26,229	54,203	7,199	7,173	23,030	174	153	429	18,470	18,221	29,926	1,498	682	818
TEXAS	93,869	90,186	223,251	30,818	30,716	114,373	944	831	2,650	57,798	56,524	103,671	4,309	2,115	2,556
UTAH	8,997	8,652	17,993	3,255	3,252	10,287	77	70	207	5,314	5,173	7,325	351	157	174
VERMONT	2,337	2,226	3,792	657	656	1,868	21	19	50	1,533	1,508	1,840	126	43	34
VIRGINIA	58,239	55,794	115,329	28,373	28,088	122,136	598	549	2,014	27,413	26,139	49,712	1,855	1,018	1,467
VIRGIN ISLANDS	222	209	330	57	57	156	2	2	4	145	142	165	18	8	5
WASHINGTON	35,325	33,911	81,688	12,147	12,107	42,409	307	278	829	21,318	20,742	37,437	1,553	784	1,013
WEST VIRGINIA	5,932	5,538	10,136	1,187	1,181	3,551	29	24	66	4,216	4,146	6,325	500	187	194
WISCONSIN	11,172	10,555	17,217	3,089	3,089	7,514	90	79	173	7,106	7,049	9,265	883	338	265
WYOMING	2,651	2,549	5,164	758	757	2,385	23	20	51	1,751	1,724	2,685	119	48	43
OTHER	9,686	9,380	21,883	1,814	1,806	6,763	63	55	158	7,346	7,250	14,644	463	269	317
<b>TOTAL</b>	<b>1,019,973</b>	<b>969,865</b>	<b>\$2,189,126</b>	<b>319,483</b>	<b>318,124</b>	<b>\$1,094,848</b>	<b>9,322</b>	<b>8,289</b>	<b>\$24,526</b>	<b>634,652</b>	<b>618,567</b>	<b>\$1,041,645</b>	<b>56,516</b>	<b>24,885</b>	<b>\$28,108</b>

## Number of Military Retirees Receiving Concurrent Receipt by State as of September 30, 2015

STATE	TOTAL				NON-DISABILITY				DISABILITY				RESERVE			
	CRDP		CRSC		CRDP		CRSC		CRDP		CRSC		CRDP		CRSC	
	Number Retired	Monthly Pmt (\$000)	Number Retired	Monthly Pmt (\$000)	Number Retired	Monthly Pmt (\$000)	Number Retired	Monthly Pmt (\$000)	Number Retired	Monthly Pmt (\$000)	Number Retired	Monthly Pmt (\$000)	Number Retired	Monthly Pmt (\$000)	Number Retired	Monthly Pmt (\$000)
ALABAMA	14,346	22,716	3,183	3,230	12,575	20,429	1,902	2,341	568	1,026	835	526	1,203	1,261	446	363
ALASKA	3,559	5,347	262	212	3,328	4,991	139	140	136	223	111	62	95	133	12	10
ARIZONA	10,963	16,901	2,217	2,224	9,946	15,434	1,330	1,664	402	721	703	388	615	746	184	172
ARKANSAS	5,858	9,376	1,191	1,227	4,981	8,191	636	859	248	463	424	235	629	722	131	133
CALIFORNIA	36,474	57,685	5,845	6,605	33,289	52,902	3,387	4,913	1,306	2,405	1,900	1,092	1,879	2,378	558	600
COLORADO	12,693	20,075	2,464	2,323	11,757	18,617	1,245	1,572	464	849	1,076	613	472	609	143	138
CONNECTICUT	1,251	1,847	263	177	1,035	1,565	76	93	73	122	145	50	143	160	42	34
DELAWARE	1,577	2,334	305	309	1,389	2,071	191	229	73	123	66	39	115	140	48	41
DIST OF COLUMBIA	438	673	79	55	382	599	36	37	13	21	37	14	43	53	6	4
FLORIDA	41,508	65,398	8,131	8,377	37,736	59,535	5,301	6,542	1,848	3,408	2,109	1,172	1,924	2,455	721	663
GEORGIA	26,049	42,323	4,424	4,804	23,798	38,862	2,778	3,665	1,092	2,083	1,316	854	1,159	1,378	330	285
GUAM, MI	536	847	145	187	494	794	90	149	11	16	31	17	31	37	24	21
HAWAII	3,916	6,199	601	661	3,592	5,712	337	484	136	271	187	126	188	216	77	51
IDAHO	2,739	4,189	563	428	2,455	3,769	278	278	111	203	227	110	173	217	58	40
ILLINOIS	6,451	9,803	1,128	830	5,751	8,843	416	488	226	403	566	225	474	557	146	117
INDIANA	4,462	6,619	1,175	875	3,760	5,736	475	516	154	267	488	229	548	616	212	130
IOWA	2,059	2,996	515	343	1,736	2,597	174	179	59	105	242	100	264	294	99	64
KANSAS	4,226	6,584	933	786	3,806	5,956	465	484	177	324	372	224	243	304	96	78
KENTUCKY	7,222	11,378	1,645	1,568	6,444	10,257	872	1,097	335	614	643	364	443	507	130	107
LOUISIANA	6,477	10,404	1,341	1,490	5,719	9,282	786	1,126	307	583	420	232	451	539	135	132
MAINE	2,459	3,828	462	430	2,068	3,292	209	277	103	190	184	94	288	346	69	59
MARYLAND	12,746	19,980	1,302	1,258	11,859	18,648	693	836	361	696	453	256	526	636	156	166
MASSACHUSETTS	2,441	3,756	766	690	1,787	2,915	241	352	124	235	347	157	530	606	178	181
MICHIGAN	4,621	6,999	1,290	962	3,879	6,050	425	497	149	274	667	306	593	675	198	159
MINNESOTA	3,100	4,596	875	676	2,408	3,733	307	374	104	188	359	148	588	675	209	154
MISSISSIPPI	5,317	7,989	962	911	4,420	6,841	528	616	250	437	305	184	647	711	129	111
MISSOURI	7,878	12,408	1,522	1,435	6,930	11,050	754	958	326	602	594	336	622	756	174	141
MONTANA	1,947	2,868	414	378	1,675	2,508	199	237	68	121	161	94	204	239	54	47
NEBRASKA	3,584	5,450	458	389	3,240	4,992	241	275	98	175	152	58	246	283	65	56
NEVADA	6,566	10,518	959	1,125	6,061	9,719	634	892	223	416	252	161	282	383	73	72
NEW HAMPSHIRE	1,446	2,202	377	339	1,223	1,885	190	230	61	114	127	64	162	203	60	45
NEW JERSEY	2,789	4,351	833	835	2,200	3,584	343	531	133	241	345	150	456	526	145	154
NEW MEXICO	4,791	7,542	903	1,015	4,251	6,807	523	739	157	296	288	184	383	439	92	92
NEW YORK	5,544	8,268	1,740	1,179	4,370	6,806	509	544	251	448	922	380	923	1,014	309	255
NORTH CAROLINA	27,894	46,217	6,147	7,369	25,401	42,402	4,031	5,795	1,241	2,431	1,667	1,180	1,252	1,384	449	394
NORTH DAKOTA	1,155	1,662	145	106	1,022	1,498	63	63	37	63	44	19	96	101	38	24
OHIO	7,477	11,191	1,706	1,167	6,639	10,077	643	648	271	463	868	382	567	651	195	137
OKLAHOMA	11,210	18,266	1,871	2,321	9,945	16,485	1,088	1,731	349	666	589	369	916	1,115	194	221
OREGON	3,914	6,057	989	945	3,342	5,276	445	612	139	249	405	193	433	532	139	140
PENNSYLVANIA	7,371	11,204	1,735	1,287	6,094	9,541	659	742	321	585	799	332	956	1,078	277	213
PUERTO RICO	2,225	3,176	636	394	1,298	2,234	134	163	143	262	403	171	784	680	99	60
RHODE ISLAND	826	1,265	159	135	650	1,041	52	70	46	89	71	28	130	135	36	37
SOUTH CAROLINA	14,699	23,476	3,047	3,534	12,932	21,154	1,822	2,673	592	1,094	795	480	1,175	1,228	430	381
SOUTH DAKOTA	1,754	2,561	260	201	1,534	2,259	139	139	58	103	84	34	162	199	37	28
TENNESSEE	13,301	21,278	2,594	2,770	11,719	19,105	1,387	1,966	542	998	935	586	1,040	1,175	272	218
TEXAS	61,688	102,124	10,147	10,897	56,717	94,253	5,585	7,867	2,362	4,598	3,893	2,400	2,609	3,273	669	630
UTAH	3,184	4,744	500	426	2,773	4,203	213	256	99	171	222	106	312	370	65	64
VERMONT	537	826	128	107	397	656	41	56	16	29	66	35	124	141	21	16
VIRGINIA	39,594	62,364	3,714	4,012	37,481	58,982	2,517	3,166	1,201	2,203	953	599	912	1,179	244	247
VIRGIN ISLANDS	89	122	6	6	78	110	1	4	1	2	2	0	10	10	3	2
WASHINGTON	18,059	28,126	2,970	3,354	16,718	26,040	1,833	2,542	605	1,103	927	602	736	983	210	210
WEST VIRGINIA	2,360	3,646	613	603	1,968	3,137	292	398	95	173	231	125	297	336	90	80
WISCONSIN	3,589	5,357	1,081	743	3,003	4,589	323	351	139	250	494	213	447	518	264	179
WYOMING	1,148	1,685	142	123	1,032	1,542	74	80	33	54	50	27	83	89	18	16
OTHER	6,525	10,416	747	652	6,221	9,880	474	505	230	441	263	140	74	95	10	7
<b>TOTAL</b>	<b>486,632</b>	<b>\$770,212</b>	<b>88,610</b>	<b>\$89,485</b>	<b>437,308</b>	<b>\$699,436</b>	<b>48,526</b>	<b>\$64,041</b>	<b>18,667</b>	<b>\$34,690</b>	<b>30,815</b>	<b>\$17,265</b>	<b>30,657</b>	<b>\$36,086</b>	<b>9,269</b>	<b>\$8,179</b>



## Number of Military Retirees by Country\* as of September 30, 2015 (Payment in Thousands)

Country	----- DOD -----			----- ARMY -----			----- NAVY -----			----- MARINES -----			----- AIR FORCE -----			----- COAST GUARD -----	
	Number Retired	Paid By DOD	Monthly Payment	Number Retired	Paid By DOD	Monthly Payment	Number Retired	Paid By DOD	Monthly Payment	Number Retired	Paid By DOD	Monthly Payment	Number Retired	Paid By DOD	Monthly Payment	Number Retired	Paid By DHS
Afghanistan	1	1	2	1	1	2	0	0	0	0	0	0	0	0	0	0	0
Albania	2	1	2	1	0	0	1	1	2	0	0	0	0	0	0	0	0
American Samoa	330	305	477	234	211	307	53	51	87	23	23	47	20	20	36	2	1
Antigua and Barbuda	3	3	4	1	1	2	2	2	2	0	0	0	0	0	0	0	0
Argentina	12	12	33	3	3	5	5	5	21	0	0	0	4	4	7	0	0
Aruba	1	1	1	0	0	0	1	1	1	0	0	0	0	0	0	0	0
Australia	520	513	1,259	88	85	213	206	204	497	35	35	90	191	189	458	5	5
Austria	39	35	98	20	16	45	7	7	20	1	1	2	11	11	31	2	2
Bahamas, The	12	12	32	3	3	8	6	6	16	1	1	2	2	2	6	0	0
Bahrain	122	122	303	23	23	57	65	65	172	7	7	14	27	27	60	0	0
Barbados	5	5	8	1	1	1	2	2	2	1	1	2	1	1	3	0	0
Belarus	3	3	7	2	2	5	0	0	0	0	0	0	1	1	2	0	0
Belgium	254	251	793	131	129	426	30	30	82	3	3	13	90	89	273	0	0
Belize	18	17	35	10	9	21	4	4	7	0	0	0	4	4	7	0	0
Bermuda	12	12	35	3	3	9	8	8	18	1	1	7	0	0	0	0	0
Bolivia	7	7	13	2	2	4	2	2	4	0	0	0	3	3	5	0	0
Bosnia and Herzegovina	1	1	2	1	1	2	0	0	0	0	0	0	0	0	0	0	0
Brazil	29	26	66	13	11	24	7	6	15	0	0	0	9	9	27	1	1
British Indian Ocean Terr.	8	8	17	0	0	0	5	5	9	0	0	0	3	3	8	0	0
British Virgin Islands	1	1	1	1	1	1	0	0	0	0	0	0	0	0	0	0	0
Bulgaria	2	1	2	1	0	0	0	0	0	0	0	0	1	1	2	0	0
Burkina Faso	1	0	0	1	0	0	0	0	0	0	0	0	0	0	0	0	0
Cambodia	2	2	5	1	1	4	0	0	0	0	0	0	1	1	1	0	0
Canada	604	545	1,141	171	149	303	185	170	361	59	41	83	189	185	394	13	13
Cape Verde	1	1	1	0	0	0	0	0	0	1	1	1	0	0	0	0	0
Cayman Islands	4	4	9	1	1	2	0	0	0	1	1	0	2	2	7	1	1
Chile	19	17	46	5	5	15	4	4	8	3	2	6	7	6	17	0	0
China	7	6	14	4	3	6	2	2	5	0	0	0	1	1	3	0	0
Colombia	50	46	111	30	28	65	3	3	10	4	2	4	13	13	32	1	1
Cook Islands	2	2	5	0	0	0	0	0	0	1	1	2	1	1	3	0	0
Costa Rica	72	65	129	27	24	48	17	15	26	5	4	8	23	22	47	2	2
Croatia	8	7	28	5	4	16	0	0	0	2	2	8	1	1	4	0	0
Cuba	77	75	169	5	5	15	55	54	127	1	1	2	16	15	25	0	0
Cyprus	8	7	19	4	3	8	0	0	0	3	3	9	1	1	2	0	0
Czech Republic	10	9	19	5	4	11	1	1	1	0	0	0	4	4	7	0	0
Denmark	36	34	81	11	10	23	3	3	5	2	1	2	20	20	51	0	0
Djibouti	1	1	2	0	0	0	0	0	0	1	1	2	0	0	0	0	0
Dominican Republic	22	21	42	14	13	27	5	5	0	0	0	0	3	3	7	0	0
Ecuador	37	35	85	22	20	53	7	7	12	2	2	4	6	6	17	0	0
Egypt	33	32	86	14	13	38	12	12	30	0	0	0	7	7	18	0	0
El Salvador	14	14	36	7	7	21	4	4	9	1	1	2	2	2	4	0	0
Estonia	4	4	16	2	2	9	1	1	4	0	0	0	1	1	2	0	0
Ethiopia	1	1	1	0	0	0	0	0	0	1	1	1	0	0	0	0	0
Fed. States Of Micronesia	26	17	30	19	11	13	4	4	5	2	1	8	1	1	4	0	0
Finland	21	20	50	4	4	9	4	3	6	6	6	16	7	7	20	1	1
France	155	153	441	74	72	205	31	31	99	3	3	11	47	47	126	1	1
Georgia	0	0	0	0	0	0	0	0	0	0	0	0	0	0	0	1	1
Germany	7,663	7,428	18,309	5,014	4,832	11,445	290	289	872	85	81	275	2,274	2,226	5,716	11	9
Ghana	6	5	10	4	4	7	1	0	0	1	1	3	0	0	0	0	0
Greece	179	174	408	32	31	63	55	53	118	5	3	9	87	87	218	0	0
Greenland	3	3	10	0	0	0	0	0	0	0	0	0	3	3	10	0	0
Grenada	3	3	3	2	2	2	1	1	2	0	0	0	0	0	0	1	1
Guam	2,008	1,887	3,739	770	690	1,306	663	644	1,329	83	73	169	492	480	935	37	36
Guatemala	16	15	42	7	6	16	1	1	4	1	1	5	7	7	18	0	0
Guyana	1	1	1	0	0	0	1	1	1	0	0	0	0	0	0	0	0
Haiti	3	2	4	2	1	3	0	0	0	0	0	0	1	1	1	0	0
Honduras	63	60	130	43	40	90	5	5	9	2	2	6	13	13	25	0	0
Hong Kong	31	30	97	6	5	20	11	11	36	0	0	0	14	14	41	0	0
Hungary	27	25	53	18	16	34	3	3	8	1	1	2	5	5	9	0	0
Iceland	19	16	40	2	0	0	10	10	24	1	1	2	6	5	14	0	0
India	5	2	11	5	2	11	0	0	0	0	0	0	0	0	0	0	0
Indonesia	24	23	65	7	7	22	9	9	25	2	1	2	6	6	15	0	0
Ireland	80	77	175	25	25	58	20	20	43	8	6	15	27	26	59	2	1
Israel	53	53	130	27	27	75	8	8	17	2	2	3	16	16	34	0	0
Italy	1,116	1,080	2,840	376	358	979	336	332	872	32	29	97	372	361	893	5	4

\*Excludes the United States. Includes U.S. Territories.  
Coast Guard pay is not available to DoD Office of the Actuary.

## Number of Military Retirees by Country\* as of September 30, 2015 (Payment in Thousands)

Country	----- DOD -----			----- ARMY -----			----- NAVY -----			----- MARINES -----			----- AIR FORCE -----			----- COAST GUARD -----	
	Number Retired	Paid By DOD	Monthly Payment	Number Retired	Paid By DOD	Monthly Payment	Number Retired	Paid By DOD	Monthly Payment	Number Retired	Paid By DOD	Monthly Payment	Number Retired	Paid By DOD	Monthly Payment	Number Retired	Paid By DHS
Jamaica	8	6	10	2	2	2	1	1	1	3	1	2	2	2	5	0	0
Japan	3,323	3,248	7,821	346	333	829	1,209	1,187	2,789	660	651	1,719	1,108	1,077	2,484	7	7
Jordan	14	14	39	4	4	7	2	2	6	2	2	5	6	6	21	0	0
Kenya	10	9	29	6	5	22	3	3	6	1	1	2	0	0	0	0	0
Kuwait	155	152	309	96	93	192	27	27	51	9	9	16	23	23	50	0	0
Latvia	3	3	13	3	3	13	0	0	0	0	0	0	0	0	0	0	0
Lithuania	6	6	17	2	2	5	1	1	4	1	1	2	2	2	6	0	0
Luxembourg	14	14	35	1	1	5	0	0	0	0	0	0	13	13	30	0	0
Macau	2	2	6	2	2	6	0	0	0	0	0	0	0	0	0	0	0
Malaysia	9	8	21	1	0	0	4	4	9	1	1	4	3	3	7	0	0
Malta	7	6	14	2	2	4	3	3	7	1	0	0	1	1	3	0	0
Marshall Islands	30	28	50	18	17	28	5	5	7	0	0	0	7	6	16	3	3
Mauritius	1	1	0	1	1	0	0	0	0	0	0	0	0	0	0	0	0
Mexico	112	98	233	41	32	65	31	29	75	11	8	21	29	29	72	5	5
Mongolia	1	1	2	1	1	2	0	0	0	0	0	0	0	0	0	0	0
Montserrat	1	1	2	1	1	2	0	0	0	0	0	0	0	0	0	0	0
Morocco	7	7	12	3	3	6	2	2	4	1	1	2	1	1	1	0	0
Nepal	3	0	0	2	0	0	0	0	0	0	0	0	1	0	0	0	0
Netherlands	221	215	494	61	57	129	7	7	19	3	3	8	150	148	339	2	2
Netherlands Antilles	3	3	8	1	1	4	0	0	0	1	1	2	1	1	3	0	0
New Zealand	130	128	293	16	14	39	70	70	153	11	11	24	33	33	77	3	3
Nicaragua	7	7	16	3	3	7	0	0	0	1	1	2	3	3	7	0	0
Northern Mariana Islands	105	99	189	58	54	101	24	23	50	9	8	16	14	14	23	4	3
Norway	62	62	153	11	11	20	19	19	54	7	7	19	25	25	61	3	3
Oman	2	2	6	0	0	0	0	0	0	0	0	0	2	2	6	0	0
Pakistan	9	9	21	3	3	8	1	1	1	2	2	6	3	3	5	0	0
Palau	9	8	19	6	5	11	0	0	0	3	3	8	0	0	0	0	0
Panama	449	409	748	280	248	428	67	65	131	28	28	48	74	68	141	4	4
Paraguay	10	8	18	4	2	6	0	0	0	1	1	4	5	5	9	0	0
Peru	54	51	126	35	32	81	7	7	20	2	2	3	10	10	22	0	0
Philippines	4,103	3,956	7,695	486	437	860	2,779	2,704	5,101	128	120	284	710	695	1,450	93	87
Pitcairn Islands	1	1	2	0	0	0	1	1	2	0	0	0	0	0	0	0	0
Poland	16	16	35	10	10	21	2	2	2	1	1	6	3	3	6	0	0
Portugal	45	44	100	9	8	16	11	11	25	1	1	3	24	24	55	0	0
Puerto Rico	11,722	10,124	12,257	9,957	8,536	9,924	473	420	725	110	72	102	1,182	1,096	1,507	170	144
Qatar	23	23	46	11	11	20	3	3	5	0	0	0	9	9	21	0	0
Romania	4	4	10	2	2	5	0	0	0	0	0	0	2	2	5	0	0
Russia	3	3	6	1	1	2	1	1	1	0	0	0	1	1	3	0	0
Samoa	2	1	2	1	0	0	0	0	0	0	0	0	1	1	2	0	0
Saudi Arabia	248	241	594	94	92	254	32	29	70	4	3	7	118	117	263	2	2
Serbia	4	4	5	3	3	3	0	0	0	0	0	0	1	1	1	0	0
Seychelles	4	4	10	2	2	5	0	0	0	0	0	0	2	2	6	0	0
Singapore	101	100	329	12	12	42	65	64	225	3	3	10	21	21	53	2	2
Slovakia	3	2	5	1	0	0	0	0	0	1	1	2	1	1	3	0	0
Slovenia	2	2	5	2	2	5	0	0	0	0	0	0	0	0	0	1	1
South Africa	19	19	66	10	10	31	4	4	15	3	3	8	2	2	12	0	0
South Korea	1,955	1,916	4,762	1,239	1,211	3,129	73	72	173	40	37	96	603	596	1,364	2	2
Spain	646	630	1,468	43	41	94	282	277	668	9	9	25	312	303	681	3	3
Sri Lanka	1	1	1	0	0	0	0	0	0	0	0	0	1	1	1	0	0
St. Kitts and Nevis	2	2	3	1	1	1	1	1	2	0	0	0	0	0	0	0	0
St. Lucia	7	6	12	2	1	1	2	2	3	1	1	3	2	2	4	0	0
St. Vincent and Grenadines	2	2	3	1	1	1	0	0	0	0	0	0	1	1	2	0	0
Swaziland	1	1	7	1	1	7	0	0	0	0	0	0	0	0	0	0	0
Sweden	34	34	73	12	12	24	11	11	27	3	3	7	8	8	16	3	3
Switzerland	38	37	105	17	16	32	6	6	21	2	2	5	13	13	46	0	0
Taiwan	28	27	65	7	6	9	13	13	33	1	1	1	7	7	22	0	0
Tanzania	3	2	7	1	1	2	2	1	5	0	0	0	0	0	0	0	0
Thailand	613	594	1,439	198	186	482	129	126	325	33	30	68	253	252	564	11	10
Tonga	2	2	5	1	1	2	0	0	0	0	0	0	1	1	3	0	0
Trinidad and Tobago	15	12	25	9	7	14	2	1	2	1	1	2	3	3	6	1	1
Tunisia	1	1	2	1	1	2	0	0	0	0	0	0	0	0	0	0	0
Turkey	163	161	396	32	31	101	16	16	32	4	4	10	111	110	254	1	1
Turks and Caicos Islands	2	2	5	1	1	1	1	1	4	0	0	0	0	0	0	0	0
Uganda	2	2	3	0	0	0	0	0	0	1	1	1	1	1	2	0	0
Ukraine	3	3	12	2	2	8	0	0	0	1	1	4	0	0	0	0	0

\*Excludes the United States. Includes U.S. Territories.  
Coast Guard pay is not available to DoD Office of the Actuary.

## Number of Military Retirees by Country\* as of September 30, 2015 (Payment in Thousands)

Country	----- DOD -----			----- ARMY -----			----- NAVY -----			----- MARINES -----			----- AIR FORCE -----			----- COAST GUARD -----	
	Number Retired	Paid By DOD	Monthly Payment	Number Retired	Paid By DOD	Monthly Payment	Number Retired	Paid By DOD	Monthly Payment	Number Retired	Paid By DOD	Monthly Payment	Number Retired	Paid By DOD	Monthly Payment	Number Retired	Paid By DHS
United Arab Emirates	34	34	94	16	16	44	4	4	15	3	3	11	11	11	24	0	0
United Kingdom	2,352	2,290	5,205	206	194	491	332	330	765	37	35	79	1,777	1,731	3,871	18	17
Uruguay	2	2	3	0	0	0	0	0	0	0	0	0	2	2	3	0	0
US Minor Outlying Islands	1	1	3	0	0	0	0	0	0	0	0	0	1	1	3	0	0
Uzbekistan	1	1	2	1	1	2	0	0	0	0	0	0	0	0	0	0	0
Venezuela	4	4	8	1	1	2	2	2	5	0	0	0	1	1	2	0	0
Vietnam	10	10	24	4	4	8	1	1	2	1	1	3	4	4	10	0	0
Virgin Islands	446	418	740	337	313	510	46	43	97	7	6	11	56	56	122	8	8
Yemen	1	0	0	0	0	0	1	0	0	0	0	0	0	0	0	0	0
Zimbabwe	1	1	2	0	0	0	1	1	2	0	0	0	0	0	0	0	0
Armed Forces Americas	2	2	3	0	0	0	0	0	0	0	0	0	2	2	3	0	0
Armed Forces Europe	1	1	2	0	0	0	1	1	2	0	0	0	0	0	0	0	0
Armed Forces Pacific	18	17	31	1	1	2	12	11	21	2	2	3	3	3	5	0	0
<b>TOTAL</b>	<b>41,355</b>	<b>38,704</b>	<b>\$78,201</b>	<b>21,050</b>	<b>19,035</b>	<b>\$34,331</b>	<b>7,948</b>	<b>7,720</b>	<b>\$16,790</b>	<b>1,548</b>	<b>1,430</b>	<b>\$3,596</b>	<b>10,809</b>	<b>10,519</b>	<b>\$23,483</b>	<b>432</b>	<b>391</b>

\*Excludes the United States. Includes U.S. Territories.  
Coast Guard pay is not available to DoD Office of the Actuary.

## Number of Military Retirees Age 65+ by Country\* as of September 30, 2015 (Payment in Thousands)

Country	----- DOD -----			----- ARMY -----			----- NAVY -----			----- MARINES -----			----- AIR FORCE -----			----- COAST GUARD -----	
	Number Retired	Paid By DOD	Monthly Payment	Number Retired	Paid By DOD	Monthly Payment	Number Retired	Paid By DOD	Monthly Payment	Number Retired	Paid By DOD	Monthly Payment	Number Retired	Paid By DOD	Monthly Payment	Number Retired	Paid By DHS
American Samoa	100	98	175	51	50	89	23	22	39	14	14	26	12	12	20	2	1
Antigua and Barbuda	2	2	2	0	0	0	2	2	2	0	0	0	0	0	0	0	0
Argentina	6	6	20	0	0	0	3	3	15	0	0	0	3	3	5	0	0
Australia	222	218	562	49	46	116	73	73	189	10	10	28	90	89	228	2	2
Austria	26	25	70	15	14	36	4	4	11	0	0	0	7	7	23	1	1
Bahamas, The	3	3	8	1	1	2	0	0	0	1	1	2	1	1	4	0	0
Bahrain	7	7	18	1	1	3	2	2	3	1	1	2	3	3	10	0	0
Barbados	2	2	2	0	0	0	2	2	2	0	0	0	0	0	0	0	0
Belarus	1	1	2	1	1	2	0	0	0	0	0	0	0	0	0	0	0
Belgium	55	55	194	25	25	91	6	6	15	0	0	0	24	24	88	0	0
Belize	7	7	17	4	4	11	1	1	1	0	0	0	2	2	5	0	0
Bermuda	8	8	26	2	2	7	5	5	12	1	1	7	0	0	0	0	0
Bolivia	3	3	5	2	2	4	0	0	0	0	0	0	1	1	1	0	0
Brazil	15	14	39	7	7	12	2	1	5	0	0	0	6	6	22	0	0
British Indian Ocean Terr.	2	2	6	0	0	0	0	0	0	0	0	0	2	2	6	0	0
Canada	352	318	653	93	82	160	95	90	187	40	24	50	124	122	256	9	9
Cayman Islands	3	3	7	0	0	0	0	0	0	1	1	0	2	2	7	0	0
Chile	12	11	35	4	4	15	1	1	2	2	1	2	5	5	16	0	0
China	2	2	6	0	0	0	1	1	3	0	0	0	1	1	3	0	0
Colombia	15	13	32	7	6	11	2	2	7	1	0	0	5	5	14	0	0
Cook Islands	2	2	5	0	0	0	0	0	0	1	1	2	1	1	3	0	0
Costa Rica	51	48	93	18	17	31	12	11	17	3	3	5	18	17	40	1	1
Croatia	5	5	22	3	3	14	0	0	0	2	2	8	0	0	0	0	0
Cuba	5	4	13	1	1	2	3	2	7	0	0	0	1	1	3	0	0
Cyprus	4	4	9	1	1	2	0	0	0	2	2	5	1	1	2	0	0
Czech Republic	5	4	7	3	2	5	1	1	1	0	0	0	1	1	1	0	0
Denmark	16	14	35	8	7	16	0	0	0	1	0	0	7	7	19	0	0
Dominican Republic	9	9	22	5	5	13	2	2	3	0	0	0	2	2	6	0	0
Ecuador	17	17	47	11	11	32	3	3	6	1	1	2	2	2	6	0	0
Egypt	9	9	31	4	4	14	2	2	8	0	0	0	3	3	9	0	0
El Salvador	5	5	16	4	4	14	0	0	0	1	1	2	0	0	0	0	0
Estonia	2	2	9	2	2	9	0	0	0	0	0	0	0	0	0	0	0
Fed. States Of Micronesia	2	2	5	1	1	1	0	0	0	0	0	0	1	1	4	0	0
Finland	9	9	26	2	2	6	3	3	6	1	1	2	3	3	12	1	1
France	119	117	339	64	62	181	18	18	52	2	2	6	35	35	100	1	1
Germany	2,256	2,214	5,591	1,635	1,610	3,972	49	48	147	8	7	19	564	549	1,453	4	4
Ghana	3	3	5	3	3	5	0	0	0	0	0	0	0	0	0	0	0
Greece	110	107	260	18	18	34	25	23	52	3	2	6	64	64	167	0	0
Greenland	1	1	2	0	0	0	0	0	0	0	0	0	1	1	2	0	0
Grenada	1	1	0	1	1	0	0	0	0	0	0	0	0	0	0	1	1
Guam	765	735	1,471	295	282	529	239	229	476	32	28	73	199	196	393	14	14
Guatemala	5	5	15	4	4	12	0	0	0	0	0	0	1	1	4	0	0
Guyana	1	1	1	0	0	0	1	1	1	0	0	0	0	0	0	0	0
Haiti	1	1	3	1	1	3	0	0	0	0	0	0	0	0	0	0	0
Honduras	25	23	51	17	15	34	3	3	5	2	2	6	3	3	6	0	0
Hong Kong	6	5	14	2	1	3	2	2	5	0	0	0	2	2	6	0	0
Hungary	13	12	25	8	7	13	2	2	6	1	1	2	2	2	5	0	0
Iceland	6	5	10	0	0	0	2	2	2	0	0	0	4	3	8	0	0
India	2	2	11	2	2	11	0	0	0	0	0	0	0	0	0	0	0
Indonesia	11	10	31	4	4	14	3	3	12	1	0	0	3	3	5	0	0
Ireland	43	41	94	14	14	34	9	9	24	4	3	6	16	15	29	1	1
Israel	30	30	72	16	16	43	4	4	5	1	1	2	9	9	22	0	0
Italy	280	269	714	121	114	319	63	63	142	3	2	9	93	90	244	2	2
Jamaica	6	5	9	2	2	2	1	1	1	1	0	0	2	2	5	0	0
Japan	613	606	1,593	99	99	251	180	176	454	121	121	363	213	210	526	3	3
Jordan	4	4	17	1	1	2	1	1	4	0	0	0	2	2	12	0	0
Kenya	2	1	2	1	0	0	0	0	0	1	1	2	0	0	0	0	0
Kuwait	12	12	26	7	7	14	3	3	9	2	2	3	0	0	0	0	0
Latvia	1	1	5	1	1	5	0	0	0	0	0	0	0	0	0	0	0
Lithuania	2	2	5	1	1	1	1	1	4	0	0	0	0	0	0	0	0
Luxembourg	6	6	15	0	0	0	0	0	0	0	0	0	6	6	15	0	0
Macau	2	2	6	2	2	6	0	0	0	0	0	0	0	0	0	0	0
Malaysia	4	4	9	0	0	0	1	1	2	0	0	0	3	3	7	0	0
Malta	1	1	3	0	0	0	0	0	0	0	0	0	1	1	3	0	0
Marshall Islands	4	3	4	2	2	3	1	1	1	0	0	0	1	0	0	0	0

\*Excludes the United States. Includes U.S. Territories.  
Coast Guard pay is not available to DoD Office of the Actuary.

## Number of Military Retirees Age 65+ by Country\* as of September 30, 2015 (Payment in Thousands)

Country	----- DOD -----			----- ARMY -----			----- NAVY -----			----- MARINES -----			----- AIR FORCE -----			----- COAST GUARD -----	
	Number Retired	Paid By DOD	Monthly Payment	Number Retired	Paid By DOD	Monthly Payment	Number Retired	Paid By DOD	Monthly Payment	Number Retired	Paid By DOD	Monthly Payment	Number Retired	Paid By DOD	Monthly Payment	Number Retired	Paid By DHS
Mexico	85	77	188	29	23	48	26	25	67	5	4	11	25	25	62	5	5
Montserrat	1	1	2	1	1	2	0	0	0	0	0	0	0	0	0	0	0
Morocco	4	4	7	2	2	4	1	1	2	0	0	0	1	1	1	0	0
Nepal	1	0	0	1	0	0	0	0	0	0	0	0	0	0	0	0	0
Netherlands	68	68	157	16	16	41	2	2	6	0	0	0	50	50	110	0	0
Netherlands Antilles	2	2	5	1	1	4	0	0	0	1	1	2	0	0	0	0	0
New Zealand	78	76	174	8	6	19	47	47	107	7	7	15	16	16	34	1	1
Nicaragua	1	1	2	0	0	0	0	0	0	0	0	0	1	1	2	0	0
Northern Mariana Islands	38	37	83	20	19	40	12	12	31	1	1	3	5	5	9	3	3
Norway	22	22	65	5	5	12	9	9	26	1	1	6	7	7	21	1	1
Oman	1	1	5	0	0	0	0	0	0	0	0	0	1	1	5	0	0
Pakistan	1	1	2	1	1	2	0	0	0	0	0	0	0	0	0	0	0
Palau	5	5	12	3	3	7	0	0	0	2	2	6	0	0	0	0	0
Panama	242	217	330	170	152	222	31	29	62	12	12	4	29	24	43	2	2
Paraguay	5	3	7	2	0	0	0	0	0	1	1	4	2	2	3	0	0
Peru	20	19	45	11	10	27	2	2	7	2	2	3	5	5	9	0	0
Philippines	2,301	2,228	4,269	227	204	398	1,678	1,634	3,044	56	54	119	340	336	708	77	72
Poland	4	4	11	3	3	9	0	0	0	0	0	0	1	1	2	0	0
Portugal	17	16	32	3	2	5	8	8	17	0	0	0	6	6	10	0	0
Puerto Rico	6,591	6,093	6,788	5,529	5,097	5,421	162	154	276	65	40	50	835	802	1,040	60	55
Romania	2	2	7	1	1	4	0	0	0	0	0	0	1	1	3	0	0
Russia	2	2	5	1	1	2	0	0	0	0	0	0	1	1	3	0	0
Saudi Arabia	33	31	78	11	10	28	2	1	4	0	0	0	20	20	46	0	0
Serbia	3	3	4	2	2	3	0	0	0	0	0	0	1	1	1	0	0
Seychelles	1	1	4	0	0	0	0	0	0	0	0	0	1	1	4	0	0
Singapore	11	10	40	3	3	11	7	6	27	0	0	0	1	1	2	0	0
Slovakia	2	2	5	0	0	0	0	0	0	1	1	2	1	1	3	0	0
Slovenia	1	1	2	1	1	2	0	0	0	0	0	0	0	0	0	0	0
South Africa	8	8	37	4	4	17	1	1	7	2	2	6	1	1	8	0	0
South Korea	416	411	1,068	277	274	712	10	10	24	7	7	21	122	120	311	0	0
Spain	293	285	684	25	24	53	88	86	229	4	4	9	176	171	393	1	1
St. Kitts and Nevis	1	1	1	1	1	1	0	0	0	0	0	0	0	0	0	0	0
St. Lucia	2	2	6	0	0	0	0	0	0	1	1	3	1	1	3	0	0
St. Vincent and Grenadines	1	1	2	0	0	0	0	0	0	0	0	0	1	1	2	0	0
Swaziland	1	1	7	1	1	7	0	0	0	0	0	0	0	0	0	0	0
Sweden	10	10	22	4	4	8	2	2	6	0	0	0	4	4	8	0	0
Switzerland	20	19	42	10	9	16	3	3	6	1	1	4	6	6	16	0	0
Taiwan	18	18	52	2	2	3	11	11	32	0	0	0	5	5	16	0	0
Thailand	328	318	757	111	106	264	54	53	136	15	12	29	148	147	328	4	4
Tonga	1	1	3	0	0	0	0	0	0	0	0	0	1	1	3	0	0
Trinidad and Tobago	5	4	9	3	2	5	1	1	2	0	0	0	1	1	3	1	1
Turkey	36	36	96	12	12	42	4	4	7	0	0	0	20	20	48	0	0
Turks and Caicos Islands	1	1	4	0	0	0	1	1	4	0	0	0	0	0	0	0	0
Uganda	1	1	1	0	0	0	0	0	0	1	1	1	0	0	0	0	0
Ukraine	2	2	10	1	1	6	0	0	0	1	1	4	0	0	0	0	0
United Arab Emirates	3	3	5	0	0	0	1	1	2	0	0	0	2	2	3	0	0
United Kingdom	1,003	983	2,349	81	78	206	141	139	360	10	9	19	771	757	1,764	6	6
US Minor Outlying Islands	1	1	3	0	0	0	0	0	0	0	0	0	1	1	3	0	0
Venezuela	2	2	5	1	1	2	1	1	3	0	0	0	0	0	0	0	0
Vietnam	6	6	15	2	2	5	0	0	0	1	1	3	3	3	7	0	0
Virgin Islands	222	209	330	175	164	232	21	19	47	4	4	7	22	22	44	2	2
Yemen	1	0	0	0	0	0	1	0	0	0	0	0	0	0	0	0	0
Zimbabwe	1	1	2	0	0	0	1	1	2	0	0	0	0	0	0	0	0
Armed Forces Pacific	5	5	12	0	0	0	3	3	8	0	0	0	2	2	4	0	0
<b>TOTAL</b>	<b>17,249</b>	<b>16,417</b>	<b>\$30,472</b>	<b>9,407</b>	<b>8,822</b>	<b>\$14,096</b>	<b>3,187</b>	<b>3,096</b>	<b>\$6,498</b>	<b>466</b>	<b>405</b>	<b>\$971</b>	<b>4,189</b>	<b>4,094</b>	<b>\$8,907</b>	<b>205</b>	<b>194</b>

\*Excludes the United States. Includes U.S. Territories.  
Coast Guard pay is not available to DoD Office of the Actuary.

## Number of Military Retirees by Zip Code as of September 30, 2015 (Payment in Thousands)

ZIP Code	----- DOD -----			----- ARMY -----			----- NAVY -----			----- MARINES -----			----- AIR FORCE -----			----- COAST GUARD -----	
	Number Retired	Paid By DOD	Monthly Payment	Number Retired	Paid By DOD	Monthly Payment	Number Retired	Paid By DOD	Monthly Payment	Number Retired	Paid By DOD	Monthly Payment	Number Retired	Paid By DOD	Monthly Payment	Number Retired	Paid By DHS
006	3,386	2,819	3,277	2,915	2,400	2,640	117	102	172	36	29	47	318	288	418	44	38
007	4,235	3,645	4,293	3,726	3,197	3,603	227	212	380	40	22	26	242	214	284	46	39
008	446	418	740	337	313	510	46	43	97	7	6	11	56	56	122	8	8
009	4,100	3,659	4,685	3,315	2,938	3,679	129	106	173	34	21	29	622	594	804	80	67
010	2,106	1,902	3,275	551	462	719	310	277	527	106	79	165	1,139	1,084	1,865	56	45
011	445	402	650	149	134	211	70	64	115	34	27	48	192	177	277	6	5
012	494	452	764	196	181	268	151	142	242	20	11	25	127	118	230	15	14
013	345	312	566	143	127	229	65	60	122	18	12	21	119	113	193	12	11
014	1,111	1,016	2,125	654	598	1,157	124	111	212	45	36	83	288	271	672	26	24
015	1,205	1,105	2,018	487	447	788	270	251	474	80	56	122	368	351	635	56	52
016	313	281	455	157	137	211	54	50	68	27	22	42	75	72	133	14	13
017	1,117	1,045	2,433	461	425	841	202	191	398	59	51	99	395	378	1,094	35	34
018	1,785	1,595	3,289	663	577	999	350	310	609	123	91	169	649	617	1,513	96	88
019	1,213	1,082	2,022	466	398	679	351	334	599	102	81	142	294	269	602	101	95
020	1,161	1,065	1,987	507	465	833	334	317	600	93	70	128	227	213	427	91	84
021	1,723	1,471	2,320	839	714	1,008	436	391	674	139	87	136	309	279	503	116	106
022	21	16	29	9	5	6	7	6	9	1	1	2	4	4	13	1	1
023	1,484	1,329	2,217	610	539	826	445	416	698	121	93	170	308	281	523	134	126
024	552	514	1,084	219	201	377	164	158	340	40	31	60	129	124	306	28	27
025	849	788	1,689	247	233	436	175	162	367	42	31	67	385	362	819	187	179
026	940	872	1,953	303	284	593	237	224	515	63	42	97	337	322	748	164	158
027	1,836	1,665	2,770	830	748	1,059	493	462	856	100	74	153	413	381	702	138	127
028	4,481	4,184	9,797	1,332	1,213	2,224	2,076	2,001	5,581	201	157	460	872	813	1,533	216	205
029	954	849	1,294	490	428	599	204	186	349	45	30	58	215	205	288	22	20
030	2,464	2,303	5,344	779	713	1,508	455	429	872	146	120	275	1,084	1,041	2,689	103	97
031	772	705	1,427	304	279	488	129	117	235	47	38	88	292	271	616	35	30
032	1,371	1,284	2,783	561	521	999	276	264	593	82	65	147	452	434	1,044	56	55
033	418	388	754	222	202	355	67	65	117	14	11	25	115	110	256	12	10
034	536	489	1,054	230	211	421	119	111	255	37	27	63	150	140	315	12	12
035	438	406	746	254	232	346	90	89	209	15	12	26	79	73	165	10	10
036	112	104	212	52	49	86	29	27	54	8	8	18	23	20	53	5	5
037	465	424	967	185	165	349	126	117	299	22	18	41	132	124	278	21	18
038	3,013	2,825	6,582	746	679	1,424	682	643	1,562	118	102	223	1,467	1,401	3,373	164	158
039	613	566	1,383	94	79	139	232	217	603	17	15	35	270	255	606	42	40
040	2,949	2,760	5,736	779	700	1,187	1,295	1,252	2,896	131	106	243	744	702	1,410	289	277
041	504	464	926	190	174	312	154	146	318	26	20	36	134	124	259	75	74
042	1,581	1,462	2,615	533	477	681	649	623	1,207	72	57	123	327	305	604	56	54
043	988	922	1,739	394	365	628	346	328	665	33	28	57	215	201	390	42	39
044	1,871	1,726	3,096	550	485	862	358	336	657	61	47	93	902	858	1,484	69	64
045	582	561	1,295	129	117	208	335	327	796	17	17	42	101	100	248	56	56
046	655	603	1,204	197	168	297	245	235	504	27	19	46	186	181	357	156	146
047	788	733	1,222	333	301	375	96	91	178	20	16	33	339	325	637	11	10
048	289	272	622	96	92	166	97	91	250	19	15	42	77	74	164	75	75
049	1,220	1,095	1,958	497	431	666	291	275	535	64	44	105	368	345	652	57	52
050	356	320	622	161	144	213	86	81	202	21	16	36	88	79	171	7	6
051	164	144	242	104	89	133	35	31	60	3	2	2	22	22	47	3	3
052	168	154	275	87	78	106	39	37	83	9	8	18	33	31	68	3	3
053	109	94	177	48	40	56	28	25	52	6	3	9	27	26	60	5	4
054	1,575	1,478	2,595	772	720	1,175	216	202	418	40	33	74	547	523	928	29	29
056	553	520	1,018	324	303	550	84	81	171	21	16	47	124	120	250	11	11
057	461	414	755	266	242	373	85	79	172	28	16	38	82	77	173	17	16
058	432	397	746	222	201	325	81	76	187	21	17	35	108	103	198	11	11
059	33	29	41	20	19	24	4	3	5	1	0	0	8	7	12	1	1
060	1,950	1,795	3,173	805	724	1,189	390	367	653	97	70	116	658	634	1,215	50	44
061	456	402	632	245	223	303	85	72	124	28	19	41	98	88	164	13	13
062	639	585	1,106	222	194	305	239	229	492	33	25	50	145	137	260	41	38
063	3,436	3,278	7,403	456	422	637	2,706	2,620	6,303	63	44	77	211	192	386	371	363
064	1,862	1,699	3,353	799	721	1,271	563	529	1,156	102	76	158	398	373	768	117	110
065	404	338	507	204	170	214	84	72	130	31	20	27	85	76	135	17	14
066	275	228	384	127	107	179	62	54	94	27	15	19	59	52	91	8	8
067	662	574	967	282	242	358	150	136	235	51	32	51	179	164	323	20	19
068	553	499	996	221	193	334	172	166	343	42	28	80	118	112	240	15	13
069	82	71	153	36	29	62	22	21	40	5	3	6	19	18	45	3	3
070	1,534	1,304	1,987	830	700	961	339	305	523	113	73	108	252	226	396	35	33
071	280	212	283	174	125	146	49	40	61	17	9	14	40	38	63	2	2

## Number of Military Retirees by Zip Code as of September 30, 2015 (Payment in Thousands)

ZIP Code	----- DOD -----			----- ARMY -----			----- NAVY -----			----- MARINES -----			----- AIR FORCE -----			----- COAST GUARD -----	
	Number Retired	Paid By DOD	Monthly Payment	Number Retired	Paid By DOD	Monthly Payment	Number Retired	Paid By DOD	Monthly Payment	Number Retired	Paid By DOD	Monthly Payment	Number Retired	Paid By DOD	Monthly Payment	Number Retired	Paid By DHS
072	141	120	148	85	73	82	24	22	30	10	6	8	22	19	28	1	0
073	181	149	189	103	80	79	42	37	52	10	9	11	26	23	46	4	4
074	578	501	800	312	266	388	128	121	191	38	26	48	100	88	173	15	13
075	113	89	108	64	53	58	17	14	20	6	3	4	26	19	26	1	0
076	432	376	572	232	198	285	90	81	126	40	32	53	70	65	107	16	16
077	1,537	1,404	2,771	927	847	1,725	309	290	530	88	66	114	213	201	402	56	51
078	737	659	1,266	417	379	702	139	130	251	59	42	83	122	108	231	21	21
079	299	269	562	147	129	241	80	75	174	23	18	33	49	47	114	11	11
080	7,176	6,690	13,238	2,633	2,431	4,529	1,324	1,230	2,502	335	264	520	2,884	2,765	5,686	170	161
081	312	272	420	121	102	133	99	90	147	22	14	30	70	66	110	12	11
082	965	880	1,570	335	298	465	216	196	392	58	42	85	356	344	628	250	242
083	692	620	1,013	276	249	349	149	133	236	31	21	47	236	217	382	30	28
084	89	79	126	28	27	29	28	25	49	8	4	7	25	23	41	1	1
085	972	903	1,808	392	363	695	177	166	309	30	21	43	373	353	761	17	16
086	745	673	1,116	402	363	559	104	99	154	21	16	22	218	195	380	7	6
087	1,579	1,433	2,608	685	626	1,080	459	418	796	96	71	141	339	318	589	64	64
088	1,227	1,076	1,655	623	548	819	288	264	402	84	51	72	232	213	363	39	38
089	72	64	107	45	39	57	14	13	28	3	3	4	10	9	17	2	2
090	2,359	2,310	6,110	1,143	1,115	2,879	58	58	158	34	32	116	1,124	1,105	2,957	4	3
091	1,734	1,695	4,439	1,024	999	2,559	103	103	343	19	18	62	588	575	1,475	2	2
092	486	478	1,242	384	378	988	25	25	66	4	4	13	73	71	175	0	0
093	270	266	566	141	137	298	53	53	108	12	12	20	64	64	140	0	0
094	1,282	1,245	2,919	89	85	225	78	76	180	17	225	40	1,098	1,067	2,474	2	2
095	78	76	172	5	5	15	56	55	130	1	1	2	16	15	25	0	0
096	1,328	1,289	3,378	344	329	903	500	492	1,289	35	33	110	449	435	1,077	4	3
097	620	613	1,899	245	239	764	89	89	289	26	26	88	260	259	759	3	3
098	661	650	1,593	174	169	461	157	154	377	19	18	42	311	309	713	1	1
100	768	625	1,176	378	310	523	167	139	294	62	45	84	161	131	275	10	10
101	57	51	86	30	25	41	11	11	17	6	6	6	10	9	22	1	1
102	11	10	26	2	2	8	7	6	13	1	1	2	1	1	4	0	0
103	619	538	657	364	317	375	153	140	158	34	23	41	68	58	83	76	74
104	884	693	832	552	432	474	155	132	169	65	39	64	112	90	126	13	13
105	770	662	1,102	400	338	563	163	152	248	56	33	56	151	139	235	22	18
106	62	53	93	25	23	47	16	14	23	8	4	3	13	12	20	0	0
107	192	161	252	95	80	128	54	48	70	11	5	11	32	28	44	8	6
108	58	51	78	21	17	24	18	16	23	5	4	7	14	14	23	2	2
109	961	866	1,795	580	528	1,188	158	145	223	59	38	63	164	155	321	29	26
110	239	205	356	133	113	205	48	42	68	21	15	27	37	35	55	11	10
111	92	75	122	46	37	52	23	19	33	8	4	8	15	15	29	3	2
112	1,478	1,156	1,484	914	712	854	249	205	281	99	57	86	216	182	263	38	37
113	545	440	592	293	239	301	120	97	122	44	24	35	88	80	133	17	15
114	703	558	696	447	354	416	97	80	107	45	30	46	114	94	127	17	16
115	799	711	1,123	409	360	543	176	163	260	69	50	83	145	138	237	32	31
116	99	85	117	58	49	68	17	15	14	5	3	4	19	18	31	6	4
117	2,120	1,833	2,730	886	748	1,005	514	458	709	181	125	192	539	502	825	151	143
118	58	50	67	19	15	23	21	17	22	3	3	4	15	15	18	4	4
119	592	529	927	188	160	258	136	127	225	41	26	44	227	216	400	55	54
120	1,584	1,453	2,701	629	566	1,018	393	370	740	74	51	97	488	466	846	29	27
121	1,116	1,026	1,841	487	445	797	280	257	474	59	42	84	290	282	486	27	25
122	355	313	501	180	159	238	76	71	105	18	12	19	81	71	140	7	7
123	675	630	1,102	281	259	471	137	129	246	35	28	53	222	214	332	10	9
124	407	365	648	182	164	264	98	89	160	29	22	41	98	90	183	22	22
125	1,497	1,356	2,586	710	646	1,297	228	208	331	92	65	118	467	437	840	32	29
126	165	144	241	73	61	98	36	32	63	13	8	12	43	43	68	6	5
127	237	201	333	97	77	109	69	63	101	17	12	27	54	49	96	10	10
128	1,369	1,289	2,439	540	502	860	418	405	790	49	36	72	362	346	717	25	23
129	1,390	1,307	2,371	468	436	597	177	162	310	52	39	82	693	670	1,381	15	14
130	1,920	1,755	3,251	753	663	1,149	397	372	700	86	67	120	684	653	1,283	32	32
131	870	796	1,403	367	319	521	201	193	347	46	35	64	256	249	472	24	23
132	630	559	841	253	215	283	106	92	144	34	28	46	237	224	368	12	11
133	883	807	1,491	352	317	480	175	163	329	40	26	57	316	301	626	11	10
134	1,514	1,408	2,596	429	381	517	204	195	359	44	31	55	837	801	1,666	8	8
135	252	231	326	135	124	137	38	37	52	10	7	18	69	63	120	0	0
136	3,006	2,677	5,143	2,346	2,070	3,967	266	249	455	69	47	105	325	311	616	31	30
137	506	465	811	205	183	278	151	147	262	26	20	36	124	115	236	7	5

### Number of Military Retirees by Zip Code as of September 30, 2015 (Payment in Thousands)

ZIP Code	----- DOD -----			----- ARMY -----			----- NAVY -----			----- MARINES -----			----- AIR FORCE -----			----- COAST GUARD -----	
	Number Retired	Paid By DOD	Monthly Payment	Number Retired	Paid By DOD	Monthly Payment	Number Retired	Paid By DOD	Monthly Payment	Number Retired	Paid By DOD	Monthly Payment	Number Retired	Paid By DOD	Monthly Payment	Number Retired	Paid By DHS
138	555	503	916	235	210	317	153	141	284	39	29	64	128	123	251	8	8
139	211	184	288	118	104	131	49	45	64	19	12	27	25	23	47	1	1
140	1,738	1,580	2,605	726	660	912	358	333	582	108	81	179	546	506	932	65	64
141	890	814	1,274	348	308	448	155	146	235	51	37	73	336	323	518	25	25
142	1,463	1,288	1,926	684	596	791	261	235	382	83	51	78	435	406	675	60	54
143	322	292	437	127	112	162	57	50	80	13	10	7	125	120	189	5	5
144	1,001	909	1,570	484	432	661	211	197	350	69	55	100	237	225	458	33	30
145	1,086	980	1,822	506	450	715	244	227	462	68	48	83	268	255	562	32	30
146	861	750	1,155	438	373	526	192	178	277	64	42	75	167	157	277	18	17
147	738	655	1,116	285	241	361	213	200	324	57	50	99	183	164	332	18	15
148	1,304	1,175	2,096	535	472	713	352	330	603	85	61	135	332	312	645	23	22
149	180	166	260	71	62	87	52	50	69	14	12	20	43	42	84	5	5
150	1,805	1,665	3,033	601	543	946	381	362	726	135	100	203	688	660	1,158	20	17
151	1,329	1,222	2,131	482	439	737	255	234	433	75	54	114	517	495	848	23	20
152	1,907	1,718	3,051	781	691	1,096	386	348	688	139	105	214	601	574	1,054	34	31
153	770	714	1,308	357	332	547	124	117	243	47	33	80	242	232	438	17	15
154	656	581	1,013	299	267	389	123	114	255	74	50	99	160	150	271	12	11
155	472	436	878	199	182	340	118	112	222	37	31	85	118	111	231	12	12
156	1,296	1,194	2,151	555	504	782	291	271	562	96	78	169	354	341	638	25	24
157	496	449	775	249	221	336	110	103	189	27	21	42	110	104	209	5	4
158	476	440	754	260	243	362	80	75	141	29	22	48	107	100	203	3	2
159	942	884	1,483	502	473	660	188	174	331	71	63	137	181	174	356	12	10
160	863	790	1,501	358	329	565	182	163	333	47	36	76	276	262	527	15	14
161	1,002	907	1,519	433	381	570	207	197	343	49	36	74	313	293	532	9	9
162	381	347	593	184	171	253	100	89	167	15	11	22	82	76	151	3	2
163	773	703	1,262	296	266	432	204	189	354	51	37	78	222	211	398	19	19
164	585	540	933	243	220	362	165	159	285	41	35	59	136	126	227	21	21
165	657	579	1,005	305	263	435	171	160	245	46	34	52	135	122	273	25	23
166	1,242	1,148	1,925	584	533	788	295	281	456	73	61	114	290	273	567	27	26
167	235	216	373	98	88	142	60	56	103	15	13	23	62	59	106	6	5
168	1,020	959	2,083	433	401	663	227	218	583	78	68	198	282	272	638	17	15
169	412	374	747	162	145	248	106	96	207	32	27	63	112	106	229	12	11
170	5,607	5,321	13,436	2,780	2,641	7,249	1,086	1,039	2,622	288	248	722	1,453	1,393	2,843	77	73
171	1,063	992	1,884	566	531	1,014	164	156	316	57	44	85	276	261	470	20	17
172	1,982	1,863	4,044	968	910	1,952	345	332	761	107	90	196	562	531	1,134	20	19
173	2,328	2,197	5,017	1,011	947	2,120	523	508	1,218	151	133	326	643	609	1,352	70	67
174	737	694	1,429	292	270	565	171	164	334	53	43	90	221	217	440	19	18
175	1,036	954	1,901	402	365	653	257	245	555	91	72	154	286	272	539	24	20
176	571	530	1,180	244	225	465	151	146	332	36	27	54	140	132	328	12	11
177	951	864	1,470	440	391	567	234	224	393	59	47	98	218	202	412	17	15
178	1,071	989	1,755	443	407	613	226	210	416	71	60	126	331	312	600	12	11
179	770	723	1,188	446	418	645	123	116	234	24	20	36	177	169	273	10	9
180	1,658	1,528	2,859	634	571	1,007	513	489	886	112	89	162	399	379	804	43	41
181	366	323	604	167	145	250	93	84	156	22	18	47	84	76	150	5	5
182	645	598	978	327	302	418	129	120	194	32	28	63	157	148	303	17	13
183	637	576	1,031	310	276	463	132	123	202	54	44	85	141	133	282	21	19
184	1,057	968	1,698	522	474	746	241	228	429	55	43	80	239	223	443	20	18
185	439	405	559	250	231	287	79	74	90	29	22	35	81	78	148	5	4
186	872	804	1,368	388	359	542	187	173	319	59	48	93	238	224	414	17	15
187	657	599	971	322	295	414	134	120	193	44	37	77	157	147	287	11	11
188	385	356	664	144	126	220	109	105	191	23	20	45	109	105	208	11	9
189	1,468	1,373	2,926	378	341	623	628	604	1,400	111	88	192	351	340	710	18	17
190	3,004	2,708	5,110	1,078	944	1,662	956	891	1,759	245	188	385	725	685	1,304	61	58
191	2,780	2,373	3,401	1,303	1,091	1,387	676	612	1,006	219	143	241	582	527	767	34	30
193	1,412	1,317	3,066	560	511	1,158	388	377	922	116	97	221	348	332	766	35	30
194	1,457	1,345	2,773	566	515	1,038	407	392	805	129	100	229	355	338	701	31	31
195	739	682	1,238	299	270	470	193	181	345	62	51	108	185	180	315	14	13
196	586	541	1,031	242	218	384	148	138	249	55	45	93	141	140	305	15	14
197	1,723	1,608	2,849	724	672	1,170	316	294	529	99	78	144	584	564	1,006	34	33
198	755	707	1,301	329	304	513	169	160	303	41	35	71	216	208	413	14	13
199	6,465	6,200	12,814	1,413	1,326	2,494	655	622	1,326	159	139	330	4,238	4,113	8,664	139	137
200	2,461	2,218	5,866	1,075	935	2,415	583	552	1,609	141	112	278	662	619	1,564	42	40
201	13,055	12,685	44,426	4,610	4,455	15,888	2,950	2,882	10,108	1,041	990	3,385	4,454	4,358	15,045	289	284
203	17	7	20	8	3	6	5	3	14	4	1	0	0	0	0	1	0
204	2	0	0	1	0	0	1	0	0	0	0	0	0	0	0	0	0

Coast Guard pay is not available to DoD Office of the Actuary



## Number of Military Retirees by Zip Code as of September 30, 2015 (Payment in Thousands)

ZIP Code	----- DOD -----			----- ARMY -----			----- NAVY -----			----- MARINES -----			----- AIR FORCE -----			----- COAST GUARD -----	
	Number Retired	Paid By DOD	Monthly Payment	Number Retired	Paid By DOD	Monthly Payment	Number Retired	Paid By DOD	Monthly Payment	Number Retired	Paid By DOD	Monthly Payment	Number Retired	Paid By DOD	Monthly Payment	Number Retired	Paid By DHS
205	9	6	17	1	1	1	4	2	8	0	0	0	4	3	9	0	0
206	10,979	10,545	26,432	1,515	1,417	3,312	4,985	4,824	12,628	735	696	1,981	3,744	3,608	8,511	144	139
207	11,801	10,917	25,125	4,221	3,869	8,770	2,366	2,216	4,988	535	465	1,090	4,679	4,367	10,277	201	197
208	3,687	3,415	11,173	1,307	1,189	4,036	1,503	1,415	4,702	191	162	386	686	649	2,048	103	99
209	1,492	1,355	3,989	725	656	2,008	421	395	1,162	62	49	120	284	255	700	40	40
210	8,364	7,865	20,037	4,442	4,187	10,649	1,738	1,648	4,497	307	261	690	1,877	1,769	4,201	233	224
211	5,689	5,359	13,147	2,563	2,403	5,723	1,373	1,307	3,460	235	206	504	1,518	1,443	3,460	248	242
212	4,014	3,542	6,052	2,051	1,788	2,889	783	707	1,317	234	177	335	946	870	1,510	120	116
214	1,623	1,558	5,733	349	324	1,007	859	838	3,405	103	94	354	312	302	967	54	53
215	578	537	930	268	249	386	139	129	218	38	29	57	133	130	268	4	4
216	1,206	1,114	2,766	430	394	823	372	357	1,010	86	71	178	318	292	756	72	69
217	3,781	3,542	8,599	1,775	1,650	4,106	962	923	2,226	200	162	374	844	807	1,892	56	55
218	1,006	912	1,854	443	402	762	260	241	515	65	49	117	238	220	461	94	91
219	826	764	1,577	506	472	1,031	132	120	230	34	25	47	154	147	270	20	19
220	11,225	10,887	44,499	4,706	4,533	18,204	2,616	2,554	10,660	886	857	3,413	3,017	2,943	12,222	241	238
221	13,159	12,694	44,895	5,910	5,694	19,501	2,495	2,422	9,178	1,234	1,172	4,070	3,520	3,406	12,147	281	277
222	2,612	2,509	10,371	910	870	3,582	753	723	3,079	229	213	823	720	703	2,887	69	67
223	7,471	7,200	28,980	3,042	2,926	11,541	1,733	1,687	6,878	525	495	2,044	2,171	2,092	8,518	166	165
224	6,489	6,239	17,238	1,830	1,737	4,694	1,597	1,549	4,121	1,912	1,849	5,500	1,150	1,104	2,924	142	141
225	7,061	6,805	20,426	2,260	2,136	5,996	1,200	1,165	3,399	2,300	2,246	7,232	1,301	1,258	3,800	163	161
226	1,825	1,724	4,416	647	602	1,560	445	425	1,105	138	125	363	595	572	1,388	32	30
227	895	852	2,213	357	333	812	226	217	596	104	98	289	208	204	517	17	17
228	829	783	1,960	325	298	725	217	210	535	66	62	175	221	213	526	14	11
229	2,133	2,034	6,016	925	866	2,545	591	573	1,714	139	126	396	478	469	1,362	29	28
230	2,739	2,594	6,266	1,087	1,018	2,446	798	767	1,857	124	112	291	730	697	1,672	188	184
231	6,175	5,935	17,832	2,571	2,446	7,242	1,617	1,573	4,729	299	269	787	1,688	1,647	5,074	239	233
232	3,105	2,867	5,811	1,659	1,525	3,014	609	578	1,262	194	157	347	643	607	1,188	42	39
233	9,506	9,152	23,586	1,054	963	2,193	7,309	7,101	18,372	433	407	1,239	710	681	1,782	613	602
234	26,392	25,471	66,105	2,213	2,022	5,014	21,773	21,156	54,395	1,036	984	3,150	1,370	1,309	3,545	597	577
235	6,215	5,842	13,111	567	489	1,006	5,186	4,922	10,954	225	208	580	237	223	570	77	71
236	15,765	15,041	38,448	4,841	4,520	11,620	3,480	3,312	7,112	214	191	475	7,230	7,018	19,241	316	302
237	2,081	1,925	3,821	314	276	461	1,521	1,428	2,920	81	68	135	165	153	306	160	154
238	7,044	6,693	15,499	5,123	4,880	11,559	897	864	1,845	253	219	495	771	730	1,599	53	50
239	926	866	1,775	427	397	690	287	276	637	43	35	107	169	158	340	16	16
240	2,000	1,858	4,007	857	783	1,483	495	473	1,042	113	101	238	535	501	1,244	41	39
241	1,454	1,344	2,946	615	563	1,094	398	376	884	101	86	194	340	319	775	30	28
242	851	758	1,333	424	371	560	137	123	213	56	45	95	234	219	465	11	10
243	894	822	1,493	446	407	608	189	174	377	44	34	72	215	207	436	12	11
244	1,121	1,066	2,606	483	463	1,040	293	274	656	92	84	276	253	245	634	26	23
245	2,519	2,345	4,844	1,042	948	1,722	732	703	1,514	204	179	404	541	515	1,204	39	38
246	248	213	350	149	123	176	35	32	53	13	9	17	51	49	105	2	2
247	322	282	525	151	132	239	64	55	100	23	15	30	84	80	156	6	4
248	94	74	133	51	40	71	15	13	22	7	4	7	21	17	32	0	0
249	388	359	741	180	166	307	77	74	176	32	26	66	99	93	191	6	6
250	303	280	455	123	112	177	41	38	64	15	13	26	124	117	188	3	2
251	388	347	600	173	151	263	54	52	90	26	16	28	135	128	219	6	6
252	375	342	592	183	166	268	69	66	120	20	16	36	103	94	169	5	5
253	624	583	1,056	257	230	438	90	88	144	35	28	64	242	237	410	5	5
254	2,033	1,907	3,907	658	595	1,236	437	415	917	154	138	306	784	759	1,448	97	95
255	682	617	1,123	315	279	496	112	108	189	43	29	60	212	201	377	16	15
256	118	97	138	64	52	65	15	14	25	11	6	8	28	25	40	0	0
257	312	276	484	159	137	238	73	65	98	15	13	29	65	61	119	3	3
258	505	444	815	236	205	344	98	90	184	28	23	43	143	132	245	2	2
259	319	292	499	154	137	195	55	52	119	16	12	23	94	91	161	4	4
260	535	486	819	220	190	281	147	143	242	34	24	44	134	129	252	8	7
261	743	680	1,119	342	315	452	146	140	239	64	46	79	191	179	349	6	5
262	601	548	980	308	276	440	109	104	203	31	23	49	153	145	288	7	6
263	593	543	972	265	244	385	136	129	245	54	46	98	138	124	245	8	7
264	413	378	666	192	176	267	91	84	169	32	26	59	98	92	171	7	7
265	875	786	1,484	426	376	637	168	153	311	58	50	112	223	207	423	12	11
266	189	162	297	95	79	123	26	24	44	13	11	36	55	48	94	3	3
267	444	414	810	213	197	343	103	98	207	28	22	44	100	97	209	4	4
268	252	233	527	74	65	141	110	103	232	17	17	42	51	48	112	6	6
270	1,512	1,396	2,954	629	568	1,115	354	334	706	123	108	272	334	386	861	33	30
271	1,060	969	1,849	484	430	758	232	222	447	81	69	134	263	248	510	18	18

Coast Guard pay is not available to DoD Office of the Actuary





## Number of Military Retirees by Zip Code as of September 30, 2015 (Payment in Thousands)

ZIP Code	----- DOD -----			----- ARMY -----			----- NAVY -----			----- MARINES -----			----- AIR FORCE -----			----- COAST GUARD -----	
	Number Retired	Paid By DOD	Monthly Payment	Number Retired	Paid By DOD	Monthly Payment	Number Retired	Paid By DOD	Monthly Payment	Number Retired	Paid By DOD	Monthly Payment	Number Retired	Paid By DOD	Monthly Payment	Number Retired	Paid By DHS
408	109	89	151	64	48	75	20	19	35	5	3	5	20	19	36	1	1
409	214	193	325	134	118	174	37	36	66	11	8	18	32	31	68	0	0
410	1,849	1,668	3,208	811	710	1,223	404	373	711	144	119	285	490	466	990	35	31
411	630	566	915	327	292	436	122	113	189	37	24	50	144	137	240	4	4
412	117	105	192	64	56	99	21	20	39	5	3	6	27	26	49	0	0
413	96	80	138	62	52	79	19	16	36	2	1	2	13	11	21	1	1
414	48	40	64	23	18	31	9	8	11	3	2	2	13	12	19	0	0
415	115	91	168	66	55	98	18	12	23	3	2	5	28	22	42	1	1
416	89	72	115	60	45	69	9	9	15	8	6	9	12	12	22	1	0
417	98	88	135	69	61	81	12	11	25	2	2	5	15	14	24	0	0
418	65	59	102	38	33	56	9	9	17	2	2	2	16	15	27	0	0
420	1,279	1,185	2,273	663	613	1,096	263	249	474	58	46	110	295	277	593	59	58
421	1,091	992	1,976	600	540	1,035	183	164	317	56	45	101	252	243	524	10	10
422	1,926	1,690	3,385	1,514	1,305	2,560	139	125	269	42	36	79	231	224	477	6	6
423	856	779	1,328	441	400	615	175	160	278	43	31	68	197	188	367	20	19
424	616	562	1,069	341	309	542	87	85	173	36	28	59	152	140	295	7	7
425	520	471	851	250	214	327	103	101	201	23	19	37	144	137	287	7	6
426	304	276	491	163	141	211	62	60	123	17	16	34	62	59	124	3	3
427	3,002	2,849	6,536	2,443	2,322	5,457	189	179	372	68	63	138	302	285	569	14	14
430	3,633	3,385	7,008	1,379	1,261	2,483	738	703	1,432	200	172	360	1,316	1,249	2,733	37	34
431	2,237	2,085	3,876	728	663	1,204	410	391	729	135	109	204	964	922	1,740	15	13
432	2,556	2,305	4,304	997	878	1,578	441	394	710	132	104	204	986	929	1,812	18	17
433	688	622	1,043	300	258	396	140	133	233	35	26	51	213	205	363	8	7
434	573	517	900	225	203	296	137	123	246	34	24	35	177	167	323	26	25
435	941	858	1,484	303	262	451	221	210	379	53	38	63	364	348	591	20	20
436	788	693	1,047	300	252	381	179	161	261	50	35	51	259	245	354	31	30
437	809	716	1,270	348	294	499	169	158	292	49	31	55	243	233	424	11	11
438	261	229	369	122	104	127	59	55	109	17	11	18	63	59	114	2	2
439	718	638	1,065	274	227	347	181	175	287	54	40	69	209	196	363	10	9
440	2,271	1,989	3,575	873	730	1,223	662	613	1,138	181	135	226	555	511	988	146	141
441	2,311	1,963	3,363	1,055	868	1,377	564	509	882	191	142	257	501	444	848	139	129
442	1,551	1,391	2,433	634	555	908	433	406	711	122	95	148	362	335	666	58	55
443	659	573	944	327	280	439	138	121	203	52	39	56	142	133	245	14	12
444	1,216	1,073	1,720	424	355	518	263	233	407	70	48	78	459	437	717	20	16
445	513	463	755	203	177	268	103	97	169	45	33	60	162	156	258	6	5
446	1,283	1,137	1,933	553	476	687	276	258	467	83	57	109	371	346	669	20	18
447	607	534	882	277	235	357	152	142	231	32	35	42	146	135	253	6	5
448	1,208	1,080	1,754	450	387	545	251	237	388	89	65	127	418	391	695	29	29
449	404	370	624	118	102	158	78	74	121	25	17	29	183	177	316	4	4
450	2,349	2,159	4,766	738	636	1,167	438	417	872	173	139	263	1,000	967	2,464	27	26
451	1,432	1,315	2,493	527	454	762	288	275	525	108	86	183	509	500	1,021	17	15
452	1,791	1,567	2,872	749	633	1,104	438	406	703	146	104	184	458	424	880	31	27
453	4,843	4,483	10,357	828	696	1,168	469	438	795	135	97	180	3,411	3,252	8,213	11	9
454	7,147	6,752	18,603	815	707	1,427	419	378	748	132	93	173	5,781	5,574	16,255	16	15
455	859	782	1,422	165	139	200	93	84	144	23	14	28	578	545	1,050	1	1
456	1,524	1,362	2,265	605	515	780	374	346	593	81	63	122	464	438	769	12	11
457	735	652	1,181	301	257	411	177	164	301	55	41	78	202	190	391	6	6
458	1,060	954	1,557	474	420	613	240	221	375	73	56	108	273	257	461	9	9
460	2,319	2,135	4,470	1,162	1,046	2,154	419	397	818	168	142	325	570	550	1,172	18	16
461	2,853	2,608	4,785	1,521	1,368	2,461	475	445	815	198	164	355	659	631	1,154	22	21
462	3,989	3,596	6,989	2,402	2,167	4,277	587	540	974	248	184	361	752	705	1,377	17	16
463	1,331	1,151	1,882	599	497	702	342	315	537	125	90	177	265	249	466	39	37
464	318	265	354	169	137	164	69	62	85	19	10	17	61	56	88	6	5
465	1,138	1,002	1,795	450	371	565	259	244	465	94	77	168	335	310	598	15	14
466	355	318	563	151	129	214	86	81	145	32	24	52	86	84	153	4	3
467	1,085	975	1,549	407	335	490	183	171	284	62	50	96	433	419	679	6	5
468	1,032	936	1,581	374	313	525	186	174	305	70	58	112	402	391	640	6	6
469	1,780	1,630	2,796	599	519	749	208	190	331	65	42	78	908	879	1,639	7	6
470	420	379	645	186	165	242	92	88	158	26	18	33	116	108	212	12	11
471	1,645	1,507	2,646	821	748	1,172	324	302	569	81	62	140	419	395	765	31	30
472	891	815	1,425	479	429	654	147	135	255	42	34	66	223	217	451	13	12
473	1,256	1,126	1,825	636	558	773	234	217	376	74	57	120	312	294	555	6	5
474	1,540	1,432	2,754	682	617	1,004	432	421	934	101	88	186	325	306	629	13	11
475	803	727	1,250	345	304	440	211	191	359	51	44	101	196	188	350	11	10
476	568	506	904	271	235	385	125	114	206	36	30	50	136	127	263	5	5

## Number of Military Retirees by Zip Code as of September 30, 2015 (Payment in Thousands)

ZIP Code	----- DOD -----			----- ARMY -----			----- NAVY -----			----- MARINES -----			----- AIR FORCE -----			----- COAST GUARD -----	
	Number Retired	Paid By DOD	Monthly Payment	Number Retired	Paid By DOD	Monthly Payment	Number Retired	Paid By DOD	Monthly Payment	Number Retired	Paid By DOD	Monthly Payment	Number Retired	Paid By DOD	Monthly Payment	Number Retired	Paid By DHS
477	658	606	1,028	318	289	426	139	130	224	45	36	58	156	151	319	9	8
478	1,125	1,043	1,659	436	395	561	178	165	295	59	49	99	452	434	705	10	10
479	1,005	904	1,659	491	435	695	210	194	399	66	47	100	238	228	464	8	8
480	3,514	3,128	5,638	1,418	1,215	2,360	701	647	1,038	252	196	434	1,143	1,070	1,806	137	134
481	3,211	2,788	4,955	1,315	1,099	1,836	807	737	1,341	284	201	366	805	751	1,413	50	48
482	1,399	1,175	1,760	753	602	878	253	228	347	80	58	89	313	287	445	45	39
483	1,933	1,740	3,341	845	744	1,442	422	386	709	125	96	192	541	514	997	36	32
484	1,329	1,162	1,930	538	441	645	344	320	559	107	83	154	340	318	572	23	20
485	361	275	399	199	140	184	71	61	90	26	18	28	65	56	96	1	1
486	1,571	1,396	2,325	705	603	854	396	371	642	105	74	152	365	348	677	42	38
487	1,132	1,018	1,845	352	294	453	209	199	338	69	45	79	502	480	975	35	34
488	2,028	1,820	3,212	1,073	936	1,532	404	385	679	113	88	172	438	411	828	21	18
489	481	433	727	282	251	395	99	92	163	33	27	47	67	63	122	5	4
490	2,711	2,449	4,399	1,090	948	1,560	637	599	1,055	173	133	246	811	769	1,538	38	38
491	415	376	709	166	144	236	117	114	221	33	23	40	99	95	212	6	6
492	1,181	1,039	1,715	583	501	733	246	226	409	87	62	121	265	250	453	20	19
493	1,107	967	1,749	500	414	657	266	250	470	74	54	120	267	249	501	25	25
494	1,816	1,630	2,994	700	596	988	524	498	936	132	100	199	460	436	871	139	134
495	793	697	1,252	356	302	501	202	187	345	52	35	79	183	173	327	19	15
496	1,414	1,296	2,454	529	467	781	387	364	664	85	69	144	413	396	865	205	197
497	1,453	1,304	2,490	574	497	742	318	295	586	86	60	123	475	452	1,039	241	235
498	1,561	1,431	2,663	547	480	722	298	278	550	52	41	81	664	632	1,311	57	53
499	638	600	1,042	268	250	377	174	165	279	30	27	49	166	158	337	31	31
500	1,006	950	1,711	522	489	846	165	156	304	32	31	57	287	274	504	6	6
501	839	775	1,367	418	381	653	143	133	243	39	32	72	239	229	399	5	5
502	951	895	1,572	426	387	648	165	162	274	47	40	80	313	306	570	10	8
503	1,055	960	1,589	473	421	684	177	164	277	65	50	105	340	325	523	6	4
504	403	372	627	192	172	235	103	98	186	14	11	22	94	91	184	3	3
505	573	531	803	281	249	325	113	112	192	17	14	33	162	156	253	5	5
506	596	547	896	267	237	346	145	141	217	47	38	70	137	131	263	2	2
507	281	254	372	119	107	142	93	87	110	22	18	35	47	42	85	3	3
508	187	167	241	107	94	104	33	33	65	10	7	14	37	33	59	3	3
509	4	3	3	1	1	1	0	0	0	2	1	0	1	1	2	0	0
510	424	405	629	133	124	196	73	70	110	19	16	30	199	195	293	3	2
511	409	388	579	103	92	137	71	69	110	13	10	18	222	217	314	1	1
512	108	100	168	42	36	52	20	18	36	3	3	9	43	43	71	0	0
513	217	203	364	102	91	128	52	52	96	8	5	8	55	55	132	2	2
514	176	160	270	83	71	113	36	34	59	7	5	9	50	50	89	3	2
515	1,088	989	1,914	353	304	470	205	189	368	42	33	68	488	463	1,007	10	10
516	165	161	284	67	65	85	33	33	65	5	5	10	60	58	123	2	2
520	497	450	769	214	186	289	166	157	237	37	30	62	80	77	181	9	7
521	226	212	432	104	96	181	60	58	111	15	12	36	47	46	104	6	5
522	552	520	1,007	267	248	407	132	130	256	37	31	64	116	111	281	1	0
523	618	582	1,033	262	240	368	152	148	263	37	30	53	167	164	349	4	4
524	478	434	801	188	164	258	147	142	263	23	13	24	120	115	256	3	3
525	524	487	782	271	249	343	127	122	213	30	25	57	96	91	170	4	3
526	472	424	654	258	231	297	105	98	179	27	22	50	82	73	128	14	14
527	716	652	1,277	403	364	764	153	140	253	32	27	53	128	121	207	7	6
528	506	471	939	312	291	594	110	105	187	28	22	40	56	53	118	1	1
530	1,935	1,773	3,085	850	770	1,184	428	404	755	126	92	194	531	507	952	57	56
531	2,709	2,517	4,531	910	813	1,262	944	905	1,823	141	108	229	714	691	1,216	74	70
532	1,521	1,327	2,015	738	639	886	327	295	504	91	62	118	365	331	507	52	47
534	440	400	681	180	156	233	126	120	225	27	23	45	107	101	177	14	14
535	2,080	1,937	3,459	902	833	1,416	381	360	646	129	101	209	668	643	1,189	31	31
537	716	657	1,244	308	277	489	129	119	228	34	21	37	245	240	489	15	14
538	189	174	304	95	86	133	43	40	67	9	6	16	42	42	88	3	3
539	939	873	1,464	465	427	627	148	136	247	35	29	54	291	281	536	15	13
540	580	534	1,030	249	222	380	125	117	250	36	31	63	170	164	337	7	7
541	957	878	1,545	426	384	624	254	244	472	63	48	89	214	202	360	47	42
542	509	462	813	227	199	302	136	127	234	29	25	47	117	111	229	67	59
543	554	498	861	231	204	312	143	129	217	42	34	73	138	131	260	30	28
544	1,628	1,493	2,448	807	738	1,058	359	338	588	86	60	102	376	357	700	25	23
545	582	549	983	247	230	347	126	121	232	41	34	74	168	164	330	11	11
546	2,054	1,959	3,666	1,257	1,202	2,169	330	317	560	66	57	103	401	383	833	13	10
547	1,133	1,037	1,904	527	473	745	243	234	433	71	58	121	292	272	603	17	17

## Number of Military Retirees by Zip Code as of September 30, 2015 (Payment in Thousands)

ZIP Code	----- DOD -----			----- ARMY -----			----- NAVY -----			----- MARINES -----			----- AIR FORCE -----			----- COAST GUARD -----	
	Number Retired	Paid By DOD	Monthly Payment	Number Retired	Paid By DOD	Monthly Payment	Number Retired	Paid By DOD	Monthly Payment	Number Retired	Paid By DOD	Monthly Payment	Number Retired	Paid By DOD	Monthly Payment	Number Retired	Paid By DHS
548	1,110	1,015	1,790	466	415	605	216	198	381	63	48	94	365	354	710	40	37
549	1,888	1,728	2,985	904	819	1,248	417	394	735	110	78	157	457	437	845	38	35
550	2,627	2,427	4,285	1,164	1,060	1,640	558	516	1,005	140	117	219	765	734	1,421	23	22
551	2,115	1,957	3,499	918	840	1,414	446	415	717	112	88	182	639	614	1,185	24	23
553	2,756	2,504	4,699	1,140	1,009	1,717	671	615	1,183	161	133	257	784	747	1,543	30	28
554	2,308	2,082	3,642	959	837	1,386	608	569	1,031	119	82	160	622	594	1,065	31	28
556	96	82	168	26	24	44	28	26	55	9	5	11	33	27	58	6	6
557	918	842	1,374	321	291	395	197	183	321	27	15	38	373	353	620	26	21
558	848	805	1,289	206	186	237	118	110	179	20	17	27	504	492	847	49	48
559	1,161	1,063	1,810	540	488	738	273	254	449	44	33	58	304	288	566	10	10
560	899	821	1,276	462	425	549	158	146	247	59	46	92	220	204	389	5	5
561	346	331	442	187	175	188	59	58	87	5	5	11	95	93	156	1	1
562	522	488	691	303	283	317	85	80	140	16	15	29	118	110	205	2	2
563	1,482	1,343	2,179	846	769	1,067	234	208	376	62	44	89	340	322	646	14	12
564	1,082	1,011	1,746	537	500	745	221	207	381	46	39	73	278	265	547	12	11
565	1,054	994	1,669	380	347	529	190	179	315	32	28	48	452	440	777	5	5
566	506	465	857	205	178	292	121	115	227	25	22	43	155	150	295	9	8
567	329	306	515	119	109	156	58	52	85	11	6	14	141	139	260	2	2
570	1,208	1,144	2,168	500	471	819	229	213	441	44	39	93	435	421	815	19	18
571	1,335	1,264	2,424	417	384	740	297	283	576	53	44	97	568	553	1,011	12	11
572	436	410	726	219	200	292	90	85	175	11	11	23	116	114	237	4	4
573	570	538	880	346	326	446	83	79	157	6	5	18	135	128	258	8	6
574	291	273	459	156	143	201	53	50	99	12	11	21	70	69	138	0	0
575	238	215	394	136	123	186	34	33	67	13	9	21	55	50	120	1	1
576	64	55	82	38	33	44	7	7	14	6	3	3	13	12	20	0	0
577	4,126	3,907	8,596	953	881	1,843	405	383	873	78	57	149	2,690	2,586	5,731	36	33
580	485	460	752	187	172	237	67	66	124	9	3	4	222	219	387	2	2
581	599	560	1,021	179	158	262	77	70	127	10	9	17	333	323	615	3	3
582	1,171	1,120	2,116	208	188	258	68	64	108	15	10	17	880	858	1,733	4	4
583	278	268	430	174	166	234	30	29	55	3	3	5	71	70	136	0	0
584	231	208	311	140	127	165	40	37	60	4	2	6	47	42	80	6	5
585	884	820	1,516	546	517	900	101	86	164	26	19	44	211	198	408	6	6
586	158	152	265	77	74	113	19	19	39	8	7	16	54	52	97	3	3
587	1,453	1,388	2,717	158	144	242	49	45	83	13	10	14	1,233	1,189	2,378	4	3
588	109	99	175	53	45	72	26	26	52	4	4	8	26	24	43	0	0
590	523	485	937	204	182	305	128	124	236	41	35	82	150	144	315	14	13
591	754	688	1,309	294	258	438	191	181	321	62	53	125	207	196	424	18	17
592	182	166	254	87	75	93	38	37	63	5	3	4	52	51	94	2	2
593	167	156	282	74	67	102	43	41	83	5	4	6	45	44	91	8	8
594	2,791	2,660	5,079	348	311	502	239	228	401	55	44	93	2,149	2,077	4,083	15	14
595	162	153	227	103	96	116	18	17	39	1	1	3	40	39	69	3	3
596	1,050	995	2,038	611	578	1,131	159	151	316	35	29	72	245	237	519	17	15
597	1,142	1,068	2,397	502	468	926	263	246	553	77	64	177	300	290	741	24	23
598	1,531	1,418	3,156	568	516	1,082	397	377	793	121	102	261	445	423	1,019	44	37
599	1,013	941	2,185	399	359	759	234	223	510	72	64	176	308	295	739	35	33
600	4,694	4,398	9,317	1,230	1,094	2,261	2,527	2,435	5,121	294	252	549	643	617	1,386	39	38
601	2,088	1,836	3,345	838	688	1,183	506	475	880	178	141	255	566	532	1,027	34	34
602	88	77	170	33	29	52	28	26	57	11	6	17	16	16	45	1	1
603	95	85	182	42	36	77	23	20	42	5	5	13	25	24	50	0	0
604	2,333	2,020	3,270	1,103	944	1,488	534	486	767	221	157	288	475	433	727	36	34
605	1,556	1,377	2,582	627	539	953	415	385	717	137	99	190	377	354	721	23	23
606	2,272	1,885	2,859	1,221	1,011	1,415	462	394	633	180	109	168	409	371	644	24	21
607	99	81	118	40	34	47	27	24	31	10	5	8	22	18	32	1	1
608	126	97	133	61	41	49	31	29	43	17	12	22	17	15	18	2	2
609	431	384	703	164	143	260	103	96	159	26	20	35	138	125	249	2	2
610	908	819	1,469	378	317	514	259	244	442	60	53	104	211	205	408	7	7
611	496	425	692	222	182	272	119	111	200	45	30	43	110	102	178	3	3
612	1,015	907	1,876	522	456	1,010	240	223	392	75	67	139	178	161	336	7	7
613	397	362	626	168	150	225	124	119	225	21	16	27	84	77	149	4	4
614	626	566	1,016	290	256	417	160	146	265	25	22	47	151	142	287	5	5
615	707	641	1,108	257	217	357	159	152	256	43	35	65	248	237	430	19	19
616	499	458	747	174	152	260	112	103	169	37	32	58	176	171	260	15	15
617	673	619	1,187	281	249	432	165	161	302	42	32	68	185	177	385	5	3
618	1,153	1,044	2,013	363	322	547	202	187	370	55	43	93	533	492	1,004	13	13
619	401	357	625	171	147	215	98	94	165	27	20	42	105	96	203	2	2

## Number of Military Retirees by Zip Code as of September 30, 2015 (Payment in Thousands)

ZIP Code	----- DOD -----			----- ARMY -----			----- NAVY -----			----- MARINES -----			----- AIR FORCE -----			----- COAST GUARD -----	
	Number Retired	Paid By DOD	Monthly Payment	Number Retired	Paid By DOD	Monthly Payment	Number Retired	Paid By DOD	Monthly Payment	Number Retired	Paid By DOD	Monthly Payment	Number Retired	Paid By DOD	Monthly Payment	Number Retired	Paid By DHS
620	1,600	1,474	2,993	567	497	925	372	347	659	94	73	138	567	557	1,271	27	26
622	9,415	9,031	24,140	1,170	1,052	2,351	635	597	1,333	194	161	398	7,416	7,221	20,058	94	92
623	492	442	808	204	171	272	120	112	208	32	26	38	136	133	288	7	7
624	588	527	918	268	226	335	138	128	251	21	18	39	161	155	292	1	0
625	779	720	1,190	327	295	440	200	189	331	38	29	67	214	207	352	1	1
626	782	734	1,343	317	286	517	135	131	245	33	28	50	297	289	531	3	2
627	708	662	1,215	328	302	571	98	92	169	27	20	54	255	248	421	5	4
628	892	794	1,491	351	295	468	203	186	358	53	42	93	285	271	572	15	14
629	1,165	1,052	2,067	487	414	694	274	262	505	69	58	126	335	318	742	6	5
630	3,286	2,999	5,910	1,361	1,217	2,355	627	581	1,110	209	166	342	1,089	1,035	2,104	85	80
631	2,885	2,579	4,958	1,233	1,069	1,943	538	482	881	148	113	225	966	915	1,910	66	64
632	1	1	3	1	1	3	0	0	0	0	0	0	0	0	0	0	0
633	2,483	2,282	4,638	852	741	1,483	513	488	939	182	154	332	936	899	1,885	52	51
634	340	308	491	171	152	193	79	76	147	24	15	28	66	65	123	4	4
635	290	269	515	134	121	218	66	64	131	16	13	28	74	71	138	1	1
636	742	662	1,113	336	286	435	155	144	249	47	37	70	204	195	359	16	15
637	781	727	1,220	314	281	425	238	230	358	41	34	74	188	182	363	5	4
638	624	563	886	309	279	379	117	113	175	26	15	39	172	156	293	8	8
639	695	622	1,077	313	266	397	148	140	269	37	27	62	197	189	349	6	4
640	4,803	4,469	9,058	1,524	1,370	2,655	735	687	1,258	494	451	1,049	2,050	1,961	4,096	51	50
641	2,273	2,080	4,207	984	890	1,854	433	401	732	178	148	332	678	641	1,289	28	27
644	622	582	1,053	247	223	369	122	117	207	28	23	49	225	219	428	6	5
645	596	560	933	160	142	224	102	98	153	30	25	44	304	295	512	3	3
646	382	348	618	149	126	199	105	102	175	21	18	46	107	102	198	8	7
647	815	748	1,260	323	281	415	142	133	229	55	49	107	295	285	509	5	5
648	1,273	1,185	2,096	602	546	874	321	306	539	52	45	98	298	288	584	12	9
650	1,244	1,149	2,349	617	565	1,089	236	218	406	66	54	124	325	312	731	16	16
651	634	615	1,217	425	411	783	75	71	140	23	22	42	111	111	251	5	5
652	1,285	1,190	2,548	601	545	1,069	250	238	510	76	59	125	358	348	844	21	20
653	1,534	1,450	2,729	311	276	408	157	151	271	47	40	90	1,019	983	1,961	9	8
654	1,627	1,509	3,113	1,180	1,092	2,291	184	172	327	62	54	125	201	191	370	7	6
655	3,512	3,257	6,736	2,770	2,558	5,327	254	239	450	142	132	306	236	228	653	23	21
656	1,798	1,669	3,200	715	637	1,099	415	405	770	108	92	205	560	535	1,127	31	28
657	2,375	2,194	4,355	1,028	914	1,665	547	530	1,043	132	117	272	668	633	1,376	33	31
658	1,515	1,390	2,643	683	619	1,159	377	356	614	80	69	144	375	346	726	16	15
660	4,727	4,487	12,481	3,253	3,084	9,250	531	500	1,041	196	178	521	747	725	1,668	33	32
661	484	428	847	307	275	574	66	58	84	31	22	44	80	73	145	4	3
662	1,723	1,606	4,126	701	629	1,713	358	341	732	173	159	455	491	477	1,226	19	18
664	1,914	1,763	3,356	1,613	1,478	2,813	83	79	143	24	20	48	194	186	351	12	12
665	2,027	1,905	4,232	1,593	1,498	3,316	127	115	250	26	23	64	281	269	602	7	7
666	1,372	1,256	2,409	678	605	1,183	145	131	214	49	40	76	500	480	935	84	82
667	646	601	1,050	313	288	443	151	144	271	25	20	44	157	149	292	3	3
668	395	361	627	231	207	335	66	64	132	14	9	18	84	81	142	5	5
669	161	149	258	85	78	117	27	25	52	6	5	12	43	41	76	0	0
670	1,860	1,774	3,569	420	375	644	220	210	358	49	43	92	1,171	1,146	2,475	9	8
671	797	760	1,441	240	221	351	111	104	191	29	25	58	417	410	841	6	5
672	2,948	2,780	5,475	743	656	1,116	326	315	592	88	75	157	1,791	1,734	3,610	7	7
673	392	360	613	176	160	243	96	92	158	24	18	33	96	90	179	3	3
674	1,344	1,248	2,332	918	844	1,523	133	125	230	35	28	51	258	251	528	1	1
675	569	522	878	262	231	338	167	159	272	28	24	53	112	108	216	7	7
676	245	228	422	122	113	169	52	49	95	12	10	27	59	56	131	1	1
677	114	104	194	56	49	79	21	21	45	4	3	8	33	31	62	1	1
678	215	194	309	124	112	159	33	32	58	11	9	16	47	41	77	2	2
679	47	40	67	27	22	37	7	7	15	2	1	0	11	10	15	0	0
680	3,714	3,562	9,196	437	391	805	374	362	890	61	50	133	2,842	2,759	7,368	15	13
681	6,233	5,886	14,179	991	867	1,736	646	610	1,373	156	127	304	4,440	4,282	10,767	35	32
683	415	390	666	188	179	263	82	73	146	17	15	33	128	123	225	2	2
684	490	459	838	206	190	318	79	76	135	17	14	31	188	179	354	4	4
685	1,462	1,379	2,583	687	635	1,149	220	210	391	55	47	91	500	487	952	9	8
686	211	194	304	86	74	97	56	52	87	8	8	16	61	60	105	2	1
687	391	360	661	180	160	255	69	67	134	14	12	28	128	121	243	2	2
688	556	495	840	245	212	295	127	121	220	29	23	41	155	139	285	2	1
689	333	294	469	141	125	158	79	70	116	10	7	14	103	92	181	3	1
690	97	82	146	41	31	44	23	22	38	6	3	6	27	26	57	3	3
691	354	318	564	139	120	195	103	98	181	13	10	20	99	90	168	7	7





**Number of Military Retirees by Zip Code as of September 30, 2015  
(Payment in Thousands)**

ZIP Code	----- DOD -----			----- ARMY -----			----- NAVY -----			----- MARINES -----			----- AIR FORCE -----			----- COAST GUARD -----	
	Number Retired	Paid By DOD	Monthly Payment	Number Retired	Paid By DOD	Monthly Payment	Number Retired	Paid By DOD	Monthly Payment	Number Retired	Paid By DOD	Monthly Payment	Number Retired	Paid By DOD	Monthly Payment	Number Retired	Paid By DHS
768	663	618	1,223	320	291	526	115	110	214	35	31	67	193	186	416	7	7
769	2,032	1,914	4,008	465	410	755	213	209	398	79	69	146	1,275	1,226	2,709	9	9
770	5,324	4,616	9,531	2,233	1,828	3,690	1,262	1,121	2,247	385	305	641	1,444	1,362	2,953	160	156
772	190	167	351	94	80	165	34	29	59	7	6	10	55	52	117	8	7
773	6,232	5,762	13,123	2,271	2,016	4,521	1,564	1,486	3,161	471	409	977	1,926	1,851	4,463	193	188
774	3,878	3,588	8,047	1,561	1,401	3,119	952	907	1,925	325	278	611	1,040	1,002	2,392	99	94
775	4,473	4,025	8,342	1,695	1,430	2,898	1,044	984	1,941	325	269	554	1,409	1,342	2,949	348	327
776	1,133	986	1,677	463	386	613	297	280	474	86	54	108	287	266	482	64	62
777	510	455	822	242	211	347	112	105	196	44	32	72	112	107	208	27	27
778	1,581	1,466	3,934	727	658	1,691	244	232	536	136	117	372	474	459	1,336	20	19
779	784	719	1,412	318	286	486	183	173	341	60	52	115	223	208	470	22	21
780	6,243	5,899	15,958	1,865	1,716	4,617	857	804	1,919	249	228	599	3,272	3,151	8,823	88	84
781	15,784	15,056	38,861	5,206	4,815	11,800	1,296	1,240	2,661	403	360	868	8,879	8,641	23,532	85	77
782	37,657	35,405	91,403	13,433	12,178	31,539	2,936	2,767	6,021	969	869	1,980	20,319	19,591	51,862	186	171
783	2,165	2,019	4,055	549	482	912	1,098	1,059	2,118	105	88	201	413	390	824	51	48
784	3,399	3,161	6,928	934	827	1,657	1,641	1,572	3,544	240	210	502	584	552	1,224	166	159
785	2,988	2,700	4,956	1,482	1,304	2,153	518	488	842	284	233	520	704	675	1,442	64	58
786	9,625	9,080	22,257	3,934	3,612	8,480	1,543	1,493	3,424	482	430	1,054	3,666	3,545	9,298	99	95
787	5,388	5,050	13,525	1,819	1,641	3,991	643	611	1,477	238	190	503	2,688	2,608	7,556	28	25
788	1,161	1,087	2,332	291	256	488	124	118	229	51	42	94	695	671	1,521	18	17
789	411	371	845	166	137	284	77	75	159	28	24	66	140	135	336	12	12
790	585	514	936	258	216	335	131	125	238	45	37	82	151	136	282	6	5
791	1,095	1,020	1,978	389	359	636	276	261	492	85	71	146	345	329	705	3	2
792	133	116	204	67	56	95	25	22	37	11	10	18	30	28	54	2	1
793	383	341	649	148	123	208	74	65	127	19	15	26	142	138	287	2	1
794	1,320	1,189	2,582	432	364	734	202	189	369	78	58	122	608	578	1,357	3	3
795	771	712	1,396	209	171	315	103	100	168	26	24	55	433	417	857	4	4
796	2,875	2,727	6,029	298	263	518	137	133	296	46	35	74	2,394	2,296	5,188	5	4
797	1,055	930	1,792	412	344	600	215	197	364	81	65	114	347	324	715	9	8
798	274	233	489	155	127	266	46	41	83	14	10	19	59	55	121	4	4
799	9,785	8,814	19,590	8,093	7,276	16,612	689	639	1,048	256	214	472	747	685	1,458	26	21
800	6,648	6,139	13,663	1,869	1,669	3,675	966	903	1,856	267	217	494	3,546	3,350	7,638	45	39
801	6,062	5,778	17,067	1,670	1,539	4,222	897	863	2,188	264	220	575	3,231	3,156	10,083	65	62
802	3,651	3,232	6,662	1,330	1,133	2,281	607	548	1,032	191	140	295	1,523	1,411	3,053	36	30
803	257	236	692	72	63	171	67	64	194	18	15	48	100	94	279	7	6
804	1,142	1,060	2,948	345	312	829	250	236	576	77	67	186	470	445	1,357	11	9
805	2,737	2,530	6,187	829	737	1,677	597	555	1,260	176	147	373	1,135	1,091	2,877	29	27
806	1,029	941	1,871	331	280	512	220	204	395	73	65	126	405	392	838	8	7
807	175	160	312	64	56	92	51	48	95	7	6	10	53	50	114	1	1
808	4,354	4,083	9,665	2,318	2,117	4,663	262	249	631	90	81	226	1,684	1,636	4,145	11	11
809	21,280	20,177	55,843	8,968	8,199	19,745	1,199	1,150	3,157	324	290	853	10,789	10,538	32,088	91	83
810	1,899	1,727	3,319	902	802	1,491	354	328	581	97	84	176	546	513	1,071	20	16
811	388	359	822	130	121	223	92	83	200	26	22	59	140	133	340	7	7
812	922	865	2,037	394	361	764	164	154	366	23	23	58	341	327	849	12	11
813	301	277	701	98	84	164	76	72	169	27	23	55	100	98	313	9	9
814	580	535	1,215	187	171	329	147	137	318	48	37	103	198	190	465	8	8
815	822	730	1,574	265	231	483	225	209	427	62	48	109	270	242	556	8	5
816	330	307	805	119	105	252	76	75	189	22	17	42	113	110	322	6	6
820	3,142	2,999	6,218	532	491	943	256	241	439	42	37	83	2,312	2,230	4,754	23	22
821	5	5	7	1	1	1	1	1	2	0	0	0	3	3	5	0	0
822	256	244	424	136	132	193	34	31	55	8	7	17	78	74	159	2	1
823	87	75	140	25	17	26	27	26	50	6	4	9	29	28	55	1	0
824	406	381	760	193	180	288	92	90	203	21	17	40	100	94	229	7	7
825	206	185	393	71	64	111	45	41	83	20	12	28	70	68	171	2	2
826	430	392	724	165	143	248	120	115	212	28	22	46	117	112	218	5	5
827	248	225	433	104	86	143	44	44	82	19	17	38	81	78	170	5	4
828	326	298	637	128	114	189	79	74	165	18	15	34	101	95	248	7	7
829	233	209	395	95	84	125	66	58	117	13	9	23	59	58	129	7	7
830	61	58	163	18	16	40	20	19	57	3	3	10	20	20	56	1	1
831	126	121	291	46	43	71	25	24	72	9	9	27	46	45	121	1	1
832	918	857	1,552	379	347	526	247	237	491	42	34	77	250	239	458	8	8
833	914	847	1,558	356	331	501	220	206	414	53	43	103	285	267	539	11	11
834	1,039	972	2,075	354	316	526	360	348	847	39	32	69	286	276	632	12	10
835	544	509	1,009	194	176	316	145	143	293	42	38	83	163	152	317	18	16
836	5,420	5,142	10,648	1,335	1,225	2,367	799	760	1,580	185	158	357	3,101	2,999	6,344	102	92

## Number of Military Retirees by Zip Code as of September 30, 2015 (Payment in Thousands)

ZIP Code	----- DOD -----			----- ARMY -----			----- NAVY -----			----- MARINES -----			----- AIR FORCE -----			----- COAST GUARD -----	
	Number Retired	Paid By DOD	Monthly Payment	Number Retired	Paid By DOD	Monthly Payment	Number Retired	Paid By DOD	Monthly Payment	Number Retired	Paid By DOD	Monthly Payment	Number Retired	Paid By DOD	Monthly Payment	Number Retired	Paid By DHS
837	2,734	2,569	5,547	853	784	1,546	424	393	847	111	91	220	1,346	1,301	2,934	35	34
838	2,354	2,183	4,829	694	622	1,276	647	610	1,354	176	148	382	837	803	1,816	75	73
840	9,115	8,630	18,524	2,666	2,486	4,955	925	867	1,809	303	255	580	5,221	5,022	11,180	82	75
841	2,158	1,997	3,689	1,062	987	1,728	351	315	613	79	63	127	666	632	1,222	22	20
843	992	939	1,937	379	344	587	117	114	219	29	23	51	467	458	1,080	13	12
844	1,984	1,877	3,936	425	383	630	194	184	311	46	35	79	1,319	1,275	2,916	19	16
845	181	169	318	69	63	104	44	43	72	13	8	14	55	55	128	5	5
846	992	939	1,968	515	486	811	118	114	259	42	35	85	317	304	813	5	5
847	1,541	1,449	3,185	575	530	906	291	271	646	83	75	222	592	573	1,412	29	29
850	4,831	4,335	8,748	1,582	1,309	2,382	860	803	1,554	273	212	500	2,116	2,011	4,312	59	52
851	2,629	2,452	4,774	905	815	1,465	607	584	1,120	183	152	319	934	901	1,869	42	40
852	8,396	7,842	18,622	2,595	2,330	5,282	1,541	1,453	3,243	535	470	1,154	3,725	3,589	8,943	125	122
853	14,962	14,149	31,422	3,302	2,931	5,907	2,487	2,378	5,030	1,720	1,614	3,857	7,453	7,226	16,629	194	180
854	2	2	5	0	0	0	1	1	2	1	1	3	0	0	0	0	0
855	583	537	1,016	180	157	243	120	116	221	49	37	77	234	227	476	10	10
856	8,105	7,710	18,101	4,831	4,576	10,788	819	784	1,732	253	224	597	2,202	2,126	4,984	55	50
857	11,265	10,658	25,368	2,264	2,041	4,660	1,358	1,263	2,819	412	347	888	7,231	7,007	17,001	62	56
858	2	1	2	2	1	2	0	0	0	0	0	0	0	0	0	0	0
859	617	571	1,132	190	172	301	120	110	224	49	42	88	258	247	519	10	10
860	679	601	1,288	271	224	416	166	157	318	69	53	114	173	167	439	11	10
863	2,343	2,167	5,144	601	520	1,070	621	591	1,351	220	191	478	901	865	2,245	51	49
864	1,758	1,623	3,046	483	413	678	588	555	1,075	172	154	328	515	501	965	42	40
865	67	50	62	36	26	32	6	5	7	13	9	12	12	10	11	0	0
870	2,095	1,957	4,749	560	495	1,022	356	332	761	105	91	243	1,074	1,039	2,723	18	16
871	9,314	8,790	22,287	2,097	1,890	4,200	1,287	1,207	2,850	358	316	769	5,572	5,377	14,469	90	81
872	1	0	0	0	0	0	0	0	0	0	0	0	1	0	0	0	0
873	126	104	193	58	45	75	25	25	47	19	11	21	24	23	51	0	0
874	371	330	658	145	122	221	97	93	182	29	23	53	100	92	202	4	4
875	1,150	1,061	2,546	579	519	1,073	218	207	541	51	41	109	302	294	823	13	11
877	290	266	521	161	147	223	35	31	59	18	14	37	76	74	202	7	6
878	149	138	259	66	58	78	31	30	67	9	8	22	43	42	91	3	3
879	189	167	316	76	64	124	40	37	67	10	9	21	63	57	104	3	3
880	2,641	2,453	5,211	1,419	1,297	2,631	417	392	841	103	90	196	702	674	1,544	33	32
881	1,401	1,318	2,642	119	105	177	88	80	151	24	17	27	1,170	1,116	2,287	2	2
882	885	814	1,509	417	381	633	173	165	317	47	34	82	248	234	476	7	7
883	2,572	2,457	5,214	379	351	681	193	179	376	34	31	76	1,966	1,896	4,081	20	16
884	151	144	239	85	79	108	27	27	55	6	5	11	33	33	64	2	2
890	9,348	8,913	19,742	1,725	1,585	3,385	1,836	1,762	3,756	510	475	1,149	5,277	5,091	11,452	120	112
891	13,447	12,778	28,250	2,598	2,312	4,834	2,654	2,561	5,371	687	624	1,482	7,508	7,281	16,563	127	113
892	1	1	2	0	0	0	0	0	0	0	0	0	1	1	2	0	0
893	70	64	107	23	18	31	12	12	18	10	9	14	25	25	44	0	0
894	3,346	3,161	6,744	734	645	1,273	1,431	1,397	3,000	241	222	547	940	897	1,923	84	80
895	1,990	1,870	4,588	596	543	1,370	516	498	1,150	153	129	345	725	700	1,724	48	47
897	590	540	1,173	192	165	337	170	160	351	48	43	107	180	172	378	11	10
898	191	174	319	69	58	95	59	58	116	15	11	19	48	47	90	7	7
900	1,551	1,279	2,157	625	494	740	425	371	636	145	103	166	356	311	615	27	26
902	1,673	1,524	3,915	439	359	663	403	379	802	119	96	208	712	690	2,243	45	42
903	137	119	195	51	43	68	39	36	57	15	11	15	32	29	56	1	1
904	94	75	164	34	22	50	25	23	39	11	8	13	24	22	61	3	3
905	413	373	906	92	74	129	101	93	168	19	15	42	201	191	566	7	7
906	1,126	948	1,701	384	294	470	415	370	665	117	85	162	210	199	404	25	22
907	1,890	1,719	3,528	477	407	763	851	800	1,496	123	92	174	439	420	1,096	70	66
908	1,188	1,066	2,059	303	253	432	589	554	1,057	77	61	130	219	198	439	45	42
909	2	1	2	0	0	0	1	0	0	0	0	0	1	1	2	0	0
910	351	306	649	140	117	219	97	89	200	22	13	27	92	87	203	1	1
911	215	192	403	70	57	106	66	64	138	17	14	27	62	57	132	4	4
912	185	170	328	63	54	101	64	62	97	17	15	36	41	39	94	0	0
913	1,979	1,766	3,782	561	457	887	638	597	1,287	161	125	266	619	587	1,342	45	41
914	214	173	306	70	45	80	64	60	101	18	9	15	62	59	110	8	5
915	118	100	167	27	21	31	48	42	67	14	10	15	29	27	55	5	4
916	129	112	195	37	31	49	41	35	69	9	6	6	42	40	71	0	0
917	2,670	2,298	3,931	920	733	1,150	715	648	1,108	326	258	461	709	659	1,212	44	42
918	56	45	81	26	17	28	14	13	22	4	3	7	12	12	24	1	1
919	11,261	10,753	24,675	571	484	940	9,736	9,393	21,716	534	481	1,168	420	395	851	77	65
920	15,382	14,522	38,405	1,226	1,028	2,252	8,177	7,875	20,635	4,709	4,418	12,228	1,270	1,201	3,289	177	160



**Number of Military Retirees by Zip Code as of September 30, 2015  
(Payment in Thousands)**

ZIP Code	----- DOD -----			----- ARMY -----			----- NAVY -----			----- MARINES -----			----- AIR FORCE -----			----- COAST GUARD -----	
	Number Retired	Paid By DOD	Monthly Payment	Number Retired	Paid By DOD	Monthly Payment	Number Retired	Paid By DOD	Monthly Payment	Number Retired	Paid By DOD	Monthly Payment	Number Retired	Paid By DOD	Monthly Payment	Number Retired	Paid By DHS
988	1,077	1,008	2,119	362	326	576	336	325	712	54	46	99	325	311	732	50	47
989	1,122	1,026	1,984	500	447	778	265	245	507	77	68	151	280	266	548	56	50
990	2,886	2,747	5,993	464	408	854	367	346	724	89	81	195	1,966	1,912	4,220	60	58
991	1,043	967	1,986	303	264	494	299	285	588	35	30	76	406	388	828	38	38
992	4,194	3,954	8,716	822	729	1,502	586	546	1,115	138	114	259	2,648	2,565	5,840	87	80
993	1,878	1,750	3,725	615	546	1,033	660	635	1,361	101	86	230	502	483	1,102	81	77
994	186	169	372	68	60	109	53	50	111	11	10	28	54	49	125	3	2
995	5,592	5,199	12,105	1,739	1,544	3,515	322	297	648	92	75	191	3,439	3,283	7,751	170	162
996	2,392	2,214	4,669	889	795	1,611	248	230	475	56	45	102	1,199	1,144	2,481	351	342
997	2,382	2,182	4,571	1,209	1,075	2,292	89	82	167	34	27	50	1,050	998	2,061	20	19
998	178	166	356	84	78	154	34	31	70	8	7	23	52	50	109	192	187
999	57	48	105	24	20	39	17	13	28	6	5	15	10	10	23	82	80
OTHER	11,277	10,776	22,979	4,077	3,799	8,202	3,704	3,587	7,230	553	507	1,249	2,943	2,883	6,298	154	145
<b>TOTAL</b>	<b>2,129,774</b>	<b>1,982,184</b>	<b>\$4,403,060</b>	<b>814,946</b>	<b>737,702</b>	<b>\$1,528,283</b>	<b>500,455</b>	<b>476,217</b>	<b>\$1,066,625</b>	<b>127,861</b>	<b>110,594</b>	<b>\$272,038</b>	<b>686,512</b>	<b>657,671</b>	<b>\$1,536,114</b>	<b>43,240</b>	<b>41,010</b>



### Number of Military Retirees Receiving Retired Pay as of September 30, 2015 by Rank and Current Age

CURRENT AGE	DOD TOTAL															ALL RETIREES INCLUDING RESERVE RETIRED										
	TOTAL	UNK	O-10	O-9	O-8	O-7	O-6	O-5	O-4	O-3	O-2	O-1	W-5	W-4	W-3	W-2	W-1	E-9	E-8	E-7	E-6	E-5	E-4	E-3	E-2	E-1
71	46,081	0	9	33	95	118	3,732	6,254	3,014	895	118	6	107	778	501	242	7	3,209	6,284	11,845	7,070	1,375	284	78	23	4
72	48,717	0	10	25	92	113	4,057	6,298	3,249	1,000	102	9	88	831	518	271	7	3,526	6,717	12,687	7,438	1,335	248	70	20	6
73	43,523	0	15	35	82	115	3,404	5,111	2,847	922	98	8	55	674	456	257	3	3,113	6,003	11,931	6,986	1,144	183	53	21	7
74	39,648	0	8	23	99	113	3,279	4,468	2,723	916	64	12	62	611	403	230	11	2,986	5,348	10,830	6,254	982	146	57	21	2
75	37,979	1	7	29	103	117	3,178	4,283	2,629	940	67	4	38	612	384	211	4	2,772	4,952	10,322	6,213	928	104	54	20	7
76	36,798	0	5	22	79	91	3,026	4,172	2,416	875	46	2	38	582	371	195	1	2,646	4,728	9,928	6,404	1,037	88	31	13	2
77	37,378	1	7	28	75	116	2,942	3,924	2,285	830	62	7	28	577	422	220	3	2,686	4,677	10,105	6,965	1,261	90	43	19	5
78	36,338	0	7	20	94	97	2,760	3,798	2,128	720	50	1	36	519	382	183	3	2,602	4,347	9,914	7,161	1,352	108	43	8	5
79	34,658	1	13	24	92	99	2,545	3,591	2,010	669	45	6	22	492	400	215	6	2,466	4,128	9,474	6,870	1,341	90	38	15	6
80	32,215	0	10	16	94	109	2,679	3,421	2,001	576	37	3	13	480	355	205	11	2,149	3,830	8,415	6,199	1,426	106	45	31	4
81	29,362	0	8	25	71	86	2,518	3,637	1,886	485	44	6	2	418	254	201	3	1,875	3,245	7,403	5,660	1,363	78	62	27	5
82	27,089	0	6	19	110	79	2,499	3,401	1,879	410	36	1	3	410	248	214	8	1,789	3,109	6,574	4,846	1,247	96	63	38	4
83	25,579	0	2	17	81	96	2,335	3,176	1,774	392	61	6	0	384	248	199	4	1,846	3,088	6,148	4,421	1,061	117	77	42	4
84	24,067	1	6	23	88	68	2,232	2,925	1,740	446	82	9	0	350	216	200	7	1,806	3,019	5,831	3,703	1,062	110	100	42	1
85	22,443	0	9	16	85	76	2,136	2,665	1,619	505	74	8	0	366	210	195	11	1,749	2,857	5,405	3,294	888	134	94	46	1
86	17,666	0	3	14	75	78	1,784	2,274	1,328	357	58	6	0	312	139	159	11	1,360	2,139	4,147	2,548	702	81	70	20	1
87	13,219	0	4	25	68	48	1,337	1,720	1,002	240	40	8	0	226	107	107	8	1,023	1,570	3,018	1,944	583	76	49	16	0
88	9,040	0	2	9	42	20	837	1,094	694	213	40	8	0	164	83	63	7	651	1,039	2,007	1,463	505	73	23	2	1
89	7,407	0	2	7	36	27	718	983	775	223	35	7	0	144	57	50	4	515	766	1,572	1,036	368	62	16	4	0
90	6,745	0	3	8	43	28	777	1,168	908	200	50	13	0	97	54	28	16	453	578	1,217	762	288	43	9	2	0
91	6,255	0	3	7	38	22	732	1,183	953	211	59	24	0	80	46	25	11	389	481	1,089	662	213	21	4	2	0
92	5,089	0	1	7	34	27	621	1,133	793	159	56	31	0	92	39	22	12	269	390	793	450	139	19	2	0	0
93	4,389	0	4	5	16	13	533	1,045	727	174	89	39	0	70	42	22	11	236	272	610	365	106	7	1	2	0
94	3,591	0	0	7	17	13	497	960	572	123	74	30	0	62	36	16	9	162	184	511	230	73	14	1	0	0
95	2,793	0	0	3	15	17	427	760	375	105	50	20	0	62	31	17	8	146	152	410	152	39	3	1	0	0
96	1,696	0	1	2	8	11	285	459	260	59	34	13	0	41	19	12	10	64	89	218	84	27	0	0	0	0
97	1,219	0	0	1	9	9	204	381	182	28	23	14	0	20	10	9	6	33	55	173	47	12	1	1	1	0
98	675	0	1	3	4	5	124	223	80	25	13	4	0	14	7	6	5	14	25	92	20	8	2	0	0	0
99	392	0	0	0	1	4	71	126	54	11	10	1	0	7	5	1	2	7	16	53	14	8	1	0	0	0
100+	463	0	0	2	2	2	91	145	53	16	7	3	0	9	5	2	2	14	16	63	21	8	0	0	2	0
UNK	8	0	0	0	0	0	0	0	0	0	0	0	0	0	0	0	0	3	2	2	1	0	0	0	0	0
<b>TOTAL</b>	<b>1,982,184</b>	<b>35</b>	<b>257</b>	<b>896</b>	<b>3,011</b>	<b>3,273</b>	<b>109,147</b>	<b>188,292</b>	<b>125,917</b>	<b>40,025</b>	<b>3,581</b>	<b>632</b>	<b>3,930</b>	<b>25,382</b>	<b>20,945</b>	<b>10,492</b>	<b>353</b>	<b>106,500</b>	<b>243,981</b>	<b>569,093</b>	<b>400,111</b>	<b>94,086</b>	<b>22,977</b>	<b>6,617</b>	<b>1,994</b>	<b>657</b>
<b>AVG</b>	<b>64.0</b>	<b>41.0</b>	<b>73.5</b>	<b>72.1</b>	<b>73.7</b>	<b>72.4</b>	<b>70.4</b>	<b>68.1</b>	<b>66.1</b>	<b>64.4</b>	<b>67.8</b>	<b>70.0</b>	<b>62.5</b>	<b>67.0</b>	<b>63.7</b>	<b>65.8</b>	<b>74.3</b>	<b>67.5</b>	<b>64.4</b>	<b>62.7</b>	<b>61.8</b>	<b>60.1</b>	<b>50.0</b>	<b>51.6</b>	<b>56.2</b>	<b>50.1</b>
<b>OFFICERS AVE</b>								<b>67.5</b>	<b>ENLISTED AVE</b>												<b>62.6</b>					



### Number of Military Retirees Receiving Retired Pay as of September 30, 2015 by Rank and Current Age

DOD TOTAL ALL RETIREES EXCLUDING RESERVE RETIRED

CURRENT AGE	TOTAL	UNK	O-10	O-9	O-8	O-7	O-6	O-5	O-4	O-3	O-2	O-1	W-5	W-4	W-3	W-2	W-1	E-9	E-8	E-7	E-6	E-5	E-4	E-3	E-2	E-1
71	29,470	0	9	31	52	50	2,148	3,426	2,147	663	103	3	42	405	363	193	2	2,406	4,356	8,381	3,964	425	197	78	23	3
72	32,011	0	10	25	48	51	2,322	3,495	2,385	806	89	8	37	461	387	214	4	2,744	4,787	9,132	4,350	405	157	68	20	6
73	29,643	0	15	35	44	53	1,920	2,762	2,061	747	84	6	23	389	334	207	1	2,498	4,470	8,933	4,445	413	124	51	21	7
74	28,202	0	8	22	61	55	1,932	2,523	2,089	770	53	5	26	398	326	190	1	2,469	4,128	8,384	4,200	390	92	57	21	2
75	27,464	1	7	29	56	61	1,955	2,600	2,060	793	54	4	14	363	298	164	1	2,255	3,803	8,044	4,331	425	66	54	20	6
76	26,553	0	5	22	47	43	1,804	2,592	1,848	684	30	0	12	337	294	148	0	2,100	3,574	7,754	4,645	516	53	30	13	2
77	27,321	1	7	27	44	59	1,751	2,515	1,712	626	47	5	6	291	336	176	1	2,110	3,462	7,990	5,287	751	52	42	19	4
78	26,996	0	7	20	54	41	1,681	2,501	1,595	563	38	0	7	247	305	141	0	2,009	3,285	7,858	5,624	890	74	43	8	5
79	25,751	1	13	24	57	51	1,519	2,341	1,494	495	35	5	3	247	304	174	3	1,905	3,080	7,500	5,434	948	59	38	15	6
80	23,964	0	10	16	62	64	1,615	2,267	1,495	431	31	1	4	209	287	169	3	1,612	2,803	6,633	5,027	1,070	76	44	31	4
81	22,334	0	8	25	45	46	1,571	2,440	1,427	329	36	5	0	201	198	173	0	1,439	2,451	5,976	4,685	1,122	63	62	27	5
82	20,611	0	6	19	66	36	1,553	2,279	1,365	299	29	1	1	215	191	189	0	1,388	2,375	5,321	4,037	1,048	88	63	38	4
83	19,412	0	2	17	51	46	1,429	2,132	1,265	268	48	5	0	182	207	177	0	1,384	2,360	4,995	3,715	899	108	76	42	4
84	18,103	1	6	23	52	29	1,323	1,909	1,213	276	64	7	0	155	156	167	3	1,394	2,299	4,754	3,117	913	99	100	42	1
85	16,825	0	9	16	51	35	1,234	1,696	1,078	304	60	8	0	161	166	172	5	1,338	2,163	4,454	2,841	770	123	94	26	1
86	13,317	0	3	14	53	43	1,036	1,414	882	210	46	6	0	141	118	141	9	1,097	1,706	3,423	2,206	602	76	70	20	1
87	10,005	0	4	25	50	32	761	1,101	650	128	31	8	0	95	88	97	7	805	1,264	2,486	1,710	528	70	49	16	0
88	6,766	0	2	9	35	12	492	697	395	107	29	7	0	73	60	51	4	511	800	1,629	1,299	460	68	23	2	1
89	5,250	0	2	7	24	20	439	601	376	83	26	6	0	58	34	42	1	395	577	1,250	913	319	58	15	4	0
90	4,611	0	3	8	32	18	489	692	427	73	34	13	0	41	37	21	16	358	414	968	660	256	40	9	2	0
91	4,118	0	3	7	28	13	452	654	429	69	55	24	0	33	31	22	9	296	371	842	561	193	20	4	2	0
92	3,316	0	1	7	20	12	414	612	354	62	53	31	0	41	29	15	9	213	289	628	387	122	15	2	0	0
93	2,830	0	4	5	10	6	366	536	305	92	82	38	0	44	28	16	11	179	197	480	323	99	6	1	2	0
94	2,336	0	0	7	12	8	317	500	274	70	70	30	0	43	26	11	9	138	140	408	188	71	13	1	0	0
95	1,825	0	0	3	13	6	288	386	171	65	49	20	0	40	24	12	7	123	117	335	127	36	2	1	0	0
96	1,083	0	1	2	4	6	187	232	120	39	33	13	0	35	15	8	10	51	54	169	78	26	0	0	0	0
97	714	0	0	1	5	4	120	161	75	18	22	14	0	9	8	8	6	29	36	141	44	10	1	1	1	0
98	403	0	1	3	1	4	80	88	40	19	13	4	0	11	6	4	5	8	17	70	20	7	2	0	0	0
99	245	0	0	0	0	3	50	56	31	6	9	1	0	5	5	1	2	5	8	43	12	7	1	0	0	0
100+	257	0	0	2	2	2	50	53	21	12	7	3	0	7	3	2	2	12	10	45	16	6	0	0	2	0
UNK	8	0	0	0	0	0	0	0	0	0	0	0	0	0	0	0	0	3	2	2	1	0	0	0	0	0
<b>TOTAL</b>	<b>1,586,376</b>	<b>33</b>	<b>257</b>	<b>882</b>	<b>1,855</b>	<b>1,723</b>	<b>72,171</b>	<b>128,075</b>	<b>98,107</b>	<b>32,202</b>	<b>3,045</b>	<b>539</b>	<b>2,772</b>	<b>17,127</b>	<b>18,243</b>	<b>9,187</b>	<b>227</b>	<b>87,226</b>	<b>199,825</b>	<b>487,224</b>	<b>327,628</b>	<b>68,777</b>	<b>20,071</b>	<b>6,565</b>	<b>1,986</b>	<b>629</b>
<b>AVG</b>	<b>62.2</b>	<b>39.9</b>	<b>73.5</b>	<b>72.2</b>	<b>73.6</b>	<b>71.4</b>	<b>68.9</b>	<b>66.0</b>	<b>64.1</b>	<b>62.4</b>	<b>66.9</b>	<b>70.3</b>	<b>60.2</b>	<b>63.9</b>	<b>62.5</b>	<b>64.8</b>	<b>74.0</b>	<b>66.6</b>	<b>63.1</b>	<b>61.4</b>	<b>60.1</b>	<b>57.2</b>	<b>47.7</b>	<b>51.5</b>	<b>56.2</b>	<b>49.4</b>

OFFICERS AVE 65.6

ENLISTED AVE 61.2





### Number of Military Retirees Receiving Retired Pay as of September 30, 2015 by Rank and Current Age

DOD TOTAL NON DISABILITY INCLUDING RESERVE RETIRED

CURRENT AGE	TOTAL	UNK	O-10	O-9	O-8	O-7	O-6	O-5	O-4	O-3	O-2	O-1	W-5	W-4	W-3	W-2	W-1	E-9	E-8	E-7	E-6	E-5	E-4	E-3	E-2	E-1
71	44,570	0	9	33	95	118	3,717	6,193	2,969	718	30	3	105	766	488	227	6	3,160	6,157	11,638	6,871	1,165	97	1	0	4
72	47,227	0	10	25	91	113	4,024	6,227	3,192	820	37	1	88	820	505	259	7	3,463	6,590	12,478	7,206	1,167	102	2	0	0
73	42,286	0	15	35	81	115	3,377	5,070	2,796	783	45	2	54	662	451	245	3	3,061	5,909	11,744	6,779	993	63	2	1	0
74	38,548	0	8	23	99	113	3,265	4,415	2,675	805	34	7	62	600	394	221	11	2,913	5,243	10,634	6,086	881	58	1	0	0
75	36,980	0	7	29	103	117	3,146	4,232	2,569	841	43	1	38	597	372	203	4	2,727	4,848	10,153	6,053	845	45	4	0	3
76	35,989	0	5	22	79	91	2,996	4,131	2,359	799	35	2	38	570	365	190	1	2,593	4,648	9,784	6,264	974	42	1	0	0
77	36,509	0	7	28	75	116	2,900	3,878	2,229	765	36	2	28	569	417	216	3	2,641	4,614	9,943	6,801	1,187	49	2	1	2
78	35,547	0	7	20	94	97	2,738	3,757	2,068	663	39	1	36	510	375	176	3	2,563	4,277	9,770	7,027	1,273	51	2	0	0
79	33,937	0	13	23	92	99	2,518	3,554	1,962	622	32	3	21	483	388	213	6	2,427	4,075	9,341	6,751	1,268	42	4	0	0
80	31,442	0	10	16	94	109	2,641	3,390	1,949	530	22	2	13	474	346	201	11	2,099	3,769	8,270	6,088	1,344	61	3	0	0
81	28,666	0	8	25	71	86	2,489	3,602	1,850	453	29	1	2	416	252	196	3	1,846	3,203	7,268	5,526	1,297	41	2	0	0
82	26,315	0	6	18	110	79	2,469	3,358	1,832	382	23	0	3	406	243	210	8	1,756	3,046	6,460	4,722	1,151	30	2	0	1
83	24,738	0	2	17	81	94	2,299	3,130	1,733	356	35	3	0	378	246	195	4	1,819	3,016	6,009	4,286	995	39	1	0	0
84	23,205	0	5	23	88	67	2,213	2,892	1,688	413	67	4	0	344	212	195	6	1,781	2,957	5,663	3,573	978	35	1	0	0
85	21,567	0	9	16	85	75	2,115	2,620	1,574	480	58	3	0	361	204	191	11	1,717	2,785	5,238	3,171	816	35	2	1	0
86	16,918	0	3	13	73	77	1,759	2,223	1,284	330	31	0	0	311	135	149	11	1,322	2,074	4,004	2,432	651	33	3	0	0
87	12,676	0	4	24	66	47	1,322	1,679	964	232	25	2	0	220	103	103	6	996	1,519	2,934	1,862	519	45	4	0	0
88	8,689	0	2	9	42	20	822	1,046	677	202	31	4	0	161	79	63	7	635	1,005	1,947	1,405	472	53	6	0	1
89	7,155	0	2	7	34	25	710	957	756	210	26	3	0	143	56	48	4	503	748	1,531	989	351	46	6	0	0
90	6,468	0	3	8	43	28	765	1,131	883	190	37	4	0	95	52	27	10	436	560	1,171	728	260	36	1	0	0
91	5,986	0	3	7	37	21	721	1,150	926	195	17	4	0	78	46	25	9	378	470	1,059	631	190	16	3	0	0
92	4,845	0	1	7	34	27	613	1,102	773	132	19	3	0	89	37	22	8	263	381	770	421	127	15	1	0	0
93	4,111	0	4	5	16	12	513	1,014	706	139	28	6	0	68	42	22	4	229	259	590	350	97	5	1	1	0
94	3,340	0	0	7	17	12	474	922	553	94	16	4	0	60	35	16	3	156	177	494	220	67	12	1	0	0
95	2,610	0	0	3	14	15	407	732	364	80	11	2	0	59	31	17	8	143	146	393	145	37	3	0	0	0
96	1,569	0	0	2	8	11	269	447	251	38	7	3	0	38	18	11	9	58	85	211	79	24	0	0	0	0
97	1,129	0	0	1	6	8	190	371	176	18	4	1	0	19	10	9	4	31	54	169	45	12	1	0	0	0
98	619	0	1	3	4	4	115	219	71	12	3	0	0	13	7	5	5	13	24	92	18	8	2	0	0	0
99	363	0	0	0	1	4	69	122	49	8	2	0	0	7	5	1	2	6	16	51	13	6	1	0	0	0
100+	436	0	0	2	1	1	85	142	53	11	2	0	0	9	5	2	2	14	16	63	20	8	0	0	0	0
UNK	8	0	0	0	0	0	0	0	0	0	0	0	0	0	0	0	0	3	2	2	1	0	0	0	0	0
<b>TOTAL</b>	<b>1,869,924</b>	<b>9</b>	<b>255</b>	<b>891</b>	<b>2,994</b>	<b>3,251</b>	<b>108,049</b>	<b>185,662</b>	<b>122,182</b>	<b>33,635</b>	<b>1,550</b>	<b>148</b>	<b>3,866</b>	<b>24,794</b>	<b>20,236</b>	<b>9,711</b>	<b>280</b>	<b>104,382</b>	<b>238,241</b>	<b>554,083</b>	<b>379,516</b>	<b>71,681</b>	<b>4,156</b>	<b>204</b>	<b>36</b>	<b>112</b>
<b>AVG</b>	<b>64.7</b>	<b>58.4</b>	<b>73.4</b>	<b>72.1</b>	<b>73.6</b>	<b>72.4</b>	<b>70.4</b>	<b>68.1</b>	<b>66.2</b>	<b>66.0</b>	<b>72.6</b>	<b>73.9</b>	<b>62.6</b>	<b>67.1</b>	<b>64.0</b>	<b>66.6</b>	<b>76.0</b>	<b>67.5</b>	<b>64.5</b>	<b>62.8</b>	<b>62.3</b>	<b>64.5</b>	<b>66.2</b>	<b>65.1</b>	<b>59.3</b>	<b>58.7</b>

OFFICERS AVE 67.8

ENLISTED AVE 63.4



### Number of Military Retirees Receiving Retired Pay as of September 30, 2015 by Rank and Current Age

DOD TOTAL NON DISABILITY EXCLUDING RESERVE RETIRED

CURRENT AGE	TOTAL	UNK	O-10	O-9	O-8	O-7	O-6	O-5	O-4	O-3	O-2	O-1	W-5	W-4	W-3	W-2	W-1	E-9	E-8	E-7	E-6	E-5	E-4	E-3	E-2	E-1
71	27,959	0	9	31	52	50	2,133	3,365	2,102	486	15	0	40	393	350	178	1	2,357	4,229	8,174	3,765	215	10	1	0	3
72	30,521	0	10	25	47	51	2,289	3,424	2,328	626	24	0	37	450	374	202	4	2,681	4,660	8,923	4,118	237	11	0	0	0
73	28,406	0	15	35	43	53	1,893	2,721	2,010	608	31	0	22	377	329	195	1	2,446	4,376	8,746	4,238	262	4	0	1	0
74	27,102	0	8	22	61	55	1,918	2,470	2,041	659	23	0	26	387	317	181	1	2,396	4,023	8,188	4,032	289	4	1	0	0
75	26,465	0	7	29	56	61	1,923	2,549	2,000	694	30	1	14	348	286	156	1	2,210	3,699	7,875	4,171	342	7	4	0	2
76	25,744	0	5	22	47	43	1,774	2,551	1,791	608	19	0	12	325	288	143	0	2,047	3,494	7,610	4,505	453	7	0	0	0
77	26,452	0	7	27	44	59	1,709	2,469	1,656	561	21	0	6	283	331	172	1	2,065	3,399	7,828	5,123	677	11	1	1	1
78	26,205	0	7	20	54	41	1,659	2,460	1,535	506	27	0	7	238	298	134	0	1,970	3,215	7,714	5,490	811	17	2	0	0
79	25,030	0	13	23	57	51	1,492	2,304	1,446	448	22	2	2	238	292	172	3	1,866	3,027	7,367	5,315	875	11	4	0	0
80	23,191	0	10	16	62	64	1,577	2,236	1,443	385	16	0	4	203	278	165	3	1,562	2,742	6,488	4,916	988	31	2	0	0
81	21,638	0	8	25	45	46	1,542	2,405	1,391	297	21	0	0	199	196	168	0	1,410	2,409	5,841	4,551	1,056	26	2	0	0
82	19,837	0	6	18	66	36	1,523	2,236	1,318	271	16	0	1	211	186	185	0	1,355	2,312	5,207	3,913	952	22	2	0	1
83	18,571	0	2	17	51	44	1,393	2,086	1,224	232	22	2	0	176	205	173	0	1,357	2,288	4,856	3,580	833	30	0	0	0
84	17,241	0	5	23	52	28	1,304	1,876	1,161	243	49	2	0	149	152	162	2	1,369	2,237	4,586	2,987	829	24	1	0	0
85	15,949	0	9	16	51	34	1,213	1,651	1,033	279	44	3	0	156	160	168	5	1,306	2,091	4,287	2,718	698	24	2	1	0
86	12,569	0	3	13	51	42	1,011	1,363	838	183	19	0	0	140	114	131	9	1,059	1,641	3,280	2,090	551	28	3	0	0
87	9,462	0	4	24	48	31	746	1,060	612	120	16	2	0	89	84	93	5	778	1,213	2,402	1,628	464	39	4	0	0
88	6,415	0	2	9	35	12	477	649	378	96	20	3	0	70	56	51	4	495	766	1,569	1,241	427	48	6	0	1
89	4,998	0	2	7	22	18	431	575	357	70	17	2	0	57	33	40	1	383	559	1,209	866	302	42	5	0	0
90	4,334	0	3	8	32	18	477	655	402	63	21	4	0	39	35	20	10	341	396	922	626	228	33	1	0	0
91	3,849	0	3	7	27	12	441	621	402	53	13	4	0	31	31	22	7	285	360	812	530	170	15	3	0	0
92	3,072	0	1	7	20	12	406	581	334	35	16	3	0	38	27	15	5	207	280	605	358	110	11	1	0	0
93	2,552	0	4	5	10	5	346	505	284	57	21	5	0	42	28	16	4	172	184	460	308	90	4	1	1	0
94	2,085	0	0	7	12	7	294	462	255	41	12	4	0	41	25	11	3	132	133	391	178	65	11	1	0	0
95	1,642	0	0	3	12	4	268	358	160	40	10	2	0	37	24	12	7	120	111	318	120	34	2	0	0	0
96	956	0	0	2	4	6	171	220	111	18	6	3	0	32	14	7	9	45	50	162	73	23	0	0	0	0
97	624	0	0	1	2	3	106	151	69	8	3	1	0	8	8	8	4	27	35	137	42	10	1	0	0	0
98	347	0	1	3	1	3	71	84	31	6	3	0	0	10	6	3	5	7	16	70	18	7	2	0	0	0
99	216	0	0	0	0	3	48	52	26	3	1	0	0	5	5	1	2	4	8	41	11	5	1	0	0	0
100+	230	0	0	2	1	1	44	50	21	7	2	0	0	7	3	2	2	12	10	45	15	6	0	0	0	0
UNK	8	0	0	0	0	0	0	0	0	0	0	0	0	0	0	0	0	3	2	2	1	0	0	0	0	0
<b>TOTAL</b>	<b>1,474,116</b>	<b>7</b>	<b>255</b>	<b>877</b>	<b>1,838</b>	<b>1,701</b>	<b>71,073</b>	<b>125,445</b>	<b>94,372</b>	<b>25,812</b>	<b>1,014</b>	<b>55</b>	<b>2,708</b>	<b>16,539</b>	<b>17,534</b>	<b>8,406</b>	<b>154</b>	<b>85,108</b>	<b>194,085</b>	<b>472,214</b>	<b>307,033</b>	<b>46,372</b>	<b>1,250</b>	<b>152</b>	<b>28</b>	<b>84</b>
<b>AVG</b>	<b>63.0</b>	<b>58.0</b>	<b>73.4</b>	<b>72.1</b>	<b>73.5</b>	<b>71.3</b>	<b>68.8</b>	<b>66.0</b>	<b>64.3</b>	<b>64.1</b>	<b>72.5</b>	<b>83.3</b>	<b>60.2</b>	<b>63.9</b>	<b>62.7</b>	<b>65.8</b>	<b>76.8</b>	<b>66.6</b>	<b>63.1</b>	<b>61.5</b>	<b>60.7</b>	<b>62.6</b>	<b>65.7</b>	<b>64.6</b>	<b>57.6</b>	<b>56.5</b>

OFFICERS AVE 65.8

ENLISTED AVE 62.0

**Number of Military Retirees Receiving Retired Pay as of September 30, 2015 by Rank and Current Age**

CURRENT AGE	DOD TOTAL    DISABILITY ONLY																									
	TOTAL	UNK	O-10	O-9	O-8	O-7	O-6	O-5	O-4	O-3	O-2	O-1	W-5	W-4	W-3	W-2	W-1	E-9	E-8	E-7	E-6	E-5	E-4	E-3	E-2	E-1
17	0	0	0	0	0	0	0	0	0	0	0	0	0	0	0	0	0	0	0	0	0	0	0	0	0	0
18	1	0	0	0	0	0	0	0	0	0	0	0	0	0	0	0	0	0	0	0	0	0	0	0	1	0
19	19	0	0	0	0	0	0	0	0	0	0	0	0	0	0	0	0	0	0	0	0	0	2	4	9	4
20	48	2	0	0	0	0	0	0	0	0	0	0	0	0	0	0	0	0	0	0	0	1	3	20	16	6
21	105	1	0	0	0	0	0	0	0	0	0	0	0	0	0	0	0	0	0	0	0	0	29	55	16	4
22	208	0	0	0	0	0	0	0	0	0	0	0	0	0	0	0	0	0	0	0	3	77	87	31	10	
23	344	0	0	0	0	0	0	0	0	0	0	1	0	0	0	0	0	0	0	1	1	17	176	119	16	13
24	579	0	0	0	0	0	0	0	0	3	9	0	0	0	0	0	0	0	0	0	60	322	146	31	8	
25	876	0	0	0	0	0	0	0	0	1	20	8	0	0	0	0	0	0	0	8	162	440	195	32	10	
26	1,120	5	0	0	1	0	0	0	0	5	23	6	0	0	0	0	0	0	0	27	274	544	184	39	12	
27	1,485	3	0	0	0	0	0	0	0	21	30	4	0	0	0	0	0	0	0	61	451	676	186	28	25	
28	1,889	3	0	0	0	0	0	0	0	52	28	6	0	0	0	5	1	0	0	110	661	773	195	37	17	
29	2,197	4	0	0	0	0	0	0	0	70	19	2	0	0	0	3	1	0	0	8	206	829	819	193	26	17
30	2,653	3	0	0	0	0	0	0	0	97	25	5	0	0	1	6	1	0	0	19	355	1,027	822	221	51	20
31	2,714	0	0	0	0	0	0	0	0	95	26	7	0	0	0	9	0	0	0	46	471	1,080	761	182	23	14
32	2,770	0	0	0	0	0	0	0	5	146	23	2	0	0	0	15	2	0	3	73	570	1,075	687	141	17	11
33	2,757	1	0	0	0	0	0	0	12	148	26	5	0	0	0	17	1	0	0	105	668	984	647	103	23	17
34	2,475	0	0	0	0	0	0	0	0	21	133	22	3	0	0	1	19	0	4	127	624	893	500	101	22	5
35	2,355	0	0	0	0	0	0	0	29	143	35	5	0	0	12	23	2	0	8	138	691	766	415	62	18	8
36	2,114	0	0	0	0	0	0	0	33	138	14	5	0	0	6	20	3	0	6	142	612	691	359	71	10	4
37	1,967	0	0	0	0	0	0	0	52	112	19	4	0	0	9	29	1	0	16	178	580	635	273	47	6	6
38	1,962	0	0	0	0	0	0	1	66	117	24	3	0	0	11	11	0	1	22	187	591	562	280	65	13	8
39	1,786	0	0	0	0	0	0	4	68	104	15	4	0	0	14	20	3	1	33	248	563	430	228	41	7	3
40	1,782	0	0	0	0	0	0	2	72	112	19	3	0	5	17	21	0	1	55	277	512	404	215	49	14	4
41	1,804	0	0	0	0	0	0	4	52	100	16	4	0	7	15	17	0	2	81	342	513	383	186	60	14	8
42	1,977	0	0	0	0	0	0	7	82	153	19	3	0	2	35	19	3	14	95	390	532	369	192	51	10	1
43	2,064	0	0	0	0	0	0	14	95	124	26	3	0	9	24	19	1	9	116	448	512	374	224	50	12	4
44	2,150	0	0	0	0	0	1	27	107	155	25	5	0	8	21	14	0	24	128	473	501	371	200	64	22	4
45	2,196	0	0	0	0	0	4	40	141	139	22	5	0	18	20	14	0	28	142	463	502	352	228	64	12	2
46	1,979	0	0	0	0	0	2	33	115	148	19	4	1	8	14	10	1	40	136	381	452	331	225	40	12	7
47	1,933	0	0	0	0	0	5	48	91	135	20	4	3	11	15	15	0	47	168	391	369	310	230	51	15	5
48	1,901	0	0	0	0	0	9	46	104	99	16	5	3	10	15	12	2	43	137	381	402	331	222	40	23	1
49	1,906	0	0	0	0	0	14	59	104	106	20	2	1	14	28	5	0	43	120	335	442	311	241	39	18	4
50	1,854	0	0	0	0	0	27	58	88	94	21	4	2	17	23	11	0	46	147	352	382	318	198	46	15	5
51	1,976	0	0	0	0	0	20	75	86	96	22	3	2	17	17	14	0	47	148	419	399	324	206	59	18	4
52	1,970	0	0	0	0	0	18	70	88	92	18	8	1	21	17	14	2	65	151	398	393	321	217	51	18	7
53	1,906	0	0	1	0	0	16	70	70	104	25	4	2	9	18	11	0	51	165	355	398	310	207	53	31	6
54	1,842	0	0	0	0	0	29	75	63	91	25	1	3	20	16	9	0	45	129	350	343	343	194	68	30	8
55	1,787	0	0	0	0	0	24	71	58	89	17	6	2	13	13	9	1	46	137	343	353	311	191	66	29	8
56	1,678	0	0	0	0	0	21	55	64	91	15	8	3	11	14	15	0	55	139	283	322	277	171	85	38	11
57	1,602	0	0	0	0	0	15	57	54	100	15	5	4	12	14	9	0	32	136	318	252	247	213	70	41	8
58	1,688	0	0	0	0	0	22	55	74	102	16	5	3	12	11	11	0	43	151	300	295	251	187	89	55	6
59	1,712	0	0	0	0	1	25	62	55	109	15	4	0	16	9	12	0	50	133	340	295	226	183	101	58	18
60	1,692	0	0	0	0	0	19	51	66	117	10	4	4	15	7	12	0	34	141	312	318	220	183	93	70	16
61	1,793	0	0	0	0	0	19	68	70	92	19	10	3	13	17	4	1	36	131	346	344	246	190	105	62	17
62	1,774	0	0	0	1	0	29	62	71	101	13	6	2	13	14	7	0	39	124	323	351	222	207	107	62	20
63	1,834	0	0	0	0	1	16	61	65	85	19	9	5	14	10	12	1	44	147	306	342	237	260	133	54	13
64	1,862	0	0	0	0	0	21	44	73	87	16	3	3	15	14	17	0	45	148	289	331	224	320	152	45	15
65	2,307	0	0	0	0	0	18	67	76	96	15	8	1	24	17	27	0	57	181	313	336	312	516	176	53	14
66	2,682	0	0	0	0	1	19	42	72	114	31	8	3	23	19	31	8	62	168	355	335	433	659	225	61	13
67	3,021	0	0	0	0	2	22	64	73	126	49	7	4	17	20	40	3	69	165	345	356	539	776	272	61	11
68	3,080	0	0	0	0	1	19	63	77	206	97	16	3	26	24	25	1	71	135	378	366	524	745	241	44	18
69	2,243	0	0	0	1	0	22	49	61	167	110	7	1	17	14	28	1	66	141	281	267	396	426	148	34	6
70	1,767	0	0	0	0	0	23	54	57	174	109	3	1	13	14	21	1	55	120	237	222	269	249	118	22	5

### Number of Military Retirees Receiving Retired Pay as of September 30, 2015 by Rank and Current Age

CURRENT AGE	TOTAL	DOD TOTAL										DISABILITY ONLY															
		UNK	O-10	O-9	O-8	O-7	O-6	O-5	O-4	O-3	O-2	O-1	W-5	W-4	W-3	W-2	W-1	E-9	E-8	E-7	E-6	E-5	E-4	E-3	E-2	E-1	
71	1,511	0	0	0	0	0	15	61	45	177	88	3	2	12	13	15	1	49	127	207	199	210	187	77	23	0	
72	1,490	0	0	0	1	0	33	71	57	180	65	8	0	11	13	12	0	63	127	209	232	168	146	68	20	6	
73	1,237	0	0	0	1	0	27	41	51	139	53	6	1	12	5	12	0	52	94	187	207	151	120	51	20	7	
74	1,100	0	0	0	0	0	14	53	48	111	30	5	0	11	9	9	0	73	105	196	168	101	88	56	21	2	
75	999	1	0	0	0	0	32	51	60	99	24	3	0	15	12	8	0	45	104	169	160	83	59	50	20	4	
76	809	0	0	0	0	0	30	41	57	76	11	0	0	12	6	5	0	53	80	144	140	63	46	30	13	2	
77	869	1	0	0	0	0	42	46	56	65	26	5	0	8	5	4	0	45	63	162	164	74	41	41	18	3	
78	791	0	0	0	0	0	22	41	60	57	11	0	0	9	7	7	0	39	70	144	134	79	57	41	8	5	
79	721	1	0	1	0	0	27	37	48	47	13	3	1	9	12	2	0	39	53	133	119	73	48	34	15	6	
80	773	0	0	0	0	0	38	31	52	46	15	1	0	6	9	4	0	50	61	145	111	82	45	42	31	4	
81	696	0	0	0	0	0	29	35	36	32	15	5	0	2	2	5	0	29	42	135	134	66	37	60	27	5	
82	774	0	0	1	0	0	30	43	47	28	13	1	0	4	5	4	0	33	63	114	124	96	66	61	38	3	
83	841	0	0	0	0	2	36	46	41	36	26	3	0	6	2	4	0	27	72	139	135	66	78	76	42	4	
84	862	1	1	0	0	1	19	33	52	33	15	5	0	6	4	5	1	25	62	168	130	84	75	99	42	1	
85	876	0	0	0	0	1	21	45	45	25	16	5	0	5	6	4	0	32	72	167	123	72	99	92	45	1	
86	748	0	0	1	2	1	25	51	44	27	27	6	0	1	4	10	0	38	65	143	116	51	48	67	20	1	
87	543	0	0	1	2	1	15	41	38	8	15	6	0	6	4	4	2	27	51	84	82	64	31	45	16	0	
88	351	0	0	0	0	0	15	48	17	11	9	4	0	3	4	0	0	16	34	60	58	33	20	17	2	0	
89	252	0	0	0	2	2	8	26	19	13	9	4	0	1	1	2	0	12	18	41	47	17	16	10	4	0	
90	277	0	0	0	0	0	12	37	25	10	13	9	0	2	2	1	6	17	18	46	34	28	7	8	2	0	
91	269	0	0	0	1	1	11	33	27	16	42	20	0	2	0	0	2	11	11	30	31	23	5	1	2	0	
92	244	0	0	0	0	0	8	31	20	27	37	28	0	3	2	0	4	6	9	23	29	12	4	1	0	0	
93	278	0	0	0	0	1	20	31	21	35	61	33	0	2	0	0	7	7	13	20	15	9	2	0	1	0	
94	251	0	0	0	0	1	23	38	19	29	58	26	0	2	1	0	6	6	7	17	10	6	2	0	0	0	
95	183	0	0	0	1	2	20	28	11	25	39	18	0	3	0	0	0	3	6	17	7	2	0	1	0	0	
96	127	0	1	0	0	0	16	12	9	21	27	10	0	3	1	1	1	6	4	7	5	3	0	0	0	0	
97	90	0	0	0	3	1	14	10	6	10	19	13	0	1	0	0	2	2	1	4	2	0	0	1	1	0	
98	56	0	0	0	0	1	9	4	9	13	10	4	0	1	0	1	0	1	1	0	2	0	0	0	0	0	
99	29	0	0	0	0	0	2	4	5	3	8	1	0	0	0	0	0	1	0	2	1	2	0	0	0	0	
100+	27	0	0	0	1	1	6	3	0	5	5	3	0	0	0	0	0	0	0	0	1	0	0	0	2	0	
UNK	0	0	0	0	0	0	0	0	0	0	0	0	0	0	0	0	0	0	0	0	0	0	0	0	0	0	0
<b>TOTAL</b>	<b>112,260</b>	<b>26</b>	<b>2</b>	<b>5</b>	<b>17</b>	<b>22</b>	<b>1,098</b>	<b>2,630</b>	<b>3,735</b>	<b>6,390</b>	<b>2,031</b>	<b>484</b>	<b>64</b>	<b>588</b>	<b>709</b>	<b>781</b>	<b>73</b>	<b>2,118</b>	<b>5,740</b>	<b>15,010</b>	<b>20,595</b>	<b>22,405</b>	<b>18,821</b>	<b>6,413</b>	<b>1,958</b>	<b>545</b>	
<b>AVG</b>	<b>52.7</b>	<b>35.0</b>	<b>90.0</b>	<b>77.4</b>	<b>82.5</b>	<b>83.6</b>	<b>72.4</b>	<b>67.4</b>	<b>60.0</b>	<b>55.7</b>	<b>64.1</b>	<b>68.8</b>	<b>59.4</b>	<b>63.2</b>	<b>57.1</b>	<b>54.9</b>	<b>68.1</b>	<b>66.0</b>	<b>61.3</b>	<b>57.6</b>	<b>51.1</b>	<b>46.0</b>	<b>46.5</b>	<b>51.2</b>	<b>56.2</b>	<b>48.3</b>	
							<b>OFFICERS AVE</b>	<b>60.8</b>							<b>ENLISTED AVE</b>	<b>51.0</b>											

## Number of Military Retirees Retired During FY2015 and Receiving Retired Pay by Rank and Age at Retirement

RETIRED AGE	ARMY											ALL RETIREES INCLUDING RESERVE RETIRED															
	TOTAL	UNK	O-10	O-9	O-8	O-7	O-6	O-5	O-4	O-3	O-2	O-1	W-5	W-4	W-3	W-2	W-1	E-9	E-8	E-7	E-6	E-5	E-4	E-3	E-2	E-1	
17	0	0	0	0	0	0	0	0	0	0	0	0	0	0	0	0	0	0	0	0	0	0	0	0	0	0	
18	4	0	0	0	0	0	0	0	0	0	0	0	0	0	0	0	0	0	0	0	0	0	1	0	3	0	
19	14	0	0	0	0	0	0	0	0	0	0	0	0	0	0	0	0	0	0	0	0	0	4	7	3	0	
20	23	1	0	0	0	0	0	0	0	0	0	0	0	0	0	0	0	0	0	0	0	7	8	5	2	0	
21	41	0	0	0	0	0	0	0	0	0	0	0	0	0	0	0	0	0	0	0	0	26	11	3	1	0	
22	57	0	0	0	0	0	0	0	0	0	0	0	0	0	0	0	0	0	0	0	4	37	10	3	3	0	
23	83	0	0	0	0	0	0	0	0	1	2	0	0	0	0	0	0	0	0	0	10	55	9	5	1	0	
24	96	0	0	0	0	0	0	0	0	6	2	0	0	0	0	0	0	0	0	1	17	61	5	2	2	0	
25	125	0	0	0	0	0	0	0	1	7	0	0	0	0	0	0	0	0	0	6	33	67	10	1	0	0	
26	156	0	0	0	0	0	0	0	6	7	1	0	0	0	0	0	0	0	0	16	53	58	12	2	1	0	
27	164	0	0	0	0	0	0	0	10	4	0	0	0	0	1	0	0	0	0	31	59	50	7	1	1	0	
28	210	0	0	0	0	0	0	0	14	3	0	0	0	3	1	0	0	1	58	68	55	5	1	1	0	0	
29	188	0	0	0	0	0	0	0	18	4	0	0	0	2	0	0	0	3	56	58	45	2	0	0	0	0	
30	219	0	0	0	0	0	0	0	19	2	2	0	0	1	2	0	0	12	68	71	41	0	1	0	0	0	
31	210	0	0	0	0	0	0	2	15	1	0	0	0	3	1	0	3	18	70	66	27	3	1	0	0	0	
32	240	0	0	0	0	0	0	5	25	3	0	0	0	3	1	0	0	24	77	63	35	2	1	1	0	0	
33	212	0	0	0	0	0	0	1	13	5	0	0	0	7	0	0	0	19	80	61	23	3	0	0	0	0	
34	223	0	0	0	0	0	0	4	20	2	0	0	0	3	12	0	0	4	31	82	47	16	1	1	0	0	
35	243	0	0	0	0	0	0	10	17	2	1	0	0	6	16	0	0	3	41	80	50	16	1	0	0	0	
36	214	0	0	0	0	0	0	8	14	1	1	0	0	1	13	0	0	4	40	73	49	9	1	0	0	0	
37	271	0	0	0	0	0	0	29	26	3	1	0	0	10	14	0	1	12	49	80	36	10	0	0	0	0	
38	760	0	0	0	0	0	0	43	28	3	0	0	11	35	23	1	1	76	236	204	78	20	1	0	0	0	
39	978	0	0	0	0	0	0	96	31	4	0	0	9	47	22	0	5	114	334	218	81	16	0	0	1	0	
40	1,030	0	0	0	0	0	0	90	34	4	0	0	21	35	24	0	4	145	365	240	55	12	0	0	1	0	
41	1,107	0	0	0	0	0	14	98	71	3	0	0	16	50	16	0	10	137	357	258	64	12	0	1	0	0	
42	1,218	0	0	0	0	0	65	126	58	3	0	0	39	39	16	2	26	176	403	212	42	10	1	0	0	0	
43	1,296	0	0	0	0	0	102	130	64	4	0	4	47	31	17	0	32	200	418	194	42	9	2	0	0	0	
44	1,269	0	0	0	0	2	130	134	52	2	0	1	60	22	7	0	48	199	418	140	46	8	0	0	0	0	
45	1,151	0	0	0	0	6	127	119	53	2	0	2	49	15	10	0	46	204	345	128	37	8	0	0	0	0	
46	980	0	0	0	0	20	125	94	42	0	0	3	47	9	5	0	53	169	268	105	35	4	0	1	0	0	
47	844	0	0	0	0	44	121	77	20	1	0	9	27	7	5	0	61	154	194	100	18	6	0	0	0	0	
48	820	0	0	1	0	73	123	46	23	2	0	7	27	10	6	1	80	136	169	86	24	6	0	0	0	0	
49	753	0	0	0	2	79	124	38	15	1	0	11	23	11	3	0	79	108	172	71	12	4	0	0	0	0	
50	747	0	0	0	1	128	109	23	12	0	1	20	14	5	3	0	121	96	131	60	21	2	0	0	0	0	
51	639	0	0	0	1	119	81	17	11	0	0	14	24	6	4	0	67	90	124	60	19	2	0	0	0	0	
52	496	0	0	0	1	107	58	14	2	0	0	18	10	4	1	0	63	62	96	48	9	3	0	0	0	0	
53	412	0	0	2	1	89	50	17	1	0	0	7	9	4	1	0	51	48	80	36	15	1	0	0	0	0	
54	340	0	0	0	5	56	47	16	2	0	0	7	9	6	2	0	38	50	56	33	10	3	0	0	0	0	
55	297	0	0	2	0	34	33	6	4	0	0	6	9	4	2	0	43	44	69	29	8	1	0	0	0	0	
56	216	0	0	1	2	30	43	14	3	0	0	7	9	3	1	0	15	29	41	15	2	0	0	0	0	0	
57	214	0	0	2	4	35	36	10	1	1	0	5	8	1	0	0	23	30	35	13	6	1	0	0	0	0	
58	271	0	0	2	4	61	42	15	4	0	0	6	9	3	1	0	15	43	37	18	8	1	0	0	0	0	
59	621	0	0	4	3	67	79	33	13	3	0	9	28	11	2	0	50	96	100	71	44	5	0	0	0	0	
60	6,956	0	2	1	6	17	277	592	463	237	18	3	24	80	50	26	4	163	757	1,222	1,630	1,129	249	5	0	1	0
61	59	0	0	2	0	11	11	4	0	0	0	5	4	1	0	0	5	4	4	3	3	2	0	0	0	0	0
62	78	0	0	1	1	23	10	5	0	0	0	9	8	3	0	0	3	4	6	4	0	1	0	0	0	0	0
63	13	0	0	0	1	6	1	0	0	0	0	0	0	0	0	0	0	1	1	1	1	1	0	0	0	0	0
64	5	0	0	0	0	2	2	0	0	0	0	0	0	0	0	0	0	0	1	0	0	0	0	0	0	0	0
65	6	0	0	0	1	4	0	0	0	0	0	0	0	0	0	0	0	0	0	1	0	0	0	0	0	0	0
66	5	0	0	0	0	5	0	0	0	0	0	0	0	0	0	0	0	0	0	0	0	0	0	0	0	0	0
67	1	0	0	0	0	1	0	0	0	0	0	0	0	0	0	0	0	0	0	0	0	0	0	0	0	0	0
68	7	0	0	0	1	5	0	1	0	0	0	0	0	0	0	0	0	0	0	0	0	0	0	0	0	0	0
69	0	0	0	0	0	0	0	0	0	0	0	0	0	0	0	0	0	0	0	0	0	0	0	0	0	0	0
70+	0	0	0	0	0	0	0	0	0	0	0	0	0	0	0	0	0	0	0	0	0	0	0	0	0	0	0
UNK	0	0	0	0	0	0	0	0	0	0	0	0	0	0	0	0	0	0	0	0	0	0	0	0	0	0	0
TOT	26,582	1	2	15	25	41	1,283	2,126	1,788	979	102	14	174	597	433	273	11	1,103	3,198	5,920	4,756	2,554	1,026	103	39	19	
AVG	48.1	20.0	60.0	57.5	58.9	57.1	54.3	52.1	48.5	45.5	39.3	37.0	53.6	48.9	45.2	42.1	45.5	51.3	49.5	47.6	47.7	47.3	37.4	27.1	23.7	26.7	

OFFICERS: AVE/ 49.7

ENLISTED: AVE/ 47.4

# Number of Military Retirees Retired During FY2015 and Receiving Retired Pay by Rank and Age at Retirement

RETIRED AGE	ARMY										ALL RETIREES EXCLUDING RESERVE RETIRED																
	TOTAL	UNK	O-10	O-9	O-8	O-7	O-6	O-5	O-4	O-3	O-2	O-1	W-5	W-4	W-3	W-2	W-1	E-9	E-8	E-7	E-6	E-5	E-4	E-3	E-2	E-1	
17	0	0	0	0	0	0	0	0	0	0	0	0	0	0	0	0	0	0	0	0	0	0	0	0	0	0	
18	4	0	0	0	0	0	0	0	0	0	0	0	0	0	0	0	0	0	0	0	0	0	1	0	3	0	
19	14	0	0	0	0	0	0	0	0	0	0	0	0	0	0	0	0	0	0	0	0	0	4	7	3	0	
20	23	1	0	0	0	0	0	0	0	0	0	0	0	0	0	0	0	0	0	0	0	7	8	5	2	0	
21	41	0	0	0	0	0	0	0	0	0	0	0	0	0	0	0	0	0	0	0	0	26	11	3	1	0	
22	57	0	0	0	0	0	0	0	0	0	0	0	0	0	0	0	0	0	0	0	4	37	10	3	3	0	
23	83	0	0	0	0	0	0	0	0	1	2	0	0	0	0	0	0	0	0	0	10	55	9	5	1	0	
24	96	0	0	0	0	0	0	0	0	6	2	0	0	0	0	0	0	0	0	1	17	61	5	2	2	0	
25	125	0	0	0	0	0	0	0	1	7	0	0	0	0	0	0	0	0	0	6	33	67	10	1	0	0	
26	156	0	0	0	0	0	0	0	6	7	1	0	0	0	0	0	0	0	0	16	53	58	12	2	1	0	
27	164	0	0	0	0	0	0	0	10	4	0	0	0	0	1	0	0	0	0	31	59	50	7	1	1	0	
28	210	0	0	0	0	0	0	0	14	3	0	0	0	0	3	1	0	0	1	58	68	55	5	1	1	0	
29	188	0	0	0	0	0	0	0	18	4	0	0	0	0	2	0	0	0	3	56	58	45	2	0	0	0	
30	219	0	0	0	0	0	0	0	19	2	2	0	0	1	2	0	0	0	12	68	71	41	0	1	0	0	
31	210	0	0	0	0	0	0	2	15	1	0	0	0	0	3	1	0	3	18	70	66	27	3	1	0	0	
32	240	0	0	0	0	0	0	5	25	3	0	0	0	0	3	1	0	0	24	77	63	35	2	1	1	0	
33	212	0	0	0	0	0	0	1	13	5	0	0	0	0	7	0	0	0	19	80	61	23	3	0	0	0	
34	223	0	0	0	0	0	0	4	20	2	0	0	0	3	12	0	0	4	31	82	47	16	1	1	0	0	
35	243	0	0	0	0	0	0	10	17	2	1	0	0	6	16	0	0	3	41	80	50	16	1	0	0	0	
36	214	0	0	0	0	0	0	8	14	1	1	0	0	1	13	0	0	4	40	73	49	9	1	0	0	0	
37	271	0	0	0	0	0	0	29	26	3	1	0	0	10	14	0	1	12	49	80	36	10	0	0	0	0	
38	760	0	0	0	0	0	0	43	28	3	0	0	11	35	23	1	1	76	236	204	78	20	1	0	0	0	
39	978	0	0	0	0	0	0	96	31	4	0	0	9	47	22	0	5	114	334	218	81	16	0	0	1	0	
40	1,030	0	0	0	0	0	0	90	34	4	0	0	21	35	24	0	4	145	365	240	55	12	0	0	1	0	
41	1,107	0	0	0	0	0	14	98	71	3	0	0	16	50	16	0	10	137	357	258	64	12	0	1	0	0	
42	1,218	0	0	0	0	0	65	126	58	3	0	0	39	39	16	2	26	176	403	212	42	10	1	0	0	0	
43	1,296	0	0	0	0	0	102	130	64	4	0	4	47	31	17	0	32	200	418	194	42	9	2	0	0	0	
44	1,269	0	0	0	0	2	130	134	52	2	0	1	60	22	7	0	48	199	418	140	46	8	0	0	0	0	
45	1,151	0	0	0	0	6	127	119	53	2	0	2	49	15	10	0	46	204	345	128	37	8	0	0	0	0	
46	980	0	0	0	0	20	125	94	42	0	0	3	47	9	5	0	53	169	268	105	35	4	0	1	0	0	
47	844	0	0	0	0	44	121	77	20	1	0	9	27	7	5	0	61	154	194	100	18	6	0	0	0	0	
48	820	0	0	1	0	73	123	46	23	2	0	7	27	10	6	1	80	136	169	86	24	6	0	0	0	0	
49	753	0	0	0	2	79	124	38	15	1	0	11	23	11	3	0	79	108	172	71	12	4	0	0	0	0	
50	746	0	0	0	1	128	109	23	12	0	1	20	14	5	3	0	120	96	131	60	21	2	0	0	0	0	
51	639	0	0	0	1	119	81	17	11	0	0	14	24	6	4	0	67	90	124	60	19	2	0	0	0	0	
52	495	0	0	0	1	106	58	14	2	0	0	18	10	4	1	0	63	62	96	48	9	3	0	0	0	0	
53	407	0	0	2	1	87	50	17	1	0	0	7	8	4	1	0	51	47	79	36	15	1	0	0	0	0	
54	330	0	0	0	5	54	44	15	2	0	0	7	9	5	2	0	38	47	56	33	10	3	0	0	0	0	
55	272	0	0	2	0	30	28	5	3	0	0	6	7	4	2	0	40	41	63	29	8	1	0	0	0	0	
56	187	0	0	1	2	27	34	10	3	0	0	7	7	3	1	0	13	26	36	14	2	0	0	0	0	0	
57	138	0	0	2	3	26	16	8	0	1	0	4	7	1	0	0	17	18	21	7	4	1	0	0	0	0	
58	130	0	0	2	3	35	16	3	1	0	0	5	5	0	0	0	5	20	21	7	5	0	0	0	0	0	
59	115	0	0	4	1	11	14	5	1	0	0	4	5	3	0	0	14	17	24	8	4	0	0	0	0	0	
60	62	0	2	1	1	13	8	1	1	0	0	7	5	0	0	0	5	8	6	2	1	0	0	0	0	0	
61	29	0	0	2	0	7	7	2	0	0	0	3	1	1	0	0	2	1	1	0	2	0	0	0	0	0	
62	49	0	0	0	1	20	9	4	0	0	0	7	0	0	0	0	3	1	3	1	0	0	0	0	0	0	
63	7	0	0	0	0	4	1	0	0	0	0	0	0	0	0	0	0	1	0	0	1	0	0	0	0	0	
64	4	0	0	0	0	1	2	0	0	0	0	0	0	0	0	0	0	0	1	0	0	0	0	0	0	0	
65	3	0	0	0	0	3	0	0	0	0	0	0	0	0	0	0	0	0	0	0	0	0	0	0	0	0	0
66	1	0	0	0	0	1	0	0	0	0	0	0	0	0	0	0	0	0	0	0	0	0	0	0	0	0	0
67	1	0	0	0	0	1	0	0	0	0	0	0	0	0	0	0	0	0	0	0	0	0	0	0	0	0	0
68	3	0	0	0	0	2	0	1	0	0	0	0	0	0	0	0	0	0	0	0	0	0	0	0	0	0	0
69	0	0	0	0	0	0	0	0	0	0	0	0	0	0	0	0	0	0	0	0	0	0	0	0	0	0	0
70+	0	0	0	0	0	0	0	0	0	0	0	0	0	0	0	0	0	0	0	0	0	0	0	0	0	0	0
UNK	0	0	0	0	0	0	0	0	0	0	0	0	0	0	0	0	0	0	0	0	0	0	0	0	0	0	0
TOT	18,817	1	2	15	12	21	898	1,409	1,275	726	81	11	146	478	368	244	7	884	2,319	4,579	3,039	1,380	767	98	39	18	
AVG	43.2	20.0	60.0	57.5	56.8	54.6	52.0	48.3	43.9	40.5	33.9	30.7	52.4	46.2	42.6	39.9	37.3	49.3	45.6	44.0	40.8	36.6	29.8	25.4	23.7	24.8	

OFFICERS: AVE/ 45.9

ENLISTED: AVE/ 42.0



## Number of Military Retirees Retired During FY2015 and Receiving Retired Pay by Rank and Age at Retirement

RETIRED AGE	ARMY											NON DISABILITY INCLUDING RESERVE RETIRED														
	TOTAL	UNK	O-10	O-9	O-8	O-7	O-6	O-5	O-4	O-3	O-2	O-1	W-5	W-4	W-3	W-2	W-1	E-9	E-8	E-7	E-6	E-5	E-4	E-3	E-2	E-1
17	0	0	0	0	0	0	0	0	0	0	0	0	0	0	0	0	0	0	0	0	0	0	0	0	0	0
18	0	0	0	0	0	0	0	0	0	0	0	0	0	0	0	0	0	0	0	0	0	0	0	0	0	0
19	0	0	0	0	0	0	0	0	0	0	0	0	0	0	0	0	0	0	0	0	0	0	0	0	0	0
20	0	0	0	0	0	0	0	0	0	0	0	0	0	0	0	0	0	0	0	0	0	0	0	0	0	0
21	0	0	0	0	0	0	0	0	0	0	0	0	0	0	0	0	0	0	0	0	0	0	0	0	0	0
22	0	0	0	0	0	0	0	0	0	0	0	0	0	0	0	0	0	0	0	0	0	0	0	0	0	0
23	0	0	0	0	0	0	0	0	0	0	0	0	0	0	0	0	0	0	0	0	0	0	0	0	0	0
24	0	0	0	0	0	0	0	0	0	0	0	0	0	0	0	0	0	0	0	0	0	0	0	0	0	0
25	0	0	0	0	0	0	0	0	0	0	0	0	0	0	0	0	0	0	0	0	0	0	0	0	0	0
26	0	0	0	0	0	0	0	0	0	0	0	0	0	0	0	0	0	0	0	0	0	0	0	0	0	0
27	0	0	0	0	0	0	0	0	0	0	0	0	0	0	0	0	0	0	0	0	0	0	0	0	0	0
28	0	0	0	0	0	0	0	0	0	0	0	0	0	0	0	0	0	0	0	0	0	0	0	0	0	0
29	0	0	0	0	0	0	0	0	0	0	0	0	0	0	0	0	0	0	0	0	0	0	0	0	0	0
30	0	0	0	0	0	0	0	0	0	0	0	0	0	0	0	0	0	0	0	0	0	0	0	0	0	0
31	0	0	0	0	0	0	0	0	0	0	0	0	0	0	0	0	0	0	0	0	0	0	0	0	0	0
32	1	0	0	0	0	0	0	0	0	0	0	0	0	0	0	1	0	0	0	0	0	0	0	0	0	0
33	7	0	0	0	0	0	0	0	0	0	0	0	0	0	0	0	0	0	2	5	0	0	0	0	0	0
34	22	0	0	0	0	0	0	0	0	2	0	0	0	0	0	3	0	0	1	7	9	0	0	0	0	0
35	54	0	0	0	0	0	0	0	0	6	0	0	0	0	2	11	0	0	24	11	0	0	0	0	0	0
36	33	0	0	0	0	0	0	0	0	2	0	0	0	0	6	0	0	1	13	10	1	0	0	0	0	0
37	99	0	0	0	0	0	0	0	16	5	0	0	0	6	10	0	0	6	22	27	6	1	0	0	0	0
38	562	0	0	0	0	0	0	0	31	20	0	0	11	31	21	0	1	67	187	148	40	5	0	0	0	0
39	758	0	0	0	0	0	0	0	81	18	3	0	9	40	19	0	3	97	263	168	51	5	0	0	1	0
40	815	0	0	0	0	0	0	0	84	24	1	0	19	32	20	0	3	125	288	182	35	1	0	0	1	0
41	843	0	0	0	0	0	0	14	87	47	0	0	15	35	16	0	6	107	285	194	33	4	0	0	0	0
42	974	0	0	0	0	0	0	61	111	44	0	0	37	34	11	0	22	151	321	161	20	1	0	0	0	0
43	1,041	0	0	0	0	0	0	98	117	47	0	0	4	43	26	13	0	23	169	333	147	18	2	1	0	0
44	1,025	0	0	0	0	0	1	121	111	34	0	0	1	55	19	6	0	40	171	352	95	19	0	0	0	0
45	904	0	0	0	0	0	6	113	97	39	0	0	2	45	10	6	0	42	168	279	77	19	1	0	0	0
46	779	0	0	0	0	0	19	113	80	28	0	0	3	45	8	4	0	42	137	217	73	8	1	0	1	0
47	669	0	0	0	0	0	39	114	60	9	0	0	6	26	6	4	0	56	125	155	63	6	0	0	0	0
48	668	0	0	1	0	0	70	117	37	16	2	0	7	25	7	6	0	70	124	136	43	5	2	0	0	0
49	600	0	0	0	0	2	75	111	27	9	0	0	10	20	8	2	0	70	90	132	39	5	0	0	0	0
50	612	0	0	0	0	1	121	96	18	6	0	0	17	13	4	2	0	111	72	102	44	4	1	0	0	0
51	508	0	0	0	0	1	113	72	11	4	0	0	14	20	4	1	0	53	68	99	40	8	0	0	0	0
52	379	0	0	0	0	1	105	48	8	0	0	0	16	8	3	1	0	57	40	64	27	0	1	0	0	0
53	308	0	0	0	2	1	84	41	14	0	0	0	7	7	2	1	0	43	34	47	18	7	0	0	0	0
54	248	0	0	0	0	5	51	37	9	0	0	0	7	7	4	1	0	31	33	42	16	4	1	0	0	0
55	219	0	0	2	0	3	33	27	3	2	0	0	6	8	2	2	0	35	29	47	16	3	1	0	0	0
56	168	0	0	1	2	1	28	38	10	2	0	0	7	9	1	1	0	11	24	28	5	0	0	0	0	0
57	167	0	0	2	4	3	30	32	7	1	0	0	4	8	0	0	0	18	19	27	10	2	0	0	0	0
58	234	0	0	2	4	2	55	39	14	3	0	0	5	8	3	1	0	14	37	29	14	3	1	0	0	0
59	573	0	0	4	3	3	66	76	29	12	3	0	7	26	9	2	0	42	90	90	65	41	5	0	0	0
60	6,946	0	2	1	6	17	276	592	462	236	18	3	24	79	50	26	4	163	756	1,219	1,629	1,128	249	5	0	1
61	53	0	0	2	0	0	11	10	2	0	0	0	5	3	1	0	0	5	4	4	3	1	2	0	0	0
62	73	0	0	0	1	1	22	9	5	0	0	0	9	8	3	0	0	2	4	5	3	0	1	0	0	0
63	9	0	0	0	1	0	5	0	0	0	0	0	0	0	0	0	0	0	0	1	1	0	1	0	0	0
64	5	0	0	0	0	0	2	2	0	0	0	0	0	0	0	0	0	0	0	1	0	0	0	0	0	0
65	6	0	0	0	1	0	4	0	0	0	0	0	0	0	0	0	0	0	0	0	1	0	0	0	0	0
66	5	0	0	0	0	0	5	0	0	0	0	0	0	0	0	0	0	0	0	0	0	0	0	0	0	0
67	1	0	0	0	0	0	0	1	0	0	0	0	0	0	0	0	0	0	0	0	0	0	0	0	0	0
68	7	0	0	0	1	0	5	0	1	0	0	0	0	0	0	0	0	0	0	0	0	0	0	0	0	0
69	0	0	0	0	0	0	0	0	0	0	0	0	0	0	0	0	0	0	0	0	0	0	0	0	0	0
70+	0	0	0	0	0	0	0	0	0	0	0	0	0	0	0	0	0	0	0	0	0	0	0	0	0	0
UNK	0	0	0	0	0	0	0	0	0	0	0	0	0	0	0	0	0	0	0	0	0	0	0	0	0	0
TOT	20,375	0	2	15	25	41	1,226	1,982	1,532	616	27	3	161	554	350	197	4	963	2,749	4,821	3,344	1,467	286	6	1	3
AVG	50.9	0.0	60.0	57.5	58.9	57.1	54.4	52.3	49.2	49.9	55.9	60.0	53.7	48.9	45.6	43.8	60.0	51.6	49.9	48.5	51.7	56.4	58.4	57.2	46.0	46.3

OFFICERS: AVE/ 51.0

ENLISTED: AVE/ 50.8

# Number of Military Retirees Retired During FY2015 and Receiving Retired Pay by Rank and Age at Retirement

RETIRED AGE	ARMY											NON DISABILITY EXCLUDING RESERVE RETIRED															
	TOTAL	UNK	O-10	O-9	O-8	O-7	O-6	O-5	O-4	O-3	O-2	O-1	W-5	W-4	W-3	W-2	W-1	E-9	E-8	E-7	E-6	E-5	E-4	E-3	E-2	E-1	
17	0	0	0	0	0	0	0	0	0	0	0	0	0	0	0	0	0	0	0	0	0	0	0	0	0	0	
18	0	0	0	0	0	0	0	0	0	0	0	0	0	0	0	0	0	0	0	0	0	0	0	0	0	0	
19	0	0	0	0	0	0	0	0	0	0	0	0	0	0	0	0	0	0	0	0	0	0	0	0	0	0	
20	0	0	0	0	0	0	0	0	0	0	0	0	0	0	0	0	0	0	0	0	0	0	0	0	0	0	
21	0	0	0	0	0	0	0	0	0	0	0	0	0	0	0	0	0	0	0	0	0	0	0	0	0	0	
22	0	0	0	0	0	0	0	0	0	0	0	0	0	0	0	0	0	0	0	0	0	0	0	0	0	0	
23	0	0	0	0	0	0	0	0	0	0	0	0	0	0	0	0	0	0	0	0	0	0	0	0	0	0	
24	0	0	0	0	0	0	0	0	0	0	0	0	0	0	0	0	0	0	0	0	0	0	0	0	0	0	
25	0	0	0	0	0	0	0	0	0	0	0	0	0	0	0	0	0	0	0	0	0	0	0	0	0	0	
26	0	0	0	0	0	0	0	0	0	0	0	0	0	0	0	0	0	0	0	0	0	0	0	0	0	0	
27	0	0	0	0	0	0	0	0	0	0	0	0	0	0	0	0	0	0	0	0	0	0	0	0	0	0	
28	0	0	0	0	0	0	0	0	0	0	0	0	0	0	0	0	0	0	0	0	0	0	0	0	0	0	
29	0	0	0	0	0	0	0	0	0	0	0	0	0	0	0	0	0	0	0	0	0	0	0	0	0	0	
30	0	0	0	0	0	0	0	0	0	0	0	0	0	0	0	0	0	0	0	0	0	0	0	0	0	0	
31	0	0	0	0	0	0	0	0	0	0	0	0	0	0	0	0	0	0	0	0	0	0	0	0	0	0	
32	1	0	0	0	0	0	0	0	0	0	0	0	0	0	0	1	0	0	0	0	0	0	0	0	0	0	
33	7	0	0	0	0	0	0	0	0	0	0	0	0	0	0	0	0	0	2	5	0	0	0	0	0	0	
34	22	0	0	0	0	0	0	0	0	2	0	0	0	0	0	3	0	0	1	7	9	0	0	0	0	0	
35	54	0	0	0	0	0	0	0	0	6	0	0	0	0	2	11	0	0	0	24	11	0	0	0	0	0	
36	33	0	0	0	0	0	0	0	0	2	0	0	0	0	6	0	0	0	1	13	10	1	0	0	0	0	
37	99	0	0	0	0	0	0	0	16	5	0	0	0	6	10	0	0	6	22	27	6	1	0	0	0	0	
38	562	0	0	0	0	0	0	0	31	20	0	0	11	31	21	0	1	67	187	148	40	5	0	0	0	0	
39	758	0	0	0	0	0	0	0	81	18	3	0	9	40	19	0	3	97	263	168	51	5	0	0	1	1	
40	815	0	0	0	0	0	0	0	84	24	1	0	19	32	20	0	3	125	288	182	35	1	0	0	1	1	
41	843	0	0	0	0	0	0	14	87	47	0	0	15	35	16	0	6	107	285	194	33	4	0	0	0	0	
42	974	0	0	0	0	0	0	61	111	44	0	0	37	34	11	0	22	151	321	161	20	1	0	0	0	0	
43	1,041	0	0	0	0	0	0	98	117	47	0	0	4	43	26	13	0	23	169	333	147	18	2	1	0	0	0
44	1,025	0	0	0	0	0	1	121	111	34	0	0	1	55	19	6	0	40	171	352	95	19	0	0	0	0	0
45	904	0	0	0	0	0	6	113	97	39	0	0	2	45	10	6	0	42	168	279	77	19	1	0	0	0	0
46	779	0	0	0	0	0	19	113	80	28	0	0	3	45	8	4	0	42	137	217	73	8	1	0	1	0	0
47	669	0	0	0	0	0	39	114	60	9	0	0	6	26	6	4	0	56	125	155	63	6	0	0	0	0	0
48	668	0	0	1	0	0	70	117	37	16	2	0	7	25	7	6	0	70	124	136	43	5	2	0	0	0	0
49	600	0	0	0	0	2	75	111	27	9	0	0	10	20	8	2	0	70	90	132	39	5	0	0	0	0	0
50	611	0	0	0	0	1	121	96	18	6	0	0	17	13	4	2	0	110	72	102	44	4	1	0	0	0	0
51	508	0	0	0	0	1	113	72	11	4	0	0	14	20	4	1	0	53	68	99	40	8	0	0	0	0	0
52	378	0	0	0	0	1	104	48	8	0	0	0	16	8	3	1	0	57	40	64	27	0	1	0	0	0	0
53	303	0	0	0	2	1	82	41	14	0	0	0	7	6	2	1	0	43	33	46	18	7	0	0	0	0	0
54	238	0	0	0	0	5	49	34	8	0	0	0	7	7	3	1	0	31	30	42	16	4	1	0	0	0	0
55	194	0	0	2	0	3	29	22	2	1	0	0	6	6	2	2	0	32	26	41	16	3	1	0	0	0	0
56	139	0	0	1	2	1	25	29	6	2	0	0	7	7	1	1	0	9	21	23	4	0	0	0	0	0	0
57	91	0	0	2	3	2	21	12	5	0	0	0	3	7	0	0	0	12	7	13	4	0	0	0	0	0	0
58	93	0	0	2	3	2	29	13	2	0	0	0	4	4	0	0	0	4	14	13	3	0	0	0	0	0	0
59	67	0	0	4	1	0	10	11	1	0	0	0	2	3	1	0	0	6	11	14	2	1	0	0	0	0	0
60	52	0	2	1	1	1	12	8	0	0	0	0	7	4	0	0	0	5	7	3	1	0	0	0	0	0	0
61	23	0	0	2	0	0	7	6	0	0	0	0	3	0	1	0	0	2	1	1	0	0	0	0	0	0	0
62	44	0	0	0	0	1	19	8	4	0	0	0	7	0	0	0	0	2	1	2	0	0	0	0	0	0	0
63	3	0	0	0	0	0	3	0	0	0	0	0	0	0	0	0	0	0	0	0	0	0	0	0	0	0	0
64	4	0	0	0	0	0	1	2	0	0	0	0	0	0	0	0	0	0	0	1	0	0	0	0	0	0	0
65	3	0	0	0	0	0	3	0	0	0	0	0	0	0	0	0	0	0	0	0	0	0	0	0	0	0	0
66	1	0	0	0	0	0	1	0	0	0	0	0	0	0	0	0	0	0	0	0	0	0	0	0	0	0	0
67	1	0	0	0	0	0	0	1	0	0	0	0	0	0	0	0	0	0	0	0	0	0	0	0	0	0	0
68	3	0	0	0	0	0	2	0	1	0	0	0	0	0	0	0	0	0	0	0	0	0	0	0	0	0	0
69	0	0	0	0	0	0	0	0	0	0	0	0	0	0	0	0	0	0	0	0	0	0	0	0	0	0	0
70+	0	0	0	0	0	0	0	0	0	0	0	0	0	0	0	0	0	0	0	0	0	0	0	0	0	0	0
UNK	0	0	0	0	0	0	0	0	0	0	0	0	0	0	0	0	0	0	0	0	0	0	0	0	0	0	0
TOT	12,610	0	2	15	12	21	841	1,265	1,019	363	6	0	133	435	285	168	0	744	1,870	3,480	1,627	293	27	1	1	2	2
AVG	45.4	0.0	60.0	57.5	56.8	54.6	52.0	48.1	43.8	43.0	42.2	0.0	52.5	46.0	42.3	41.0	0.0	49.2	45.3	44.1	42.9	42.2	42.7	43.0	46.0	39.5	39.5

OFFICERS: AVE/ 46.8

ENLISTED: AVE/ 44.6

## Number of Military Retirees Retired During FY2015 and Receiving Retired Pay by Rank and Age at Retirement

ARMY                      DISABILITY ONLY

RETIRED AGE	TOTAL	UNK	O-10	O-9	O-8	O-7	O-6	O-5	O-4	O-3	O-2	O-1	W-5	W-4	W-3	W-2	W-1	E-9	E-8	E-7	E-6	E-5	E-4	E-3	E-2	E-1
17	0	0	0	0	0	0	0	0	0	0	0	0	0	0	0	0	0	0	0	0	0	0	0	0	0	0
18	4	0	0	0	0	0	0	0	0	0	0	0	0	0	0	0	0	0	0	0	0	0	1	0	3	0
19	14	0	0	0	0	0	0	0	0	0	0	0	0	0	0	0	0	0	0	0	0	0	0	4	7	3
20	23	1	0	0	0	0	0	0	0	0	0	0	0	0	0	0	0	0	0	0	0	0	7	8	5	2
21	41	0	0	0	0	0	0	0	0	0	0	0	0	0	0	0	0	0	0	0	0	0	26	11	3	1
22	57	0	0	0	0	0	0	0	0	0	0	0	0	0	0	0	0	0	0	0	0	4	37	10	3	3
23	83	0	0	0	0	0	0	0	0	0	1	2	0	0	0	0	0	0	0	0	0	10	55	9	5	1
24	96	0	0	0	0	0	0	0	0	0	6	2	0	0	0	0	0	0	0	0	1	17	61	5	2	2
25	125	0	0	0	0	0	0	0	0	1	7	0	0	0	0	0	0	0	0	0	6	33	67	10	1	0
26	156	0	0	0	0	0	0	0	0	6	7	1	0	0	0	0	0	0	0	0	16	53	58	12	2	1
27	164	0	0	0	0	0	0	0	0	10	4	0	0	0	0	1	0	0	0	0	31	59	50	7	1	1
28	210	0	0	0	0	0	0	0	0	14	3	0	0	0	0	3	1	0	0	1	58	68	55	5	1	1
29	188	0	0	0	0	0	0	0	0	18	4	0	0	0	0	2	0	0	0	3	56	58	45	2	0	0
30	219	0	0	0	0	0	0	0	0	19	2	2	0	0	1	2	0	0	0	12	68	71	41	0	1	0
31	210	0	0	0	0	0	0	0	2	15	1	0	0	0	0	3	1	0	3	18	70	66	27	3	1	0
32	239	0	0	0	0	0	0	0	5	25	3	0	0	0	0	2	1	0	0	24	77	63	35	2	1	1
33	205	0	0	0	0	0	0	0	1	13	5	0	0	0	0	7	0	0	0	17	75	61	23	3	0	0
34	201	0	0	0	0	0	0	0	4	18	2	0	0	0	3	9	0	0	3	24	73	47	16	1	1	0
35	189	0	0	0	0	0	0	0	10	11	2	1	0	0	4	5	0	0	3	17	69	50	16	1	0	0
36	181	0	0	0	0	0	0	0	8	12	1	1	0	0	1	7	0	0	3	27	63	48	9	1	0	0
37	172	0	0	0	0	0	0	0	13	21	3	1	0	0	4	4	0	1	6	27	53	30	9	0	0	0
38	198	0	0	0	0	0	0	0	12	8	3	0	0	0	4	2	1	0	9	49	56	38	15	1	0	0
39	220	0	0	0	0	0	0	0	15	13	1	0	0	0	7	3	0	2	17	71	50	30	11	0	0	0
40	215	0	0	0	0	0	0	0	6	10	3	0	0	2	3	4	0	1	20	77	58	20	11	0	0	0
41	264	0	0	0	0	0	0	0	11	24	3	0	0	1	15	0	0	4	30	72	64	31	8	0	1	0
42	244	0	0	0	0	0	0	4	15	14	3	0	0	2	5	5	2	4	25	82	51	22	9	1	0	0
43	255	0	0	0	0	0	0	4	13	17	4	0	0	4	5	4	0	9	31	85	47	24	7	1	0	0
44	244	0	0	0	0	0	1	9	23	18	2	0	0	5	3	1	0	8	28	66	45	27	8	0	0	0
45	247	0	0	0	0	0	0	14	22	14	2	0	0	4	5	4	0	4	36	66	51	18	7	0	0	0
46	201	0	0	0	0	0	1	12	14	14	0	0	0	2	1	1	0	11	32	51	32	27	3	0	0	0
47	175	0	0	0	0	0	5	7	17	11	1	0	3	1	1	1	0	5	29	39	37	12	6	0	0	0
48	152	0	0	0	0	0	3	6	9	7	0	0	0	2	3	0	1	10	12	33	43	19	4	0	0	0
49	153	0	0	0	0	0	4	13	11	6	1	0	1	3	3	1	0	9	18	40	32	7	4	0	0	0
50	135	0	0	0	0	0	7	13	5	6	0	1	3	1	1	1	0	10	24	29	16	17	1	0	0	0
51	131	0	0	0	0	0	6	9	6	7	0	0	0	4	2	3	0	14	22	25	20	11	2	0	0	0
52	117	0	0	0	0	0	2	10	6	2	0	0	2	2	1	0	0	6	22	32	21	9	2	0	0	0
53	104	0	0	0	0	0	5	9	3	1	0	0	0	2	2	0	0	8	14	33	18	8	1	0	0	0
54	92	0	0	0	0	0	5	10	7	2	0	0	0	2	2	1	0	7	17	14	17	6	2	0	0	0
55	78	0	0	0	0	0	1	6	3	2	0	0	0	1	2	0	0	8	15	22	13	5	0	0	0	0
56	48	0	0	0	0	0	2	5	4	1	0	0	0	2	0	0	0	4	5	13	10	2	0	0	0	0
57	47	0	0	0	0	0	5	4	3	0	1	0	1	0	0	0	0	5	11	8	3	4	1	0	0	0
58	37	0	0	0	0	0	6	3	1	1	0	0	1	1	0	0	0	1	6	8	4	5	0	0	0	0
59	48	0	0	0	0	0	1	3	4	1	0	0	2	2	0	0	0	8	6	10	6	3	0	0	0	0
60	10	0	0	0	0	0	1	0	1	1	0	0	0	1	0	0	0	0	1	3	1	1	0	0	0	0
61	6	0	0	0	0	0	0	1	2	0	0	0	0	1	0	0	0	0	0	0	0	2	0	0	0	0
62	5	0	0	0	0	0	1	1	0	0	0	0	0	0	0	0	0	1	0	1	1	0	0	0	0	0
63	4	0	0	0	0	0	1	1	0	0	0	0	0	0	0	0	0	0	1	0	0	1	0	0	0	0
64	0	0	0	0	0	0	0	0	0	0	0	0	0	0	0	0	0	0	0	0	0	0	0	0	0	0
65	0	0	0	0	0	0	0	0	0	0	0	0	0	0	0	0	0	0	0	0	0	0	0	0	0	0
66	0	0	0	0	0	0	0	0	0	0	0	0	0	0	0	0	0	0	0	0	0	0	0	0	0	0
67	0	0	0	0	0	0	0	0	0	0	0	0	0	0	0	0	0	0	0	0	0	0	0	0	0	0
68	0	0	0	0	0	0	0	0	0	0	0	0	0	0	0	0	0	0	0	0	0	0	0	0	0	0
69	0	0	0	0	0	0	0	0	0	0	0	0	0	0	0	0	0	0	0	0	0	0	0	0	0	0
70+	0	0	0	0	0	0	0	0	0	0	0	0	0	0	0	0	0	0	0	0	0	0	0	0	0	0
UNK	0	0	0	0	0	0	0	0	0	0	0	0	0	0	0	0	0	0	0	0	0	0	0	0	0	0
TOT	6,207	1	0	0	0	0	57	144	256	363	75	11	13	43	83	76	7	140	449	1,099	1,412	1,087	740	97	38	16
AVG	38.8	20.0	0.0	0.0	0.0	0.0	52.7	50.0	44.1	38.1	33.3	30.7	52.1	48.4	43.3	37.6	37.3	49.6	46.5	43.4	38.4	35.1	29.4	25.2	23.1	23.0

OFFICERS: AVE/ 42.2

ENLISTED: AVE/ 38.1

# Number of Military Retirees Retired During FY2015 and Receiving Retired Pay by Rank and Age at Retirement

RETIRED AGE	NAVY											ALL RETIREES INCLUDING RESERVE RETIRED														
	TOTAL	UNK	O-10	O-9	O-8	O-7	O-6	O-5	O-4	O-3	O-2	O-1	W-5	W-4	W-3	W-2	W-1	E-9	E-8	E-7	E-6	E-5	E-4	E-3	E-2	E-1
17	0	0	0	0	0	0	0	0	0	0	0	0	0	0	0	0	0	0	0	0	0	0	0	0	0	0
18	0	0	0	0	0	0	0	0	0	0	0	0	0	0	0	0	0	0	0	0	0	0	0	0	0	0
19	6	0	0	0	0	0	0	0	0	0	0	0	0	0	0	0	0	0	0	0	0	0	2	4	0	0
20	13	0	0	0	0	0	0	0	0	0	0	0	0	0	0	0	0	0	0	0	0	1	5	7	0	0
21	14	0	0	0	0	0	0	0	0	0	0	0	0	0	0	0	0	0	0	0	0	0	6	8	0	0
22	21	0	0	0	0	0	0	0	0	0	0	0	0	0	0	0	0	0	0	0	0	4	6	11	0	0
23	20	0	0	0	0	0	0	0	0	0	2	0	0	0	0	0	0	0	0	0	1	3	8	6	0	0
24	24	0	0	0	0	0	0	0	0	2	3	0	0	0	0	0	0	0	0	0	8	10	1	0	0	
25	38	0	0	0	0	0	0	0	1	5	1	0	0	0	0	0	0	0	0	1	12	13	5	0	0	
26	30	1	0	0	0	0	0	0	2	3	0	0	0	0	0	0	0	0	0	2	12	8	2	0	0	
27	23	0	0	0	0	0	0	0	5	0	0	0	0	0	0	0	0	0	0	3	9	6	0	0	0	
28	27	0	0	0	0	0	0	0	4	0	0	0	0	0	0	0	0	0	0	5	11	4	2	1	0	
29	33	0	0	0	0	0	0	0	0	1	0	0	0	0	0	0	0	0	1	11	15	4	1	0	0	
30	29	0	0	0	0	0	0	0	5	0	0	0	0	0	0	0	0	0	1	8	10	3	2	0	0	
31	32	0	0	0	0	0	0	0	7	1	0	0	0	0	0	0	0	0	2	12	10	0	0	0	0	
32	28	0	0	0	0	0	0	0	3	0	0	0	0	0	0	0	0	0	2	9	14	0	0	0	0	
33	27	0	0	0	0	0	0	0	2	1	0	0	0	0	0	0	0	0	4	9	9	0	2	0	0	
34	11	0	0	0	0	0	0	0	1	2	0	0	0	0	0	0	0	1	0	4	3	0	0	0	0	
35	13	0	0	0	0	0	0	0	0	0	0	0	0	0	0	0	0	0	0	6	2	4	1	0	0	
36	16	0	0	0	0	0	0	0	1	2	0	0	0	0	0	0	0	1	1	5	5	1	0	0	0	
37	78	0	0	0	0	0	0	0	1	4	0	0	0	0	1	0	0	3	17	46	5	1	0	0	0	
38	644	0	0	0	0	0	0	0	4	12	0	0	0	2	1	0	2	33	139	429	22	0	0	0	0	
39	660	0	0	0	0	0	0	0	6	7	0	0	0	0	1	0	3	59	187	349	46	1	1	0	0	
40	600	0	0	0	0	0	0	0	22	25	0	0	0	2	1	0	2	51	183	264	49	1	0	0	0	
41	559	0	0	0	0	0	0	19	41	23	0	0	1	2	0	0	2	65	191	184	31	0	0	0	0	
42	633	0	0	0	0	0	0	39	70	17	0	0	0	2	0	0	7	74	264	143	17	0	0	0	0	
43	594	0	0	0	0	0	0	67	70	17	1	0	0	5	1	0	19	79	212	101	21	1	0	0	0	
44	565	0	0	0	0	0	0	75	74	12	0	0	0	3	5	2	4	153	128	95	13	0	0	0	1	
45	403	0	0	0	0	0	3	69	64	15	0	0	0	4	4	0	16	102	60	57	9	0	0	0	0	
46	311	0	0	0	0	0	6	61	45	12	0	0	3	5	0	0	13	73	43	41	9	0	0	0	0	
47	286	0	0	0	0	0	26	45	36	8	0	0	6	2	0	0	37	41	41	34	10	0	0	0	0	
48	343	0	0	0	0	0	42	32	48	4	0	0	24	5	0	0	74	32	46	28	7	1	0	0	0	
49	282	0	0	0	0	0	40	44	38	5	0	0	15	4	1	0	53	36	24	20	2	0	0	0	0	
50	203	0	0	0	0	0	44	22	32	2	0	0	3	9	4	1	34	18	17	17	0	0	0	0	0	
51	188	0	0	0	0	1	61	22	22	3	0	0	1	9	3	0	21	11	12	21	1	0	0	0	0	
52	170	0	0	0	0	1	74	14	13	4	0	0	4	6	0	0	17	8	10	16	2	0	0	0	1	
53	113	0	0	0	1	2	47	17	2	3	0	0	1	1	1	0	12	3	9	10	4	0	0	0	0	
54	93	0	0	1	1	4	37	9	2	1	0	0	2	0	0	0	11	3	8	12	2	0	0	0	0	
55	66	0	0	1	1	2	20	14	5	0	0	0	0	0	0	0	13	5	4	1	0	0	0	0	0	
56	71	0	0	1	4	2	35	11	3	1	0	0	1	2	1	0	4	3	2	1	0	0	0	0	0	
57	58	0	0	3	3	1	21	12	4	0	0	0	1	0	0	0	4	1	6	2	0	0	0	0	0	
58	53	0	0	0	1	0	17	7	3	2	0	0	2	0	0	0	3	2	6	10	0	0	0	0	0	
59	120	0	1	2	2	1	29	26	2	1	0	0	0	0	0	0	11	5	15	22	2	1	0	0	0	
60	2,168	0	1	0	2	2	331	501	216	25	1	0	8	5	2	0	39	78	264	524	160	8	1	0	0	
61	37	0	0	0	1	0	22	8	4	1	0	0	0	0	0	0	0	0	0	0	1	0	0	0	0	
62	41	0	0	0	0	0	25	11	2	1	0	0	1	0	0	0	0	0	0	0	0	0	0	0	0	
63	5	0	0	1	1	0	1	0	0	0	0	0	0	0	0	0	0	0	2	0	0	0	0	0	0	
64	1	0	0	0	0	0	0	1	0	0	0	0	0	0	0	0	0	0	0	0	0	0	0	0	0	
65	1	0	0	0	0	0	1	0	0	0	0	0	0	0	0	0	0	0	0	0	0	0	0	0	0	
66	1	0	0	0	0	0	1	0	0	0	0	0	0	0	0	0	0	0	0	0	0	0	0	0	0	
67	2	0	0	0	0	0	1	0	0	0	0	0	0	0	0	0	1	0	0	0	0	0	0	0	0	
68	1	0	0	0	0	0	1	0	0	0	0	0	0	0	0	0	0	0	0	0	0	0	0	0	0	
69	0	0	0	0	0	0	0	0	0	0	0	0	0	0	0	0	0	0	0	0	0	0	0	0	0	
70+	0	0	0	0	0	0	0	0	0	0	0	0	0	0	0	0	0	0	0	0	0	0	0	0	0	
UNK	0	0	0	0	0	0	0	0	0	0	0	0	0	0	0	0	0	0	0	0	0	0	0	0	0	
TOT	9,755	1	2	9	17	16	885	1,126	831	238	15	6	11	96	53	11	0	402	940	1,901	2,503	541	94	54	1	2
AVG	47.2	26.0	59.5	57.4	57.5	55.2	55.7	53.2	49.3	43.5	29.8	23.8	52.7	50.1	47.6	45.8	0.0	50.1	45.4	44.9	44.9	44.2	29.3	24.3	28.0	48.0

OFFICERS: AVE/ 51.9

ENLISTED: AVE/ 44.8

## Number of Military Retirees Retired During FY2015 and Receiving Retired Pay by Rank and Age at Retirement

RETIRED AGE	NAVY										ALL RETIREES EXCLUDING RESERVE RETIRED															
	TOTAL	UNK	O-10	O-9	O-8	O-7	O-6	O-5	O-4	O-3	O-2	O-1	W-5	W-4	W-3	W-2	W-1	E-9	E-8	E-7	E-6	E-5	E-4	E-3	E-2	E-1
17	0	0	0	0	0	0	0	0	0	0	0	0	0	0	0	0	0	0	0	0	0	0	0	0	0	0
18	0	0	0	0	0	0	0	0	0	0	0	0	0	0	0	0	0	0	0	0	0	0	0	0	0	0
19	6	0	0	0	0	0	0	0	0	0	0	0	0	0	0	0	0	0	0	0	0	0	2	4	0	0
20	13	0	0	0	0	0	0	0	0	0	0	0	0	0	0	0	0	0	0	0	1	5	7	0	0	
21	14	0	0	0	0	0	0	0	0	0	0	0	0	0	0	0	0	0	0	0	0	6	8	0	0	
22	21	0	0	0	0	0	0	0	0	0	0	0	0	0	0	0	0	0	0	0	4	6	11	0	0	
23	20	0	0	0	0	0	0	0	0	0	2	0	0	0	0	0	0	0	0	1	3	8	6	0	0	
24	24	0	0	0	0	0	0	0	0	2	3	0	0	0	0	0	0	0	0	8	10	1	0	0		
25	38	0	0	0	0	0	0	0	1	5	1	0	0	0	0	0	0	0	1	12	13	5	0	0		
26	30	1	0	0	0	0	0	0	0	2	3	0	0	0	0	0	0	0	0	2	12	8	2	0	0	
27	23	0	0	0	0	0	0	0	0	5	0	0	0	0	0	0	0	0	0	3	9	6	0	0	0	
28	27	0	0	0	0	0	0	0	4	0	0	0	0	0	0	0	0	0	0	5	11	4	2	1	0	
29	33	0	0	0	0	0	0	0	0	1	0	0	0	0	0	0	0	0	1	11	15	4	1	0	0	
30	29	0	0	0	0	0	0	0	0	5	0	0	0	0	0	0	0	0	1	8	10	3	2	0	0	
31	32	0	0	0	0	0	0	0	7	1	0	0	0	0	0	0	0	0	2	12	10	0	0	0	0	
32	28	0	0	0	0	0	0	0	3	0	0	0	0	0	0	0	0	0	2	9	14	0	0	0	0	
33	27	0	0	0	0	0	0	0	2	1	0	0	0	0	0	0	0	0	4	9	9	0	2	0	0	
34	11	0	0	0	0	0	0	0	1	2	0	0	0	0	0	0	0	1	0	4	3	0	0	0	0	
35	13	0	0	0	0	0	0	0	0	0	0	0	0	0	0	0	0	0	0	6	2	4	1	0	0	
36	16	0	0	0	0	0	0	0	1	2	0	0	0	0	0	0	0	1	1	5	5	1	0	0	0	
37	78	0	0	0	0	0	0	0	1	4	0	0	0	0	1	0	0	0	3	17	46	5	1	0	0	
38	644	0	0	0	0	0	0	0	4	12	0	0	0	2	1	0	2	33	139	429	22	0	0	0	0	
39	660	0	0	0	0	0	0	0	6	7	0	0	0	0	1	0	3	59	187	349	46	1	1	0	0	
40	600	0	0	0	0	0	0	0	22	25	0	0	0	2	1	0	2	51	183	264	49	1	0	0	0	
41	559	0	0	0	0	0	0	19	41	23	0	0	1	2	0	0	2	65	191	184	31	0	0	0	0	
42	633	0	0	0	0	0	0	39	70	17	0	0	0	2	0	0	7	74	264	143	17	0	0	0	0	
43	594	0	0	0	0	0	0	67	70	17	1	0	0	5	1	0	19	79	212	101	21	1	0	0	0	
44	565	0	0	0	0	0	0	75	74	12	0	0	0	3	5	2	4	153	128	95	13	0	0	0	1	
45	403	0	0	0	0	0	3	69	64	15	0	0	0	4	4	0	16	102	60	57	9	0	0	0	0	
46	311	0	0	0	0	0	6	61	45	12	0	0	3	5	0	0	13	73	43	41	9	0	0	0	0	
47	286	0	0	0	0	0	26	45	36	8	0	0	6	2	0	0	37	41	41	34	10	0	0	0	0	
48	343	0	0	0	0	0	42	32	48	4	0	0	24	5	0	0	74	32	46	28	7	1	0	0	0	
49	282	0	0	0	0	0	40	44	38	5	0	0	15	4	1	0	53	36	24	20	2	0	0	0	0	
50	203	0	0	0	0	0	44	22	32	2	0	0	3	9	4	1	34	18	17	17	0	0	0	0	0	
51	188	0	0	0	0	1	61	22	22	3	0	0	1	9	3	0	21	11	12	21	1	0	0	0	0	
52	170	0	0	0	0	1	74	14	13	4	0	0	4	6	0	0	17	8	10	16	2	0	0	0	1	
53	111	0	0	0	1	2	46	17	2	3	0	0	1	1	1	0	11	3	9	10	4	0	0	0	0	
54	91	0	0	1	1	4	35	9	2	1	0	0	2	0	0	0	11	3	8	12	2	0	0	0	0	
55	62	0	0	1	1	2	19	12	5	0	0	0	0	0	0	0	13	4	4	1	0	0	0	0	0	
56	60	0	0	1	3	1	30	9	3	0	0	0	1	2	1	0	4	2	2	1	0	0	0	0	0	
57	38	0	0	3	1	0	15	7	3	0	0	0	1	0	0	0	3	1	3	1	0	0	0	0	0	
58	21	0	0	0	1	0	9	3	1	0	0	0	2	0	0	0	1	1	3	0	0	0	0	0	0	
59	20	0	1	2	1	0	6	6	0	0	0	0	0	0	0	0	2	0	2	0	0	0	0	0	0	
60	22	0	1	0	0	0	14	4	0	0	0	0	0	0	0	0	1	0	0	2	0	0	0	0	0	
61	20	0	0	0	1	0	13	4	2	0	0	0	0	0	0	0	0	0	0	0	0	0	0	0	0	
62	26	0	0	0	0	0	16	8	0	1	0	0	1	0	0	0	0	0	0	0	0	0	0	0	0	
63	4	0	0	1	0	0	1	0	0	0	0	0	0	0	0	0	0	0	2	0	0	0	0	0	0	
64	1	0	0	0	0	0	0	1	0	0	0	0	0	0	0	0	0	0	0	0	0	0	0	0	0	
65	1	0	0	0	0	0	1	0	0	0	0	0	0	0	0	0	0	0	0	0	0	0	0	0	0	
66	0	0	0	0	0	0	0	0	0	0	0	0	0	0	0	0	0	0	0	0	0	0	0	0	0	
67	1	0	0	0	0	0	0	0	0	0	0	0	0	0	0	0	1	0	0	0	0	0	0	0	0	
68	0	0	0	0	0	0	0	0	0	0	0	0	0	0	0	0	0	0	0	0	0	0	0	0	0	
69	0	0	0	0	0	0	0	0	0	0	0	0	0	0	0	0	0	0	0	0	0	0	0	0	0	
70+	0	0	0	0	0	0	0	0	0	0	0	0	0	0	0	0	0	0	0	0	0	0	0	0	0	
UNK	0	0	0	0	0	0	0	0	0	0	0	0	0	0	0	0	0	0	0	0	0	0	0	0	0	
TOT	7,402	1	2	9	10	11	501	589	606	208	14	6	11	88	47	9	0	351	854	1,618	1,948	378	85	53	1	2
AVG	43.2	26.0	59.5	57.4	56.5	53.7	52.5	47.2	45.3	41.2	27.6	23.8	52.7	49.2	45.9	42.7	0.0	48.7	43.9	42.2	40.7	37.3	26.1	23.6	28.0	48.0

OFFICERS: AVE/ 47.3

ENLISTED: AVE/ 41.6

## Number of Military Retirees Retired During FY2015 and Receiving Retired Pay by Rank and Age at Retirement

RETIRED AGE	NAVY														NON DISABILITY INCLUDING RESERVE RETIRED											
	TOTAL	UNK	O-10	O-9	O-8	O-7	O-6	O-5	O-4	O-3	O-2	O-1	W-5	W-4	W-3	W-2	W-1	E-9	E-8	E-7	E-6	E-5	E-4	E-3	E-2	E-1
17	0	0	0	0	0	0	0	0	0	0	0	0	0	0	0	0	0	0	0	0	0	0	0	0	0	0
18	0	0	0	0	0	0	0	0	0	0	0	0	0	0	0	0	0	0	0	0	0	0	0	0	0	0
19	0	0	0	0	0	0	0	0	0	0	0	0	0	0	0	0	0	0	0	0	0	0	0	0	0	0
20	0	0	0	0	0	0	0	0	0	0	0	0	0	0	0	0	0	0	0	0	0	0	0	0	0	0
21	0	0	0	0	0	0	0	0	0	0	0	0	0	0	0	0	0	0	0	0	0	0	0	0	0	0
22	0	0	0	0	0	0	0	0	0	0	0	0	0	0	0	0	0	0	0	0	0	0	0	0	0	0
23	0	0	0	0	0	0	0	0	0	0	0	0	0	0	0	0	0	0	0	0	0	0	0	0	0	0
24	0	0	0	0	0	0	0	0	0	0	0	0	0	0	0	0	0	0	0	0	0	0	0	0	0	0
25	0	0	0	0	0	0	0	0	0	0	0	0	0	0	0	0	0	0	0	0	0	0	0	0	0	0
26	0	0	0	0	0	0	0	0	0	0	0	0	0	0	0	0	0	0	0	0	0	0	0	0	0	0
27	0	0	0	0	0	0	0	0	0	0	0	0	0	0	0	0	0	0	0	0	0	0	0	0	0	0
28	0	0	0	0	0	0	0	0	0	0	0	0	0	0	0	0	0	0	0	0	0	0	0	0	0	0
29	0	0	0	0	0	0	0	0	0	0	0	0	0	0	0	0	0	0	0	0	0	0	0	0	0	0
30	0	0	0	0	0	0	0	0	0	0	0	0	0	0	0	0	0	0	0	0	0	0	0	0	0	0
31	0	0	0	0	0	0	0	0	0	0	0	0	0	0	0	0	0	0	0	0	0	0	0	0	0	0
32	0	0	0	0	0	0	0	0	0	0	0	0	0	0	0	0	0	0	0	0	0	0	0	0	0	0
33	0	0	0	0	0	0	0	0	0	0	0	0	0	0	0	0	0	0	0	0	0	0	0	0	0	0
34	0	0	0	0	0	0	0	0	0	0	0	0	0	0	0	0	0	0	0	0	0	0	0	0	0	0
35	0	0	0	0	0	0	0	0	0	0	0	0	0	0	0	0	0	0	0	0	0	0	0	0	0	0
36	0	0	0	0	0	0	0	0	0	0	0	0	0	0	0	0	0	0	0	0	0	0	0	0	0	0
37	65	0	0	0	0	0	0	0	1	1	0	0	0	0	1	0	0	0	3	15	41	2	1	0	0	0
38	623	0	0	0	0	0	0	0	3	8	0	0	0	0	2	1	0	2	31	134	420	22	0	0	0	0
39	649	0	0	0	0	0	0	0	6	6	0	0	0	0	1	0	3	58	184	344	45	1	1	0	0	
40	579	0	0	0	0	0	0	0	19	23	0	0	0	0	2	1	0	2	49	175	259	48	1	0	0	0
41	542	0	0	0	0	0	0	19	40	20	0	0	1	2	0	0	2	60	186	182	30	0	0	0	0	
42	622	0	0	0	0	0	0	38	70	15	0	0	0	2	0	0	7	74	263	138	15	0	0	0	0	
43	581	0	0	0	0	0	0	67	69	17	0	0	0	5	1	0	18	78	208	98	19	1	0	0	0	
44	558	0	0	0	0	0	0	73	72	12	0	0	3	5	2	0	4	152	127	94	13	0	0	0	1	
45	392	0	0	0	0	0	3	68	62	14	0	0	4	4	0	0	16	99	57	56	9	0	0	0	0	
46	307	0	0	0	0	0	6	61	44	11	0	0	3	5	0	0	13	71	43	41	9	0	0	0	0	
47	282	0	0	0	0	0	26	45	35	8	0	0	6	2	0	0	37	40	39	34	10	0	0	0	0	
48	340	0	0	0	0	0	42	31	47	4	0	0	24	5	0	0	74	32	45	28	7	1	0	0	0	
49	276	0	0	0	0	0	38	43	37	5	0	0	15	4	1	0	53	35	23	20	2	0	0	0	0	
50	198	0	0	0	0	0	43	22	31	2	0	0	3	8	4	1	34	18	16	16	0	0	0	0	0	
51	185	0	0	0	0	1	61	22	21	3	0	0	1	9	3	0	21	10	12	20	1	0	0	0	0	
52	167	0	0	0	0	1	74	14	13	3	0	0	4	6	0	0	17	8	10	14	2	0	0	0	1	
53	112	0	0	0	1	2	46	17	2	3	0	0	1	1	1	0	12	3	9	10	4	0	0	0	0	
54	92	0	0	1	1	4	37	9	2	1	0	0	2	0	0	0	11	2	8	12	2	0	0	0	0	
55	65	0	0	1	1	2	20	13	5	0	0	0	0	0	0	0	13	5	4	1	0	0	0	0	0	
56	70	0	0	1	4	2	35	10	3	1	0	0	1	2	1	0	4	3	2	1	0	0	0	0	0	
57	58	0	0	3	3	1	21	12	4	0	0	0	1	0	0	0	4	1	6	2	0	0	0	0	0	
58	51	0	0	0	1	0	17	7	3	2	0	0	2	0	0	0	3	2	4	10	0	0	0	0	0	
59	119	0	1	2	2	1	29	26	2	1	0	0	0	0	0	0	10	5	15	22	2	1	0	0	0	
60	2,168	0	1	0	2	2	331	501	216	25	1	0	0	8	5	2	39	78	264	524	160	8	1	0	0	
61	37	0	0	0	1	0	22	8	4	1	0	0	0	0	0	0	0	0	0	0	1	0	0	0	0	
62	40	0	0	0	0	0	25	11	2	0	0	0	1	0	0	0	0	0	0	0	0	0	0	0	0	
63	5	0	0	1	1	0	1	0	0	0	0	0	0	0	0	0	0	0	2	0	0	0	0	0	0	
64	1	0	0	0	0	0	0	1	0	0	0	0	0	0	0	0	0	0	0	0	0	0	0	0	0	
65	1	0	0	0	0	0	1	0	0	0	0	0	0	0	0	0	0	0	0	0	0	0	0	0	0	
66	1	0	0	0	0	0	1	0	0	0	0	0	0	0	0	0	0	0	0	0	0	0	0	0	0	
67	2	0	0	0	0	0	1	0	0	0	0	0	0	0	0	0	1	0	0	0	0	0	0	0	0	
68	1	0	0	0	0	0	1	0	0	0	0	0	0	0	0	0	0	0	0	0	0	0	0	0	0	
69	0	0	0	0	0	0	0	0	0	0	0	0	0	0	0	0	0	0	0	0	0	0	0	0	0	
70+	0	0	0	0	0	0	0	0	0	0	0	0	0	0	0	0	0	0	0	0	0	0	0	0	0	
UNK	0	0	0	0	0	0	0	0	0	0	0	0	0	0	0	0	0	0	0	0	0	0	0	0	0	
TOT	9,189	0	2	9	17	16	881	1,118	813	186	1	0	11	95	53	11	0	400	917	1,851	2,387	403	14	2	0	2
AVG	48.2	0.0	59.5	57.4	57.5	55.2	55.7	53.3	49.4	46.1	60.0	0.0	52.7	50.1	47.6	45.8	0.0	50.1	45.4	45.0	45.4	49.2	53.3	49.5	0.0	48.0

OFFICERS: AVE/ 52.4

ENLISTED: AVE/ 45.9

# Number of Military Retirees Retired During FY2015 and Receiving Retired Pay by Rank and Age at Retirement

RETIRED AGE	NAVY											NON DISABILITY EXCLUDING RESERVE RETIRED														
	TOTAL	UNK	O-10	O-9	O-8	O-7	O-6	O-5	O-4	O-3	O-2	O-1	W-5	W-4	W-3	W-2	W-1	E-9	E-8	E-7	E-6	E-5	E-4	E-3	E-2	E-1
17	0	0	0	0	0	0	0	0	0	0	0	0	0	0	0	0	0	0	0	0	0	0	0	0	0	0
18	0	0	0	0	0	0	0	0	0	0	0	0	0	0	0	0	0	0	0	0	0	0	0	0	0	0
19	0	0	0	0	0	0	0	0	0	0	0	0	0	0	0	0	0	0	0	0	0	0	0	0	0	0
20	0	0	0	0	0	0	0	0	0	0	0	0	0	0	0	0	0	0	0	0	0	0	0	0	0	0
21	0	0	0	0	0	0	0	0	0	0	0	0	0	0	0	0	0	0	0	0	0	0	0	0	0	0
22	0	0	0	0	0	0	0	0	0	0	0	0	0	0	0	0	0	0	0	0	0	0	0	0	0	0
23	0	0	0	0	0	0	0	0	0	0	0	0	0	0	0	0	0	0	0	0	0	0	0	0	0	0
24	0	0	0	0	0	0	0	0	0	0	0	0	0	0	0	0	0	0	0	0	0	0	0	0	0	0
25	0	0	0	0	0	0	0	0	0	0	0	0	0	0	0	0	0	0	0	0	0	0	0	0	0	0
26	0	0	0	0	0	0	0	0	0	0	0	0	0	0	0	0	0	0	0	0	0	0	0	0	0	0
27	0	0	0	0	0	0	0	0	0	0	0	0	0	0	0	0	0	0	0	0	0	0	0	0	0	0
28	0	0	0	0	0	0	0	0	0	0	0	0	0	0	0	0	0	0	0	0	0	0	0	0	0	0
29	0	0	0	0	0	0	0	0	0	0	0	0	0	0	0	0	0	0	0	0	0	0	0	0	0	0
30	0	0	0	0	0	0	0	0	0	0	0	0	0	0	0	0	0	0	0	0	0	0	0	0	0	0
31	0	0	0	0	0	0	0	0	0	0	0	0	0	0	0	0	0	0	0	0	0	0	0	0	0	0
32	0	0	0	0	0	0	0	0	0	0	0	0	0	0	0	0	0	0	0	0	0	0	0	0	0	0
33	0	0	0	0	0	0	0	0	0	0	0	0	0	0	0	0	0	0	0	0	0	0	0	0	0	0
34	0	0	0	0	0	0	0	0	0	0	0	0	0	0	0	0	0	0	0	0	0	0	0	0	0	0
35	0	0	0	0	0	0	0	0	0	0	0	0	0	0	0	0	0	0	0	0	0	0	0	0	0	0
36	0	0	0	0	0	0	0	0	0	0	0	0	0	0	0	0	0	0	0	0	0	0	0	0	0	0
37	65	0	0	0	0	0	0	0	1	1	0	0	0	0	1	0	0	0	3	15	41	2	1	0	0	0
38	623	0	0	0	0	0	0	0	3	8	0	0	0	0	2	1	0	2	31	134	420	22	0	0	0	0
39	649	0	0	0	0	0	0	0	6	6	0	0	0	0	1	0	3	58	184	344	45	1	1	0	0	0
40	579	0	0	0	0	0	0	0	19	23	0	0	0	0	2	1	0	2	49	175	259	48	1	0	0	0
41	542	0	0	0	0	0	0	19	40	20	0	0	1	2	0	0	2	60	186	182	30	0	0	0	0	0
42	622	0	0	0	0	0	0	38	70	15	0	0	0	2	0	0	7	74	263	138	15	0	0	0	0	0
43	581	0	0	0	0	0	0	67	69	17	0	0	0	5	1	0	18	78	208	98	19	1	0	0	0	0
44	558	0	0	0	0	0	0	73	72	12	0	0	3	5	2	0	4	152	127	94	13	0	0	0	1	0
45	392	0	0	0	0	0	3	68	62	14	0	0	4	4	0	0	16	99	57	56	9	0	0	0	0	0
46	307	0	0	0	0	0	6	61	44	11	0	0	3	5	0	0	13	71	43	41	9	0	0	0	0	0
47	282	0	0	0	0	0	26	45	35	8	0	0	6	2	0	0	37	40	39	34	10	0	0	0	0	0
48	340	0	0	0	0	0	42	31	47	4	0	0	24	5	0	0	74	32	45	28	7	1	0	0	0	0
49	276	0	0	0	0	0	38	43	37	5	0	0	15	4	1	0	53	35	23	20	2	0	0	0	0	0
50	198	0	0	0	0	0	43	22	31	2	0	0	3	8	4	1	34	18	16	16	0	0	0	0	0	0
51	185	0	0	0	0	1	61	22	21	3	0	0	1	9	3	0	21	10	12	20	1	0	0	0	0	0
52	167	0	0	0	0	1	74	14	13	3	0	0	4	6	0	0	17	8	10	14	2	0	0	0	1	0
53	110	0	0	0	1	2	45	17	2	3	0	0	1	1	1	0	11	3	9	10	4	0	0	0	0	0
54	90	0	0	1	1	4	35	9	2	1	0	0	2	0	0	0	11	2	8	12	2	0	0	0	0	0
55	61	0	0	1	1	2	19	11	5	0	0	0	0	0	0	0	13	4	4	1	0	0	0	0	0	0
56	59	0	0	1	3	1	30	8	3	0	0	0	1	2	1	0	4	2	2	1	0	0	0	0	0	0
57	38	0	0	3	1	0	15	7	3	0	0	0	1	0	0	0	3	1	3	1	0	0	0	0	0	0
58	19	0	0	0	1	0	9	3	1	0	0	0	0	2	0	0	1	1	1	0	0	0	0	0	0	0
59	19	0	1	2	1	0	6	6	0	0	0	0	0	0	0	0	1	0	2	0	0	0	0	0	0	0
60	22	0	1	0	0	0	14	4	0	0	0	0	0	0	0	0	1	0	0	2	0	0	0	0	0	0
61	20	0	0	0	1	0	13	4	2	0	0	0	0	0	0	0	0	0	0	0	0	0	0	0	0	0
62	25	0	0	0	0	0	16	8	0	0	0	0	1	0	0	0	0	0	0	0	0	0	0	0	0	0
63	4	0	0	1	0	0	1	0	0	0	0	0	0	0	0	0	0	0	2	0	0	0	0	0	0	0
64	1	0	0	0	0	0	0	1	0	0	0	0	0	0	0	0	0	0	0	0	0	0	0	0	0	0
65	1	0	0	0	0	0	1	0	0	0	0	0	0	0	0	0	0	0	0	0	0	0	0	0	0	0
66	0	0	0	0	0	0	0	0	0	0	0	0	0	0	0	0	0	0	0	0	0	0	0	0	0	0
67	1	0	0	0	0	0	0	0	0	0	0	0	0	0	0	0	1	0	0	0	0	0	0	0	0	0
68	0	0	0	0	0	0	0	0	0	0	0	0	0	0	0	0	0	0	0	0	0	0	0	0	0	0
69	0	0	0	0	0	0	0	0	0	0	0	0	0	0	0	0	0	0	0	0	0	0	0	0	0	0
70+	0	0	0	0	0	0	0	0	0	0	0	0	0	0	0	0	0	0	0	0	0	0	0	0	0	0
UNK	0	0	0	0	0	0	0	0	0	0	0	0	0	0	0	0	0	0	0	0	0	0	0	0	0	0
TOT	6,836	0	2	9	10	11	497	581	588	156	0	0	11	87	47	9	0	349	831	1,568	1,832	240	5	1	0	2
AVG	44.1	0.0	59.5	57.4	56.5	53.7	52.5	47.2	45.4	43.4	0.0	0.0	52.7	49.2	45.9	42.7	0.0	48.7	43.9	42.3	41.0	41.8	41.4	39.0	0.0	48.0

OFFICERS: AVE/ 47.9

ENLISTED: AVE/ 42.5

## Number of Military Retirees Retired During FY2015 and Receiving Retired Pay by Rank and Age at Retirement

RETIRED AGE	NAVY											DISABILITY ONLY														
	TOTAL	UNK	O-10	O-9	O-8	O-7	O-6	O-5	O-4	O-3	O-2	O-1	W-5	W-4	W-3	W-2	W-1	E-9	E-8	E-7	E-6	E-5	E-4	E-3	E-2	E-1
17	0	0	0	0	0	0	0	0	0	0	0	0	0	0	0	0	0	0	0	0	0	0	0	0	0	0
18	0	0	0	0	0	0	0	0	0	0	0	0	0	0	0	0	0	0	0	0	0	0	0	0	0	0
19	6	0	0	0	0	0	0	0	0	0	0	0	0	0	0	0	0	0	0	0	0	0	2	4	0	0
20	13	0	0	0	0	0	0	0	0	0	0	0	0	0	0	0	0	0	0	0	0	1	5	7	0	0
21	14	0	0	0	0	0	0	0	0	0	0	0	0	0	0	0	0	0	0	0	0	0	6	8	0	0
22	21	0	0	0	0	0	0	0	0	0	0	0	0	0	0	0	0	0	0	0	0	4	6	11	0	0
23	20	0	0	0	0	0	0	0	0	0	0	2	0	0	0	0	0	0	0	0	1	3	8	6	0	0
24	24	0	0	0	0	0	0	0	0	0	2	3	0	0	0	0	0	0	0	0	0	8	10	1	0	0
25	38	0	0	0	0	0	0	0	0	1	5	1	0	0	0	0	0	0	0	0	1	12	13	5	0	0
26	30	1	0	0	0	0	0	0	0	2	3	0	0	0	0	0	0	0	0	0	2	12	8	2	0	0
27	23	0	0	0	0	0	0	0	0	5	0	0	0	0	0	0	0	0	0	0	3	9	6	0	0	0
28	27	0	0	0	0	0	0	0	0	4	0	0	0	0	0	0	0	0	0	0	5	11	4	2	1	0
29	33	0	0	0	0	0	0	0	0	0	1	0	0	0	0	0	0	0	0	1	11	15	4	1	0	0
30	29	0	0	0	0	0	0	0	0	5	0	0	0	0	0	0	0	0	0	1	8	10	3	2	0	0
31	32	0	0	0	0	0	0	0	0	7	1	0	0	0	0	0	0	0	0	2	12	10	0	0	0	0
32	28	0	0	0	0	0	0	0	0	3	0	0	0	0	0	0	0	0	0	2	9	14	0	0	0	0
33	27	0	0	0	0	0	0	0	0	2	1	0	0	0	0	0	0	0	0	4	9	9	0	2	0	0
34	11	0	0	0	0	0	0	0	1	2	0	0	0	0	0	0	0	0	1	0	4	3	0	0	0	0
35	13	0	0	0	0	0	0	0	0	0	0	0	0	0	0	0	0	0	0	0	6	2	4	1	0	0
36	16	0	0	0	0	0	0	0	1	2	0	0	0	0	0	0	0	0	1	1	5	5	1	0	0	0
37	13	0	0	0	0	0	0	0	0	3	0	0	0	0	0	0	0	0	0	2	5	3	0	0	0	0
38	21	0	0	0	0	0	0	0	1	4	0	0	0	0	0	0	0	0	2	5	9	0	0	0	0	0
39	11	0	0	0	0	0	0	0	0	1	0	0	0	0	0	0	0	0	1	3	5	1	0	0	0	0
40	21	0	0	0	0	0	0	0	3	2	0	0	0	0	0	0	0	0	2	8	5	1	0	0	0	0
41	17	0	0	0	0	0	0	0	1	3	0	0	0	0	0	0	0	0	5	5	2	1	0	0	0	0
42	11	0	0	0	0	0	0	1	0	2	0	0	0	0	0	0	0	0	0	1	5	2	0	0	0	0
43	13	0	0	0	0	0	0	0	1	0	1	0	0	0	0	0	0	1	1	4	3	2	0	0	0	0
44	7	0	0	0	0	0	0	2	2	0	0	0	0	0	0	0	0	0	1	1	1	0	0	0	0	0
45	11	0	0	0	0	0	0	1	2	1	0	0	0	0	0	0	0	0	3	3	1	0	0	0	0	0
46	4	0	0	0	0	0	0	0	1	1	0	0	0	0	0	0	0	0	2	0	0	0	0	0	0	0
47	4	0	0	0	0	0	0	0	1	0	0	0	0	0	0	0	0	0	1	2	0	0	0	0	0	0
48	3	0	0	0	0	0	0	1	1	0	0	0	0	0	0	0	0	0	0	1	0	0	0	0	0	0
49	6	0	0	0	0	0	2	1	1	0	0	0	0	0	0	0	0	0	1	1	0	0	0	0	0	0
50	5	0	0	0	0	0	1	0	1	0	0	0	0	1	0	0	0	0	0	1	1	0	0	0	0	0
51	3	0	0	0	0	0	0	0	1	0	0	0	0	0	0	0	0	0	1	0	1	0	0	0	0	0
52	3	0	0	0	0	0	0	0	0	1	0	0	0	0	0	0	0	0	0	0	2	0	0	0	0	0
53	1	0	0	0	0	0	1	0	0	0	0	0	0	0	0	0	0	0	0	0	0	0	0	0	0	0
54	1	0	0	0	0	0	0	0	0	0	0	0	0	0	0	0	0	0	1	0	0	0	0	0	0	0
55	1	0	0	0	0	0	0	1	0	0	0	0	0	0	0	0	0	0	0	0	0	0	0	0	0	0
56	1	0	0	0	0	0	0	1	0	0	0	0	0	0	0	0	0	0	0	0	0	0	0	0	0	0
57	0	0	0	0	0	0	0	0	0	0	0	0	0	0	0	0	0	0	0	0	0	0	0	0	0	0
58	2	0	0	0	0	0	0	0	0	0	0	0	0	0	0	0	0	0	0	2	0	0	0	0	0	0
59	1	0	0	0	0	0	0	0	0	0	0	0	0	0	0	0	0	1	0	0	0	0	0	0	0	0
60	0	0	0	0	0	0	0	0	0	0	0	0	0	0	0	0	0	0	0	0	0	0	0	0	0	0
61	0	0	0	0	0	0	0	0	0	0	0	0	0	0	0	0	0	0	0	0	0	0	0	0	0	0
62	1	0	0	0	0	0	0	0	0	1	0	0	0	0	0	0	0	0	0	0	0	0	0	0	0	0
63	0	0	0	0	0	0	0	0	0	0	0	0	0	0	0	0	0	0	0	0	0	0	0	0	0	0
64	0	0	0	0	0	0	0	0	0	0	0	0	0	0	0	0	0	0	0	0	0	0	0	0	0	0
65	0	0	0	0	0	0	0	0	0	0	0	0	0	0	0	0	0	0	0	0	0	0	0	0	0	0
66	0	0	0	0	0	0	0	0	0	0	0	0	0	0	0	0	0	0	0	0	0	0	0	0	0	0
67	0	0	0	0	0	0	0	0	0	0	0	0	0	0	0	0	0	0	0	0	0	0	0	0	0	0
68	0	0	0	0	0	0	0	0	0	0	0	0	0	0	0	0	0	0	0	0	0	0	0	0	0	0
69	0	0	0	0	0	0	0	0	0	0	0	0	0	0	0	0	0	0	0	0	0	0	0	0	0	0
70+	0	0	0	0	0	0	0	0	0	0	0	0	0	0	0	0	0	0	0	0	0	0	0	0	0	0
UNK	0	0	0	0	0	0	0	0	0	0	0	0	0	0	0	0	0	0	0	0	0	0	0	0	0	0
<b>TOT</b>	<b>566</b>	<b>1</b>	<b>0</b>	<b>0</b>	<b>0</b>	<b>0</b>	<b>4</b>	<b>8</b>	<b>18</b>	<b>52</b>	<b>14</b>	<b>6</b>	<b>0</b>	<b>1</b>	<b>0</b>	<b>0</b>	<b>0</b>	<b>2</b>	<b>23</b>	<b>50</b>	<b>116</b>	<b>138</b>	<b>80</b>	<b>52</b>	<b>1</b>	<b>0</b>
<b>AVG</b>	<b>32.1</b>	<b>26.0</b>	<b>0.0</b>	<b>0.0</b>	<b>0.0</b>	<b>0.0</b>	<b>50.3</b>	<b>47.9</b>	<b>43.4</b>	<b>34.4</b>	<b>27.6</b>	<b>23.8</b>	<b>0.0</b>	<b>50.0</b>	<b>0.0</b>	<b>0.0</b>	<b>0.0</b>	<b>51.0</b>	<b>42.8</b>	<b>40.2</b>	<b>34.5</b>	<b>29.5</b>	<b>25.1</b>	<b>23.3</b>	<b>28.0</b>	<b>0.0</b>

OFFICERS: AVE/ 36.2

ENLISTED: AVE/ 31.2







Number of Military Retirees Retired During FY2015 and Receiving Retired Pay by Rank and Age at Retirement

Table with 27 columns: RETIRED AGE, MARINE CORPUS (TOTAL, UNK, O-10 to O-1), NON DISABILITY INCLUDING RESERVE RETIRED (W-5 to W-1, E-9 to E-1), and rows for ages 17-70+ and UNK. Includes sub-totals (TOT, AVG).

OFFICERS: AVE/ 46.4

ENLISTED: AVE/ 40.9

Excluding members who retired during the fiscal year and died before the end of the year.







Number of Military Retirees Retired During FY2015 and Receiving Retired Pay by Rank and Age at Retirement

Table with columns: RETIRED AGE, AIR FORCE (TOTAL, UNK, O-10, O-9, O-8, O-7, O-6, O-5, O-4, O-3, O-2, O-1, W-5, W-4, W-3, W-2, W-1, E-9, E-8, E-7, E-6, E-5, E-4, E-3, E-2, E-1), and ALL RETIREES EXCLUDING RESERVE RETIRED (same columns as Air Force). Rows include ages 17-65, UNK, and summary rows (TOT, AVG).

OFFICERS: AVE/ 45.7

ENLISTED: AVE/ 41.7

Excluding members who retired during the fiscal year and died before the end of the year.





### Number of Military Retirees Retired During FY2015 and Receiving Retired Pay by Rank and Age at Retirement

RETIRED AGE	AIR FORCE										NON DISABILITY EXCLUDING RESERVE RETIRED															
	TOTAL	UNK	O-10	O-9	O-8	O-7	O-6	O-5	O-4	O-3	O-2	O-1	W-5	W-4	W-3	W-2	W-1	E-9	E-8	E-7	E-6	E-5	E-4	E-3	E-2	E-1
17	0	0	0	0	0	0	0	0	0	0	0	0	0	0	0	0	0	0	0	0	0	0	0	0	0	0
18	0	0	0	0	0	0	0	0	0	0	0	0	0	0	0	0	0	0	0	0	0	0	0	0	0	0
19	0	0	0	0	0	0	0	0	0	0	0	0	0	0	0	0	0	0	0	0	0	0	0	0	0	0
20	0	0	0	0	0	0	0	0	0	0	0	0	0	0	0	0	0	0	0	0	0	0	0	0	0	0
21	0	0	0	0	0	0	0	0	0	0	0	0	0	0	0	0	0	0	0	0	0	0	0	0	0	0
22	0	0	0	0	0	0	0	0	0	0	0	0	0	0	0	0	0	0	0	0	0	0	0	0	0	0
23	0	0	0	0	0	0	0	0	0	0	0	0	0	0	0	0	0	0	0	0	0	0	0	0	0	0
24	0	0	0	0	0	0	0	0	0	0	0	0	0	0	0	0	0	0	0	0	0	0	0	0	0	0
25	0	0	0	0	0	0	0	0	0	0	0	0	0	0	0	0	0	0	0	0	0	0	0	0	0	0
26	0	0	0	0	0	0	0	0	0	0	0	0	0	0	0	0	0	0	0	0	0	0	0	0	0	0
27	0	0	0	0	0	0	0	0	0	0	0	0	0	0	0	0	0	0	0	0	0	0	0	0	0	0
28	0	0	0	0	0	0	0	0	0	0	0	0	0	0	0	0	0	0	0	0	0	0	0	0	0	0
29	0	0	0	0	0	0	0	0	0	0	0	0	0	0	0	0	0	0	0	0	0	0	0	0	0	0
30	0	0	0	0	0	0	0	0	0	0	0	0	0	0	0	0	0	0	0	0	0	0	0	0	0	0
31	0	0	0	0	0	0	0	0	0	0	0	0	0	0	0	0	0	0	0	0	0	0	0	0	0	0
32	0	0	0	0	0	0	0	0	0	0	0	0	0	0	0	0	0	0	0	0	0	0	0	0	0	0
33	26	0	0	0	0	0	0	0	0	0	0	0	0	0	0	0	0	0	1	23	2	0	0	0	0	0
34	56	0	0	0	0	0	0	0	0	0	0	0	0	0	0	0	0	0	2	54	0	0	0	0	0	0
35	92	0	0	0	0	0	0	0	1	0	0	0	0	0	0	0	0	0	6	77	8	0	0	0	0	0
36	89	0	0	0	0	0	0	0	2	2	0	0	0	0	0	0	0	0	7	73	5	0	0	0	0	0
37	148	0	0	0	0	0	0	0	43	0	0	0	0	0	0	0	0	2	28	68	5	1	1	0	0	0
38	786	0	0	0	0	0	0	1	60	4	0	0	0	0	0	0	1	25	363	301	29	2	0	0	0	0
39	959	0	0	0	0	0	0	1	36	6	0	0	0	0	0	0	6	31	590	273	13	2	0	0	1	0
40	994	0	0	0	0	0	0	5	55	7	0	0	0	0	0	0	2	67	648	192	17	1	0	0	0	0
41	958	0	0	0	0	0	0	29	89	11	0	0	0	0	0	0	8	102	593	114	11	1	0	0	0	0
42	1,257	0	0	0	0	0	0	151	158	5	0	0	0	0	0	0	13	94	715	104	16	1	0	0	0	0
43	1,018	0	0	0	0	0	2	180	137	15	0	0	0	0	0	0	15	114	478	65	7	3	2	0	0	0
44	968	0	0	0	0	0	6	156	140	12	0	0	0	0	0	0	35	209	351	54	4	1	0	0	0	0
45	715	0	0	0	0	0	20	153	125	8	0	0	0	0	0	0	29	129	216	32	3	0	0	0	0	0
46	527	0	0	0	0	0	60	95	86	4	0	0	0	0	0	0	32	74	157	17	2	0	0	0	0	0
47	491	0	0	0	0	0	100	69	73	4	0	0	0	0	0	0	75	51	98	20	1	0	0	0	0	0
48	503	0	0	0	0	1	111	71	36	0	0	0	0	0	0	0	161	38	82	1	1	1	0	0	0	0
49	346	0	0	0	0	0	80	44	21	1	0	0	0	0	0	0	81	42	61	15	0	1	0	0	0	0
50	257	0	0	0	0	2	61	41	13	1	0	0	0	0	0	0	69	26	41	3	0	0	0	0	0	0
51	232	0	0	0	0	5	61	49	13	0	0	0	0	0	0	0	38	26	34	4	2	0	0	0	0	0
52	169	0	0	0	0	3	66	25	9	1	0	0	0	0	0	0	32	13	18	2	0	0	0	0	0	0
53	111	0	0	0	2	1	31	16	6	2	0	0	0	0	0	0	18	15	16	3	1	0	0	0	0	0
54	95	0	0	1	4	0	28	11	7	0	0	0	0	0	0	0	17	7	17	2	1	0	0	0	0	0
55	62	0	0	3	1	1	19	7	5	0	0	0	0	0	0	0	7	6	11	1	1	0	0	0	0	0
56	49	0	1	2	2	1	19	2	7	0	0	0	0	0	0	0	11	2	2	0	0	0	0	0	0	0
57	38	0	0	5	0	0	10	5	2	0	0	0	0	0	0	0	3	5	8	0	0	0	0	0	0	0
58	23	0	0	0	0	0	6	8	2	0	0	0	0	0	0	0	1	3	3	0	0	0	0	0	0	0
59	31	0	1	1	1	0	11	3	1	1	0	0	0	0	0	0	5	3	2	2	0	0	0	0	0	0
60	14	0	0	0	0	0	4	5	3	0	0	0	0	0	0	0	1	0	1	0	0	0	0	0	0	0
61	9	0	0	1	0	0	5	2	1	0	0	0	0	0	0	0	0	0	0	0	0	0	0	0	0	0
62	19	0	0	1	0	0	14	4	0	0	0	0	0	0	0	0	0	0	0	0	0	0	0	0	0	0
63	1	0	0	0	0	1	0	0	0	0	0	0	0	0	0	0	0	0	0	0	0	0	0	0	0	0
64	3	0	0	0	1	0	0	2	0	0	0	0	0	0	0	0	0	0	0	0	0	0	0	0	0	0
65	0	0	0	0	0	0	0	0	0	0	0	0	0	0	0	0	0	0	0	0	0	0	0	0	0	0
66	1	0	0	0	0	0	1	0	0	0	0	0	0	0	0	0	0	0	0	0	0	0	0	0	0	0
67	0	0	0	0	0	0	0	0	0	0	0	0	0	0	0	0	0	0	0	0	0	0	0	0	0	0
68	0	0	0	0	0	0	0	0	0	0	0	0	0	0	0	0	0	0	0	0	0	0	0	0	0	0
69	0	0	0	0	0	0	0	0	0	0	0	0	0	0	0	0	0	0	0	0	0	0	0	0	0	0
70+	0	0	0	0	0	0	0	0	0	0	0	0	0	0	0	0	0	0	0	0	0	0	0	0	0	0
UNK	1	0	0	0	0	0	0	0	0	0	0	0	0	0	0	0	1	0	0	0	0	0	0	0	0	0
TOT	11,048	0	2	14	11	15	715	1,135	1,131	84	0	0	0	0	0	0	661	1,084	4,549	1,500	129	14	3	0	1	0
AVG	43.4	0.0	57.5	57.0	55.6	52.4	50.2	45.8	43.6	43.1	0.0	0.0	0.0	0.0	0.0	0.0	48.4	44.4	42.0	39.5	40.2	41.7	41.0	0.0	39.0	0

OFFICERS: AVE/ 46.1

ENLISTED: AVE/ 42.4

Excluding members who retired during the fiscal year and died before the end of the year.









Number of Military Retirees Retired During FY2015 and Receiving Retired Pay by Rank and Age at Retirement

Table with columns: RETIRED AGE, DOD TOTAL, NON DISABILITY EXCLUDING RESERVE RETIRED. Rows include age groups from 17 to 70+ and UNK, and summary rows for TOT and AVG.

OFFICERS: AVE/ 46.5

ENLISTED: AVE/ 42.9

Excluding members who retired during the fiscal year and died before the end of the year.



## Number of Military Retirees Retired During FY2015 and Receiving Retired Pay by Rank and Years of Service

YOS	ARMY											ALL RETIREES EXCLUDING RESERVE RETIRED														
	TOTAL	UNK	O-10	O-9	O-8	O-7	O-6	O-5	O-4	O-3	O-2	O-1	W-5	W-4	W-3	W-2	W-1	E-9	E-8	E-7	E-6	E-5	E-4	E-3	E-2	E-1
0	70	0	0	0	0	0	0	0	0	1	0	0	0	0	0	0	0	0	0	0	1	0	18	14	29	7
1	111	0	0	0	0	0	0	0	0	0	3	3	0	0	0	0	0	0	0	0	2	11	44	40	4	4
2	230	1	0	0	0	0	0	0	2	10	11	2	0	0	0	0	0	0	0	2	3	40	140	18	0	1
3	267	0	0	0	0	0	0	2	1	9	14	2	0	0	0	0	0	0	1	16	61	146	12	2	0	
4	308	0	0	0	0	0	0	1	3	23	11	1	0	1	3	0	0	0	3	33	95	129	2	1	1	
5	373	0	0	0	0	0	0	5	8	31	11	1	0	0	4	2	0	4	9	81	132	80	3	1	0	
6	326	0	0	0	0	0	1	3	5	38	2	1	0	0	2	5	0	9	14	64	118	62	0	1	1	
7	329	0	0	0	0	0	2	6	13	27	5	0	0	0	1	2	1	3	10	24	84	112	33	4	0	2
8	378	0	0	0	0	0	2	9	7	28	2	0	0	3	2	4	0	5	14	43	116	112	28	3	0	0
9	374	0	0	0	0	0	2	6	17	29	4	0	1	2	3	3	1	8	15	34	134	90	24	1	0	0
10	324	0	0	0	0	0	1	5	11	22	1	0	0	1	2	5	0	10	23	39	136	56	12	0	0	0
11	345	0	0	0	0	0	1	11	19	17	1	0	0	1	3	5	0	5	26	63	110	74	9	0	0	0
12	305	0	0	0	0	0	7	9	28	18	2	0	0	0	4	2	2	5	13	57	99	54	5	0	0	0
13	255	0	0	0	0	0	6	7	18	20	1	0	0	1	4	3	0	7	13	48	88	36	3	0	0	0
14	222	0	0	0	0	0	4	5	17	16	1	1	0	1	0	9	0	3	11	57	60	32	5	0	0	0
15	368	0	0	0	0	0	2	5	96	36	0	0	1	3	6	23	0	3	12	61	94	26	0	0	0	0
16	323	0	0	0	0	0	1	6	72	33	1	0	0	3	7	24	0	3	20	72	66	15	0	0	0	0
17	372	0	0	0	0	0	0	7	152	31	1	0	0	0	4	19	0	5	10	83	54	6	0	0	0	0
18	162	0	0	0	0	0	3	5	24	15	1	0	1	0	4	3	0	5	11	50	35	5	0	0	0	0
19	90	0	0	0	0	0	0	3	12	10	0	0	0	2	7	2	0	1	6	27	17	2	1	0	0	0
20	5,006	0	0	0	0	0	60	358	373	102	5	0	9	94	168	94	0	58	574	1,679	1,112	292	26	1	0	1
21	1,518	0	0	0	0	1	33	155	119	58	2	0	3	41	57	19	0	32	227	543	221	5	1	0	0	1
22	1,266	0	0	0	0	1	35	155	71	44	0	0	2	46	36	6	0	23	211	459	172	5	0	0	0	0
23	1,078	0	0	0	0	0	25	136	60	35	1	0	4	43	19	1	1	31	201	299	221	0	0	0	1	0
24	889	0	0	0	0	1	49	145	44	28	1	0	11	48	20	2	0	42	189	294	14	0	1	0	0	0
25	799	0	0	1	1	1	79	119	31	19	0	0	9	40	7	5	0	57	194	231	4	1	0	0	0	0
26	864	0	0	0	0	0	83	83	31	7	0	0	10	46	6	1	0	62	160	375	0	0	0	0	0	0
27	427	0	0	0	0	1	107	56	16	6	0	0	11	39	4	0	0	58	120	8	1	0	0	0	0	0
28	348	0	0	0	0	0	86	56	8	2	0	0	8	29	0	0	0	62	94	3	0	0	0	0	0	0
29	338	0	0	0	1	2	86	18	1	0	0	0	15	16	0	0	0	59	140	0	0	0	0	0	0	0
30	315	0	0	0	0	1	152	15	2	1	0	0	14	11	0	0	0	108	10	1	0	0	0	0	0	0
31	145	0	0	0	1	4	20	10	1	0	0	0	15	3	0	0	0	91	0	0	0	0	0	0	0	0
32	153	0	0	0	0	2	14	3	0	2	0	0	10	3	0	0	0	117	2	0	0	0	0	0	0	0
33	34	0	0	1	0	4	11	2	0	0	0	0	5	1	0	0	0	10	0	0	0	0	0	0	0	0
34	26	0	0	2	2	3	10	0	0	0	0	0	3	0	0	0	0	6	0	0	0	0	0	0	0	0
35	17	0	0	2	4	0	4	0	0	0	0	0	3	0	0	0	0	4	0	0	0	0	0	0	0	0
36	9	0	1	3	1	0	2	0	0	0	0	0	2	0	0	0	0	0	0	0	0	0	0	0	0	0
37	11	0	0	3	2	0	2	1	0	0	0	0	2	0	0	0	0	1	0	0	0	0	0	0	0	0
38	4	0	0	1	0	0	1	0	0	0	0	0	2	0	0	0	0	0	0	0	0	0	0	0	0	0
39	3	0	1	2	0	0	0	0	0	0	0	0	0	0	0	0	0	0	0	0	0	0	0	0	0	0
40	2	0	0	0	0	0	0	0	0	0	0	0	2	0	0	0	0	0	0	0	0	0	0	0	0	0
41	1	0	0	0	0	0	0	0	0	0	0	0	1	0	0	0	0	0	0	0	0	0	0	0	0	0
42	2	0	0	0	0	0	0	0	0	0	0	0	2	0	0	0	0	0	0	0	0	0	0	0	0	0
43+	0	0	0	0	0	0	0	0	0	0	0	0	0	0	0	0	0	0	0	0	0	0	0	0	0	0
UNK	30	0	0	0	0	0	5	3	13	8	0	0	0	0	0	0	0	0	0	0	1	0	0	0	0	0
<b>TOT</b>	<b>18,817</b>	<b>1</b>	<b>2</b>	<b>15</b>	<b>12</b>	<b>21</b>	<b>898</b>	<b>1,409</b>	<b>1,275</b>	<b>726</b>	<b>81</b>	<b>11</b>	<b>146</b>	<b>478</b>	<b>368</b>	<b>244</b>	<b>7</b>	<b>884</b>	<b>2,319</b>	<b>4,579</b>	<b>3,039</b>	<b>1,380</b>	<b>767</b>	<b>98</b>	<b>39</b>	<b>18</b>
<b>AVG</b>	<b>19.5</b>	<b>2.5</b>	<b>38.0</b>	<b>35.9</b>	<b>34.1</b>	<b>30.5</b>	<b>26.7</b>	<b>22.7</b>	<b>19.3</b>	<b>15.9</b>	<b>7.6</b>	<b>4.3</b>	<b>28.8</b>	<b>23.9</b>	<b>20.6</b>	<b>17.7</b>	<b>10.9</b>	<b>27.0</b>	<b>22.8</b>	<b>21.0</b>	<b>17.0</b>	<b>10.9</b>	<b>5.3</b>	<b>2.7</b>	<b>1.7</b>	<b>4.4</b>

OFFICERS: AVE/ 21.4

ENLISTED: AVE/ 18.6

Excluding members who retired during the fiscal year and died before the end of the year.



## Number of Military Retirees Retired During FY2015 and Receiving Retired Pay by Rank and Years of Service

YOS	ARMY							NON DISABILITY RETIREES EXCLUDING RESERVE RETIRED																		
	TOTAL	UNK	O-10	O-9	O-8	O-7	O-6	O-5	O-4	O-3	O-2	O-1	W-5	W-4	W-3	W-2	W-1	E-9	E-8	E-7	E-6	E-5	E-4	E-3	E-2	E-1
0	0	0	0	0	0	0	0	0	0	0	0	0	0	0	0	0	0	0	0	0	0	0	0	0	0	0
1	0	0	0	0	0	0	0	0	0	0	0	0	0	0	0	0	0	0	0	0	0	0	0	0	0	0
2	0	0	0	0	0	0	0	0	0	0	0	0	0	0	0	0	0	0	0	0	0	0	0	0	0	0
3	0	0	0	0	0	0	0	0	0	0	0	0	0	0	0	0	0	0	0	0	0	0	0	0	0	0
4	0	0	0	0	0	0	0	0	0	0	0	0	0	0	0	0	0	0	0	0	0	0	0	0	0	0
5	0	0	0	0	0	0	0	0	0	0	0	0	0	0	0	0	0	0	0	0	0	0	0	0	0	0
6	0	0	0	0	0	0	0	0	0	0	0	0	0	0	0	0	0	0	0	0	0	0	0	0	0	0
7	0	0	0	0	0	0	0	0	0	0	0	0	0	0	0	0	0	0	0	0	0	0	0	0	0	0
8	0	0	0	0	0	0	0	0	0	0	0	0	0	0	0	0	0	0	0	0	0	0	0	0	0	0
9	0	0	0	0	0	0	0	0	0	0	0	0	0	0	0	0	0	0	0	0	0	0	0	0	0	0
10	0	0	0	0	0	0	0	0	0	0	0	0	0	0	0	0	0	0	0	0	0	0	0	0	0	0
11	0	0	0	0	0	0	0	0	0	0	0	0	0	0	0	0	0	0	0	0	0	0	0	0	0	0
12	0	0	0	0	0	0	0	0	0	0	0	0	0	0	0	0	0	0	0	0	0	0	0	0	0	0
13	0	0	0	0	0	0	0	0	0	0	0	0	0	0	0	0	0	0	0	0	0	0	0	0	0	0
14	0	0	0	0	0	0	0	0	0	0	0	0	0	0	0	0	0	0	0	0	0	0	0	0	0	0
15	175	0	0	0	0	0	1	0	79	27	0	0	0	3	17	0	0	2	18	28	0	0	0	0	0	0
16	166	0	0	0	0	0	0	2	60	26	1	0	1	4	17	0	0	2	32	20	1	0	0	0	0	0
17	247	0	0	0	0	0	0	1	141	24	0	0	0	3	16	0	2	3	36	21	0	0	0	0	0	0
18	39	0	0	0	0	0	0	2	17	9	0	0	0	0	2	0	0	1	7	1	0	0	0	0	0	0
19	31	0	0	0	0	0	0	0	9	9	0	0	0	2	1	0	0	0	7	2	0	1	0	0	0	0
20	4,539	0	0	0	0	0	58	343	358	87	3	0	9	92	151	87	0	51	502	1,480	1,009	282	25	1	0	1
21	1,316	0	0	0	0	1	33	150	111	52	2	0	3	38	48	14	0	28	195	453	182	4	1	0	0	1
22	1,071	0	0	0	0	1	32	146	62	37	0	0	2	41	27	5	0	21	186	364	142	5	0	0	0	0
23	968	0	0	0	0	0	23	133	50	33	0	0	4	40	18	1	0	25	177	254	209	0	0	0	1	0
24	765	0	0	0	0	1	47	136	39	20	0	0	11	42	14	2	0	34	156	253	10	0	0	0	0	0
25	707	0	0	1	1	1	73	115	26	16	0	0	9	38	5	5	0	51	162	201	2	1	0	0	0	0
26	811	0	0	0	0	0	82	79	28	4	0	0	9	44	6	1	0	50	140	368	0	0	0	0	0	0
27	395	0	0	0	0	1	104	54	15	6	0	0	10	37	4	0	0	50	109	5	0	0	0	0	0	0
28	329	0	0	0	0	0	85	54	7	2	0	0	8	28	0	0	0	56	88	1	0	0	0	0	0	0
29	322	0	0	0	1	2	86	17	1	0	0	0	11	16	0	0	0	52	136	0	0	0	0	0	0	0
30	307	0	0	0	0	1	151	15	2	1	0	0	12	11	0	0	0	104	9	1	0	0	0	0	0	0
31	136	0	0	0	1	4	19	10	1	0	0	0	15	3	0	0	0	83	0	0	0	0	0	0	0	0
32	150	0	0	0	0	2	13	2	0	2	0	0	10	3	0	0	0	116	2	0	0	0	0	0	0	0
33	31	0	0	1	0	4	10	2	0	0	0	0	3	1	0	0	0	10	0	0	0	0	0	0	0	0
34	26	0	0	2	2	3	10	0	0	0	0	0	3	0	0	0	0	6	0	0	0	0	0	0	0	0
35	17	0	0	2	4	0	4	0	0	0	0	0	3	0	0	0	0	4	0	0	0	0	0	0	0	0
36	9	0	1	3	1	0	2	0	0	0	0	0	2	0	0	0	0	0	0	0	0	0	0	0	0	0
37	11	0	0	3	2	0	2	1	0	0	0	0	2	0	0	0	0	1	0	0	0	0	0	0	0	0
38	4	0	0	1	0	0	1	0	0	0	0	0	2	0	0	0	0	0	0	0	0	0	0	0	0	0
39	3	0	1	2	0	0	0	0	0	0	0	0	0	0	0	0	0	0	0	0	0	0	0	0	0	0
40	2	0	0	0	0	0	0	0	0	0	0	0	2	0	0	0	0	0	0	0	0	0	0	0	0	0
41	1	0	0	0	0	0	0	0	0	0	0	0	1	0	0	0	0	0	0	0	0	0	0	0	0	0
42	2	0	0	0	0	0	0	0	0	0	0	0	2	0	0	0	0	0	0	0	0	0	0	0	0	0
43+	0	0	0	0	0	0	0	0	0	0	0	0	0	0	0	0	0	0	0	0	0	0	0	0	0	0
UNK	30	0	0	0	0	0	5	3	13	8	0	0	0	0	0	0	0	0	0	0	1	0	0	0	0	0
<b>TOT</b>	<b>12,610</b>	<b>0</b>	<b>2</b>	<b>15</b>	<b>12</b>	<b>21</b>	<b>841</b>	<b>1,265</b>	<b>1,019</b>	<b>363</b>	<b>6</b>	<b>0</b>	<b>133</b>	<b>435</b>	<b>285</b>	<b>168</b>	<b>0</b>	<b>744</b>	<b>1,870</b>	<b>3,480</b>	<b>1,627</b>	<b>293</b>	<b>27</b>	<b>1</b>	<b>1</b>	<b>2</b>
<b>AVG</b>	<b>23.0</b>	<b>0.0</b>	<b>38.0</b>	<b>35.9</b>	<b>34.1</b>	<b>30.5</b>	<b>27.3</b>	<b>23.4</b>	<b>20.4</b>	<b>21.0</b>	<b>20.2</b>	<b>0.0</b>	<b>29.0</b>	<b>24.4</b>	<b>21.4</b>	<b>19.7</b>	<b>0.0</b>	<b>28.2</b>	<b>23.8</b>	<b>22.2</b>	<b>21.0</b>	<b>20.6</b>	<b>20.5</b>	<b>20.5</b>	<b>23.5</b>	<b>21.0</b>

OFFICERS: AVE/ 23.4

ENLISTED: AVE/ 22.8

Excluding members who retired during the fiscal year and died before the end of the year.

## Number of Military Retirees Retired During FY2015 and Receiving Retired Pay by Rank and Years of Service

YOS	ARMY											DISABILITY ONLY														
	TOTAL	UNK	O-10	O-9	O-8	O-7	O-6	O-5	O-4	O-3	O-2	O-1	W-5	W-4	W-3	W-2	W-1	E-9	E-8	E-7	E-6	E-5	E-4	E-3	E-2	E-1
0	70	0	0	0	0	0	0	0	0	1	0	0	0	0	0	0	0	0	0	0	1	0	18	14	29	7
1	111	0	0	0	0	0	0	0	0	0	3	3	0	0	0	0	0	0	0	0	2	11	44	40	4	4
2	230	1	0	0	0	0	0	0	2	10	11	2	0	0	0	0	0	0	0	2	3	40	140	18	0	1
3	267	0	0	0	0	0	2	1	1	9	14	2	0	0	0	0	0	0	0	1	16	61	146	12	2	0
4	308	0	0	0	0	0	0	1	3	23	11	1	0	1	1	3	0	0	0	3	33	95	129	2	1	1
5	373	0	0	0	0	0	0	5	8	31	11	1	0	0	1	4	2	0	4	9	81	132	80	3	1	0
6	326	0	0	0	0	0	1	3	5	38	2	1	0	0	2	5	0	0	9	14	64	118	62	0	1	1
7	329	0	0	0	0	0	2	6	13	27	5	0	0	0	1	2	1	3	10	24	84	112	33	4	0	2
8	378	0	0	0	0	0	2	9	7	28	2	0	0	3	2	4	0	5	14	43	116	112	28	3	0	0
9	374	0	0	0	0	0	2	6	17	29	4	0	1	2	3	3	1	8	15	34	134	90	24	1	0	0
10	324	0	0	0	0	0	1	5	11	22	1	0	0	1	2	5	0	10	23	39	136	56	12	0	0	0
11	345	0	0	0	0	0	1	11	19	17	1	0	0	1	3	5	0	5	26	63	110	74	9	0	0	0
12	305	0	0	0	0	0	7	9	28	18	2	0	0	0	4	2	2	5	13	57	99	54	5	0	0	0
13	255	0	0	0	0	0	6	7	18	20	1	0	0	1	4	3	0	7	13	48	88	36	3	0	0	0
14	222	0	0	0	0	0	4	5	17	16	1	1	0	1	0	9	0	3	11	57	60	32	5	0	0	0
15	193	0	0	0	0	0	1	5	17	9	0	0	1	3	3	6	0	3	10	43	66	26	0	0	0	0
16	157	0	0	0	0	0	1	4	12	7	0	0	0	2	3	7	0	3	18	40	46	14	0	0	0	0
17	125	0	0	0	0	0	0	6	11	7	1	0	0	0	1	3	0	3	7	47	33	6	0	0	0	0
18	123	0	0	0	0	0	3	3	7	6	1	0	1	0	4	1	0	5	10	43	34	5	0	0	0	0
19	59	0	0	0	0	0	0	3	3	1	0	0	0	2	5	1	0	1	6	20	15	2	0	0	0	0
20	467	0	0	0	0	0	2	15	15	15	2	0	0	2	17	7	0	7	72	199	103	10	1	0	0	0
21	202	0	0	0	0	0	0	5	8	6	0	0	0	3	9	5	0	4	32	90	39	1	0	0	0	0
22	195	0	0	0	0	0	3	9	9	7	0	0	0	5	9	1	0	2	25	95	30	0	0	0	0	0
23	110	0	0	0	0	0	2	3	10	2	1	0	0	3	1	0	1	6	24	45	12	0	0	0	0	0
24	124	0	0	0	0	0	2	9	5	8	1	0	0	6	6	0	0	8	33	41	4	0	1	0	0	0
25	92	0	0	0	0	0	6	4	5	3	0	0	0	2	2	0	0	6	32	30	2	0	0	0	0	0
26	53	0	0	0	0	0	1	4	3	3	0	0	1	2	0	0	0	12	20	7	0	0	0	0	0	0
27	32	0	0	0	0	0	3	2	1	0	0	0	1	2	0	0	0	8	11	3	1	0	0	0	0	0
28	19	0	0	0	0	0	1	2	1	0	0	0	0	1	0	0	0	6	6	2	0	0	0	0	0	0
29	16	0	0	0	0	0	0	1	0	0	0	0	4	0	0	0	0	7	4	0	0	0	0	0	0	0
30	8	0	0	0	0	0	1	0	0	0	0	0	2	0	0	0	0	4	1	0	0	0	0	0	0	0
31	9	0	0	0	0	0	1	0	0	0	0	0	0	0	0	0	0	8	0	0	0	0	0	0	0	0
32	3	0	0	0	0	0	1	1	0	0	0	0	0	0	0	0	0	1	0	0	0	0	0	0	0	0
33	3	0	0	0	0	0	1	0	0	0	0	0	2	0	0	0	0	0	0	0	0	0	0	0	0	0
34	0	0	0	0	0	0	0	0	0	0	0	0	0	0	0	0	0	0	0	0	0	0	0	0	0	0
35	0	0	0	0	0	0	0	0	0	0	0	0	0	0	0	0	0	0	0	0	0	0	0	0	0	0
36	0	0	0	0	0	0	0	0	0	0	0	0	0	0	0	0	0	0	0	0	0	0	0	0	0	0
37	0	0	0	0	0	0	0	0	0	0	0	0	0	0	0	0	0	0	0	0	0	0	0	0	0	0
38	0	0	0	0	0	0	0	0	0	0	0	0	0	0	0	0	0	0	0	0	0	0	0	0	0	0
39	0	0	0	0	0	0	0	0	0	0	0	0	0	0	0	0	0	0	0	0	0	0	0	0	0	0
40	0	0	0	0	0	0	0	0	0	0	0	0	0	0	0	0	0	0	0	0	0	0	0	0	0	0
41	0	0	0	0	0	0	0	0	0	0	0	0	0	0	0	0	0	0	0	0	0	0	0	0	0	0
42	0	0	0	0	0	0	0	0	0	0	0	0	0	0	0	0	0	0	0	0	0	0	0	0	0	0
43+	0	0	0	0	0	0	0	0	0	0	0	0	0	0	0	0	0	0	0	0	0	0	0	0	0	0
UNK	0	0	0	0	0	0	0	0	0	0	0	0	0	0	0	0	0	0	0	0	0	0	0	0	0	0
<b>TOT</b>	<b>6,207</b>	<b>1</b>	<b>0</b>	<b>0</b>	<b>0</b>	<b>0</b>	<b>57</b>	<b>144</b>	<b>256</b>	<b>363</b>	<b>75</b>	<b>11</b>	<b>13</b>	<b>43</b>	<b>83</b>	<b>76</b>	<b>7</b>	<b>140</b>	<b>449</b>	<b>1,099</b>	<b>1,412</b>	<b>1,087</b>	<b>740</b>	<b>97</b>	<b>38</b>	<b>16</b>
<b>AVG</b>	<b>12.2</b>	<b>2.5</b>	<b>0.0</b>	<b>0.0</b>	<b>0.0</b>	<b>0.0</b>	<b>18.0</b>	<b>16.3</b>	<b>14.6</b>	<b>10.9</b>	<b>6.6</b>	<b>4.3</b>	<b>26.4</b>	<b>19.5</b>	<b>17.9</b>	<b>13.5</b>	<b>10.9</b>	<b>20.4</b>	<b>18.7</b>	<b>17.3</b>	<b>12.3</b>	<b>8.3</b>	<b>4.8</b>	<b>2.5</b>	<b>1.2</b>	<b>2.4</b>

OFFICERS: AVE/ 13.6

ENLISTED: AVE/ 11.9

Excluding members who retired during the fiscal year and died before the end of the year.

## Number of Military Retirees Retired During FY2015 and Receiving Retired Pay by Rank and Years of Service

YOS	NAVY										ALL RETIREES EXCLUDING RESERVE RETIRED															
	TOTAL	UNK	O-10	O-9	O-8	O-7	O-6	O-5	O-4	O-3	O-2	O-1	W-5	W-4	W-3	W-2	W-1	E-9	E-8	E-7	E-6	E-5	E-4	E-3	E-2	E-1
0	2	0	0	0	0	0	0	0	0	0	0	0	0	0	0	0	0	0	0	0	0	0	0	2	0	0
1	30	0	0	0	0	0	0	0	0	0	0	5	0	0	0	0	0	0	0	0	0	1	4	20	0	0
2	40	0	0	0	0	0	0	0	0	0	4	0	0	0	0	0	0	0	0	0	1	17	17	0	0	
3	43	0	0	0	0	0	0	0	0	1	6	1	0	0	0	0	0	0	0	0	0	11	17	7	0	0
4	36	0	0	0	0	0	0	0	4	0	0	0	0	0	0	0	0	0	0	0	13	15	3	1	0	
5	44	0	0	0	0	0	0	0	7	0	0	0	0	0	0	0	0	0	0	0	22	13	2	0	0	
6	31	0	0	0	0	0	0	0	5	1	0	0	0	0	0	0	0	0	0	2	16	6	1	0	0	
7	29	1	0	0	0	0	0	0	3	1	0	0	0	0	0	0	0	0	1	5	11	7	0	0	0	
8	30	0	0	0	0	0	0	0	0	9	0	0	0	0	0	0	0	0	0	6	14	1	0	0	0	
9	23	0	0	0	0	0	0	0	2	1	0	0	0	0	0	0	0	1	3	9	7	0	0	0	0	
10	21	0	0	0	0	0	0	0	2	0	0	0	0	0	0	0	0	0	1	9	9	0	0	0	0	
11	28	0	0	0	0	0	0	0	2	0	0	0	0	0	0	0	0	0	0	16	10	0	0	0	0	
12	20	0	0	0	0	0	0	0	1	2	0	0	0	0	0	0	0	0	4	9	4	0	0	0	0	
13	27	0	0	0	0	0	0	0	2	2	0	0	0	0	0	0	0	1	3	11	8	0	0	0	0	
14	25	0	0	0	0	0	0	0	2	2	0	0	0	0	0	0	1	2	2	10	6	0	0	0	0	
15	6	0	0	0	0	0	0	0	0	0	0	0	0	0	0	0	0	0	1	4	1	0	0	0	0	
16	14	0	0	0	0	0	0	0	0	2	1	0	0	0	0	0	0	0	1	9	1	0	0	0	0	
17	4	0	0	0	0	0	0	0	1	1	0	0	0	0	0	0	0	0	1	1	0	0	0	0	0	
18	9	0	0	0	0	0	1	1	0	1	0	0	0	0	0	0	0	0	1	5	0	0	0	0	0	
19	2	0	0	0	0	0	0	1	1	0	0	0	0	0	0	0	0	0	0	0	0	0	0	0	0	
20	3,185	0	0	0	0	0	11	122	245	43	0	0	0	3	4	0	11	116	564	1,823	239	4	0	0	0	
21	453	0	0	0	0	0	13	83	34	21	0	0	0	1	0	0	3	63	208	20	4	1	1	0	1	
22	444	0	0	0	0	0	18	88	26	20	0	0	0	1	0	0	5	80	202	3	0	0	0	0	1	
23	371	0	0	0	0	0	15	59	32	22	0	0	1	5	1	0	5	79	149	3	0	0	0	0	0	
24	655	0	0	0	0	0	17	44	23	12	0	0	1	7	1	0	12	82	454	2	0	0	0	0	0	
25	241	0	0	0	0	0	42	41	31	16	0	0	0	5	0	0	18	71	17	0	0	0	0	0	0	
26	500	0	0	0	0	0	48	32	34	14	0	0	6	4	1	0	15	341	5	0	0	0	0	0	0	
27	155	0	0	0	0	0	47	20	36	7	0	0	6	6	2	0	17	14	0	0	0	0	0	0	0	
28	148	0	0	0	0	0	45	29	31	5	0	0	6	3	0	0	26	2	1	0	0	0	0	0	0	
29	109	0	0	1	0	1	46	10	22	0	0	0	5	4	0	0	19	1	0	0	0	0	0	0	0	
30	517	0	0	0	1	1	149	12	70	4	0	0	63	8	0	0	208	1	0	0	0	0	0	0	0	
31	34	0	0	0	0	3	11	7	6	0	0	3	0	0	0	0	4	0	0	0	0	0	0	0	0	
32	31	0	0	1	1	4	4	6	4	1	0	0	3	0	0	0	7	0	0	0	0	0	0	0	0	
33	26	0	0	1	1	2	6	9	2	0	0	0	5	0	0	0	0	0	0	0	0	0	0	0	0	
34	23	0	0	0	4	0	5	13	1	0	0	0	0	0	0	0	0	0	0	0	0	0	0	0	0	
35	16	0	0	3	1	0	2	10	0	0	0	0	0	0	0	0	0	0	0	0	0	0	0	0	0	
36	8	0	0	1	1	0	6	0	0	0	0	0	0	0	0	0	0	0	0	0	0	0	0	0	0	
37	6	0	1	1	1	0	3	0	0	0	0	0	0	0	0	0	0	0	0	0	0	0	0	0	0	
38	7	0	0	0	0	0	7	0	0	0	0	0	0	0	0	0	0	0	0	0	0	0	0	0	0	
39	4	0	1	0	0	0	3	0	0	0	0	0	0	0	0	0	0	0	0	0	0	0	0	0	0	
40	0	0	0	0	0	0	0	0	0	0	0	0	0	0	0	0	0	0	0	0	0	0	0	0	0	
41	2	0	0	1	0	0	1	0	0	0	0	0	0	0	0	0	0	0	0	0	0	0	0	0	0	
42	0	0	0	0	0	0	0	0	0	0	0	0	0	0	0	0	0	0	0	0	0	0	0	0	0	
43+	0	0	0	0	0	0	0	0	0	0	0	0	0	0	0	0	0	0	0	0	0	0	0	0	0	
UNK	3	0	0	0	0	0	1	2	0	0	0	0	0	0	0	0	0	0	0	0	0	0	0	0	0	
<b>TOT</b>	<b>7,402</b>	<b>1</b>	<b>2</b>	<b>9</b>	<b>10</b>	<b>11</b>	<b>501</b>	<b>589</b>	<b>606</b>	<b>208</b>	<b>14</b>	<b>6</b>	<b>11</b>	<b>88</b>	<b>47</b>	<b>9</b>	<b>0</b>	<b>351</b>	<b>854</b>	<b>1,618</b>	<b>1,948</b>	<b>378</b>	<b>85</b>	<b>53</b>	<b>1</b>	<b>2</b>
<b>AVG</b>	<b>22.4</b>	<b>7.5</b>	<b>38.5</b>	<b>35.3</b>	<b>34.4</b>	<b>32.0</b>	<b>28.4</b>	<b>24.2</b>	<b>24.0</b>	<b>20.4</b>	<b>5.1</b>	<b>1.8</b>	<b>32.7</b>	<b>29.7</b>	<b>26.4</b>	<b>23.5</b>	<b>0.0</b>	<b>28.9</b>	<b>24.4</b>	<b>22.3</b>	<b>20.1</b>	<b>16.0</b>	<b>5.3</b>	<b>2.8</b>	<b>4.5</b>	<b>22.0</b>

OFFICERS: AVE/ 25.1

ENLISTED: AVE/ 21.3

Excluding members who retired during the fiscal year and died before the end of the year.

## Number of Military Retirees Retired During FY2015 and Receiving Retired Pay by Rank and Years of Service

YOS	NAVY							NON DISABILITY RETIREES EXCLUDING RESERVE RETIRED																		
	TOTAL	UNK	O-10	O-9	O-8	O-7	O-6	O-5	O-4	O-3	O-2	O-1	W-5	W-4	W-3	W-2	W-1	E-9	E-8	E-7	E-6	E-5	E-4	E-3	E-2	E-1
0	0	0	0	0	0	0	0	0	0	0	0	0	0	0	0	0	0	0	0	0	0	0	0	0	0	0
1	0	0	0	0	0	0	0	0	0	0	0	0	0	0	0	0	0	0	0	0	0	0	0	0	0	0
2	0	0	0	0	0	0	0	0	0	0	0	0	0	0	0	0	0	0	0	0	0	0	0	0	0	0
3	0	0	0	0	0	0	0	0	0	0	0	0	0	0	0	0	0	0	0	0	0	0	0	0	0	0
4	0	0	0	0	0	0	0	0	0	0	0	0	0	0	0	0	0	0	0	0	0	0	0	0	0	0
5	0	0	0	0	0	0	0	0	0	0	0	0	0	0	0	0	0	0	0	0	0	0	0	0	0	0
6	0	0	0	0	0	0	0	0	0	0	0	0	0	0	0	0	0	0	0	0	0	0	0	0	0	0
7	0	0	0	0	0	0	0	0	0	0	0	0	0	0	0	0	0	0	0	0	0	0	0	0	0	0
8	0	0	0	0	0	0	0	0	0	0	0	0	0	0	0	0	0	0	0	0	0	0	0	0	0	0
9	0	0	0	0	0	0	0	0	0	0	0	0	0	0	0	0	0	0	0	0	0	0	0	0	0	0
10	0	0	0	0	0	0	0	0	0	0	0	0	0	0	0	0	0	0	0	0	0	0	0	0	0	0
11	0	0	0	0	0	0	0	0	0	0	0	0	0	0	0	0	0	0	0	0	0	0	0	0	0	0
12	0	0	0	0	0	0	0	0	0	0	0	0	0	0	0	0	0	0	0	0	0	0	0	0	0	0
13	0	0	0	0	0	0	0	0	0	0	0	0	0	0	0	0	0	0	0	0	0	0	0	0	0	0
14	0	0	0	0	0	0	0	0	0	0	0	0	0	0	0	0	0	0	0	0	0	0	0	0	0	0
15	0	0	0	0	0	0	0	0	0	0	0	0	0	0	0	0	0	0	0	0	0	0	0	0	0	0
16	0	0	0	0	0	0	0	0	0	0	0	0	0	0	0	0	0	0	0	0	0	0	0	0	0	0
17	0	0	0	0	0	0	0	0	0	0	0	0	0	0	0	0	0	0	0	0	0	0	0	0	0	0
18	2	0	0	0	0	0	1	1	0	0	0	0	0	0	0	0	0	0	0	0	0	0	0	0	0	0
19	1	0	0	0	0	0	0	1	0	0	0	0	0	0	0	0	0	0	0	0	0	0	0	0	0	0
20	3,138	0	0	0	0	0	11	120	243	41	0	0	0	3	4	0	11	111	550	1,804	236	4	0	0	0	0
21	437	0	0	0	0	0	13	82	33	17	0	0	0	1	0	0	3	60	201	20	4	1	1	0	1	1
22	428	0	0	0	0	0	16	87	25	18	0	0	0	1	0	0	4	77	196	3	0	0	0	0	1	1
23	366	0	0	0	0	0	15	58	32	22	0	0	1	5	1	0	5	77	147	3	0	0	0	0	0	0
24	650	0	0	0	0	0	17	43	23	12	0	0	1	7	1	0	12	80	452	2	0	0	0	0	0	0
25	237	0	0	0	0	0	42	41	30	16	0	0	0	5	0	0	18	69	16	0	0	0	0	0	0	0
26	493	0	0	0	0	0	48	31	31	13	0	0	6	4	1	0	15	339	5	0	0	0	0	0	0	0
27	155	0	0	0	0	0	47	20	36	7	0	0	6	6	2	0	17	14	0	0	0	0	0	0	0	0
28	146	0	0	0	0	0	45	29	30	5	0	0	5	3	0	0	26	2	1	0	0	0	0	0	0	0
29	108	0	0	1	0	1	45	10	22	0	0	0	5	4	0	0	19	1	0	0	0	0	0	0	0	0
30	517	0	0	0	1	1	149	12	70	4	0	0	63	8	0	0	208	1	0	0	0	0	0	0	0	0
31	34	0	0	0	0	3	11	7	6	0	0	3	0	0	0	0	4	0	0	0	0	0	0	0	0	0
32	30	0	0	1	1	4	3	6	4	1	0	0	3	0	0	0	7	0	0	0	0	0	0	0	0	0
33	26	0	0	1	1	2	6	9	2	0	0	0	5	0	0	0	0	0	0	0	0	0	0	0	0	0
34	22	0	0	0	4	0	5	12	1	0	0	0	0	0	0	0	0	0	0	0	0	0	0	0	0	0
35	16	0	0	3	1	0	2	10	0	0	0	0	0	0	0	0	0	0	0	0	0	0	0	0	0	0
36	8	0	0	1	1	0	6	0	0	0	0	0	0	0	0	0	0	0	0	0	0	0	0	0	0	0
37	6	0	1	1	1	0	3	0	0	0	0	0	0	0	0	0	0	0	0	0	0	0	0	0	0	0
38	7	0	0	0	0	0	7	0	0	0	0	0	0	0	0	0	0	0	0	0	0	0	0	0	0	0
39	4	0	1	0	0	0	3	0	0	0	0	0	0	0	0	0	0	0	0	0	0	0	0	0	0	0
40	0	0	0	0	0	0	0	0	0	0	0	0	0	0	0	0	0	0	0	0	0	0	0	0	0	0
41	2	0	0	1	0	0	1	0	0	0	0	0	0	0	0	0	0	0	0	0	0	0	0	0	0	0
42	0	0	0	0	0	0	0	0	0	0	0	0	0	0	0	0	0	0	0	0	0	0	0	0	0	0
43+	0	0	0	0	0	0	0	0	0	0	0	0	0	0	0	0	0	0	0	0	0	0	0	0	0	0
UNK	3	0	0	0	0	0	1	2	0	0	0	0	0	0	0	0	0	0	0	0	0	0	0	0	0	0
<b>TOT</b>	<b>6,836</b>	<b>0</b>	<b>2</b>	<b>9</b>	<b>10</b>	<b>11</b>	<b>497</b>	<b>581</b>	<b>588</b>	<b>156</b>	<b>0</b>	<b>0</b>	<b>11</b>	<b>87</b>	<b>47</b>	<b>9</b>	<b>0</b>	<b>349</b>	<b>831</b>	<b>1,568</b>	<b>1,832</b>	<b>240</b>	<b>5</b>	<b>1</b>	<b>0</b>	<b>2</b>
<b>AVG</b>	<b>23.4</b>	<b>0.0</b>	<b>38.5</b>	<b>35.3</b>	<b>34.4</b>	<b>32.0</b>	<b>28.4</b>	<b>24.1</b>	<b>24.2</b>	<b>23.5</b>	<b>0.0</b>	<b>0.0</b>	<b>32.7</b>	<b>29.7</b>	<b>26.4</b>	<b>23.5</b>	<b>0.0</b>	<b>29.0</b>	<b>24.4</b>	<b>22.4</b>	<b>20.5</b>	<b>20.5</b>	<b>20.7</b>	<b>21.5</b>	<b>0.0</b>	<b>22.0</b>

OFFICERS: AVE/ 25.6

ENLISTED: AVE/ 22.4

Excluding members who retired during the fiscal year and died before the end of the year.

## Number of Military Retirees Retired During FY2015 and Receiving Retired Pay by Rank and Years of Service

YOS	NAVY											DISABILITY ONLY														
	TOTAL	UNK	O-10	O-9	O-8	O-7	O-6	O-5	O-4	O-3	O-2	O-1	W-5	W-4	W-3	W-2	W-1	E-9	E-8	E-7	E-6	E-5	E-4	E-3	E-2	E-1
0	2	0	0	0	0	0	0	0	0	0	0	0	0	0	0	0	0	0	0	0	0	0	0	2	0	0
1	30	0	0	0	0	0	0	0	0	0	0	5	0	0	0	0	0	0	0	0	0	1	4	20	0	0
2	40	0	0	0	0	0	0	0	0	0	4	0	0	0	0	0	0	0	0	0	1	17	17	0	0	
3	43	0	0	0	0	0	0	0	0	1	6	1	0	0	0	0	0	0	0	0	0	11	17	7	0	0
4	36	0	0	0	0	0	0	0	0	4	0	0	0	0	0	0	0	0	0	0	0	13	15	3	1	0
5	44	0	0	0	0	0	0	0	0	7	0	0	0	0	0	0	0	0	0	0	0	22	13	2	0	0
6	31	0	0	0	0	0	0	0	0	5	1	0	0	0	0	0	0	0	0	0	2	16	6	1	0	0
7	29	1	0	0	0	0	0	0	0	3	1	0	0	0	0	0	0	0	0	1	5	11	7	0	0	0
8	30	0	0	0	0	0	0	0	0	9	0	0	0	0	0	0	0	0	0	0	6	14	1	0	0	0
9	23	0	0	0	0	0	0	0	0	2	1	0	0	0	0	0	0	0	1	3	9	7	0	0	0	0
10	21	0	0	0	0	0	0	0	0	2	0	0	0	0	0	0	0	0	0	1	9	9	0	0	0	0
11	28	0	0	0	0	0	0	0	2	0	0	0	0	0	0	0	0	0	0	0	16	10	0	0	0	0
12	20	0	0	0	0	0	0	0	1	2	0	0	0	0	0	0	0	0	0	4	9	4	0	0	0	0
13	27	0	0	0	0	0	0	0	2	2	0	0	0	0	0	0	0	0	1	3	11	8	0	0	0	0
14	25	0	0	0	0	0	0	0	2	2	0	0	0	0	0	0	0	1	2	2	10	6	0	0	0	0
15	6	0	0	0	0	0	0	0	0	0	0	0	0	0	0	0	0	0	0	1	4	1	0	0	0	0
16	14	0	0	0	0	0	0	0	0	2	1	0	0	0	0	0	0	0	0	1	9	1	0	0	0	0
17	4	0	0	0	0	0	0	0	1	1	0	0	0	0	0	0	0	0	0	1	1	0	0	0	0	0
18	7	0	0	0	0	0	0	0	0	1	0	0	0	0	0	0	0	0	0	1	5	0	0	0	0	0
19	1	0	0	0	0	0	0	0	1	0	0	0	0	0	0	0	0	0	0	0	0	0	0	0	0	0
20	47	0	0	0	0	0	0	2	2	2	0	0	0	0	0	0	0	0	5	14	19	3	0	0	0	0
21	16	0	0	0	0	0	0	1	1	4	0	0	0	0	0	0	0	0	3	7	0	0	0	0	0	0
22	16	0	0	0	0	0	2	1	1	2	0	0	0	0	0	0	0	1	3	6	0	0	0	0	0	0
23	5	0	0	0	0	0	0	1	0	0	0	0	0	0	0	0	0	0	2	2	0	0	0	0	0	0
24	5	0	0	0	0	0	0	1	0	0	0	0	0	0	0	0	0	0	2	2	0	0	0	0	0	0
25	4	0	0	0	0	0	0	0	1	0	0	0	0	0	0	0	0	0	2	1	0	0	0	0	0	0
26	7	0	0	0	0	0	0	1	3	1	0	0	0	0	0	0	0	0	2	0	0	0	0	0	0	0
27	0	0	0	0	0	0	0	0	0	0	0	0	0	0	0	0	0	0	0	0	0	0	0	0	0	0
28	2	0	0	0	0	0	0	0	1	0	0	0	0	1	0	0	0	0	0	0	0	0	0	0	0	0
29	1	0	0	0	0	0	1	0	0	0	0	0	0	0	0	0	0	0	0	0	0	0	0	0	0	0
30	0	0	0	0	0	0	0	0	0	0	0	0	0	0	0	0	0	0	0	0	0	0	0	0	0	0
31	0	0	0	0	0	0	0	0	0	0	0	0	0	0	0	0	0	0	0	0	0	0	0	0	0	0
32	1	0	0	0	0	0	1	0	0	0	0	0	0	0	0	0	0	0	0	0	0	0	0	0	0	0
33	0	0	0	0	0	0	0	0	0	0	0	0	0	0	0	0	0	0	0	0	0	0	0	0	0	0
34	1	0	0	0	0	0	0	1	0	0	0	0	0	0	0	0	0	0	0	0	0	0	0	0	0	0
35	0	0	0	0	0	0	0	0	0	0	0	0	0	0	0	0	0	0	0	0	0	0	0	0	0	0
36	0	0	0	0	0	0	0	0	0	0	0	0	0	0	0	0	0	0	0	0	0	0	0	0	0	0
37	0	0	0	0	0	0	0	0	0	0	0	0	0	0	0	0	0	0	0	0	0	0	0	0	0	0
38	0	0	0	0	0	0	0	0	0	0	0	0	0	0	0	0	0	0	0	0	0	0	0	0	0	0
39	0	0	0	0	0	0	0	0	0	0	0	0	0	0	0	0	0	0	0	0	0	0	0	0	0	0
40	0	0	0	0	0	0	0	0	0	0	0	0	0	0	0	0	0	0	0	0	0	0	0	0	0	0
41	0	0	0	0	0	0	0	0	0	0	0	0	0	0	0	0	0	0	0	0	0	0	0	0	0	0
42	0	0	0	0	0	0	0	0	0	0	0	0	0	0	0	0	0	0	0	0	0	0	0	0	0	0
43+	0	0	0	0	0	0	0	0	0	0	0	0	0	0	0	0	0	0	0	0	0	0	0	0	0	0
UNK	0	0	0	0	0	0	0	0	0	0	0	0	0	0	0	0	0	0	0	0	0	0	0	0	0	0
<b>TOT</b>	<b>566</b>	<b>1</b>	<b>0</b>	<b>0</b>	<b>0</b>	<b>0</b>	<b>4</b>	<b>8</b>	<b>18</b>	<b>52</b>	<b>14</b>	<b>6</b>	<b>0</b>	<b>1</b>	<b>0</b>	<b>0</b>	<b>0</b>	<b>2</b>	<b>23</b>	<b>50</b>	<b>116</b>	<b>138</b>	<b>80</b>	<b>52</b>	<b>1</b>	<b>0</b>
<b>AVG</b>	<b>10.6</b>	<b>7.5</b>	<b>0.0</b>	<b>0.0</b>	<b>0.0</b>	<b>0.0</b>	<b>26.8</b>	<b>24.3</b>	<b>19.3</b>	<b>11.2</b>	<b>5.1</b>	<b>1.8</b>	<b>0.0</b>	<b>28.5</b>	<b>0.0</b>	<b>0.0</b>	<b>0.0</b>	<b>18.5</b>	<b>21.2</b>	<b>18.6</b>	<b>13.7</b>	<b>8.3</b>	<b>4.3</b>	<b>2.5</b>	<b>4.5</b>	<b>0.0</b>

OFFICERS: AVE/ 13.0

ENLISTED: AVE/ 10.1

Excluding members who retired during the fiscal year and died before the end of the year.

## Number of Military Retirees Retired During FY2015 and Receiving Retired Pay by Rank and Years of Service

YOS	MARINE CORPS											ALL RETIREES EXCLUDING RESERVE RETIRED														
	TOTAL	UNK	O-10	O-9	O-8	O-7	O-6	O-5	O-4	O-3	O-2	O-1	W-5	W-4	W-3	W-2	W-1	E-9	E-8	E-7	E-6	E-5	E-4	E-3	E-2	E-1
0	6	0	0	0	0	0	0	0	0	0	0	0	0	0	0	0	0	0	0	0	0	0	0	1	4	1
1	14	0	0	0	0	0	0	0	0	0	0	0	0	0	0	0	0	0	0	0	0	0	1	10	3	0
2	17	0	0	0	0	0	0	0	0	0	1	0	0	0	0	0	0	0	0	0	0	1	4	11	0	0
3	25	0	0	0	0	0	0	0	0	0	0	0	0	0	0	0	0	0	0	0	0	1	17	7	0	0
4	37	0	0	0	0	0	0	0	5	0	0	0	0	0	0	0	0	0	0	0	1	5	19	5	2	0
5	25	0	0	0	0	0	0	0	0	0	0	0	0	0	0	0	0	0	0	0	0	10	15	0	0	0
6	44	0	0	0	0	0	0	0	2	0	0	0	0	0	0	0	0	0	0	0	2	26	12	2	0	0
7	42	0	0	0	0	0	0	0	0	1	0	0	0	0	0	0	0	0	0	0	1	30	7	2	1	0
8	44	0	0	0	0	0	0	0	3	0	0	0	0	0	0	0	0	0	0	1	8	26	4	2	0	0
9	46	0	0	0	0	0	0	0	5	0	0	0	0	0	0	0	0	1	1	10	28	1	0	0	0	
10	39	0	0	0	0	0	0	0	0	0	0	0	0	0	0	0	0	0	2	17	19	1	0	0	0	
11	48	0	0	0	0	0	0	0	6	0	0	0	0	0	0	0	0	1	2	16	21	2	0	0	0	
12	35	0	0	0	0	0	0	0	1	2	0	0	0	0	0	0	0	0	1	23	7	1	0	0	0	
13	24	0	0	0	0	0	0	0	2	0	0	0	0	0	1	0	0	0	5	14	2	0	0	0	0	
14	18	0	0	0	0	0	0	0	1	0	0	0	0	0	0	0	0	1	3	12	1	0	0	0	0	
15	325	0	0	0	0	0	0	1	31	11	0	0	0	0	0	0	0	1	54	226	1	0	0	0	0	
16	249	0	0	0	0	0	0	1	16	7	0	0	0	1	1	0	0	1	54	167	1	0	0	0	0	
17	267	0	0	0	0	0	0	0	29	7	0	0	0	0	2	0	0	2	58	168	1	0	0	0	0	
18	154	0	0	0	0	0	0	1	15	6	0	0	0	0	0	0	0	10	70	51	1	0	0	0	0	
19	82	0	0	0	0	0	0	6	12	8	0	0	0	0	1	0	0	10	24	21	0	0	0	0	0	
20	1,153	0	0	0	0	0	0	63	151	44	0	0	2	27	18	1	4	144	420	275	4	0	0	0	0	
21	273	0	0	0	0	0	0	50	26	7	0	0	8	7	4	0	3	84	78	4	2	0	0	0	0	
22	268	0	0	0	0	0	4	51	20	6	0	0	4	9	2	0	15	81	74	1	1	0	0	0	0	
23	142	0	0	0	0	0	2	43	16	3	1	0	1	3	6	0	10	56	1	0	0	0	0	0	0	
24	114	0	0	0	0	0	11	16	11	0	0	1	2	8	0	0	17	47	0	1	0	0	0	0	0	
25	86	0	0	0	0	0	13	9	7	1	0	0	1	2	0	0	21	31	1	0	0	0	0	0	0	
26	82	0	0	0	0	0	12	6	8	0	0	1	7	2	0	0	24	22	0	0	0	0	0	0	0	
27	43	0	0	0	0	0	9	7	3	2	0	0	1	2	0	0	7	11	0	1	0	0	0	0	0	
28	40	0	0	0	0	0	5	8	4	1	0	0	1	3	0	0	17	1	0	0	0	0	0	0	0	
29	28	0	0	0	0	0	6	3	2	0	0	1	3	2	0	0	10	1	0	0	0	0	0	0	0	
30	188	0	0	0	0	0	16	7	3	0	0	18	7	0	0	0	137	0	0	0	0	0	0	0	0	
31	11	0	0	0	0	1	3	3	0	0	0	2	0	0	0	0	2	0	0	0	0	0	0	0	0	
32	4	0	0	0	0	0	0	2	0	0	0	0	0	0	0	0	2	0	0	0	0	0	0	0	0	
33	3	0	0	0	1	0	0	0	0	0	0	0	0	0	0	0	2	0	0	0	0	0	0	0	0	
34	4	0	0	0	0	1	3	0	0	0	0	0	0	0	0	0	0	0	0	0	0	0	0	0	0	
35	0	0	0	0	0	0	0	0	0	0	0	0	0	0	0	0	0	0	0	0	0	0	0	0	0	
36	1	0	0	0	1	0	0	0	0	0	0	0	0	0	0	0	0	0	0	0	0	0	0	0	0	
37	1	0	0	0	1	0	0	0	0	0	0	0	0	0	0	0	0	0	0	0	0	0	0	0	0	
38	1	0	0	1	0	0	0	0	0	0	0	0	0	0	0	0	0	0	0	0	0	0	0	0	0	
39	1	0	0	1	0	0	0	0	0	0	0	0	0	0	0	0	0	0	0	0	0	0	0	0	0	
40	0	0	0	0	0	0	0	0	0	0	0	0	0	0	0	0	0	0	0	0	0	0	0	0	0	
41	1	0	0	1	0	0	0	0	0	0	0	0	0	0	0	0	0	0	0	0	0	0	0	0	0	
42	1	0	1	0	0	0	0	0	0	0	0	0	0	0	0	0	0	0	0	0	0	0	0	0	0	
43+	0	0	0	0	0	0	0	0	0	0	0	0	0	0	0	0	0	0	0	0	0	0	0	0	0	
UNK	0	0	0	0	0	0	0	0	0	0	0	0	0	0	0	0	0	0	0	0	0	0	0	0	0	
<b>TOT</b>	<b>3,986</b>	<b>0</b>	<b>1</b>	<b>3</b>	<b>3</b>	<b>2</b>	<b>84</b>	<b>277</b>	<b>357</b>	<b>128</b>	<b>2</b>	<b>0</b>	<b>25</b>	<b>41</b>	<b>66</b>	<b>29</b>	<b>1</b>	<b>271</b>	<b>505</b>	<b>849</b>	<b>1,019</b>	<b>188</b>	<b>84</b>	<b>40</b>	<b>10</b>	<b>1</b>
<b>AVG</b>	<b>19.6</b>	<b>0.0</b>	<b>42.5</b>	<b>39.8</b>	<b>35.8</b>	<b>33.0</b>	<b>27.5</b>	<b>22.9</b>	<b>20.4</b>	<b>17.7</b>	<b>13.0</b>	<b>0.0</b>	<b>29.8</b>	<b>25.6</b>	<b>22.4</b>	<b>20.2</b>	<b>20.5</b>	<b>28.2</b>	<b>22.3</b>	<b>19.7</b>	<b>17.2</b>	<b>9.3</b>	<b>5.5</b>	<b>3.4</b>	<b>2.3</b>	<b>0.5</b>

OFFICERS: AVE/ 22.0

ENLISTED: AVE/ 18.7

Excluding members who retired during the fiscal year and died before the end of the year.

## Number of Military Retirees Retired During FY2015 and Receiving Retired Pay by Rank and Years of Service

YOS	MARINE CORPS												NON DISABILITY EXCLUDING RESERVE RETIRED													
	TOTAL	UNK	O-10	O-9	O-8	O-7	O-6	O-5	O-4	O-3	O-2	O-1	W-5	W-4	W-3	W-2	W-1	E-9	E-8	E-7	E-6	E-5	E-4	E-3	E-2	E-1
0	0	0	0	0	0	0	0	0	0	0	0	0	0	0	0	0	0	0	0	0	0	0	0	0	0	0
1	0	0	0	0	0	0	0	0	0	0	0	0	0	0	0	0	0	0	0	0	0	0	0	0	0	0
2	0	0	0	0	0	0	0	0	0	0	0	0	0	0	0	0	0	0	0	0	0	0	0	0	0	0
3	0	0	0	0	0	0	0	0	0	0	0	0	0	0	0	0	0	0	0	0	0	0	0	0	0	0
4	0	0	0	0	0	0	0	0	0	0	0	0	0	0	0	0	0	0	0	0	0	0	0	0	0	0
5	0	0	0	0	0	0	0	0	0	0	0	0	0	0	0	0	0	0	0	0	0	0	0	0	0	0
6	0	0	0	0	0	0	0	0	0	0	0	0	0	0	0	0	0	0	0	0	0	0	0	0	0	0
7	0	0	0	0	0	0	0	0	0	0	0	0	0	0	0	0	0	0	0	0	0	0	0	0	0	0
8	0	0	0	0	0	0	0	0	0	0	0	0	0	0	0	0	0	0	0	0	0	0	0	0	0	0
9	0	0	0	0	0	0	0	0	0	0	0	0	0	0	0	0	0	0	0	0	0	0	0	0	0	0
10	0	0	0	0	0	0	0	0	0	0	0	0	0	0	0	0	0	0	0	0	0	0	0	0	0	0
11	0	0	0	0	0	0	0	0	0	0	0	0	0	0	0	0	0	0	0	0	0	0	0	0	0	0
12	0	0	0	0	0	0	0	0	0	0	0	0	0	0	0	0	0	0	0	0	0	0	0	0	0	0
13	0	0	0	0	0	0	0	0	0	0	0	0	0	0	0	0	0	0	0	0	0	0	0	0	0	0
14	0	0	0	0	0	0	0	0	0	0	0	0	0	0	0	0	0	0	0	0	0	0	0	0	0	0
15	305	0	0	0	0	0	0	0	31	10	0	0	0	0	0	0	0	0	1	46	217	0	0	0	0	0
16	239	0	0	0	0	0	0	0	14	7	0	0	0	0	0	0	0	0	1	52	165	0	0	0	0	0
17	262	0	0	0	0	0	0	0	28	7	0	0	0	0	0	0	0	0	2	57	168	0	0	0	0	0
18	141	0	0	0	0	0	0	1	15	4	0	0	0	0	0	0	0	0	8	63	49	1	0	0	0	0
19	79	0	0	0	0	0	0	6	11	8	0	0	0	0	0	0	0	0	10	24	20	0	0	0	0	0
20	1,119	0	0	0	0	0	0	63	151	43	0	0	2	24	18	1	3	138	407	265	4	0	0	0	0	0
21	264	0	0	0	0	0	0	49	26	7	0	0	7	7	3	0	3	81	76	3	2	0	0	0	0	0
22	263	0	0	0	0	0	3	51	19	6	0	0	4	9	2	0	15	79	73	1	1	0	0	0	0	0
23	137	0	0	0	0	0	2	42	15	3	1	0	1	3	6	0	10	53	1	0	0	0	0	0	0	0
24	112	0	0	0	0	0	11	16	11	0	0	1	2	8	0	0	16	46	0	1	0	0	0	0	0	0
25	84	0	0	0	0	0	13	9	7	1	0	0	1	2	0	0	21	29	1	0	0	0	0	0	0	0
26	80	0	0	0	0	0	12	5	8	0	0	1	7	2	0	0	24	21	0	0	0	0	0	0	0	0
27	43	0	0	0	0	0	9	7	3	2	0	0	1	2	0	0	7	11	0	1	0	0	0	0	0	0
28	40	0	0	0	0	0	5	8	4	1	0	0	1	3	0	0	17	1	0	0	0	0	0	0	0	0
29	27	0	0	0	0	0	6	2	2	0	0	0	1	3	2	0	0	10	1	0	0	0	0	0	0	0
30	188	0	0	0	0	0	16	7	3	0	0	0	18	7	0	0	137	0	0	0	0	0	0	0	0	0
31	11	0	0	0	0	1	3	3	0	0	0	0	2	0	0	0	2	0	0	0	0	0	0	0	0	0
32	4	0	0	0	0	0	0	2	0	0	0	0	0	0	0	0	2	0	0	0	0	0	0	0	0	0
33	3	0	0	0	1	0	0	0	0	0	0	0	0	0	0	0	2	0	0	0	0	0	0	0	0	0
34	4	0	0	0	0	1	3	0	0	0	0	0	0	0	0	0	0	0	0	0	0	0	0	0	0	0
35	0	0	0	0	0	0	0	0	0	0	0	0	0	0	0	0	0	0	0	0	0	0	0	0	0	0
36	1	0	0	0	1	0	0	0	0	0	0	0	0	0	0	0	0	0	0	0	0	0	0	0	0	0
37	1	0	0	0	1	0	0	0	0	0	0	0	0	0	0	0	0	0	0	0	0	0	0	0	0	0
38	1	0	0	1	0	0	0	0	0	0	0	0	0	0	0	0	0	0	0	0	0	0	0	0	0	0
39	1	0	0	1	0	0	0	0	0	0	0	0	0	0	0	0	0	0	0	0	0	0	0	0	0	0
40	0	0	0	0	0	0	0	0	0	0	0	0	0	0	0	0	0	0	0	0	0	0	0	0	0	0
41	1	0	0	1	0	0	0	0	0	0	0	0	0	0	0	0	0	0	0	0	0	0	0	0	0	0
42	1	0	1	0	0	0	0	0	0	0	0	0	0	0	0	0	0	0	0	0	0	0	0	0	0	0
43+	0	0	0	0	0	0	0	0	0	0	0	0	0	0	0	0	0	0	0	0	0	0	0	0	0	0
UNK	0	0	0	0	0	0	0	0	0	0	0	0	0	0	0	0	0	0	0	0	0	0	0	0	0	0
<b>TOT</b>	<b>3,411</b>	<b>0</b>	<b>1</b>	<b>3</b>	<b>3</b>	<b>2</b>	<b>83</b>	<b>271</b>	<b>348</b>	<b>99</b>	<b>1</b>	<b>0</b>	<b>25</b>	<b>40</b>	<b>62</b>	<b>23</b>	<b>1</b>	<b>269</b>	<b>482</b>	<b>800</b>	<b>890</b>	<b>8</b>	<b>0</b>	<b>0</b>	<b>0</b>	<b>0</b>
<b>AVG</b>	<b>21.1</b>	<b>0.0</b>	<b>42.5</b>	<b>39.8</b>	<b>35.8</b>	<b>33.0</b>	<b>27.5</b>	<b>23.0</b>	<b>20.5</b>	<b>19.9</b>	<b>23.5</b>	<b>0.0</b>	<b>29.8</b>	<b>25.7</b>	<b>22.6</b>	<b>20.8</b>	<b>20.5</b>	<b>28.3</b>	<b>22.4</b>	<b>19.8</b>	<b>17.9</b>	<b>20.8</b>	<b>0.0</b>	<b>0.0</b>	<b>0.0</b>	<b>0.0</b>

OFFICERS: AVE/ 22.5

ENLISTED: AVE/ 20.5

Excluding members who retired during the fiscal year and died before the end of the year.

## Number of Military Retirees Retired During FY2015 and Receiving Retired Pay by Rank and Years of Service

YOS	MARINE CORPS												DISABILITY ONLY													
	TOTAL	UNK	O-10	O-9	O-8	O-7	O-6	O-5	O-4	O-3	O-2	O-1	W-5	W-4	W-3	W-2	W-1	E-9	E-8	E-7	E-6	E-5	E-4	E-3	E-2	E-1
0	6	0	0	0	0	0	0	0	0	0	0	0	0	0	0	0	0	0	0	0	0	0	0	1	4	1
1	14	0	0	0	0	0	0	0	0	0	0	0	0	0	0	0	0	0	0	0	0	0	1	10	3	0
2	17	0	0	0	0	0	0	0	0	0	1	0	0	0	0	0	0	0	0	0	0	1	4	11	0	0
3	25	0	0	0	0	0	0	0	0	0	0	0	0	0	0	0	0	0	0	0	0	1	17	7	0	0
4	37	0	0	0	0	0	0	0	0	5	0	0	0	0	0	0	0	0	0	0	1	5	19	5	2	0
5	25	0	0	0	0	0	0	0	0	0	0	0	0	0	0	0	0	0	0	0	0	10	15	0	0	0
6	44	0	0	0	0	0	0	0	0	2	0	0	0	0	0	0	0	0	0	0	2	26	12	2	0	0
7	42	0	0	0	0	0	0	0	0	1	0	0	0	0	0	0	0	0	0	0	1	30	7	2	1	0
8	44	0	0	0	0	0	0	0	0	3	0	0	0	0	0	0	0	0	0	1	8	26	4	2	0	0
9	46	0	0	0	0	0	0	0	0	5	0	0	0	0	0	0	0	0	1	1	10	28	1	0	0	0
10	39	0	0	0	0	0	0	0	0	0	0	0	0	0	0	0	0	0	0	2	17	19	1	0	0	0
11	48	0	0	0	0	0	0	0	0	6	0	0	0	0	0	0	0	0	1	2	16	21	2	0	0	0
12	35	0	0	0	0	0	0	0	1	2	0	0	0	0	0	0	0	0	0	1	23	7	1	0	0	0
13	24	0	0	0	0	0	0	0	2	0	0	0	0	0	1	0	0	0	0	5	14	2	0	0	0	0
14	18	0	0	0	0	0	0	0	0	1	0	0	0	0	0	0	0	0	1	3	12	1	0	0	0	0
15	20	0	0	0	0	0	0	1	0	1	0	0	0	0	0	0	0	0	0	8	9	1	0	0	0	0
16	10	0	0	0	0	0	0	1	2	0	0	0	0	1	1	0	0	0	0	2	2	1	0	0	0	0
17	5	0	0	0	0	0	0	0	1	0	0	0	0	0	2	0	0	0	0	1	0	1	0	0	0	0
18	13	0	0	0	0	0	0	0	0	2	0	0	0	0	0	0	0	0	2	7	2	0	0	0	0	0
19	3	0	0	0	0	0	0	0	1	0	0	0	0	0	1	0	0	0	0	0	1	0	0	0	0	0
20	34	0	0	0	0	0	0	0	0	1	0	0	0	3	0	0	1	6	13	10	0	0	0	0	0	0
21	9	0	0	0	0	0	0	1	0	0	0	0	1	0	1	0	0	0	3	2	1	0	0	0	0	0
22	5	0	0	0	0	0	1	0	1	0	0	0	0	0	0	0	0	2	1	0	0	0	0	0	0	0
23	5	0	0	0	0	0	0	1	1	0	0	0	0	0	0	0	0	0	3	0	0	0	0	0	0	0
24	2	0	0	0	0	0	0	0	0	0	0	0	0	0	0	0	0	1	1	0	0	0	0	0	0	0
25	2	0	0	0	0	0	0	0	0	0	0	0	0	0	0	0	0	0	2	0	0	0	0	0	0	0
26	2	0	0	0	0	0	0	1	0	0	0	0	0	0	0	0	0	0	1	0	0	0	0	0	0	0
27	0	0	0	0	0	0	0	0	0	0	0	0	0	0	0	0	0	0	0	0	0	0	0	0	0	0
28	0	0	0	0	0	0	0	0	0	0	0	0	0	0	0	0	0	0	0	0	0	0	0	0	0	0
29	1	0	0	0	0	0	0	1	0	0	0	0	0	0	0	0	0	0	0	0	0	0	0	0	0	0
30	0	0	0	0	0	0	0	0	0	0	0	0	0	0	0	0	0	0	0	0	0	0	0	0	0	0
31	0	0	0	0	0	0	0	0	0	0	0	0	0	0	0	0	0	0	0	0	0	0	0	0	0	0
32	0	0	0	0	0	0	0	0	0	0	0	0	0	0	0	0	0	0	0	0	0	0	0	0	0	0
33	0	0	0	0	0	0	0	0	0	0	0	0	0	0	0	0	0	0	0	0	0	0	0	0	0	0
34	0	0	0	0	0	0	0	0	0	0	0	0	0	0	0	0	0	0	0	0	0	0	0	0	0	0
35	0	0	0	0	0	0	0	0	0	0	0	0	0	0	0	0	0	0	0	0	0	0	0	0	0	0
36	0	0	0	0	0	0	0	0	0	0	0	0	0	0	0	0	0	0	0	0	0	0	0	0	0	0
37	0	0	0	0	0	0	0	0	0	0	0	0	0	0	0	0	0	0	0	0	0	0	0	0	0	0
38	0	0	0	0	0	0	0	0	0	0	0	0	0	0	0	0	0	0	0	0	0	0	0	0	0	0
39	0	0	0	0	0	0	0	0	0	0	0	0	0	0	0	0	0	0	0	0	0	0	0	0	0	0
40	0	0	0	0	0	0	0	0	0	0	0	0	0	0	0	0	0	0	0	0	0	0	0	0	0	0
41	0	0	0	0	0	0	0	0	0	0	0	0	0	0	0	0	0	0	0	0	0	0	0	0	0	0
42	0	0	0	0	0	0	0	0	0	0	0	0	0	0	0	0	0	0	0	0	0	0	0	0	0	0
43+	0	0	0	0	0	0	0	0	0	0	0	0	0	0	0	0	0	0	0	0	0	0	0	0	0	0
UNK	0	0	0	0	0	0	0	0	0	0	0	0	0	0	0	0	0	0	0	0	0	0	0	0	0	0
<b>TOT</b>	<b>575</b>	<b>0</b>	<b>0</b>	<b>0</b>	<b>0</b>	<b>0</b>	<b>1</b>	<b>6</b>	<b>9</b>	<b>29</b>	<b>1</b>	<b>0</b>	<b>0</b>	<b>1</b>	<b>4</b>	<b>6</b>	<b>0</b>	<b>2</b>	<b>23</b>	<b>49</b>	<b>129</b>	<b>180</b>	<b>84</b>	<b>40</b>	<b>10</b>	<b>1</b>
<b>AVG</b>	<b>10.5</b>	<b>0.0</b>	<b>0.0</b>	<b>0.0</b>	<b>0.0</b>	<b>0.0</b>	<b>22.5</b>	<b>22.2</b>	<b>17.3</b>	<b>10.3</b>	<b>2.5</b>	<b>0.0</b>	<b>0.0</b>	<b>21.5</b>	<b>19.5</b>	<b>17.7</b>	<b>0.0</b>	<b>22.5</b>	<b>20.8</b>	<b>16.8</b>	<b>12.8</b>	<b>8.8</b>	<b>5.5</b>	<b>3.4</b>	<b>2.3</b>	<b>0.5</b>

OFFICERS: AVE/ 14.3

ENLISTED: AVE/ 10.0

Excluding members who retired during the fiscal year and died before the end of the year.



## Number of Military Retirees Retired During FY2015 and Receiving Retired Pay by Rank and Years of Service

YOS	AIR FORCE											ALL RETIREES EXCLUDING RESERVE RETIRED														
	TOTAL	UNK	O-10	O-9	O-8	O-7	O-6	O-5	O-4	O-3	O-2	O-1	W-5	W-4	W-3	W-2	W-1	E-9	E-8	E-7	E-6	E-5	E-4	E-3	E-2	E-1
0	5	0	0	0	0	0	0	0	0	0	1	0	0	0	0	0	0	0	0	0	0	0	1	3	0	0
1	20	1	0	0	0	0	0	0	0	1	2	0	0	0	0	0	0	0	0	1	1	2	2	7	2	1
2	40	0	0	0	0	0	0	0	2	0	1	0	0	0	0	0	0	0	2	6	6	6	16	1	0	
3	57	0	0	0	0	0	0	1	1	0	2	0	0	0	0	0	0	0	2	0	4	6	38	3	0	0
4	49	0	0	0	0	0	0	0	1	9	0	0	0	0	0	0	0	1	1	2	7	5	22	1	0	0
5	55	0	0	0	0	0	0	1	3	9	0	0	0	0	0	0	0	0	5	3	10	24	0	0	0	0
6	88	0	0	0	0	0	0	2	1	13	1	0	0	0	0	0	0	1	2	5	8	34	21	0	0	0
7	58	0	0	0	0	0	0	1	2	11	0	0	0	0	0	0	0	1	1	6	8	25	3	0	0	0
8	59	0	0	0	0	0	0	0	3	8	0	0	0	0	0	0	0	0	0	7	4	34	3	0	0	0
9	56	0	0	0	0	0	1	0	5	6	0	0	0	0	0	0	0	0	4	6	4	30	0	0	0	0
10	44	0	0	0	0	0	0	0	6	7	1	0	0	0	0	0	0	0	0	4	10	16	0	0	0	0
11	66	0	0	0	0	0	0	3	10	2	0	0	0	0	0	0	0	1	1	4	16	28	1	0	0	0
12	50	0	0	0	0	0	0	2	5	3	0	0	0	0	0	0	0	0	1	4	21	14	0	0	0	0
13	53	0	0	0	0	0	0	1	7	1	0	0	0	0	0	0	0	0	2	7	24	11	0	0	0	0
14	44	0	0	0	0	0	0	2	3	2	0	0	0	0	0	0	0	0	0	7	19	11	0	0	0	0
15	306	0	0	0	0	0	0	3	136	5	0	0	0	0	0	0	0	0	0	19	135	8	0	0	0	0
16	200	0	0	0	0	0	0	4	20	2	0	0	0	0	1	0	0	2	11	152	7	0	1	0	0	0
17	223	0	0	0	0	0	0	6	29	2	0	0	0	0	0	0	0	4	23	143	15	1	0	0	0	0
18	31	0	0	0	0	0	0	7	2	0	0	0	0	0	0	0	0	1	0	10	9	2	0	0	0	0
19	26	0	0	0	0	0	1	13	3	0	0	0	0	0	0	0	0	1	0	4	3	1	0	0	0	0
20	4,124	0	0	0	0	0	34	463	419	46	0	0	0	0	0	0	0	46	169	1,723	1,109	104	9	2	0	0
21	1,380	0	0	0	0	0	28	246	112	8	0	0	0	0	0	0	0	21	94	854	13	3	0	0	0	1
22	1,308	0	0	0	1	1	39	157	107	10	0	0	0	0	0	0	0	24	123	836	9	0	1	0	0	0
23	1,017	0	0	0	0	0	62	85	81	5	0	0	0	0	0	0	0	20	125	632	6	0	1	0	0	0
24	959	0	0	0	0	1	121	49	66	6	0	0	0	0	0	0	0	29	128	554	4	0	1	0	0	0
25	446	0	0	0	0	1	155	25	60	7	0	0	0	0	0	0	0	23	164	10	1	0	0	0	0	0
26	510	0	0	0	0	1	101	24	46	2	0	0	0	0	0	0	0	37	293	6	0	0	0	0	0	0
27	146	0	0	0	0	1	34	23	30	0	0	0	0	0	0	0	0	53	5	0	0	0	0	0	0	0
28	161	0	0	0	0	2	27	29	28	0	0	0	0	0	0	0	0	70	4	1	0	0	0	0	0	0
29	131	0	0	0	0	3	27	9	7	0	0	0	0	0	0	0	0	81	2	2	0	0	0	0	0	0
30	359	0	0	0	1	5	73	8	4	0	0	0	0	0	0	0	0	266	0	1	0	0	1	0	0	0
31	19	0	0	0	3	0	6	3	4	0	0	0	0	0	0	0	0	2	0	1	0	0	0	0	0	0
32	14	0	0	1	4	0	5	3	0	0	0	0	0	0	0	0	0	0	1	0	0	0	0	0	0	0
33	10	0	0	0	1	0	5	2	1	0	0	0	0	0	0	0	0	0	1	0	0	0	0	0	0	0
34	11	0	0	7	2	0	2	0	0	0	0	0	0	0	0	0	0	0	0	0	0	0	0	0	0	0
35	9	0	1	5	0	0	1	0	0	0	0	0	0	0	0	0	0	0	0	2	0	0	0	0	0	0
36	3	0	1	0	0	0	0	0	0	0	0	0	0	0	0	0	0	2	0	0	0	0	0	0	0	0
37	1	0	0	1	0	0	0	0	0	0	0	0	0	0	0	0	0	0	0	0	0	0	0	0	0	0
38	2	0	0	0	0	0	1	0	0	0	0	0	0	0	0	0	0	1	0	0	0	0	0	0	0	0
39	0	0	0	0	0	0	0	0	0	0	0	0	0	0	0	0	0	0	0	0	0	0	0	0	0	0
40	1	0	0	0	0	0	0	1	0	0	0	0	0	0	0	0	0	0	0	0	0	0	0	0	0	0
41	0	0	0	0	0	0	0	0	0	0	0	0	0	0	0	0	0	0	0	0	0	0	0	0	0	0
42	0	0	0	0	0	0	0	0	0	0	0	0	0	0	0	0	0	0	0	0	0	0	0	0	0	0
43+	0	0	0	0	0	0	0	0	0	0	0	0	0	0	0	0	0	0	0	0	0	0	0	0	0	0
UNK	3	0	0	0	0	0	1	2	0	0	0	0	0	0	0	0	0	0	0	0	0	0	0	0	0	0
<b>TOT</b>	<b>12,144</b>	<b>1</b>	<b>2</b>	<b>14</b>	<b>12</b>	<b>15</b>	<b>724</b>	<b>1,175</b>	<b>1,204</b>	<b>165</b>	<b>5</b>	<b>3</b>	<b>0</b>	<b>0</b>	<b>0</b>	<b>1</b>	<b>0</b>	<b>681</b>	<b>1,129</b>	<b>4,749</b>	<b>1,719</b>	<b>372</b>	<b>135</b>	<b>33</b>	<b>3</b>	<b>2</b>
<b>AVG</b>	<b>21.5</b>	<b>1.5</b>	<b>36.0</b>	<b>34.9</b>	<b>31.7</b>	<b>28.3</b>	<b>25.8</b>	<b>22.0</b>	<b>21.0</b>	<b>15.4</b>	<b>5.3</b>	<b>1.2</b>	<b>0.0</b>	<b>0.0</b>	<b>0.0</b>	<b>16.5</b>	<b>0.0</b>	<b>27.7</b>	<b>23.8</b>	<b>21.7</b>	<b>18.7</b>	<b>13.0</b>	<b>6.5</b>	<b>3.8</b>	<b>1.8</b>	<b>11.5</b>

OFFICERS: AVE/ 22.2

ENLISTED: AVE/ 21.2

Excluding members who retired during the fiscal year and died before the end of the year.

## Number of Military Retirees Retired During FY2015 and Receiving Retired Pay by Rank and Years of Service

YOS	AIR FORCE										NON DISABLED RETIREES EXCLUDING RESERVE RETIRED																
	TOTAL	UNK	O-10	O-9	O-8	O-7	O-6	O-5	O-4	O-3	O-2	O-1	W-5	W-4	W-3	W-2	W-1	E-9	E-8	E-7	E-6	E-5	E-4	E-3	E-2	E-1	
0	0	0	0	0	0	0	0	0	0	0	0	0	0	0	0	0	0	0	0	0	0	0	0	0	0	0	
1	0	0	0	0	0	0	0	0	0	0	0	0	0	0	0	0	0	0	0	0	0	0	0	0	0	0	
2	0	0	0	0	0	0	0	0	0	0	0	0	0	0	0	0	0	0	0	0	0	0	0	0	0	0	
3	0	0	0	0	0	0	0	0	0	0	0	0	0	0	0	0	0	0	0	0	0	0	0	0	0	0	
4	0	0	0	0	0	0	0	0	0	0	0	0	0	0	0	0	0	0	0	0	0	0	0	0	0	0	
5	0	0	0	0	0	0	0	0	0	0	0	0	0	0	0	0	0	0	0	0	0	0	0	0	0	0	
6	0	0	0	0	0	0	0	0	0	0	0	0	0	0	0	0	0	0	0	0	0	0	0	0	0	0	
7	0	0	0	0	0	0	0	0	0	0	0	0	0	0	0	0	0	0	0	0	0	0	0	0	0	0	
8	0	0	0	0	0	0	0	0	0	0	0	0	0	0	0	0	0	0	0	0	0	0	0	0	0	0	
9	0	0	0	0	0	0	0	0	0	0	0	0	0	0	0	0	0	0	0	0	0	0	0	0	0	0	
10	0	0	0	0	0	0	0	0	0	0	0	0	0	0	0	0	0	0	0	0	0	0	0	0	0	0	
11	0	0	0	0	0	0	0	0	0	0	0	0	0	0	0	0	0	0	0	0	0	0	0	0	0	0	
12	0	0	0	0	0	0	0	0	0	0	0	0	0	0	0	0	0	0	0	0	0	0	0	0	0	0	
13	0	0	0	0	0	0	0	0	0	0	0	0	0	0	0	0	0	0	0	0	0	0	0	0	0	0	
14	0	0	0	0	0	0	0	0	0	0	0	0	0	0	0	0	0	0	0	0	0	0	0	0	0	0	
15	257	0	0	0	0	0	0	1	133	4	0	0	0	0	0	0	0	0	10	106	3	0	0	0	0	0	
16	166	0	0	0	0	0	0	1	18	1	0	0	0	0	0	0	0	0	4	136	5	0	1	0	0	0	
17	187	0	0	0	0	0	0	5	27	1	0	0	0	0	0	0	0	0	7	131	15	1	0	0	0	0	
18	9	0	0	0	0	0	0	4	0	0	0	0	0	0	0	0	0	0	4	0	1	0	0	0	0	0	
19	16	0	0	0	0	0	1	12	2	0	0	0	0	0	0	0	0	0	1	0	0	0	0	0	0	0	
20	4,061	0	0	0	0	0	33	460	417	45	0	0	0	0	0	0	44	166	1,686	1,096	103	9	2	0	0	0	
21	1,331	0	0	0	0	0	28	243	110	6	0	0	0	0	0	0	21	85	823	12	2	0	0	0	0	1	
22	1,273	0	0	0	1	1	37	154	103	8	0	0	0	0	0	0	22	119	818	9	0	1	0	0	0	0	
23	995	0	0	0	0	0	61	81	80	5	0	0	0	0	0	0	20	120	622	5	0	1	0	0	0	0	
24	948	0	0	0	0	1	121	47	63	6	0	0	0	0	0	0	29	125	551	4	0	1	0	0	0	0	
25	442	0	0	0	0	1	153	25	60	6	0	0	0	0	0	0	22	164	10	1	0	0	0	0	0	0	
26	506	0	0	0	0	1	100	23	45	2	0	0	0	0	0	0	36	293	6	0	0	0	0	0	0	0	
27	142	0	0	0	0	1	34	23	29	0	0	0	0	0	0	0	51	4	0	0	0	0	0	0	0	0	0
28	159	0	0	0	0	2	27	28	28	0	0	0	0	0	0	0	69	4	1	0	0	0	0	0	0	0	0
29	127	0	0	0	0	3	27	9	7	0	0	0	0	0	0	0	77	2	2	0	0	0	0	0	0	0	0
30	357	0	0	0	1	5	72	8	4	0	0	0	0	0	0	0	265	0	1	0	0	1	0	0	0	0	0
31	19	0	0	0	3	0	6	3	4	0	0	0	0	0	0	0	2	0	1	0	0	0	0	0	0	0	0
32	14	0	0	1	4	0	5	3	0	0	0	0	0	0	0	0	0	1	0	0	0	0	0	0	0	0	0
33	10	0	0	0	1	0	5	2	1	0	0	0	0	0	0	0	0	1	0	0	0	0	0	0	0	0	0
34	10	0	0	7	1	0	2	0	0	0	0	0	0	0	0	0	0	0	0	0	0	0	0	0	0	0	0
35	9	0	1	5	0	0	1	0	0	0	0	0	0	0	0	0	0	0	2	0	0	0	0	0	0	0	0
36	3	0	1	0	0	0	0	0	0	0	0	0	0	0	0	0	2	0	0	0	0	0	0	0	0	0	0
37	1	0	0	1	0	0	0	0	0	0	0	0	0	0	0	0	0	0	0	0	0	0	0	0	0	0	0
38	2	0	0	0	0	0	1	0	0	0	0	0	0	0	0	0	1	0	0	0	0	0	0	0	0	0	0
39	0	0	0	0	0	0	0	0	0	0	0	0	0	0	0	0	0	0	0	0	0	0	0	0	0	0	0
40	1	0	0	0	0	0	0	1	0	0	0	0	0	0	0	0	0	0	0	0	0	0	0	0	0	0	0
41	0	0	0	0	0	0	0	0	0	0	0	0	0	0	0	0	0	0	0	0	0	0	0	0	0	0	0
42	0	0	0	0	0	0	0	0	0	0	0	0	0	0	0	0	0	0	0	0	0	0	0	0	0	0	0
43+	0	0	0	0	0	0	0	0	0	0	0	0	0	0	0	0	0	0	0	0	0	0	0	0	0	0	0
UNK	3	0	0	0	0	0	1	2	0	0	0	0	0	0	0	0	0	0	0	0	0	0	0	0	0	0	0
<b>TOT</b>	<b>11,048</b>	<b>0</b>	<b>2</b>	<b>14</b>	<b>11</b>	<b>15</b>	<b>715</b>	<b>1,135</b>	<b>1,131</b>	<b>84</b>	<b>0</b>	<b>0</b>	<b>0</b>	<b>0</b>	<b>0</b>	<b>0</b>	<b>0</b>	<b>661</b>	<b>1,084</b>	<b>4,549</b>	<b>1,500</b>	<b>129</b>	<b>14</b>	<b>3</b>	<b>0</b>	<b>1</b>	
<b>AVG</b>	<b>22.4</b>	<b>0.0</b>	<b>36.0</b>	<b>34.9</b>	<b>31.4</b>	<b>28.3</b>	<b>25.8</b>	<b>22.1</b>	<b>21.5</b>	<b>21.4</b>	<b>0.0</b>	<b>0.0</b>	<b>0.0</b>	<b>0.0</b>	<b>0.0</b>	<b>0.0</b>	<b>0.0</b>	<b>27.9</b>	<b>24.1</b>	<b>21.9</b>	<b>19.6</b>	<b>19.9</b>	<b>21.6</b>	<b>19.2</b>	<b>0.0</b>	<b>21.5</b>	

OFFICERS: AVE/ 22.9

ENLISTED: AVE/ 22.2

Excluding members who retired during the fiscal year and died before the end of the year.

## Number of Military Retirees Retired During FY2015 and Receiving Retired Pay by Rank and Years of Service

YOS	AIR FORCE													DISABILITY ONLY												
	TOTAL	UNK	O-10	O-9	O-8	O-7	O-6	O-5	O-4	O-3	O-2	O-1	W-5	W-4	W-3	W-2	W-1	E-9	E-8	E-7	E-6	E-5	E-4	E-3	E-2	E-1
0	5	0	0	0	0	0	0	0	0	0	0	1	0	0	0	0	0	0	0	0	0	0	1	3	0	0
1	20	1	0	0	0	0	0	0	0	1	0	2	0	0	0	0	0	0	0	1	1	2	2	7	2	1
2	40	0	0	0	0	0	0	0	2	0	1	0	0	0	0	0	0	0	0	2	6	6	6	16	1	0
3	57	0	0	0	0	0	0	1	1	0	2	0	0	0	0	0	0	0	2	0	4	6	38	3	0	0
4	49	0	0	0	0	0	0	0	1	9	0	0	0	0	0	0	0	1	1	2	7	5	22	1	0	0
5	55	0	0	0	0	0	0	1	3	9	0	0	0	0	0	0	0	0	0	5	3	10	24	0	0	0
6	88	0	0	0	0	0	0	2	1	13	1	0	0	0	0	0	0	1	2	5	8	34	21	0	0	0
7	58	0	0	0	0	0	0	1	2	11	0	0	0	0	0	0	0	1	1	6	8	25	3	0	0	0
8	59	0	0	0	0	0	0	0	3	8	0	0	0	0	0	0	0	0	0	7	4	34	3	0	0	0
9	56	0	0	0	0	0	1	0	5	6	0	0	0	0	0	0	0	0	4	6	4	30	0	0	0	0
10	44	0	0	0	0	0	0	0	6	7	1	0	0	0	0	0	0	0	0	4	10	16	0	0	0	0
11	66	0	0	0	0	0	0	3	10	2	0	0	0	0	0	0	0	1	1	4	16	28	1	0	0	0
12	50	0	0	0	0	0	0	2	5	3	0	0	0	0	0	0	0	0	1	4	21	14	0	0	0	0
13	53	0	0	0	0	0	0	1	7	1	0	0	0	0	0	0	0	0	2	7	24	11	0	0	0	0
14	44	0	0	0	0	0	0	2	3	2	0	0	0	0	0	0	0	0	0	7	19	11	0	0	0	0
15	49	0	0	0	0	0	0	2	3	1	0	0	0	0	0	0	0	0	0	9	29	5	0	0	0	0
16	34	0	0	0	0	0	0	3	2	1	0	0	0	0	0	1	0	0	2	7	16	2	0	0	0	0
17	36	0	0	0	0	0	0	1	2	1	0	0	0	0	0	0	0	0	4	16	12	0	0	0	0	0
18	22	0	0	0	0	0	0	3	2	0	0	0	0	0	0	0	0	1	0	6	9	1	0	0	0	0
19	10	0	0	0	0	0	0	1	1	0	0	0	0	0	0	0	0	1	0	3	3	1	0	0	0	0
20	63	0	0	0	0	0	1	3	2	1	0	0	0	0	0	0	0	2	3	37	13	1	0	0	0	0
21	49	0	0	0	0	0	0	3	2	2	0	0	0	0	0	0	0	0	9	31	1	1	0	0	0	0
22	35	0	0	0	0	0	2	3	4	2	0	0	0	0	0	0	0	2	4	18	0	0	0	0	0	0
23	22	0	0	0	0	0	1	4	1	0	0	0	0	0	0	0	0	0	5	10	1	0	0	0	0	0
24	11	0	0	0	0	0	0	2	3	0	0	0	0	0	0	0	0	0	3	3	0	0	0	0	0	0
25	4	0	0	0	0	0	2	0	0	1	0	0	0	0	0	0	0	1	0	0	0	0	0	0	0	0
26	4	0	0	0	0	0	1	1	1	0	0	0	0	0	0	0	0	2	0	0	0	0	0	0	0	0
27	4	0	0	0	0	0	0	0	1	0	0	0	0	0	0	0	0	0	1	0	0	0	0	0	0	0
28	2	0	0	0	0	0	0	1	0	0	0	0	0	0	0	0	0	1	0	0	0	0	0	0	0	0
29	4	0	0	0	0	0	0	0	0	0	0	0	0	0	0	0	0	4	0	0	0	0	0	0	0	0
30	2	0	0	0	0	0	1	0	0	0	0	0	0	0	0	0	0	1	0	0	0	0	0	0	0	0
31	0	0	0	0	0	0	0	0	0	0	0	0	0	0	0	0	0	0	0	0	0	0	0	0	0	0
32	0	0	0	0	0	0	0	0	0	0	0	0	0	0	0	0	0	0	0	0	0	0	0	0	0	0
33	0	0	0	0	0	0	0	0	0	0	0	0	0	0	0	0	0	0	0	0	0	0	0	0	0	0
34	1	0	0	0	1	0	0	0	0	0	0	0	0	0	0	0	0	0	0	0	0	0	0	0	0	0
35	0	0	0	0	0	0	0	0	0	0	0	0	0	0	0	0	0	0	0	0	0	0	0	0	0	0
36	0	0	0	0	0	0	0	0	0	0	0	0	0	0	0	0	0	0	0	0	0	0	0	0	0	0
37	0	0	0	0	0	0	0	0	0	0	0	0	0	0	0	0	0	0	0	0	0	0	0	0	0	0
38	0	0	0	0	0	0	0	0	0	0	0	0	0	0	0	0	0	0	0	0	0	0	0	0	0	0
39	0	0	0	0	0	0	0	0	0	0	0	0	0	0	0	0	0	0	0	0	0	0	0	0	0	0
40	0	0	0	0	0	0	0	0	0	0	0	0	0	0	0	0	0	0	0	0	0	0	0	0	0	0
41	0	0	0	0	0	0	0	0	0	0	0	0	0	0	0	0	0	0	0	0	0	0	0	0	0	0
42	0	0	0	0	0	0	0	0	0	0	0	0	0	0	0	0	0	0	0	0	0	0	0	0	0	0
43+	0	0	0	0	0	0	0	0	0	0	0	0	0	0	0	0	0	0	0	0	0	0	0	0	0	0
UNK	0	0	0	0	0	0	0	0	0	0	0	0	0	0	0	0	0	0	0	0	0	0	0	0	0	0
<b>TOT</b>	<b>1,096</b>	<b>1</b>	<b>0</b>	<b>0</b>	<b>1</b>	<b>0</b>	<b>9</b>	<b>40</b>	<b>73</b>	<b>81</b>	<b>5</b>	<b>3</b>	<b>0</b>	<b>0</b>	<b>0</b>	<b>1</b>	<b>0</b>	<b>20</b>	<b>45</b>	<b>200</b>	<b>219</b>	<b>243</b>	<b>121</b>	<b>30</b>	<b>3</b>	<b>1</b>
<b>AVG</b>	<b>12.0</b>	<b>1.5</b>	<b>0.0</b>	<b>0.0</b>	<b>34.5</b>	<b>0.0</b>	<b>22.9</b>	<b>17.4</b>	<b>13.7</b>	<b>9.2</b>	<b>5.3</b>	<b>1.2</b>	<b>0.0</b>	<b>0.0</b>	<b>0.0</b>	<b>16.5</b>	<b>0.0</b>	<b>21.9</b>	<b>17.5</b>	<b>17.1</b>	<b>13.1</b>	<b>9.3</b>	<b>4.8</b>	<b>2.2</b>	<b>1.8</b>	<b>1.5</b>

OFFICERS: AVE/ 12.8

ENLISTED: AVE/ 11.8

Excluding members who retired during the fiscal year and died before the end of the year.

## Number of Military Retirees Retired During FY2015 and Receiving Retired Pay by Rank and Years of Service

YOS	DOD TOTAL											ALL RETIREES EXCLUDING RESERVE RETIRED														
	TOTAL	UNK	O-10	O-9	O-8	O-7	O-6	O-5	O-4	O-3	O-2	O-1	W-5	W-4	W-3	W-2	W-1	E-9	E-8	E-7	E-6	E-5	E-4	E-3	E-2	E-1
0	83	0	0	0	0	0	0	0	0	1	0	1	0	0	0	0	0	0	0	0	1	0	19	20	33	8
1	175	1	0	0	0	0	0	0	0	1	3	10	0	0	0	0	0	0	0	1	3	14	51	77	9	5
2	327	1	0	0	0	0	0	0	4	10	17	2	0	0	0	0	0	0	4	10	48	167	62	1	1	
3	392	0	0	0	0	0	2	2	2	10	22	3	0	0	0	0	0	0	2	1	20	79	218	29	2	0
4	430	0	0	0	0	0	0	1	4	41	11	1	0	1	1	3	0	1	1	5	41	118	185	11	4	1
5	497	0	0	0	0	0	0	6	11	47	11	1	0	0	1	4	2	0	4	14	84	174	132	5	1	0
6	489	0	0	0	0	0	1	5	6	58	4	1	0	0	2	5	0	1	11	19	76	194	101	3	1	1
7	458	1	0	0	0	0	2	7	15	42	6	0	0	0	1	2	1	4	11	31	98	178	50	6	1	2
8	511	0	0	0	0	0	2	9	10	48	2	0	0	3	2	4	0	5	14	51	134	186	36	5	0	0
9	499	0	0	0	0	0	3	6	22	42	5	0	1	2	3	3	1	8	21	44	157	155	25	1	0	0
10	428	0	0	0	0	0	1	5	17	31	2	0	0	1	2	5	0	10	23	46	172	100	13	0	0	0
11	487	0	0	0	0	0	1	14	31	25	1	0	0	1	3	5	0	6	28	69	158	133	12	0	0	0
12	410	0	0	0	0	0	7	11	35	25	2	0	0	0	4	2	2	5	14	66	152	79	6	0	0	0
13	359	0	0	0	0	0	6	8	29	23	1	0	0	1	4	4	0	7	16	63	137	57	3	0	0	0
14	309	0	0	0	0	0	4	7	22	21	1	1	0	1	0	9	0	4	14	69	101	50	5	0	0	0
15	1,005	0	0	0	0	0	2	9	263	52	0	0	1	3	6	23	0	3	13	135	459	36	0	0	0	0
16	786	0	0	0	0	0	1	11	108	44	2	0	0	3	8	26	0	3	23	138	394	24	0	1	0	0
17	866	0	0	0	0	0	0	13	211	41	1	0	0	0	4	21	0	5	16	165	366	22	1	0	0	0
18	356	0	0	0	0	0	4	14	41	22	1	0	1	0	4	3	0	6	21	131	100	8	0	0	0	0
19	200	0	0	0	0	0	1	23	28	18	0	0	0	2	7	3	0	2	16	55	41	3	1	0	0	0
20	13,468	0	0	0	0	0	105	1,006	1,188	235	5	0	9	96	198	116	1	119	1,003	4,386	4,319	639	39	3	0	1
21	3,624	0	0	0	0	1	74	534	291	94	2	0	3	49	65	23	0	59	468	1,683	258	14	2	1	0	3
22	3,286	0	0	0	1	2	96	451	224	80	0	0	2	50	46	8	0	67	495	1,571	185	6	1	0	0	1
23	2,608	0	0	0	0	0	104	323	189	65	2	0	5	47	30	2	1	66	461	1,081	230	0	1	0	1	0
24	2,617	0	0	0	0	2	198	254	144	46	1	0	12	51	35	3	0	100	446	1,302	21	0	2	0	0	0
25	1,572	0	0	1	1	2	289	194	129	43	0	0	9	41	14	5	0	119	460	259	5	1	0	0	0	0
26	1,956	0	0	0	0	1	244	145	119	23	0	0	11	59	12	2	0	138	816	386	0	0	0	0	0	0
27	771	0	0	0	0	2	197	106	85	15	0	0	11	46	12	2	0	135	150	8	2	0	0	0	0	0
28	697	0	0	0	0	2	163	122	71	8	0	0	9	38	3	0	0	175	101	5	0	0	0	0	0	0
29	606	0	0	1	1	6	165	40	32	0	0	0	16	24	6	0	0	169	144	2	0	0	0	0	0	0
30	1,379	0	0	0	2	7	390	42	79	5	0	0	32	81	8	0	0	719	11	2	0	0	1	0	0	0
31	209	0	0	0	4	8	40	23	11	0	0	0	20	3	0	0	0	99	0	1	0	0	0	0	0	0
32	202	0	0	2	5	6	23	14	4	3	0	0	13	3	0	0	0	126	3	0	0	0	0	0	0	0
33	73	0	0	2	3	6	22	13	3	0	0	0	10	1	0	0	0	12	1	0	0	0	0	0	0	0
34	64	0	0	9	8	4	20	13	1	0	0	0	3	0	0	0	0	6	0	0	0	0	0	0	0	0
35	42	0	1	10	5	0	7	10	0	0	0	0	3	0	0	0	0	4	0	2	0	0	0	0	0	0
36	21	0	2	4	3	0	8	0	0	0	0	0	2	0	0	0	0	2	0	0	0	0	0	0	0	0
37	19	0	1	5	4	0	5	1	0	0	0	0	2	0	0	0	0	1	0	0	0	0	0	0	0	0
38	14	0	0	2	0	0	9	0	0	0	0	0	2	0	0	0	0	1	0	0	0	0	0	0	0	0
39	8	0	2	3	0	0	3	0	0	0	0	0	0	0	0	0	0	0	0	0	0	0	0	0	0	0
40	3	0	0	0	0	0	0	1	0	0	0	0	2	0	0	0	0	0	0	0	0	0	0	0	0	0
41	4	0	0	2	0	0	1	0	0	0	0	0	1	0	0	0	0	0	0	0	0	0	0	0	0	0
42	3	0	1	0	0	0	0	0	0	0	0	0	2	0	0	0	0	0	0	0	0	0	0	0	0	0
43+	0	0	0	0	0	0	0	0	0	0	0	0	0	0	0	0	0	0	0	0	0	0	0	0	0	0
UNK	36	0	0	0	0	0	7	7	13	8	0	0	0	0	0	0	0	0	0	0	1	0	0	0	0	0
<b>TOT</b>	<b>42,349</b>	<b>3</b>	<b>7</b>	<b>41</b>	<b>37</b>	<b>49</b>	<b>2,207</b>	<b>3,450</b>	<b>3,442</b>	<b>1,227</b>	<b>102</b>	<b>20</b>	<b>182</b>	<b>607</b>	<b>481</b>	<b>283</b>	<b>8</b>	<b>2,187</b>	<b>4,807</b>	<b>11,795</b>	<b>7,725</b>	<b>2,318</b>	<b>1,071</b>	<b>224</b>	<b>53</b>	<b>23</b>
<b>AVG</b>	<b>20.6</b>	<b>3.8</b>	<b>38.2</b>	<b>35.7</b>	<b>33.5</b>	<b>30.2</b>	<b>26.8</b>	<b>22.7</b>	<b>20.8</b>	<b>16.8</b>	<b>7.3</b>	<b>3.1</b>	<b>29.2</b>	<b>24.9</b>	<b>21.4</b>	<b>18.2</b>	<b>12.1</b>	<b>27.7</b>	<b>23.3</b>	<b>21.4</b>	<b>18.2</b>	<b>12.0</b>	<b>5.5</b>	<b>3.0</b>	<b>1.9</b>	<b>6.4</b>

OFFICERS: AVE/ 22.3

ENLISTED: AVE/ 19.8

Excluding members who retired during the fiscal year and died before the end of the year.

## Number of Military Retirees Retired During FY2015 and Receiving Retired Pay by Rank and Years of Service

YOS	DOD TOTAL										NON DISABILITY RETIREES EXCLUDING RESERVE RETIRED															
	TOTAL	UNK	O-10	O-9	O-8	O-7	O-6	O-5	O-4	O-3	O-2	O-1	W-5	W-4	W-3	W-2	W-1	E-9	E-8	E-7	E-6	E-5	E-4	E-3	E-2	E-1
0	0	0	0	0	0	0	0	0	0	0	0	0	0	0	0	0	0	0	0	0	0	0	0	0	0	0
1	0	0	0	0	0	0	0	0	0	0	0	0	0	0	0	0	0	0	0	0	0	0	0	0	0	0
2	0	0	0	0	0	0	0	0	0	0	0	0	0	0	0	0	0	0	0	0	0	0	0	0	0	0
3	0	0	0	0	0	0	0	0	0	0	0	0	0	0	0	0	0	0	0	0	0	0	0	0	0	0
4	0	0	0	0	0	0	0	0	0	0	0	0	0	0	0	0	0	0	0	0	0	0	0	0	0	0
5	0	0	0	0	0	0	0	0	0	0	0	0	0	0	0	0	0	0	0	0	0	0	0	0	0	0
6	0	0	0	0	0	0	0	0	0	0	0	0	0	0	0	0	0	0	0	0	0	0	0	0	0	0
7	0	0	0	0	0	0	0	0	0	0	0	0	0	0	0	0	0	0	0	0	0	0	0	0	0	0
8	0	0	0	0	0	0	0	0	0	0	0	0	0	0	0	0	0	0	0	0	0	0	0	0	0	0
9	0	0	0	0	0	0	0	0	0	0	0	0	0	0	0	0	0	0	0	0	0	0	0	0	0	0
10	0	0	0	0	0	0	0	0	0	0	0	0	0	0	0	0	0	0	0	0	0	0	0	0	0	0
11	0	0	0	0	0	0	0	0	0	0	0	0	0	0	0	0	0	0	0	0	0	0	0	0	0	0
12	0	0	0	0	0	0	0	0	0	0	0	0	0	0	0	0	0	0	0	0	0	0	0	0	0	0
13	0	0	0	0	0	0	0	0	0	0	0	0	0	0	0	0	0	0	0	0	0	0	0	0	0	0
14	0	0	0	0	0	0	0	0	0	0	0	0	0	0	0	0	0	0	0	0	0	0	0	0	0	0
15	737	0	0	0	0	0	1	1	243	41	0	0	0	0	3	17	0	0	3	74	351	3	0	0	0	0
16	571	0	0	0	0	0	0	3	92	34	1	0	0	1	4	17	0	0	3	88	321	6	0	1	0	0
17	696	0	0	0	0	0	0	6	196	32	0	0	0	3	16	0	2	5	100	320	15	1	0	0	0	0
18	191	0	0	0	0	0	1	8	32	13	0	0	0	0	2	0	0	9	74	50	2	0	0	0	0	0
19	127	0	0	0	0	0	1	19	22	17	0	0	0	2	1	0	0	10	32	22	0	1	0	0	0	0
20	12,857	0	0	0	0	0	102	986	1,169	216	3	0	9	94	178	109	1	109	917	4,123	4,174	625	38	3	0	1
21	3,348	0	0	0	0	1	74	524	280	82	2	0	3	45	56	17	0	55	421	1,553	217	12	2	1	0	3
22	3,035	0	0	0	1	2	88	438	209	69	0	0	2	45	37	7	0	62	461	1,451	155	6	1	0	0	1
23	2,466	0	0	0	0	0	101	314	177	63	1	0	5	44	29	2	0	60	427	1,024	217	0	1	0	1	0
24	2,475	0	0	0	0	2	196	242	136	38	0	0	12	45	29	3	0	91	407	1,256	17	0	1	0	0	0
25	1,470	0	0	1	1	2	281	190	123	39	0	0	9	39	12	5	0	112	424	228	3	1	0	0	0	0
26	1,890	0	0	0	0	1	242	138	112	19	0	0	10	57	12	2	0	125	793	379	0	0	0	0	0	0
27	735	0	0	0	0	2	194	104	83	15	0	0	10	44	12	2	0	125	138	5	1	0	0	0	0	0
28	674	0	0	0	0	2	162	119	69	8	0	0	9	36	3	0	0	168	95	3	0	0	0	0	0	0
29	584	0	0	1	1	6	164	38	32	0	0	0	12	24	6	0	0	158	140	2	0	0	0	0	0	0
30	1,369	0	0	0	2	7	388	42	79	5	0	0	30	81	8	0	0	714	10	2	0	0	1	0	0	0
31	200	0	0	0	4	8	39	23	11	0	0	0	20	3	0	0	0	91	0	1	0	0	0	0	0	0
32	198	0	0	2	5	6	21	13	4	3	0	0	13	3	0	0	0	125	3	0	0	0	0	0	0	0
33	70	0	0	2	3	6	21	13	3	0	0	0	8	1	0	0	0	12	1	0	0	0	0	0	0	0
34	62	0	0	9	7	4	20	12	1	0	0	0	3	0	0	0	0	6	0	0	0	0	0	0	0	0
35	42	0	1	10	5	0	7	10	0	0	0	0	3	0	0	0	0	4	0	2	0	0	0	0	0	0
36	21	0	2	4	3	0	8	0	0	0	0	0	2	0	0	0	0	2	0	0	0	0	0	0	0	0
37	19	0	1	5	4	0	5	1	0	0	0	0	2	0	0	0	0	1	0	0	0	0	0	0	0	0
38	14	0	0	2	0	0	9	0	0	0	0	0	2	0	0	0	0	1	0	0	0	0	0	0	0	0
39	8	0	2	3	0	0	3	0	0	0	0	0	0	0	0	0	0	0	0	0	0	0	0	0	0	0
40	3	0	0	0	0	0	0	1	0	0	0	0	2	0	0	0	0	0	0	0	0	0	0	0	0	0
41	4	0	0	2	0	0	1	0	0	0	0	0	1	0	0	0	0	0	0	0	0	0	0	0	0	0
42	3	0	1	0	0	0	0	0	0	0	0	0	2	0	0	0	0	0	0	0	0	0	0	0	0	0
43+	0	0	0	0	0	0	0	0	0	0	0	0	0	0	0	0	0	0	0	0	0	0	0	0	0	0
UNK	36	0	0	0	0	0	7	7	13	8	0	0	0	0	0	0	0	0	0	0	1	0	0	0	0	0
<b>TOT</b>	<b>33,905</b>	<b>0</b>	<b>7</b>	<b>41</b>	<b>36</b>	<b>49</b>	<b>2,136</b>	<b>3,252</b>	<b>3,086</b>	<b>702</b>	<b>7</b>	<b>0</b>	<b>169</b>	<b>562</b>	<b>394</b>	<b>200</b>	<b>1</b>	<b>2,023</b>	<b>4,267</b>	<b>10,397</b>	<b>5,849</b>	<b>670</b>	<b>46</b>	<b>5</b>	<b>1</b>	<b>5</b>
<b>AVG</b>	<b>22.7</b>	<b>0.0</b>	<b>38.2</b>	<b>35.7</b>	<b>33.5</b>	<b>30.2</b>	<b>27.1</b>	<b>23.1</b>	<b>21.6</b>	<b>21.4</b>	<b>20.6</b>	<b>0.0</b>	<b>29.4</b>	<b>25.3</b>	<b>22.2</b>	<b>20.0</b>	<b>20.5</b>	<b>28.2</b>	<b>23.8</b>	<b>21.9</b>	<b>20.0</b>	<b>20.4</b>	<b>20.9</b>	<b>19.9</b>	<b>23.5</b>	<b>21.5</b>

OFFICERS: AVE/ 23.6

ENLISTED: AVE/ 22.3

Excluding members who retired during the fiscal year and died before the end of the year.

## Number of Military Retirees Retired During FY2015 and Receiving Retired Pay by Rank and Years of Service

YOS	DOD TOTAL												DISABILITY ONLY													
	TOTAL	UNK	O-10	O-9	O-8	O-7	O-6	O-5	O-4	O-3	O-2	O-1	W-5	W-4	W-3	W-2	W-1	E-9	E-8	E-7	E-6	E-5	E-4	E-3	E-2	E-1
0	83	0	0	0	0	0	0	0	0	1	0	1	0	0	0	0	0	0	0	0	1	0	19	20	33	8
1	175	1	0	0	0	0	0	0	0	1	3	10	0	0	0	0	0	0	0	1	3	14	51	77	9	5
2	327	1	0	0	0	0	0	0	0	4	10	17	2	0	0	0	0	0	0	4	10	48	167	62	1	1
3	392	0	0	0	0	0	0	2	2	2	10	22	3	0	0	0	0	0	2	1	20	79	218	29	2	0
4	430	0	0	0	0	0	0	1	4	41	11	1	0	1	1	3	0	1	1	5	41	118	185	11	4	1
5	497	0	0	0	0	0	0	6	11	47	11	1	0	0	1	4	2	0	4	14	84	174	132	5	1	0
6	489	0	0	0	0	0	1	5	6	58	4	1	0	0	2	5	0	1	11	19	76	194	101	3	1	1
7	458	1	0	0	0	0	2	7	15	42	6	0	0	0	1	2	1	4	11	31	98	178	50	6	1	2
8	511	0	0	0	0	0	2	9	10	48	2	0	0	3	2	4	0	5	14	51	134	186	36	5	0	0
9	499	0	0	0	0	0	3	6	22	42	5	0	1	2	3	3	1	8	21	44	157	155	25	1	0	0
10	428	0	0	0	0	0	1	5	17	31	2	0	0	1	2	5	0	10	23	46	172	100	13	0	0	0
11	487	0	0	0	0	0	1	14	31	25	1	0	0	1	3	5	0	6	28	69	158	133	12	0	0	0
12	410	0	0	0	0	0	7	11	35	25	2	0	0	0	4	2	2	5	14	66	152	79	6	0	0	0
13	359	0	0	0	0	0	6	8	29	23	1	0	0	1	4	4	0	7	16	63	137	57	3	0	0	0
14	309	0	0	0	0	0	4	7	22	21	1	1	0	1	0	9	0	4	14	69	101	50	5	0	0	0
15	268	0	0	0	0	0	1	8	20	11	0	0	1	3	3	6	0	3	10	61	108	33	0	0	0	0
16	215	0	0	0	0	0	1	8	16	10	1	0	0	2	4	9	0	3	20	50	73	18	0	0	0	0
17	170	0	0	0	0	0	0	7	15	9	1	0	0	0	1	5	0	3	11	65	46	7	0	0	0	0
18	165	0	0	0	0	0	3	6	9	9	1	0	1	0	4	1	0	6	12	57	50	6	0	0	0	0
19	73	0	0	0	0	0	0	4	6	1	0	0	0	2	5	2	0	2	6	23	19	3	0	0	0	0
20	611	0	0	0	0	0	3	20	19	19	2	0	0	2	20	7	0	10	86	263	145	14	1	0	0	0
21	276	0	0	0	0	0	0	10	11	12	0	0	0	4	9	6	0	4	47	130	41	2	0	0	0	0
22	251	0	0	0	0	0	8	13	15	11	0	0	0	5	9	1	0	5	34	120	30	0	0	0	0	0
23	142	0	0	0	0	0	3	9	12	2	1	0	0	3	1	0	1	6	34	57	13	0	0	0	0	0
24	142	0	0	0	0	0	2	12	8	8	1	0	0	6	6	0	0	9	39	46	4	0	1	0	0	0
25	102	0	0	0	0	0	8	4	6	4	0	0	0	2	2	0	0	7	36	31	2	0	0	0	0	0
26	66	0	0	0	0	0	2	7	7	4	0	0	1	2	0	0	0	13	23	7	0	0	0	0	0	0
27	36	0	0	0	0	0	3	2	2	0	0	0	1	2	0	0	0	10	12	3	1	0	0	0	0	0
28	23	0	0	0	0	0	1	3	2	0	0	0	0	2	0	0	0	7	6	2	0	0	0	0	0	0
29	22	0	0	0	0	0	1	2	0	0	0	0	4	0	0	0	0	11	4	0	0	0	0	0	0	0
30	10	0	0	0	0	0	2	0	0	0	0	0	2	0	0	0	0	5	1	0	0	0	0	0	0	0
31	9	0	0	0	0	0	1	0	0	0	0	0	0	0	0	0	0	8	0	0	0	0	0	0	0	0
32	4	0	0	0	0	0	2	1	0	0	0	0	0	0	0	0	0	1	0	0	0	0	0	0	0	0
33	3	0	0	0	0	0	1	0	0	0	0	0	2	0	0	0	0	0	0	0	0	0	0	0	0	0
34	2	0	0	0	1	0	0	1	0	0	0	0	0	0	0	0	0	0	0	0	0	0	0	0	0	0
35	0	0	0	0	0	0	0	0	0	0	0	0	0	0	0	0	0	0	0	0	0	0	0	0	0	0
36	0	0	0	0	0	0	0	0	0	0	0	0	0	0	0	0	0	0	0	0	0	0	0	0	0	0
37	0	0	0	0	0	0	0	0	0	0	0	0	0	0	0	0	0	0	0	0	0	0	0	0	0	0
38	0	0	0	0	0	0	0	0	0	0	0	0	0	0	0	0	0	0	0	0	0	0	0	0	0	0
39	0	0	0	0	0	0	0	0	0	0	0	0	0	0	0	0	0	0	0	0	0	0	0	0	0	0
40	0	0	0	0	0	0	0	0	0	0	0	0	0	0	0	0	0	0	0	0	0	0	0	0	0	0
41	0	0	0	0	0	0	0	0	0	0	0	0	0	0	0	0	0	0	0	0	0	0	0	0	0	0
42	0	0	0	0	0	0	0	0	0	0	0	0	0	0	0	0	0	0	0	0	0	0	0	0	0	0
43+	0	0	0	0	0	0	0	0	0	0	0	0	0	0	0	0	0	0	0	0	0	0	0	0	0	0
UNK	0	0	0	0	0	0	0	0	0	0	0	0	0	0	0	0	0	0	0	0	0	0	0	0	0	0
<b>TOT</b>	<b>8,444</b>	<b>3</b>	<b>0</b>	<b>0</b>	<b>1</b>	<b>0</b>	<b>71</b>	<b>198</b>	<b>356</b>	<b>525</b>	<b>95</b>	<b>20</b>	<b>13</b>	<b>45</b>	<b>87</b>	<b>83</b>	<b>7</b>	<b>164</b>	<b>540</b>	<b>1,398</b>	<b>1,876</b>	<b>1,648</b>	<b>1,025</b>	<b>219</b>	<b>52</b>	<b>18</b>
<b>AVG</b>	<b>12.0</b>	<b>3.8</b>	<b>0.0</b>	<b>0.0</b>	<b>34.5</b>	<b>0.0</b>	<b>19.1</b>	<b>17.0</b>	<b>14.7</b>	<b>10.6</b>	<b>6.3</b>	<b>3.1</b>	<b>26.4</b>	<b>19.8</b>	<b>18.0</b>	<b>13.8</b>	<b>10.9</b>	<b>20.6</b>	<b>18.8</b>	<b>17.3</b>	<b>12.5</b>	<b>8.5</b>	<b>4.8</b>	<b>2.6</b>	<b>1.5</b>	<b>2.2</b>

OFFICERS: AVE/ 13.5

ENLISTED: AVE/ 11.6

Excluding members who retired during the fiscal year and died before the end of the year.















Number of Military Retirees Receiving Retired Pay as of September 30, 2015 by Rank and Age at Retirement

NAVY ALL RETIREES EXCLUDING RESERVE RETIRED

Table with columns: RETIRED AGE, TOTAL, UNK, O-10, O-9, O-8, O-7, O-6, O-5, O-4, O-3, O-2, O-1, W-5, W-4, W-3, W-2, W-1, E-9, E-8, E-7, E-6, E-5, E-4, E-3, E-2, E-1. Rows represent ages from 17 to 70+ and summary rows for TOT and AVG.

OFFICERS: AVE/ 45.2

ENLISTED: AVE/ 40.7









## Number of Military Retirees Receiving Retired Pay as of September 30, 2015 by Rank and Age at Retirement

RETIRED AGE	MARINE CORPS										ALL RETIREES INCLUDING RESERVE RETIRED															
	TOTAL	UNK	O-10	O-9	O-8	O-7	O-6	O-5	O-4	O-3	O-2	O-1	W-5	W-4	W-3	W-2	W-1	E-9	E-8	E-7	E-6	E-5	E-4	E-3	E-2	E-1
17	5	0	0	0	0	0	0	0	0	0	0	0	0	0	0	0	0	0	0	0	0	0	0	0	1	4
18	93	0	0	0	0	0	0	0	0	0	0	0	0	0	0	0	0	0	0	0	0	1	2	16	49	25
19	476	0	0	0	0	0	0	0	0	0	0	0	0	0	0	0	0	0	0	0	9	113	192	111	51	
20	861	0	0	0	0	0	0	0	0	0	0	0	0	0	0	0	0	0	0	0	69	278	352	120	42	
21	1,074	0	0	0	0	0	0	0	0	0	1	0	0	0	0	0	0	0	0	0	1	145	408	418	81	20
22	943	0	0	0	0	0	0	0	0	0	7	4	0	0	0	0	0	0	0	0	2	190	395	290	45	10
23	798	0	0	0	0	0	0	0	0	2	40	13	0	0	0	0	0	0	0	0	9	182	347	173	25	7
24	733	0	0	0	0	0	0	0	0	7	61	13	0	0	0	0	0	0	0	0	22	199	276	123	26	6
25	586	0	0	0	0	0	0	0	0	21	51	9	0	0	0	0	0	0	0	0	27	232	171	62	11	2
26	559	0	0	0	0	0	0	0	1	43	42	1	0	0	0	0	0	0	2	50	234	136	40	8	2	
27	525	0	0	0	0	0	0	0	0	34	14	5	0	0	0	0	0	0	4	80	253	92	36	3	4	
28	411	0	0	0	0	0	0	0	0	38	9	4	0	0	0	0	1	0	4	110	170	51	22	0	2	
29	380	0	0	0	0	0	0	0	1	30	8	2	0	0	0	0	0	0	11	98	164	47	11	5	3	
30	383	0	0	0	0	0	0	0	2	44	5	1	0	0	0	0	0	1	19	125	139	38	7	2	0	
31	331	0	0	0	0	0	0	0	2	60	5	0	0	0	0	0	0	0	27	105	102	23	6	0	1	
32	293	0	0	0	0	0	0	0	6	28	3	1	0	0	0	2	0	0	36	126	79	9	2	0	0	
33	363	0	0	0	0	0	0	0	9	24	1	0	0	0	1	2	0	0	65	211	35	7	5	1	0	
34	514	0	0	0	0	0	0	0	11	35	1	0	0	0	1	4	0	0	3	106	303	44	4	1	1	0
35	564	0	0	0	0	0	0	0	14	29	1	0	0	0	2	2	0	0	7	147	330	27	3	0	1	1
36	1,264	0	0	0	0	0	0	0	21	74	19	0	0	1	3	5	1	7	167	513	424	27	2	0	0	0
37	5,431	0	0	0	0	0	0	0	127	330	66	2	0	16	54	56	9	40	1,227	2,409	1,052	40	3	0	0	0
38	14,094	0	0	0	0	0	0	12	360	733	83	1	1	67	256	179	10	108	6,175	2,866	71	4	0	1	1	
39	12,812	0	0	0	0	0	0	40	407	648	57	0	1	109	269	160	14	218	3,573	5,211	2,040	54	2	7	0	2
40	10,252	0	0	0	0	0	0	84	545	472	37	0	7	125	265	105	4	309	3,364	3,727	1,159	39	4	5	0	1
41	8,355	0	0	0	0	0	2	361	1,125	320	18	0	5	143	215	69	2	399	2,594	2,297	764	28	2	7	1	3
42	8,103	0	0	0	0	0	3	1,095	1,801	254	9	0	8	136	147	53	2	504	2,085	1,464	519	17	4	0	0	2
43	6,399	0	0	0	0	0	4	1,097	1,178	167	10	0	25	142	97	35	0	674	1,640	932	383	14	1	0	0	0
44	5,179	0	0	0	0	0	21	1,017	762	137	4	0	23	133	90	21	2	769	1,305	642	245	6	1	1	0	0
45	4,093	0	0	0	0	0	62	893	494	82	0	0	28	131	41	18	0	760	1,013	420	148	3	0	0	0	0
46	3,130	0	0	0	0	0	155	732	305	66	1	0	31	98	33	9	0	733	602	259	104	2	0	0	0	0
47	3,039	0	0	0	0	0	286	601	219	53	0	0	45	102	20	5	0	1,093	374	160	78	3	0	0	0	0
48	3,074	0	0	0	0	2	415	466	135	34	1	0	103	101	15	4	0	1,426	218	107	45	2	0	0	0	0
49	2,274	0	0	0	0	4	472	383	91	22	0	0	46	78	10	4	0	933	141	68	20	1	0	0	0	1
50	1,517	0	0	0	1	13	437	263	45	14	1	0	44	42	7	1	0	527	84	27	10	1	0	0	0	0
51	1,141	1	0	0	0	18	512	149	26	11	0	0	24	21	1	0	0	291	59	23	5	0	0	0	0	0
52	959	0	0	1	2	19	534	112	15	8	0	0	13	13	3	1	0	188	39	9	2	0	0	0	0	0
53	580	0	0	3	7	18	316	73	8	3	1	0	8	7	1	1	0	110	15	6	2	0	1	0	0	0
54	347	0	0	4	9	13	128	53	9	1	0	0	6	6	0	0	0	94	17	5	1	0	0	0	1	0
55	232	0	1	7	25	9	89	19	3	2	0	0	6	7	0	0	0	54	7	2	1	0	0	0	0	0
56	144	0	5	9	25	3	57	10	2	0	0	0	2	4	0	1	0	22	3	1	0	0	0	0	0	0
57	125	0	3	12	17	3	40	10	2	2	0	0	4	2	0	1	0	23	3	3	0	0	0	0	0	0
58	84	0	4	14	20	0	16	16	0	1	0	0	2	2	0	0	0	5	1	2	1	0	0	0	0	0
59	97	0	7	13	9	1	26	11	3	0	0	0	2	3	0	0	0	11	9	2	0	0	0	0	0	0
60	7,890	2	0	3	22	11	1,553	1,809	806	18	0	0	65	437	83	33	0	963	1,220	692	171	2	0	0	0	0
61	34	0	3	5	1	0	7	4	2	0	0	0	4	1	0	0	0	2	1	2	2	0	0	0	0	0
62	27	0	3	7	2	0	3	5	2	0	0	0	0	1	0	0	0	2	1	1	0	0	0	0	0	0
63	7	0	2	2	0	0	0	1	0	0	0	0	0	1	1	0	0	0	0	0	0	0	0	0	0	0
64	0	0	0	0	0	0	0	0	0	0	0	0	0	0	0	0	0	0	0	0	0	0	0	0	0	0
65	2	0	0	1	0	0	0	0	0	0	0	0	0	0	0	0	0	0	1	0	0	0	0	0	0	0
66	1	0	0	0	0	0	1	0	0	0	0	0	0	0	0	0	0	0	0	0	0	0	0	0	0	0
67	0	0	0	0	0	0	0	0	0	0	0	0	0	0	0	0	0	0	0	0	0	0	0	0	0	0
68	1	0	1	0	0	0	0	0	0	0	0	0	0	0	0	0	0	0	0	0	0	0	0	0	0	0
69	0	0	0	0	0	0	0	0	0	0	0	0	0	0	0	0	0	0	0	0	0	0	0	0	0	0
70+	0	0	0	0	0	0	0	0	0	0	0	0	0	0	0	0	0	0	0	0	0	0	0	0	0	0
UNK	15	0	0	0	0	0	0	1	1	0	0	0	0	0	0	1	0	1	3	3	1	2	0	0	2	0
TOT	110,594	3	29	81	140	114	5,139	9,317	8,540	3,847	556	56	503	1,929	1,615	772	45	10,266	22,946	25,583	11,642	2,586	2,424	1,776	495	190
AVG	41.7	57.0	59.1	57.9	56.8	53.1	53.3	48.0	44.1	39.2	32.7	25.5	49.5	47.6	41.7	40.7	38.6	47.4	41.9	40.1	38.6	27.7	23.2	22.0	20.9	21.6

OFFICERS: AVE/ 46.1

ENLISTED: AVE/ 39.9

## Number of Military Retirees Receiving Retired Pay as of September 30, 2015 by Rank and Age at Retirement

RETIRED AGE	MARINE CORPS										ALL RETIREES EXCLUDING RESERVE RETIRED															
	TOTAL	UNK	O-10	O-9	O-8	O-7	O-6	O-5	O-4	O-3	O-2	O-1	W-5	W-4	W-3	W-2	W-1	E-9	E-8	E-7	E-6	E-5	E-4	E-3	E-2	E-1
17	5	0	0	0	0	0	0	0	0	0	0	0	0	0	0	0	0	0	0	0	0	0	0	0	1	4
18	93	0	0	0	0	0	0	0	0	0	0	0	0	0	0	0	0	0	0	0	0	1	2	16	49	25
19	476	0	0	0	0	0	0	0	0	0	0	0	0	0	0	0	0	0	0	0	9	113	192	111	51	
20	861	0	0	0	0	0	0	0	0	0	0	0	0	0	0	0	0	0	0	0	69	278	352	120	42	
21	1,074	0	0	0	0	0	0	0	0	0	1	0	0	0	0	0	0	0	0	0	1	145	408	418	81	20
22	943	0	0	0	0	0	0	0	0	0	7	4	0	0	0	0	0	0	0	0	2	190	395	290	45	10
23	798	0	0	0	0	0	0	0	0	2	40	13	0	0	0	0	0	0	0	0	9	182	347	173	25	7
24	733	0	0	0	0	0	0	0	0	7	61	13	0	0	0	0	0	0	0	0	22	199	276	123	26	6
25	586	0	0	0	0	0	0	0	0	21	51	9	0	0	0	0	0	0	0	0	27	232	171	62	11	2
26	559	0	0	0	0	0	0	0	1	43	42	1	0	0	0	0	0	0	2	50	234	136	40	8	2	
27	525	0	0	0	0	0	0	0	0	34	14	5	0	0	0	0	0	0	4	80	253	92	36	3	4	
28	411	0	0	0	0	0	0	0	0	38	9	4	0	0	0	0	1	0	4	110	170	51	22	0	2	
29	380	0	0	0	0	0	0	0	1	30	8	2	0	0	0	0	0	0	11	98	164	47	11	5	3	
30	383	0	0	0	0	0	0	0	2	44	5	1	0	0	0	0	0	1	19	125	139	38	7	2	0	
31	331	0	0	0	0	0	0	0	2	60	5	0	0	0	0	0	0	0	27	105	102	23	6	0	1	
32	293	0	0	0	0	0	0	0	6	28	3	1	0	0	0	2	0	0	1	36	126	79	9	2	0	0
33	363	0	0	0	0	0	0	0	9	24	1	0	0	0	1	2	0	0	2	65	211	35	7	5	1	0
34	514	0	0	0	0	0	0	0	11	35	1	0	0	0	1	4	0	0	3	106	303	44	4	1	1	0
35	564	0	0	0	0	0	0	0	14	29	1	0	0	0	2	2	0	0	7	147	330	27	3	0	1	1
36	1,264	0	0	0	0	0	0	0	21	74	19	0	0	1	3	5	1	7	167	513	424	27	2	0	0	0
37	5,431	0	0	0	0	0	0	0	127	330	66	2	0	16	54	56	9	40	1,227	2,409	1,052	40	3	0	0	0
38	14,094	0	0	0	0	0	0	12	360	733	83	1	1	67	256	179	10	108	3,166	6,175	2,866	71	4	0	1	1
39	12,812	0	0	0	0	0	0	40	407	648	57	0	1	109	269	160	14	218	3,573	5,211	2,040	54	2	7	0	2
40	10,252	0	0	0	0	0	0	84	545	472	37	0	7	125	265	105	4	309	3,364	3,727	1,159	39	4	5	0	1
41	8,355	0	0	0	0	0	2	361	1,125	320	18	0	5	143	215	69	2	399	2,594	2,297	764	28	2	7	1	3
42	8,103	0	0	0	0	0	3	1,095	1,801	254	9	0	8	136	147	53	2	504	2,085	1,464	519	17	4	0	0	2
43	6,399	0	0	0	0	0	4	1,097	1,178	167	10	0	25	142	97	35	0	674	1,640	932	383	14	1	0	0	0
44	5,179	0	0	0	0	0	21	1,017	762	137	4	0	23	133	90	21	2	769	1,305	642	245	6	1	1	0	0
45	4,093	0	0	0	0	0	62	893	494	82	0	0	28	131	41	18	0	760	1,013	420	148	3	0	0	0	0
46	3,130	0	0	0	0	0	155	732	305	66	1	0	31	98	33	9	0	733	602	259	104	2	0	0	0	0
47	3,039	0	0	0	0	0	286	601	219	53	0	0	45	102	20	5	0	1,093	374	160	78	3	0	0	0	0
48	3,074	0	0	0	0	2	415	466	135	34	1	0	103	101	15	4	0	1,426	218	107	45	2	0	0	0	0
49	2,274	0	0	0	0	4	472	383	91	22	0	0	46	78	10	4	0	933	141	68	20	1	0	0	0	1
50	1,517	0	0	0	1	13	437	263	45	14	1	0	44	42	7	1	0	527	84	27	10	1	0	0	0	0
51	1,141	1	0	0	0	18	512	149	26	11	0	0	24	21	1	0	0	291	59	23	5	0	0	0	0	0
52	959	0	0	1	2	19	534	112	15	8	0	0	13	13	3	1	0	188	39	9	2	0	0	0	0	0
53	580	0	0	3	7	18	316	73	8	3	1	0	8	7	1	1	0	110	15	6	2	0	1	0	0	0
54	347	0	0	4	9	13	128	53	9	1	0	0	6	6	0	0	0	94	17	5	1	0	0	0	1	0
55	228	0	1	7	25	9	88	17	2	2	0	0	6	7	0	0	0	54	7	2	1	0	0	0	0	0
56	137	0	5	9	25	3	52	10	2	0	0	0	1	4	0	1	0	21	3	1	0	0	0	0	0	0
57	105	0	3	12	16	2	31	8	1	2	0	0	4	1	0	1	0	19	3	2	0	0	0	0	0	0
58	59	0	4	14	17	0	7	8	0	1	0	0	2	0	0	0	0	4	1	1	0	0	0	0	0	0
59	42	0	7	13	7	0	6	1	0	0	0	0	0	1	0	0	0	4	2	1	0	0	0	0	0	0
60	22	0	0	3	1	0	5	7	0	0	0	0	1	0	0	0	0	3	1	0	1	0	0	0	0	0
61	21	0	3	5	1	0	5	1	0	0	0	0	2	1	0	0	0	2	1	0	0	0	0	0	0	0
62	14	0	3	6	1	0	2	2	0	0	0	0	0	0	0	0	0	0	0	0	0	0	0	0	0	0
63	4	0	2	2	0	0	0	0	0	0	0	0	0	0	0	0	0	0	0	0	0	0	0	0	0	0
64	0	0	0	0	0	0	0	0	0	0	0	0	0	0	0	0	0	0	0	0	0	0	0	0	0	0
65	1	0	0	1	0	0	0	0	0	0	0	0	0	0	0	0	0	0	0	0	0	0	0	0	0	0
66	0	0	0	0	0	0	0	0	0	0	0	0	0	0	0	0	0	0	0	0	0	0	0	0	0	0
67	0	0	0	0	0	0	0	0	0	0	0	0	0	0	0	0	0	0	0	0	0	0	0	0	0	0
68	1	0	1	0	0	0	0	0	0	0	0	0	0	0	0	0	0	0	0	0	0	0	0	0	0	0
69	0	0	0	0	0	0	0	0	0	0	0	0	0	0	0	0	0	0	0	0	0	0	0	0	0	0
70+	0	0	0	0	0	0	0	0	0	0	0	0	0	0	0	0	0	0	0	0	0	0	0	0	0	0
UNK	15	0	0	0	0	0	0	1	1	0	0	0	0	0	1	0	1	3	3	1	2	0	0	2	0	0
TOT	102,584	1	29	80	112	101	3,543	7,486	7,725	3,829	556	56	434	1,485	1,531	739	45	9,291	21,718	24,885	11,469	2,584	2,424	1,776	495	190
AVG	40.3	51.0	59.1	57.8	56.1	52.3	50.3	45.1	42.4	39.1	32.7	25.5	47.8	43.9	40.7	39.9	38.6	46.1	40.9	39.5	38.3	27.7	23.2	22.0	20.9	21.6

OFFICERS: AVE/ 43.6

ENLISTED: AVE/ 39.0

## Number of Military Retirees Receiving Retired Pay as of September 30, 2015 by Rank and Age at Retirement

RETIRED AGE	MARINE CORPS										NON DISABILITY INCLUDING RESERVE RETIRED															
	TOTAL	UNK	O-10	O-9	O-8	O-7	O-6	O-5	O-4	O-3	O-2	O-1	W-5	W-4	W-3	W-2	W-1	E-9	E-8	E-7	E-6	E-5	E-4	E-3	E-2	E-1
17	0	0	0	0	0	0	0	0	0	0	0	0	0	0	0	0	0	0	0	0	0	0	0	0	0	0
18	0	0	0	0	0	0	0	0	0	0	0	0	0	0	0	0	0	0	0	0	0	0	0	0	0	0
19	0	0	0	0	0	0	0	0	0	0	0	0	0	0	0	0	0	0	0	0	0	0	0	0	0	0
20	0	0	0	0	0	0	0	0	0	0	0	0	0	0	0	0	0	0	0	0	0	0	0	0	0	0
21	0	0	0	0	0	0	0	0	0	0	0	0	0	0	0	0	0	0	0	0	0	0	0	0	0	0
22	0	0	0	0	0	0	0	0	0	0	0	0	0	0	0	0	0	0	0	0	0	0	0	0	0	0
23	0	0	0	0	0	0	0	0	0	0	0	0	0	0	0	0	0	0	0	0	0	0	0	0	0	0
24	0	0	0	0	0	0	0	0	0	0	0	0	0	0	0	0	0	0	0	0	0	0	0	0	0	0
25	0	0	0	0	0	0	0	0	0	0	0	0	0	0	0	0	0	0	0	0	0	0	0	0	0	0
26	0	0	0	0	0	0	0	0	0	0	0	0	0	0	0	0	0	0	0	0	0	0	0	0	0	0
27	0	0	0	0	0	0	0	0	0	0	0	0	0	0	0	0	0	0	0	0	0	0	0	0	0	0
28	0	0	0	0	0	0	0	0	0	0	0	0	0	0	0	0	0	0	0	0	0	0	0	0	0	0
29	0	0	0	0	0	0	0	0	0	0	0	0	0	0	0	0	0	0	0	0	0	0	0	0	0	0
30	0	0	0	0	0	0	0	0	0	0	0	0	0	0	0	0	0	0	0	0	0	0	0	0	0	0
31	0	0	0	0	0	0	0	0	0	0	0	0	0	0	0	0	0	0	0	0	0	0	0	0	0	0
32	13	0	0	0	0	0	0	0	0	0	0	0	0	0	0	0	0	0	1	2	10	0	0	0	0	0
33	170	0	0	0	0	0	0	0	0	2	0	0	0	0	1	0	0	0	0	28	139	0	0	0	0	0
34	307	0	0	0	0	0	0	0	0	11	0	0	0	0	1	0	0	0	1	65	229	0	0	0	0	0
35	384	0	0	0	0	0	0	0	0	8	1	0	0	0	1	0	0	0	4	106	259	5	0	0	0	0
36	1,119	0	0	0	0	0	0	0	10	58	18	0	0	1	1	2	1	7	160	470	386	5	0	0	0	0
37	5,180	0	0	0	0	0	0	0	110	306	61	2	0	14	51	53	8	38	1,171	2,326	1,008	31	1	0	0	0
38	13,647	0	0	0	0	0	0	11	335	695	81	1	1	64	246	174	10	103	3,039	6,021	2,801	59	4	0	1	1
39	12,407	0	0	0	0	0	0	35	381	613	54	0	1	106	259	159	13	207	3,468	5,076	1,981	44	2	6	0	2
40	9,919	0	0	0	0	0	0	79	528	448	37	0	7	120	257	103	4	294	3,250	3,627	1,127	32	3	2	0	1
41	8,152	0	0	0	0	0	2	356	1,109	304	17	0	4	140	211	69	2	381	2,536	2,250	735	27	2	4	0	3
42	7,898	0	0	0	0	0	2	1,068	1,775	243	9	0	8	135	143	51	2	485	2,047	1,403	504	17	4	0	0	2
43	6,217	0	0	0	0	0	3	1,077	1,156	161	10	0	24	132	96	33	0	655	1,585	906	367	11	1	0	0	0
44	5,028	0	0	0	0	0	17	1,004	742	134	4	0	21	130	87	20	2	738	1,265	620	237	5	1	1	0	0
45	3,977	0	0	0	0	0	61	871	484	76	0	0	27	126	40	17	0	737	991	406	138	3	0	0	0	0
46	3,049	0	0	0	0	0	149	722	295	61	1	0	31	97	31	9	0	712	584	253	102	2	0	0	0	0
47	2,970	0	0	0	0	0	283	586	213	51	0	0	42	100	20	5	0	1,073	363	154	77	3	0	0	0	0
48	3,017	0	0	0	0	2	404	460	133	33	1	0	102	100	14	3	0	1,404	212	104	43	2	0	0	0	0
49	2,232	0	0	0	0	4	468	374	89	22	0	0	46	76	10	4	0	920	133	66	18	1	0	0	0	1
50	1,485	0	0	0	1	13	426	258	45	14	1	0	44	42	7	1	0	512	83	27	10	1	0	0	0	0
51	1,117	1	0	0	0	18	504	144	26	11	0	0	23	21	1	0	0	283	57	23	5	0	0	0	0	0
52	942	0	0	1	2	19	530	110	14	7	0	0	13	13	3	1	0	184	36	7	2	0	0	0	0	0
53	566	0	0	3	7	17	309	72	8	2	1	0	8	7	1	1	0	109	15	5	1	0	0	0	0	0
54	339	0	0	4	9	13	125	51	9	1	0	0	6	6	0	0	0	92	17	5	1	0	0	0	0	0
55	227	0	1	7	25	9	86	18	3	2	0	0	6	7	0	0	0	54	7	2	0	0	0	0	0	0
56	140	0	4	8	25	3	57	10	2	0	0	0	2	3	0	1	0	21	3	1	0	0	0	0	0	0
57	123	0	2	12	17	3	40	10	2	2	0	0	4	2	0	1	0	23	2	3	0	0	0	0	0	0
58	82	0	4	14	20	0	15	16	0	1	0	0	1	2	0	0	0	5	1	2	1	0	0	0	0	0
59	97	0	7	13	9	1	26	11	3	0	0	0	2	3	0	0	0	11	9	2	0	0	0	0	0	0
60	7,889	2	0	3	22	11	1,552	1,809	806	18	0	0	65	437	83	33	0	963	1,220	692	171	2	0	0	0	0
61	34	0	3	5	1	0	7	4	2	0	0	0	4	1	0	0	0	2	1	2	2	0	0	0	0	0
62	27	0	3	7	2	0	3	5	2	0	0	0	0	1	0	0	0	2	1	1	0	0	0	0	0	0
63	7	0	2	2	0	0	0	1	0	0	0	0	0	1	1	0	0	0	0	0	0	0	0	0	0	0
64	0	0	0	0	0	0	0	0	0	0	0	0	0	0	0	0	0	0	0	0	0	0	0	0	0	0
65	2	0	0	1	0	0	0	0	0	0	0	0	0	0	0	0	0	0	1	0	0	0	0	0	0	0
66	1	0	0	0	0	0	1	0	0	0	0	0	0	0	0	0	0	0	0	0	0	0	0	0	0	0
67	0	0	0	0	0	0	0	0	0	0	0	0	0	0	0	0	0	0	0	0	0	0	0	0	0	0
68	1	0	1	0	0	0	0	0	0	0	0	0	0	0	0	0	0	0	0	0	0	0	0	0	0	0
69	0	0	0	0	0	0	0	0	0	0	0	0	0	0	0	0	0	0	0	0	0	0	0	0	0	0
70+	0	0	0	0	0	0	0	0	0	0	0	0	0	0	0	0	0	0	0	0	0	0	0	0	0	0
UNK	13	0	0	0	0	0	0	1	1	0	0	0	0	0	1	0	0	1	3	3	1	2	0	0	0	0
TOT	98,778	3	27	80	140	113	5,070	9,163	8,283	3,284	296	3	492	1,887	1,564	742	42	10,016	22,266	24,658	10,355	252	18	13	1	10
AVG	43.3	57.0	59.3	57.9	56.8	53.1	53.3	48.1	44.2	40.3	38.8	37.3	49.5	47.7	41.8	40.9	38.9	47.5	42.0	40.2	39.4	39.7	40.2	40.2	38.0	41.2

OFFICERS: AVE/ 46.6

ENLISTED: AVE/ 41.7

Number of Military Retirees Receiving Retired Pay as of September 30, 2015 by Rank and Age at Retirement

Table with columns: RETIRED AGE, MARINE CORPS (TOTAL, UNK, O-10 to O-2), NON DISABILITY EXCLUDING RESERVE RETIRED (W-5 to W-1, E-9 to E-1). Rows list ages from 17 to 70+, plus UNK, with corresponding counts for each rank category. Includes summary rows for TOT and AVG.

OFFICERS: AVE/ 44.1

ENLISTED: AVE/ 40.9

## Number of Military Retirees Receiving Retired Pay as of September 30, 2015 by Rank and Age at Retirement

RETIRED AGE	MARINE CORPS													DISABILITY ONLY												
	TOTAL	UNK	O-10	O-9	O-8	O-7	O-6	O-5	O-4	O-3	O-2	O-1	W-5	W-4	W-3	W-2	W-1	E-9	E-8	E-7	E-6	E-5	E-4	E-3	E-2	E-1
17	5	0	0	0	0	0	0	0	0	0	0	0	0	0	0	0	0	0	0	0	0	0	0	0	1	4
18	93	0	0	0	0	0	0	0	0	0	0	0	0	0	0	0	0	0	0	0	0	1	2	16	49	25
19	476	0	0	0	0	0	0	0	0	0	0	0	0	0	0	0	0	0	0	0	9	113	192	111	51	
20	861	0	0	0	0	0	0	0	0	0	0	0	0	0	0	0	0	0	0	0	69	278	352	120	42	
21	1,074	0	0	0	0	0	0	0	0	0	1	0	0	0	0	0	0	0	0	0	1	145	408	418	81	20
22	943	0	0	0	0	0	0	0	0	0	7	4	0	0	0	0	0	0	0	0	2	190	395	290	45	10
23	798	0	0	0	0	0	0	0	0	2	40	13	0	0	0	0	0	0	0	0	9	182	347	173	25	7
24	733	0	0	0	0	0	0	0	0	7	61	13	0	0	0	0	0	0	0	22	199	276	123	26	6	
25	586	0	0	0	0	0	0	0	0	21	51	9	0	0	0	0	0	0	0	27	232	171	62	11	2	
26	559	0	0	0	0	0	0	0	1	43	42	1	0	0	0	0	0	0	2	50	234	136	40	8	2	
27	525	0	0	0	0	0	0	0	0	34	14	5	0	0	0	0	0	0	4	80	253	92	36	3	4	
28	411	0	0	0	0	0	0	0	0	38	9	4	0	0	0	0	1	0	4	110	170	51	22	0	2	
29	380	0	0	0	0	0	0	0	1	30	8	2	0	0	0	0	0	0	11	98	164	47	11	5	3	
30	383	0	0	0	0	0	0	0	2	44	5	1	0	0	0	0	0	1	19	125	139	38	7	2	0	
31	331	0	0	0	0	0	0	0	2	60	5	0	0	0	0	0	0	0	27	105	102	23	6	0	1	
32	280	0	0	0	0	0	0	0	6	28	3	1	0	0	2	0	0	0	34	116	79	9	2	0	0	
33	193	0	0	0	0	0	0	0	9	22	1	0	0	0	2	0	0	2	37	72	35	7	5	1	0	
34	207	0	0	0	0	0	0	0	11	24	1	0	0	1	3	0	0	2	41	74	44	4	1	1	0	
35	180	0	0	0	0	0	0	0	14	21	0	0	0	0	1	2	0	0	41	71	22	3	0	1	1	
36	145	0	0	0	0	0	0	0	11	16	1	0	0	2	3	0	0	7	43	38	22	2	0	0	0	
37	251	0	0	0	0	0	0	0	17	24	5	0	0	2	3	1	2	56	83	44	9	2	0	0	0	
38	447	0	0	0	0	0	0	1	25	38	2	0	0	3	10	5	0	127	154	65	12	0	0	0	0	
39	405	0	0	0	0	0	0	5	26	35	3	0	0	3	10	1	11	105	135	59	10	0	1	0	0	
40	333	0	0	0	0	0	0	5	17	24	0	0	0	5	8	2	0	114	100	32	7	1	3	0	0	
41	203	0	0	0	0	0	0	5	16	16	1	0	1	3	4	0	0	18	58	47	29	1	0	3	1	0
42	205	0	0	0	0	0	1	27	26	11	0	0	0	1	4	2	0	19	38	61	15	0	0	0	0	0
43	182	0	0	0	0	0	1	20	22	6	0	0	1	10	1	2	0	19	55	26	16	3	0	0	0	0
44	151	0	0	0	0	0	4	13	20	3	0	0	2	3	3	1	0	31	40	22	8	1	0	0	0	0
45	116	0	0	0	0	0	1	22	10	6	0	0	1	5	1	0	0	23	22	14	10	0	0	0	0	0
46	81	0	0	0	0	0	6	10	10	5	0	0	0	1	2	0	0	21	18	6	2	0	0	0	0	0
47	69	0	0	0	0	0	3	15	6	2	0	0	3	2	0	0	0	20	11	6	1	0	0	0	0	0
48	57	0	0	0	0	0	11	6	2	1	0	0	1	1	1	0	22	6	3	2	0	0	0	0	0	0
49	42	0	0	0	0	0	4	9	2	0	0	0	0	2	0	0	0	13	8	2	2	0	0	0	0	0
50	32	0	0	0	0	0	11	5	0	0	0	0	0	0	0	0	0	15	1	0	0	0	0	0	0	0
51	24	0	0	0	0	0	8	5	0	0	0	0	1	0	0	0	0	8	2	0	0	0	0	0	0	0
52	17	0	0	0	0	0	4	2	1	1	0	0	0	0	0	0	0	4	3	2	0	0	0	0	0	0
53	14	0	0	0	0	1	7	1	0	1	0	0	0	0	0	0	0	1	0	1	1	0	1	0	0	0
54	8	0	0	0	0	0	3	2	0	0	0	0	0	0	0	0	0	2	0	0	0	0	0	0	1	0
55	5	0	0	0	0	0	3	1	0	0	0	0	0	0	0	0	0	0	0	0	1	0	0	0	0	0
56	4	0	1	1	0	0	0	0	0	0	0	0	0	1	0	0	0	1	0	0	0	0	0	0	0	0
57	2	0	1	0	0	0	0	0	0	0	0	0	0	0	0	0	0	0	1	0	0	0	0	0	0	0
58	2	0	0	0	0	0	1	0	0	0	0	0	1	0	0	0	0	0	0	0	0	0	0	0	0	0
59	0	0	0	0	0	0	0	0	0	0	0	0	0	0	0	0	0	0	0	0	0	0	0	0	0	0
60	1	0	0	0	0	0	1	0	0	0	0	0	0	0	0	0	0	0	0	0	0	0	0	0	0	0
61	0	0	0	0	0	0	0	0	0	0	0	0	0	0	0	0	0	0	0	0	0	0	0	0	0	0
62	0	0	0	0	0	0	0	0	0	0	0	0	0	0	0	0	0	0	0	0	0	0	0	0	0	0
63	0	0	0	0	0	0	0	0	0	0	0	0	0	0	0	0	0	0	0	0	0	0	0	0	0	0
64	0	0	0	0	0	0	0	0	0	0	0	0	0	0	0	0	0	0	0	0	0	0	0	0	0	0
65	0	0	0	0	0	0	0	0	0	0	0	0	0	0	0	0	0	0	0	0	0	0	0	0	0	0
66	0	0	0	0	0	0	0	0	0	0	0	0	0	0	0	0	0	0	0	0	0	0	0	0	0	0
67	0	0	0	0	0	0	0	0	0	0	0	0	0	0	0	0	0	0	0	0	0	0	0	0	0	0
68	0	0	0	0	0	0	0	0	0	0	0	0	0	0	0	0	0	0	0	0	0	0	0	0	0	0
69	0	0	0	0	0	0	0	0	0	0	0	0	0	0	0	0	0	0	0	0	0	0	0	0	0	0
70+	0	0	0	0	0	0	0	0	0	0	0	0	0	0	0	0	0	0	0	0	0	0	0	0	0	0
UNK	2	0	0	0	0	0	0	0	0	0	0	0	0	0	0	0	0	0	0	0	0	0	0	0	2	0
TOT	11,816	0	2	1	0	1	69	154	257	563	260	53	11	42	51	30	3	250	680	925	1,287	2,334	2,406	1,763	494	180
AVG	28.6	0.0	56.5	56.0	0.0	53.0	49.7	44.9	39.7	32.9	25.8	24.8	46.8	42.8	39.9	37.9	34.7	44.9	40.5	37.9	32.4	26.4	23.1	21.8	20.9	20.5

OFFICERS: AVE/ 35.4

ENLISTED: AVE/ 27.7











## Number of Military Retirees Receiving Retired Pay as of September 30, 2015 by Rank and Age at Retirement

RETIRED AGE	AIR FORCE													DISABILITY ONLY												
	TOTAL	UNK	O-10	O-9	O-8	O-7	O-6	O-5	O-4	O-3	O-2	O-1	W-5	W-4	W-3	W-2	W-1	E-9	E-8	E-7	E-6	E-5	E-4	E-3	E-2	E-1
17	1	0	0	0	0	0	0	0	0	0	0	0	0	0	0	0	0	0	0	0	0	0	0	0	1	0
18	20	0	0	0	0	0	0	0	0	0	0	0	0	0	0	0	0	0	0	0	0	0	0	8	6	6
19	117	2	0	0	0	0	0	0	0	0	0	0	0	0	0	1	0	0	0	0	0	0	3	61	36	14
20	272	0	0	0	0	0	0	0	0	3	2	0	0	0	0	3	0	0	0	0	0	0	41	173	35	15
21	419	1	0	0	0	0	0	0	0	1	6	12	0	0	0	3	0	0	0	0	0	3	161	198	29	5
22	582	0	0	0	0	0	0	0	0	2	17	17	0	0	0	6	0	0	0	0	0	22	332	165	17	4
23	630	1	0	0	0	0	0	0	0	9	24	17	0	0	0	2	0	0	0	0	0	67	404	95	8	3
24	596	0	0	0	0	0	0	0	1	6	57	18	0	0	0	3	0	0	0	0	0	117	320	69	3	2
25	569	0	0	0	0	0	0	0	2	13	73	12	0	0	0	2	0	0	0	3	166	242	52	3	1	
26	567	0	0	0	0	0	0	1	1	62	58	5	0	0	0	0	0	0	0	8	212	198	20	1	1	
27	594	0	0	0	0	0	0	1	1	91	32	6	0	0	0	0	0	0	0	17	265	166	13	1	1	
28	535	0	0	0	0	0	0	0	2	94	18	1	0	0	0	0	0	0	1	16	267	128	8	0	0	
29	583	0	0	0	0	0	0	0	1	115	14	2	0	0	0	0	0	0	0	56	306	73	16	0	0	
30	556	0	0	0	0	0	0	0	1	112	6	3	0	0	0	0	0	0	5	74	292	62	1	0	0	
31	523	0	0	0	0	0	0	0	7	99	6	1	0	0	0	0	0	0	9	98	262	36	5	0	0	
32	498	0	0	0	0	0	0	0	21	95	2	0	0	0	0	0	0	0	14	140	200	23	3	0	0	
33	526	0	0	0	0	0	0	0	24	96	4	2	0	0	0	0	0	0	21	164	201	14	0	0	0	
34	554	0	0	0	0	0	0	1	47	73	1	0	0	0	0	0	0	2	48	210	156	16	0	0	0	
35	488	0	0	0	0	0	0	0	45	62	4	0	0	0	0	0	1	3	45	200	122	6	0	0	0	
36	546	0	0	0	0	0	0	5	58	67	2	0	0	0	0	0	2	5	93	203	106	5	0	0	0	
37	668	0	0	0	0	0	0	4	58	35	5	0	0	0	0	0	1	20	143	277	121	4	0	0	0	
38	906	0	0	0	0	0	0	9	79	69	1	0	0	1	1	0	0	5	41	256	325	112	7	0	0	
39	1,081	0	0	0	0	0	1	22	67	59	1	0	0	1	0	0	17	68	433	308	102	1	0	1	0	
40	1,007	0	0	0	0	0	1	31	71	51	1	1	0	0	1	0	20	64	395	288	78	4	0	0	0	
41	925	0	0	0	0	0	3	53	83	49	1	0	0	0	0	0	20	74	384	197	57	3	1	0	0	
42	785	0	0	0	0	0	5	62	89	50	1	0	0	0	0	0	20	75	294	148	40	1	0	0	0	
43	660	0	0	0	0	0	5	63	92	22	0	0	0	1	0	0	27	62	247	112	27	2	0	0	0	
44	580	0	0	0	0	0	17	81	75	24	2	0	0	0	0	0	29	56	198	78	20	0	0	0	0	
45	547	0	0	0	0	0	23	75	60	17	0	0	0	0	0	0	36	71	174	65	22	4	0	0	0	
46	410	0	0	0	0	0	26	68	42	13	0	1	0	1	0	0	39	48	109	56	6	1	0	0	0	
47	323	0	0	0	0	0	32	54	27	8	0	0	0	0	0	0	35	29	81	45	11	1	0	0	0	
48	308	0	0	0	1	1	28	57	21	6	0	0	0	0	0	0	30	34	87	33	10	0	0	0	0	
49	232	0	0	0	0	0	34	46	16	5	0	0	0	2	0	0	25	24	56	20	4	0	0	0	0	
50	211	0	0	0	0	3	29	48	14	11	0	0	0	1	0	0	19	21	46	16	3	0	0	0	0	
51	170	0	0	0	1	0	30	30	8	6	0	0	0	1	0	0	11	19	47	14	3	0	0	0	0	
52	142	0	0	0	0	0	24	29	12	2	0	0	0	0	0	0	18	12	27	13	5	0	0	0	0	
53	121	0	0	0	1	0	19	15	5	3	0	0	0	1	0	0	9	16	29	20	3	0	0	0	0	
54	101	0	0	0	2	0	11	17	7	0	0	0	0	1	0	0	7	13	24	17	2	0	0	0	0	
55	91	0	0	0	0	0	15	8	5	0	0	0	0	0	0	0	11	10	29	10	3	0	0	0	0	
56	63	0	0	1	0	0	7	7	1	4	0	0	0	0	0	0	4	12	19	8	0	0	0	0	0	
57	63	0	0	0	0	0	2	11	4	1	0	0	0	0	0	0	5	13	16	11	0	0	0	0	0	
58	42	0	0	0	0	0	1	7	2	0	0	0	0	0	0	0	5	9	13	5	0	0	0	0	0	
59	34	0	0	0	0	0	5	4	3	0	0	0	0	0	0	0	4	8	7	3	0	0	0	0	0	
60	23	0	0	0	0	0	3	0	1	0	0	0	0	0	0	0	3	4	10	1	1	0	0	0	0	
61	10	0	0	0	1	1	1	4	0	0	0	0	0	0	0	0	0	2	1	0	0	0	0	0	0	
62	8	0	0	0	0	0	3	1	1	0	0	0	0	0	0	0	0	0	3	0	0	0	0	0	0	
63	2	0	0	0	0	0	0	1	0	0	0	0	0	0	0	0	0	1	0	0	0	0	0	0	0	
64	0	0	0	0	0	0	0	0	0	0	0	0	0	0	0	0	0	0	0	0	0	0	0	0	0	
65	0	0	0	0	0	0	0	0	0	0	0	0	0	0	0	0	0	0	0	0	0	0	0	0	0	
66	2	0	0	0	0	0	1	1	0	0	0	0	0	0	0	0	0	0	0	0	0	0	0	0	0	
67	1	0	0	0	0	0	1	0	0	0	0	0	0	0	0	0	0	0	0	0	0	0	0	0	0	
68	0	0	0	0	0	0	0	0	0	0	0	0	0	0	0	0	0	0	0	0	0	0	0	0	0	
69	0	0	0	0	0	0	0	0	0	0	0	0	0	0	0	0	0	0	0	0	0	0	0	0	0	
70+	0	0	0	0	0	0	0	0	0	0	0	0	0	0	0	0	0	0	0	0	0	0	0	0	0	
UNK	0	0	0	0	0	0	0	0	0	0	0	0	0	0	0	0	0	0	0	0	0	0	0	0	0	
TOT	18,692	4	0	1	6	5	327	816	1,054	1,432	339	100	0	10	2	1	20	403	814	3,365	3,260	3,394	2,258	888	141	52
AVG	35.6	20.5	0.0	56.0	53.5	51.8	49.5	46.1	41.0	33.9	26.2	24.4	0.0	47.2	39.0	40.0	22.1	46.5	44.5	42.0	38.2	31.5	24.9	22.0	20.7	20.4

OFFICERS: AVE/ 38.5

ENLISTED: AVE/ 34.8









Number of Military Retirees Receiving Retired Pay as of September 30, 2015 by Rank and Age at Retirement

Table with columns for RETIRED AGE, DOD TOTAL, and DISABILITY ONLY. It lists counts for various ranks (O-10 to O-1, W-5 to W-1, E-9 to E-1) across ages 17 to 70+ and UNK.

OFFICERS: AVE/ 38.0

ENLISTED: AVE/ 33.1

### Number of Military Retirees Receiving Retired Pay as of September 30, 2015 by Rank and Years of Service

YOS	ARMY										ALL RETIREES EXCLUDING RESERVE RETIRED															
	TOTAL	UNK	O-10	O-9	O-8	O-7	O-6	O-5	O-4	O-3	O-2	O-1	W-5	W-4	W-3	W-2	W-1	E-9	E-8	E-7	E-6	E-5	E-4	E-3	E-2	E-1
0	851	2	0	0	0	0	0	1	0	7	12	21	0	0	0	0	0	0	0	0	7	31	111	213	385	61
1	3,405	0	0	0	0	0	0	2	9	18	85	61	0	1	1	1	5	0	1	7	40	271	1,497	1,102	271	33
2	5,039	2	0	0	0	0	0	5	25	167	306	50	0	0	1	51	6	1	6	19	135	951	2,669	530	87	28
3	5,021	2	0	0	0	0	2	11	25	300	286	37	0	0	1	41	3	1	14	41	166	1,096	2,675	237	46	37
4	4,608	1	0	0	1	0	1	13	40	407	114	17	0	3	6	30	4	4	22	79	290	1,641	1,750	112	49	24
5	4,244	3	0	0	0	0	4	24	37	356	67	12	0	4	6	36	3	8	32	132	485	1,907	1,029	70	14	15
6	4,128	3	0	0	0	0	8	20	67	324	42	6	1	4	11	34	4	17	67	151	693	1,830	768	51	17	10
7	3,690	0	0	0	0	0	4	35	80	278	40	1	0	7	12	36	4	28	78	180	933	1,411	524	24	7	8
8	3,448	0	0	0	0	1	8	46	93	247	20	2	0	8	13	29	0	32	81	267	1,093	1,142	324	30	6	6
9	3,042	0	0	0	0	0	11	35	101	226	14	2	2	8	16	36	5	35	85	248	1,123	882	195	13	4	1
10	2,663	0	0	0	0	0	10	43	105	189	13	2	0	12	14	35	3	32	97	284	1,043	647	128	5	1	0
11	2,364	0	0	0	0	0	7	41	106	152	13	1	2	5	19	38	3	30	82	361	903	505	86	4	2	4
12	2,103	0	0	0	0	0	13	41	151	115	14	2	1	9	23	29	2	18	64	351	817	395	49	7	1	1
13	1,805	0	0	0	0	0	13	41	130	89	11	2	3	8	18	43	1	14	79	355	667	288	38	4	1	0
14	1,657	0	0	0	0	0	10	39	128	83	4	1	0	9	15	41	1	23	59	411	609	202	20	1	1	0
15	6,593	0	0	0	0	0	58	179	510	239	11	0	3	20	65	119	1	41	233	1,338	1,818	1,941	15	2	0	0
16	5,116	0	0	0	1	0	39	133	723	188	11	1	0	27	50	117	1	30	215	1,523	1,667	380	10	0	0	0
17	5,651	0	0	0	0	0	30	148	994	126	7	1	2	18	64	124	2	25	184	1,771	1,755	395	3	0	1	1
18	5,197	0	0	0	0	0	39	125	697	77	5	0	3	23	56	65	0	40	247	1,987	1,473	355	3	0	1	1
19	3,191	0	0	0	0	0	31	135	504	56	6	1	2	15	48	42	1	23	209	1,297	653	161	5	1	0	1
20	233,786	0	0	6	5	7	2,402	16,617	15,999	2,662	132	15	201	2,856	7,145	4,307	45	1,686	31,695	89,863	50,953	6,820	300	32	9	29
21	53,924	0	0	0	6	7	1,042	6,545	2,370	405	40	3	95	1,173	2,179	686	9	1,314	12,247	21,764	3,725	269	28	4	1	12
22	45,722	0	0	0	3	4	1,020	6,309	1,353	330	18	1	86	1,156	1,503	430	2	1,908	10,914	18,378	2,211	78	12	0	2	4
23	25,522	0	0	1	4	8	1,014	4,286	782	163	6	1	105	998	793	178	4	1,843	7,175	6,658	1,466	27	3	2	2	3
24	23,956	0	0	1	2	15	1,330	3,202	566	131	13	0	103	982	545	100	1	2,062	8,154	6,556	181	6	3	1	0	2
25	12,127	0	0	1	5	12	1,805	2,124	286	69	3	0	108	735	280	53	0	1,699	3,139	1,729	68	6	5	0	0	0
26	16,325	0	0	1	4	34	3,521	1,458	186	55	7	0	147	909	238	26	1	3,006	4,618	2,076	34	3	1	0	0	0
27	8,664	0	0	2	7	26	2,619	964	91	45	3	0	143	573	124	7	0	1,960	1,837	244	15	4	0	0	0	0
28	6,837	0	0	2	10	59	2,256	1,143	42	18	0	1	137	469	69	6	0	1,765	778	68	14	0	0	0	0	0
29	5,526	0	0	3	13	82	1,942	299	19	17	1	0	141	417	48	3	0	1,641	852	35	13	0	0	0	0	0
30	10,505	0	0	8	36	145	3,941	257	38	51	2	0	242	644	44	0	0	4,780	279	32	6	0	0	0	0	0
31	1,749	0	1	11	65	86	683	113	13	1	1	0	186	128	14	0	0	414	22	8	3	0	0	0	0	0
32	1,260	0	2	32	88	70	315	69	7	3	0	0	107	77	3	0	0	475	12	0	0	0	0	0	0	0
33	639	0	3	48	112	40	184	32	2	1	0	0	65	42	0	0	0	96	10	2	1	0	1	0	0	0
34	530	0	8	47	109	19	152	19	2	0	0	0	63	37	0	0	0	71	1	2	0	0	0	0	0	0
35	420	0	19	62	68	8	78	16	1	0	0	0	54	28	0	0	0	86	0	0	0	0	0	0	0	0
36	208	0	10	36	34	3	44	7	0	0	0	0	45	15	0	0	0	13	1	0	0	0	0	0	0	0
37	128	0	15	31	18	4	23	3	0	0	0	0	27	4	0	0	0	3	0	0	0	0	0	0	0	0
38	94	0	6	18	6	3	21	0	1	0	0	0	31	5	0	0	0	0	1	2	0	0	0	0	0	0
39	57	0	9	12	3	2	9	2	1	0	0	0	17	1	0	0	0	1	0	0	0	0	0	0	0	0
40	46	0	2	3	1	0	12	0	0	0	0	0	21	3	0	0	0	0	2	2	0	0	0	0	0	0
41	17	0	0	2	2	0	3	0	0	0	0	0	8	2	0	0	0	0	0	0	0	0	0	0	0	0
42	13	0	0	0	1	0	1	0	0	0	0	0	9	1	0	0	0	1	0	0	0	0	0	0	0	0
43+	10	0	1	0	0	0	3	0	0	0	0	0	4	1	0	0	0	1	0	0	0	0	0	0	0	0
UNK	786	0	0	0	0	0	43	38	208	56	2	0	0	0	7	18	0	1	22	195	140	56	0	0	0	0
<b>TOT</b>	<b>522,667</b>	<b>13</b>	<b>76</b>	<b>327</b>	<b>604</b>	<b>635</b>	<b>24,751</b>	<b>44,620</b>	<b>26,492</b>	<b>7,651</b>	<b>1,309</b>	<b>241</b>	<b>2,164</b>	<b>11,437</b>	<b>13,431</b>	<b>6,761</b>	<b>111</b>	<b>25,228</b>	<b>83,614</b>	<b>158,416</b>	<b>75,200</b>	<b>23,700</b>	<b>12,252</b>	<b>2,445</b>	<b>908</b>	<b>281</b>
<b>AVG</b>	<b>20.6</b>	<b>4.1</b>	<b>36.7</b>	<b>34.7</b>	<b>33.0</b>	<b>30.1</b>	<b>26.7</b>	<b>22.3</b>	<b>20.2</b>	<b>15.5</b>	<b>7.6</b>	<b>4.9</b>	<b>28.3</b>	<b>24.1</b>	<b>21.4</b>	<b>19.8</b>	<b>15.2</b>	<b>26.3</b>	<b>22.3</b>	<b>21.0</b>	<b>19.0</b>	<b>12.3</b>	<b>4.7</b>	<b>2.8</b>	<b>2.1</b>	<b>6.5</b>

OFFICERS: AVE/ 22.3

ENLISTED: AVE/ 20.0



# Number of Military Retirees Receiving Retired Pay as of September 30, 2015 by Rank and Years of Service

YOS	ARMY										NON DISABILITY RETIREES EXCLUDING RESERVE RETIRED															
	TOTAL	UNK	O-10	O-9	O-8	O-7	O-6	O-5	O-4	O-3	O-2	O-1	W-5	W-4	W-3	W-2	W-1	E-9	E-8	E-7	E-6	E-5	E-4	E-3	E-2	E-1
0	0	0	0	0	0	0	0	0	0	0	0	0	0	0	0	0	0	0	0	0	0	0	0	0	0	0
1	0	0	0	0	0	0	0	0	0	0	0	0	0	0	0	0	0	0	0	0	0	0	0	0	0	0
2	0	0	0	0	0	0	0	0	0	0	0	0	0	0	0	0	0	0	0	0	0	0	0	0	0	0
3	0	0	0	0	0	0	0	0	0	0	0	0	0	0	0	0	0	0	0	0	0	0	0	0	0	0
4	0	0	0	0	0	0	0	0	0	0	0	0	0	0	0	0	0	0	0	0	0	0	0	0	0	0
5	0	0	0	0	0	0	0	0	0	0	0	0	0	0	0	0	0	0	0	0	0	0	0	0	0	0
6	0	0	0	0	0	0	0	0	0	0	0	0	0	0	0	0	0	0	0	0	0	0	0	0	0	0
7	0	0	0	0	0	0	0	0	0	0	0	0	0	0	0	0	0	0	0	0	0	0	0	0	0	0
8	0	0	0	0	0	0	0	0	0	0	0	0	0	0	0	0	0	0	0	0	0	0	0	0	0	0
9	0	0	0	0	0	0	0	0	0	0	0	0	0	0	0	0	0	0	0	0	0	0	0	0	0	0
10	0	0	0	0	0	0	0	0	0	0	0	0	0	0	0	0	0	0	0	0	0	0	0	0	0	0
11	0	0	0	0	0	0	0	0	0	0	0	0	0	0	0	0	0	0	0	0	0	0	0	0	0	0
12	0	0	0	0	0	0	0	0	0	0	0	0	0	0	0	0	0	0	0	0	0	0	0	0	0	0
13	0	0	0	0	0	0	0	0	0	0	0	0	0	0	0	0	0	0	0	0	0	0	0	0	0	0
14	0	0	0	0	0	0	0	0	0	0	0	0	0	0	0	0	0	0	0	0	0	0	0	0	0	0
15	5,221	0	0	0	0	0	47	145	405	170	8	1	10	48	91	0	30	176	970	1,336	1,784	0	0	0	0	0
16	3,856	0	0	0	1	0	32	94	645	133	8	0	16	33	89	0	18	131	1,142	1,218	296	0	0	0	0	0
17	4,621	0	0	0	0	0	25	100	939	92	3	0	12	48	110	1	16	115	1,419	1,413	327	0	0	0	0	0
18	4,213	0	0	0	0	0	27	86	637	54	4	0	2	18	28	52	0	31	151	1,632	1,186	301	2	0	1	1
19	2,481	0	0	0	0	0	23	93	467	38	5	0	1	10	24	27	0	16	113	1,033	498	128	4	0	0	1
20	230,042	0	0	5	5	7	2,378	16,433	15,853	2,585	121	14	199	2,809	7,026	4,240	45	1,635	31,120	88,272	50,202	6,735	291	32	8	27
21	52,058	0	0	0	6	7	1,025	6,431	2,305	374	33	3	94	1,134	2,110	665	9	1,258	11,865	20,982	3,462	253	25	4	1	12
22	44,357	0	0	0	3	4	995	6,196	1,296	301	16	1	84	1,120	1,455	419	2	1,851	10,586	17,858	2,083	71	11	0	1	4
23	24,614	0	0	1	4	8	983	4,220	746	152	4	1	102	962	771	170	3	1,766	6,938	6,345	1,406	22	3	2	2	3
24	23,296	0	0	1	2	14	1,303	3,144	553	110	12	0	101	946	521	97	1	1,999	7,976	6,354	153	4	2	1	0	2
25	11,651	0	0	1	5	12	1,776	2,074	269	62	3	0	108	704	275	50	0	1,641	3,000	1,604	59	5	3	0	0	0
26	16,002	0	0	1	4	33	3,486	1,438	174	47	7	0	146	888	234	25	1	2,936	4,510	2,037	31	3	1	0	0	0
27	8,428	0	0	2	6	26	2,585	942	89	44	3	0	139	554	120	6	0	1,904	1,763	230	11	4	0	0	0	0
28	6,668	0	0	2	10	57	2,223	1,125	39	18	0	1	136	451	67	6	0	1,721	738	62	12	0	0	0	0	0
29	5,425	0	0	3	13	81	1,926	292	15	17	0	0	137	408	47	3	0	1,601	838	33	11	0	0	0	0	0
30	10,399	0	0	8	36	141	3,916	254	36	51	2	0	237	637	43	0	0	4,736	270	26	6	0	0	0	0	0
31	1,706	0	1	11	65	84	672	111	13	1	1	0	184	123	14	0	0	397	20	7	2	0	0	0	0	0
32	1,233	0	2	32	88	70	306	67	7	3	0	0	106	71	3	0	0	470	8	0	0	0	0	0	0	0
33	626	0	3	48	112	38	180	32	2	1	0	0	60	41	0	0	0	95	10	2	1	0	1	0	0	0
34	522	0	8	47	107	19	151	19	2	0	0	0	62	37	0	0	0	69	0	1	0	0	0	0	0	0
35	415	0	19	62	67	8	76	16	1	0	0	0	53	27	0	0	0	86	0	0	0	0	0	0	0	0
36	204	0	10	36	33	3	43	7	0	0	0	0	44	14	0	0	0	13	1	0	0	0	0	0	0	0
37	125	0	15	31	17	4	23	3	0	0	0	0	26	3	0	0	0	3	0	0	0	0	0	0	0	0
38	92	0	6	18	6	3	20	0	1	0	0	0	31	4	0	0	0	0	1	2	0	0	0	0	0	0
39	56	0	9	12	3	2	9	2	1	0	0	0	16	1	0	0	0	1	0	0	0	0	0	0	0	0
40	44	0	2	3	1	0	11	0	0	0	0	0	20	3	0	0	0	0	2	2	0	0	0	0	0	0
41	17	0	0	2	2	0	3	0	0	0	0	0	8	2	0	0	0	0	0	0	0	0	0	0	0	0
42	13	0	0	0	1	0	1	0	0	0	0	0	9	1	0	0	0	1	0	0	0	0	0	0	0	0
43+	10	0	1	0	0	0	3	0	0	0	0	0	4	1	0	0	0	1	0	0	0	0	0	0	0	0
UNK	786	0	0	0	0	0	43	38	208	56	2	0	0	0	7	18	0	1	22	195	140	56	0	0	0	0
<b>TOT</b>	<b>459,181</b>	<b>0</b>	<b>76</b>	<b>326</b>	<b>597</b>	<b>621</b>	<b>24,291</b>	<b>43,362</b>	<b>24,703</b>	<b>4,309</b>	<b>232</b>	<b>20</b>	<b>2,111</b>	<b>11,007</b>	<b>12,874</b>	<b>6,068</b>	<b>62</b>	<b>24,296</b>	<b>80,354</b>	<b>150,208</b>	<b>63,230</b>	<b>9,989</b>	<b>343</b>	<b>39</b>	<b>13</b>	<b>50</b>
<b>AVG</b>	<b>22.1</b>	<b>0.0</b>	<b>36.7</b>	<b>34.7</b>	<b>33.0</b>	<b>30.1</b>	<b>26.7</b>	<b>22.5</b>	<b>20.7</b>	<b>20.9</b>	<b>21.1</b>	<b>21.3</b>	<b>28.4</b>	<b>24.2</b>	<b>21.6</b>	<b>20.8</b>	<b>21.0</b>	<b>26.5</b>	<b>22.4</b>	<b>21.2</b>	<b>20.4</b>	<b>19.4</b>	<b>20.8</b>	<b>20.9</b>	<b>21.0</b>	<b>21.2</b>

OFFICERS: AVE/ 23.1

ENLISTED: AVE/ 21.7

### Number of Military Retirees Receiving Retired Pay as of September 30, 2015 by Rank and Years of Service

YOS	ARMY											DISABILITY ONLY														
	TOTAL	UNK	O-10	O-9	O-8	O-7	O-6	O-5	O-4	O-3	O-2	O-1	W-5	W-4	W-3	W-2	W-1	E-9	E-8	E-7	E-6	E-5	E-4	E-3	E-2	E-1
0	851	2	0	0	0	0	0	1	0	7	12	21	0	0	0	0	0	0	0	0	7	31	111	213	385	61
1	3,405	0	0	0	0	0	0	2	9	18	85	61	0	1	1	1	5	0	1	7	40	271	1,497	1,102	271	33
2	5,039	2	0	0	0	0	0	5	25	167	306	50	0	0	1	51	6	1	6	19	135	951	2,669	530	87	28
3	5,021	2	0	0	0	0	2	11	25	300	286	37	0	0	1	41	3	1	14	41	166	1,096	2,675	237	46	37
4	4,608	1	0	0	1	0	1	13	40	407	114	17	0	3	6	30	4	4	22	79	290	1,641	1,750	112	49	24
5	4,244	3	0	0	0	0	4	24	37	356	67	12	0	4	6	36	3	8	32	132	485	1,907	1,029	70	14	15
6	4,128	3	0	0	0	0	8	20	67	324	42	6	1	4	11	34	4	17	67	151	693	1,830	768	51	17	10
7	3,690	0	0	0	0	0	4	35	80	278	40	1	0	7	12	36	4	28	78	180	933	1,411	524	24	7	8
8	3,448	0	0	0	0	1	8	46	93	247	20	2	0	8	13	29	0	32	81	267	1,093	1,142	324	30	6	6
9	3,042	0	0	0	0	0	11	35	101	226	14	2	2	8	16	36	5	35	85	248	1,123	882	195	13	4	1
10	2,663	0	0	0	0	0	10	43	105	189	13	2	0	12	14	35	3	32	97	284	1,043	647	128	5	1	0
11	2,364	0	0	0	0	0	7	41	106	152	13	1	2	5	19	38	3	30	82	361	903	505	86	4	2	4
12	2,103	0	0	0	0	0	13	41	151	115	14	2	1	9	23	29	2	18	64	351	817	395	49	7	1	1
13	1,805	0	0	0	0	0	13	41	130	89	11	2	3	8	18	43	1	14	79	355	667	288	38	4	1	0
14	1,657	0	0	0	0	0	10	39	128	83	4	1	0	9	15	41	1	23	59	411	609	202	20	1	1	0
15	1,372	0	0	0	0	0	11	34	105	69	3	0	2	10	17	28	1	11	57	368	482	157	15	2	0	0
16	1,260	0	0	0	0	0	7	39	78	55	3	1	0	11	17	28	1	12	84	381	449	84	10	0	0	0
17	1,030	0	0	0	0	0	5	48	55	34	4	1	1	6	16	14	1	9	69	352	342	68	3	0	1	1
18	984	0	0	0	0	0	12	39	60	23	1	0	1	5	28	13	0	9	96	355	287	54	1	0	0	0
19	710	0	0	0	0	0	8	42	37	18	1	1	1	5	24	15	1	7	96	264	155	33	1	1	0	0
20	3,744	0	0	1	0	0	24	184	146	77	11	1	2	47	119	67	0	51	575	1,591	751	85	9	0	1	2
21	1,866	0	0	0	0	0	17	114	65	31	7	0	1	39	69	21	0	56	382	782	263	16	3	0	0	0
22	1,365	0	0	0	0	0	25	113	57	29	2	0	2	36	48	11	0	57	328	520	128	7	1	0	1	0
23	908	0	0	0	0	0	31	66	36	11	2	0	3	36	22	8	1	77	237	313	60	5	0	0	0	0
24	660	0	0	0	0	1	27	58	13	21	1	0	2	36	24	3	0	63	178	202	28	2	1	0	0	0
25	476	0	0	0	0	0	29	50	17	7	0	0	0	31	5	3	0	58	139	125	9	1	2	0	0	0
26	323	0	0	0	0	1	35	20	12	8	0	0	1	21	4	1	0	70	108	39	3	0	0	0	0	0
27	236	0	0	0	1	0	34	22	2	1	0	0	4	19	4	1	0	56	74	14	4	0	0	0	0	0
28	169	0	0	0	0	2	33	18	3	0	0	0	1	18	2	0	0	44	40	6	2	0	0	0	0	0
29	101	0	0	0	0	1	16	7	4	0	1	0	4	9	1	0	0	40	14	2	2	0	0	0	0	0
30	106	0	0	0	0	4	25	3	2	0	0	0	5	7	1	0	0	44	9	6	0	0	0	0	0	0
31	43	0	0	0	0	2	11	2	0	0	0	0	2	5	0	0	0	17	2	1	1	0	0	0	0	0
32	27	0	0	0	0	0	9	2	0	0	0	0	1	6	0	0	0	5	4	0	0	0	0	0	0	0
33	13	0	0	0	0	2	4	0	0	0	0	0	5	1	0	0	0	1	0	0	0	0	0	0	0	0
34	8	0	0	0	2	0	1	0	0	0	0	0	1	0	0	0	0	2	1	1	0	0	0	0	0	0
35	5	0	0	0	1	0	2	0	0	0	0	0	1	1	0	0	0	0	0	0	0	0	0	0	0	0
36	4	0	0	0	1	0	1	0	0	0	0	0	1	1	0	0	0	0	0	0	0	0	0	0	0	0
37	3	0	0	0	1	0	0	0	0	0	0	0	1	1	0	0	0	0	0	0	0	0	0	0	0	0
38	2	0	0	0	0	0	1	0	0	0	0	0	0	1	0	0	0	0	0	0	0	0	0	0	0	0
39	1	0	0	0	0	0	0	0	0	0	0	0	1	0	0	0	0	0	0	0	0	0	0	0	0	0
40	2	0	0	0	0	0	1	0	0	0	0	0	1	0	0	0	0	0	0	0	0	0	0	0	0	0
41	0	0	0	0	0	0	0	0	0	0	0	0	0	0	0	0	0	0	0	0	0	0	0	0	0	0
42	0	0	0	0	0	0	0	0	0	0	0	0	0	0	0	0	0	0	0	0	0	0	0	0	0	0
43+	0	0	0	0	0	0	0	0	0	0	0	0	0	0	0	0	0	0	0	0	0	0	0	0	0	0
UNK	0	0	0	0	0	0	0	0	0	0	0	0	0	0	0	0	0	0	0	0	0	0	0	0	0	0
<b>TOT</b>	<b>63,486</b>	<b>13</b>	<b>0</b>	<b>1</b>	<b>7</b>	<b>14</b>	<b>460</b>	<b>1,258</b>	<b>1,789</b>	<b>3,342</b>	<b>1,077</b>	<b>221</b>	<b>53</b>	<b>430</b>	<b>557</b>	<b>693</b>	<b>49</b>	<b>932</b>	<b>3,260</b>	<b>8,208</b>	<b>11,970</b>	<b>13,711</b>	<b>11,909</b>	<b>2,406</b>	<b>895</b>	<b>231</b>
<b>AVG</b>	<b>10.1</b>	<b>4.1</b>	<b>0.0</b>	<b>20.5</b>	<b>30.1</b>	<b>28.4</b>	<b>22.4</b>	<b>17.9</b>	<b>13.8</b>	<b>8.6</b>	<b>4.7</b>	<b>3.4</b>	<b>25.2</b>	<b>21.3</b>	<b>17.9</b>	<b>11.8</b>	<b>7.8</b>	<b>21.0</b>	<b>19.2</b>	<b>16.9</b>	<b>11.8</b>	<b>7.2</b>	<b>4.2</b>	<b>2.5</b>	<b>1.9</b>	<b>3.3</b>

OFFICERS: AVE/ 12.2

ENLISTED: AVE/ 9.7

## Number of Military Retirees Receiving Retired Pay as of September 30, 2015 by Rank and Years of Service

YOS	NAVY											ALL RETIREES EXCLUDING RESERVE RETIRED														
	TOTAL	UNK	O-10	O-9	O-8	O-7	O-6	O-5	O-4	O-3	O-2	O-1	W-5	W-4	W-3	W-2	W-1	E-9	E-8	E-7	E-6	E-5	E-4	E-3	E-2	E-1
0	113	2	0	0	0	0	1	1	2	4	0	1	0	0	1	0	0	0	4	7	11	3	6	21	30	19
1	643	2	0	0	0	0	0	1	1	7	6	41	0	0	0	0	0	0	1	1	6	12	79	237	209	40
2	1,105	3	0	0	0	0	1	0	5	14	67	22	0	0	1	0	0	0	0	3	10	25	340	487	119	8
3	1,339	1	0	0	0	0	0	0	6	38	114	17	0	0	0	0	0	0	1	9	185	581	335	49	3	
4	1,372	0	0	0	0	0	2	3	2	90	83	13	0	0	0	0	0	1	0	2	14	412	564	173	12	1
5	856	0	0	0	0	0	0	1	5	113	24	2	0	0	1	0	0	1	1	1	33	349	269	52	4	0
6	681	0	0	0	0	0	2	1	14	101	6	3	0	0	0	0	0	0	1	4	59	329	142	19	0	0
7	589	1	0	0	0	0	1	1	11	86	8	1	0	0	0	0	0	2	0	9	109	256	96	7	1	0
8	588	0	0	0	0	0	0	0	13	78	4	3	0	1	0	0	0	0	2	2	153	259	64	9	0	0
9	507	0	0	0	0	0	1	0	24	72	5	1	0	0	0	1	0	0	1	10	146	200	39	6	1	0
10	496	0	0	0	0	0	2	1	41	57	3	0	0	1	0	0	0	3	0	24	155	179	26	3	1	0
11	431	0	0	0	0	0	0	7	35	23	6	0	0	0	1	0	0	0	1	31	162	151	11	3	0	0
12	434	0	0	0	0	0	1	4	41	36	4	0	0	0	1	0	0	0	4	42	198	95	7	1	0	0
13	394	0	0	0	0	0	1	9	29	24	8	1	0	0	0	1	0	0	6	50	188	73	4	0	0	0
14	376	0	0	0	0	0	2	7	36	19	1	2	0	0	0	0	0	2	5	52	167	80	3	0	0	0
15	4,160	0	0	0	0	0	2	28	491	91	8	0	0	1	0	1	1	15	486	2,331	698	5	1	0	0	0
16	3,542	0	0	0	0	0	1	27	787	48	3	0	0	1	0	1	0	1	40	477	1,747	405	4	0	0	0
17	3,584	0	0	0	0	0	1	55	595	60	3	0	0	0	0	8	0	5	100	634	1,791	331	1	0	0	0
18	3,627	0	0	0	0	0	7	99	488	55	8	1	0	1	3	15	0	13	201	650	1,826	260	0	0	0	0
19	2,490	0	0	0	0	0	2	68	410	71	6	0	0	0	15	43	1	17	192	451	1,098	113	3	0	0	0
20	204,634	0	0	1	1	1	595	7,621	9,604	2,296	168	2	0	130	869	755	16	2,945	14,159	50,233	102,272	12,443	432	73	7	11
21	42,346	1	0	0	1	1	405	3,520	2,392	1,190	56	0	0	108	472	319	4	2,053	6,471	16,258	8,485	540	62	6	0	2
22	30,613	1	0	0	0	0	548	3,119	1,562	1,006	15	1	0	154	501	242	3	2,353	5,637	11,744	3,529	173	21	2	0	2
23	20,733	0	0	0	3	3	825	2,138	1,393	744	19	0	0	197	366	132	0	1,891	3,758	7,786	1,431	42	5	0	0	0
24	22,599	0	0	0	3	0	1,481	1,528	1,288	644	7	0	0	290	325	78	0	1,886	3,433	11,114	497	22	3	0	0	0
25	10,019	0	0	0	4	2	1,416	1,146	1,143	450	4	0	0	251	185	31	0	1,373	2,335	1,502	167	9	1	0	0	0
26	14,577	0	0	0	4	6	2,499	1,044	971	285	5	0	0	451	187	24	0	1,811	5,784	1,428	73	4	0	1	0	0
27	7,005	0	0	0	7	10	1,829	671	868	171	3	0	2	348	92	11	0	1,371	872	713	35	2	0	0	0	0
28	5,678	0	1	0	6	34	1,618	714	686	72	1	0	2	326	64	7	0	1,134	724	271	17	1	0	0	0	0
29	4,176	0	1	3	19	31	1,519	463	504	40	1	0	3	323	50	2	0	846	234	123	11	2	1	0	0	0
30	12,891	1	1	3	48	86	2,892	609	1,003	61	1	0	72	1,364	108	3	0	5,631	599	375	33	1	0	0	0	0
31	2,072	2	0	8	65	77	749	304	78	8	0	0	47	50	4	1	0	505	117	54	3	0	0	0	0	0
32	1,062	1	2	18	94	55	321	210	40	2	0	0	27	28	3	0	0	202	39	19	1	0	0	0	0	0
33	703	0	4	36	109	25	214	163	17	0	0	0	20	17	0	0	0	87	7	4	0	0	0	0	0	0
34	547	0	9	31	106	17	169	141	11	1	0	0	1	4	0	0	0	50	3	3	1	0	0	0	0	0
35	419	0	9	49	51	11	100	167	1	0	0	0	0	5	0	0	0	22	3	1	0	0	0	0	0	0
36	231	0	6	34	31	5	98	30	3	0	0	0	0	1	0	0	0	21	0	2	0	0	0	0	0	0
37	161	0	10	16	11	1	91	19	0	0	0	0	0	1	0	0	0	11	0	1	0	0	0	0	0	0
38	160	0	8	9	7	1	115	14	0	0	0	0	0	0	0	0	0	5	1	0	0	0	0	0	0	0
39	69	0	3	3	3	1	42	7	0	0	0	0	0	0	0	0	0	7	1	2	0	0	0	0	0	0
40	39	0	1	0	1	0	32	4	0	0	0	0	0	0	0	0	0	1	0	0	0	0	0	0	0	0
41	24	0	0	2	1	1	18	2	0	0	0	0	0	0	0	0	0	0	0	0	0	0	0	0	0	0
42	24	0	0	0	0	0	20	3	0	0	0	0	0	0	0	0	0	1	0	0	0	0	0	0	0	0
43+	17	0	1	1	1	1	10	1	0	0	0	0	0	0	0	0	0	2	0	0	0	0	0	0	0	0
UNK	409	0	0	0	0	0	11	23	185	12	1	2	0	0	0	1	0	1	7	31	105	17	0	0	2	11
<b>TOT</b>	<b>408,535</b>	<b>15</b>	<b>56</b>	<b>214</b>	<b>576</b>	<b>369</b>	<b>17,644</b>	<b>23,974</b>	<b>24,785</b>	<b>8,069</b>	<b>648</b>	<b>113</b>	<b>174</b>	<b>4,053</b>	<b>3,249</b>	<b>1,676</b>	<b>25</b>	<b>24,255</b>	<b>44,758</b>	<b>104,601</b>	<b>126,873</b>	<b>17,671</b>	<b>2,769</b>	<b>1,436</b>	<b>435</b>	<b>97</b>
<b>AVG</b>	<b>21.8</b>	<b>12.8</b>	<b>36.1</b>	<b>35.0</b>	<b>33.1</b>	<b>31.2</b>	<b>27.7</b>	<b>23.3</b>	<b>22.2</b>	<b>21.0</b>	<b>12.4</b>	<b>3.9</b>	<b>31.4</b>	<b>27.6</b>	<b>23.1</b>	<b>21.6</b>	<b>20.7</b>	<b>25.9</b>	<b>23.0</b>	<b>21.7</b>	<b>20.4</b>	<b>18.3</b>	<b>7.7</b>	<b>4.1</b>	<b>2.4</b>	<b>4.9</b>

OFFICERS: AVE/ 23.9

ENLISTED: AVE/ 21.2

### Number of Military Retirees Receiving Retired Pay as of September 30, 2015 by Rank and Years of Service

YOS	NAVY										NON DISABILITY RETIREES EXCLUDING RESERVE RETIRED															
	TOTAL	UNK	O-10	O-9	O-8	O-7	O-6	O-5	O-4	O-3	O-2	O-1	W-5	W-4	W-3	W-2	W-1	E-9	E-8	E-7	E-6	E-5	E-4	E-3	E-2	E-1
0	0	0	0	0	0	0	0	0	0	0	0	0	0	0	0	0	0	0	0	0	0	0	0	0	0	0
1	0	0	0	0	0	0	0	0	0	0	0	0	0	0	0	0	0	0	0	0	0	0	0	0	0	0
2	0	0	0	0	0	0	0	0	0	0	0	0	0	0	0	0	0	0	0	0	0	0	0	0	0	0
3	0	0	0	0	0	0	0	0	0	0	0	0	0	0	0	0	0	0	0	0	0	0	0	0	0	0
4	0	0	0	0	0	0	0	0	0	0	0	0	0	0	0	0	0	0	0	0	0	0	0	0	0	0
5	0	0	0	0	0	0	0	0	0	0	0	0	0	0	0	0	0	0	0	0	0	0	0	0	0	0
6	0	0	0	0	0	0	0	0	0	0	0	0	0	0	0	0	0	0	0	0	0	0	0	0	0	0
7	0	0	0	0	0	0	0	0	0	0	0	0	0	0	0	0	0	0	0	0	0	0	0	0	0	0
8	0	0	0	0	0	0	0	0	0	0	0	0	0	0	0	0	0	0	0	0	0	0	0	0	0	0
9	0	0	0	0	0	0	0	0	0	0	0	0	0	0	0	0	0	0	0	0	0	0	0	0	0	0
10	0	0	0	0	0	0	0	0	0	0	0	0	0	0	0	0	0	0	0	0	0	0	0	0	0	0
11	0	0	0	0	0	0	0	0	0	0	0	0	0	0	0	0	0	0	0	0	0	0	0	0	0	0
12	0	0	0	0	0	0	0	0	0	0	0	0	0	0	0	0	0	0	0	0	0	0	0	0	0	0
13	0	0	0	0	0	0	0	0	0	0	0	0	0	0	0	0	0	0	0	0	0	0	0	0	0	0
14	0	0	0	0	0	0	0	0	0	0	0	0	0	0	0	0	0	0	0	0	0	0	0	0	0	0
15	3,855	0	0	0	0	0	1	16	465	71	6	0	1	0	0	0	1	9	434	2,190	658	3	0	0	0	
16	3,276	0	0	0	0	0	0	14	764	30	2	0	0	1	0	1	0	35	425	1,620	381	3	0	0	0	
17	3,363	0	0	0	0	0	0	0	48	575	47	2	0	0	0	7	0	2	97	586	1,692	307	0	0	0	
18	3,451	0	0	0	0	0	7	89	479	47	6	0	0	0	2	14	0	10	190	615	1,754	238	0	0	0	
19	2,300	0	0	0	0	0	2	62	401	67	6	0	0	14	43	1	17	171	402	1,010	101	3	0	0	0	
20	200,640	0	0	1	1	1	588	7,541	9,514	2,214	160	2	0	123	837	727	16	2,850	13,775	49,021	100,517	12,242	421	71	7	
21	41,361	1	0	0	1	1	399	3,478	2,342	1,147	55	0	0	99	455	314	4	2,009	6,313	15,925	8,236	514	60	6	0	
22	30,065	1	0	0	0	0	536	3,077	1,533	966	15	1	0	146	488	232	3	2,310	5,545	11,558	3,462	167	21	2	0	
23	20,347	0	0	0	3	3	812	2,107	1,374	721	18	0	0	188	354	127	0	1,844	3,684	7,668	1,398	41	5	0	0	
24	22,300	0	0	0	3	0	1,459	1,495	1,267	627	7	0	0	286	320	74	0	1,838	3,373	11,041	486	21	3	0	0	
25	9,856	0	0	0	4	2	1,402	1,129	1,129	443	4	0	0	243	182	31	0	1,348	2,298	1,468	163	9	1	0	0	
26	14,385	0	0	0	4	6	2,474	1,030	954	279	5	0	0	436	183	24	0	1,766	5,747	1,404	68	4	0	1	0	
27	6,858	0	0	0	7	10	1,815	662	856	166	3	0	2	338	92	11	0	1,328	847	687	32	2	0	0	0	
28	5,545	0	1	0	6	34	1,591	701	675	70	1	0	2	314	64	7	0	1,103	702	257	16	1	0	0	0	
29	4,083	0	1	3	18	31	1,499	451	494	39	1	0	3	317	49	2	0	822	226	114	11	1	1	0	0	
30	12,756	1	1	3	48	86	2,859	597	994	59	1	0	72	1,354	105	3	0	5,584	587	369	32	1	0	0	0	
31	2,036	2	0	8	64	77	739	299	77	8	0	0	47	48	2	1	0	495	113	54	2	0	0	0	0	
32	1,041	1	2	18	94	55	312	209	40	2	0	0	27	27	3	0	0	194	38	19	0	0	0	0	0	
33	695	0	4	35	108	25	212	162	17	0	0	0	20	15	0	0	0	86	7	4	0	0	0	0	0	
34	534	0	9	31	106	17	163	137	11	1	0	0	1	4	0	0	0	47	3	3	1	0	0	0	0	
35	412	0	9	48	50	10	99	165	1	0	0	0	0	5	0	0	0	21	3	1	0	0	0	0	0	
36	227	0	6	34	31	5	96	30	3	0	0	0	0	1	0	0	0	20	0	1	0	0	0	0	0	
37	159	0	10	16	11	1	90	19	0	0	0	0	0	1	0	0	0	11	0	0	0	0	0	0	0	
38	159	0	8	9	7	1	115	14	0	0	0	0	0	0	0	0	0	4	1	0	0	0	0	0	0	
39	69	0	3	3	3	1	42	7	0	0	0	0	0	0	0	0	0	7	1	2	0	0	0	0	0	
40	38	0	1	0	1	0	31	4	0	0	0	0	0	0	0	0	0	1	0	0	0	0	0	0	0	
41	23	0	0	2	1	0	18	2	0	0	0	0	0	0	0	0	0	0	0	0	0	0	0	0	0	
42	24	0	0	0	0	0	20	3	0	0	0	0	0	0	0	0	0	1	0	0	0	0	0	0	0	
43+	17	0	1	1	1	1	10	1	0	0	0	0	0	0	0	0	0	2	0	0	0	0	0	0	0	
UNK	394	0	0	0	0	0	11	23	185	12	1	0	0	0	0	1	0	1	7	31	105	17	0	0	0	
TOT	390,269	6	56	212	572	367	17,402	23,572	24,150	7,016	293	3	174	3,947	3,150	1,619	24	23,722	43,772	102,089	122,795	14,705	521	80	7	
AVG	22.2	28.3	36.1	35.0	33.1	31.2	27.7	23.4	22.4	22.4	21.2	21.2	31.4	27.7	23.2	21.6	20.9	25.9	23.0	21.7	20.5	20.1	20.7	20.7	20.5	

OFFICERS: AVE/ 24.2

ENLISTED: AVE/ 21.7

### Number of Military Retirees Receiving Retired Pay as of September 30, 2015 by Rank and Years of Service

YOS	NAVY											DISABILITY ONLY														
	TOTAL	UNK	O-10	O-9	O-8	O-7	O-6	O-5	O-4	O-3	O-2	O-1	W-5	W-4	W-3	W-2	W-1	E-9	E-8	E-7	E-6	E-5	E-4	E-3	E-2	E-1
0	113	2	0	0	0	0	1	1	2	4	0	1	0	0	1	0	0	0	4	7	11	3	6	21	30	19
1	643	2	0	0	0	0	0	1	1	7	6	41	0	0	0	0	0	0	1	1	6	12	79	237	209	40
2	1,105	3	0	0	0	0	1	0	5	14	67	22	0	0	1	0	0	0	0	3	10	25	340	487	119	8
3	1,339	1	0	0	0	0	0	0	6	38	114	17	0	0	0	0	0	0	0	1	9	185	581	335	49	3
4	1,372	0	0	0	0	0	2	3	2	90	83	13	0	0	0	0	0	1	0	2	14	412	564	173	12	1
5	856	0	0	0	0	0	0	1	5	113	24	2	0	0	1	0	0	1	1	1	33	349	269	52	4	0
6	681	0	0	0	0	0	2	1	14	101	6	3	0	0	0	0	0	0	1	4	59	329	142	19	0	0
7	589	1	0	0	0	0	1	1	11	86	8	1	0	0	0	0	0	2	0	9	109	256	96	7	1	0
8	588	0	0	0	0	0	0	0	13	78	4	3	0	1	0	0	0	0	2	2	153	259	64	9	0	0
9	507	0	0	0	0	0	1	0	24	72	5	1	0	0	0	1	0	0	1	10	146	200	39	6	1	0
10	496	0	0	0	0	0	2	1	41	57	3	0	0	1	0	0	0	3	0	24	155	179	26	3	1	0
11	431	0	0	0	0	0	0	7	35	23	6	0	0	0	1	0	0	0	1	31	162	151	11	3	0	0
12	434	0	0	0	0	0	1	4	41	36	4	0	0	0	1	0	0	0	4	42	198	95	7	1	0	0
13	394	0	0	0	0	0	1	9	29	24	8	1	0	0	0	1	0	0	6	50	188	73	4	0	0	0
14	376	0	0	0	0	0	2	7	36	19	1	2	0	0	0	0	0	2	5	52	167	80	3	0	0	0
15	305	0	0	0	0	0	1	12	26	20	2	0	0	0	0	1	1	0	6	52	141	40	2	1	0	0
16	266	0	0	0	0	0	1	13	23	18	1	0	0	0	0	0	0	1	5	52	127	24	1	0	0	0
17	221	0	0	0	0	0	1	7	20	13	1	0	0	0	0	1	0	3	3	48	99	24	1	0	0	0
18	176	0	0	0	0	0	0	10	9	8	2	1	0	1	1	1	0	3	11	35	72	22	0	0	0	0
19	190	0	0	0	0	0	0	6	9	4	0	0	0	0	1	0	0	0	21	49	88	12	0	0	0	0
20	3,994	0	0	0	0	0	7	80	90	82	8	0	0	7	32	28	0	95	384	1,212	1,755	201	11	2	0	0
21	985	0	0	0	0	0	6	42	50	43	1	0	0	9	17	5	0	44	158	333	249	26	2	0	0	0
22	548	0	0	0	0	0	12	42	29	40	0	0	0	8	13	10	0	43	92	186	67	6	0	0	0	0
23	386	0	0	0	0	0	13	31	19	23	1	0	0	9	12	5	0	47	74	118	33	1	0	0	0	0
24	299	0	0	0	0	0	22	33	21	17	0	0	0	4	5	4	0	48	60	73	11	1	0	0	0	0
25	163	0	0	0	0	0	14	17	14	7	0	0	0	8	3	0	0	25	37	34	4	0	0	0	0	0
26	192	0	0	0	0	0	25	14	17	6	0	0	0	15	4	0	0	45	37	24	5	0	0	0	0	0
27	147	0	0	0	0	0	14	9	12	5	0	0	0	10	0	0	0	43	25	26	3	0	0	0	0	0
28	133	0	0	0	0	0	27	13	11	2	0	0	0	12	0	0	0	31	22	14	1	0	0	0	0	0
29	93	0	0	0	1	0	20	12	10	1	0	0	0	6	1	0	0	24	8	9	0	1	0	0	0	0
30	135	0	0	0	0	0	33	12	9	2	0	0	0	10	3	0	0	47	12	6	1	0	0	0	0	0
31	36	0	0	0	1	0	10	5	1	0	0	0	0	2	2	0	0	10	4	0	1	0	0	0	0	0
32	21	0	0	0	0	0	9	1	0	0	0	0	0	1	0	0	0	8	1	0	1	0	0	0	0	0
33	8	0	0	1	1	0	2	1	0	0	0	0	0	2	0	0	0	1	0	0	0	0	0	0	0	0
34	13	0	0	0	0	0	6	4	0	0	0	0	0	0	0	0	0	3	0	0	0	0	0	0	0	0
35	7	0	0	1	1	1	1	2	0	0	0	0	0	0	0	0	0	1	0	0	0	0	0	0	0	0
36	4	0	0	0	0	0	2	0	0	0	0	0	0	0	0	0	0	1	0	1	0	0	0	0	0	0
37	2	0	0	0	0	0	1	0	0	0	0	0	0	0	0	0	0	0	0	1	0	0	0	0	0	0
38	1	0	0	0	0	0	0	0	0	0	0	0	0	0	0	0	0	1	0	0	0	0	0	0	0	0
39	0	0	0	0	0	0	0	0	0	0	0	0	0	0	0	0	0	0	0	0	0	0	0	0	0	0
40	1	0	0	0	0	0	1	0	0	0	0	0	0	0	0	0	0	0	0	0	0	0	0	0	0	0
41	1	0	0	0	0	1	0	0	0	0	0	0	0	0	0	0	0	0	0	0	0	0	0	0	0	0
42	0	0	0	0	0	0	0	0	0	0	0	0	0	0	0	0	0	0	0	0	0	0	0	0	0	0
43+	0	0	0	0	0	0	0	0	0	0	0	0	0	0	0	0	0	0	0	0	0	0	0	0	0	0
UNK	15	0	0	0	0	0	0	0	0	0	0	2	0	0	0	0	0	0	0	0	0	0	0	0	2	11
<b>TOT</b>	<b>18,266</b>	<b>9</b>	<b>0</b>	<b>2</b>	<b>4</b>	<b>2</b>	<b>242</b>	<b>402</b>	<b>635</b>	<b>1,053</b>	<b>355</b>	<b>110</b>	<b>0</b>	<b>106</b>	<b>99</b>	<b>57</b>	<b>1</b>	<b>533</b>	<b>986</b>	<b>2,512</b>	<b>4,078</b>	<b>2,966</b>	<b>2,248</b>	<b>1,356</b>	<b>428</b>	<b>82</b>
<b>AVG</b>	<b>13.3</b>	<b>2.5</b>	<b>0.0</b>	<b>34.5</b>	<b>32.5</b>	<b>38.5</b>	<b>26.4</b>	<b>22.0</b>	<b>17.2</b>	<b>11.3</b>	<b>5.2</b>	<b>3.4</b>	<b>0.0</b>	<b>25.7</b>	<b>21.8</b>	<b>21.0</b>	<b>15.5</b>	<b>24.8</b>	<b>22.0</b>	<b>20.2</b>	<b>16.8</b>	<b>9.0</b>	<b>4.7</b>	<b>3.1</b>	<b>2.1</b>	<b>1.5</b>

OFFICERS: AVE/ 15.2

ENLISTED: AVE/ 12.9

## Number of Military Retirees Receiving Retired Pay as of September 30, 2015 by Rank and Years of Service

YOS	MARINE CORPS										ALL RETIREES EXCLUDING RESERVE RETIRED															
	TOTAL	UNK	O-10	O-9	O-8	O-7	O-6	O-5	O-4	O-3	O-2	O-1	W-5	W-4	W-3	W-2	W-1	E-9	E-8	E-7	E-6	E-5	E-4	E-3	E-2	E-1
0	256	0	0	0	0	0	0	0	0	0	2	0	0	0	0	0	0	0	1	1	1	5	34	134	78	
1	1,215	0	0	0	0	0	0	0	0	25	21	0	0	0	0	0	0	0	0	2	20	301	581	215	50	
2	1,436	0	0	0	0	0	0	0	5	92	12	0	0	0	0	0	0	0	1	1	146	556	518	77	28	
3	1,245	0	0	0	0	0	0	0	0	30	74	5	0	0	0	0	0	0	0	7	205	505	369	35	15	
4	1,093	0	0	0	0	0	0	1	64	27	4	0	0	0	0	0	0	0	0	16	275	516	166	21	3	
5	701	0	0	0	0	0	0	4	50	13	0	0	0	0	0	0	0	0	3	20	292	265	45	6	3	
6	505	0	0	0	0	0	0	0	34	3	0	0	0	1	0	0	1	0	6	34	290	110	24	2	0	
7	484	0	0	0	0	0	1	0	52	2	1	0	1	0	0	0	1	0	3	58	288	59	12	2	1	
8	495	0	0	0	0	0	0	1	38	4	2	0	0	0	0	0	0	0	11	102	271	52	10	0	0	
9	403	0	0	0	0	0	0	2	37	1	3	0	0	0	0	0	1	1	10	122	209	14	2	1	0	
10	339	0	0	0	0	0	1	1	14	21	4	2	0	1	0	1	1	4	2	14	135	129	9	0	0	
11	301	0	0	0	0	0	1	3	10	22	2	1	0	0	0	0	0	1	3	27	136	84	9	1	0	
12	286	0	0	0	0	0	1	5	17	21	2	0	0	0	0	0	1	1	38	134	61	5	0	0	0	
13	228	0	0	0	0	0	0	2	20	11	0	0	1	1	1	2	0	1	1	41	114	32	0	0	0	1
14	177	0	0	0	0	0	0	2	15	11	0	0	0	0	1	2	0	2	5	41	86	12	0	0	0	0
15	840	0	0	0	0	0	1	5	81	30	0	0	0	2	4	0	0	4	151	557	5	0	0	0	0	0
16	735	0	0	0	0	0	2	3	64	25	0	0	0	4	1	1	0	11	180	441	3	0	0	0	0	0
17	667	0	0	0	0	0	1	6	75	17	0	0	0	2	4	0	1	12	182	362	4	0	0	1	0	0
18	521	0	0	0	0	0	4	12	91	25	2	0	1	1	1	4	0	0	29	164	183	4	0	0	0	0
19	3,562	0	0	0	0	0	1	22	115	234	57	3	0	0	1	24	2	47	765	1,609	636	44	2	0	0	0
20	43,832	0	0	0	0	2	35	2,116	4,420	1,694	161	0	2	253	767	518	26	300	8,080	17,098	8,149	183	11	9	1	7
21	10,503	0	0	0	0	0	79	1,222	744	453	51	0	8	162	312	94	10	334	3,929	2,953	126	21	3	1	0	1
22	8,424	0	0	0	0	1	101	1,078	519	321	21	0	13	180	202	45	4	525	3,388	1,993	28	3	1	0	0	1
23	4,415	0	0	1	0	0	85	770	347	232	7	0	15	148	115	24	1	536	1,921	199	9	2	0	2	0	1
24	3,610	0	0	0	0	1	170	574	289	117	4	0	19	152	53	10	0	679	1,452	85	3	0	1	1	0	0
25	2,601	0	0	0	0	1	317	381	210	77	3	0	22	109	27	4	0	619	780	49	2	0	0	0	0	0
26	3,181	0	0	0	1	2	489	299	180	67	0	0	39	148	21	0	0	1,109	804	21	1	0	0	0	0	0
27	2,126	0	0	0	0	3	441	209	121	42	1	0	36	93	10	1	0	720	444	3	2	0	0	0	0	0
28	1,634	0	0	0	0	9	375	223	108	26	0	0	42	59	5	0	0	723	63	1	0	0	0	0	0	0
29	1,220	0	0	0	1	16	330	130	66	17	0	0	51	47	5	1	0	539	16	0	1	0	0	0	0	0
30	4,382	0	0	1	1	29	678	232	125	51	0	0	159	112	1	0	0	2,987	6	0	0	0	0	0	0	0
31	442	1	0	3	8	18	199	72	14	3	0	0	17	6	0	0	0	101	0	0	0	0	0	0	0	0
32	207	0	0	5	10	7	80	51	8	1	0	0	7	5	0	0	0	33	0	0	0	0	0	0	0	0
33	119	0	1	4	19	7	48	17	6	0	0	0	1	1	0	0	0	15	0	0	0	0	0	0	0	0
34	102	0	3	10	24	3	41	9	0	0	0	1	5	0	0	0	0	5	1	0	0	0	0	0	0	0
35	71	0	4	14	21	2	17	11	1	0	0	0	0	1	0	0	0	0	0	0	0	0	0	0	0	0
36	60	0	5	13	13	0	13	11	1	1	0	0	0	0	0	0	0	3	0	0	0	0	0	0	0	0
37	41	0	7	9	8	0	10	5	0	0	0	0	0	0	0	0	0	2	0	0	0	0	0	0	0	0
38	28	0	2	7	6	0	8	5	0	0	0	0	0	0	0	0	0	0	0	0	0	0	0	0	0	0
39	15	0	0	8	0	0	4	2	0	0	0	0	0	0	0	0	0	1	0	0	0	0	0	0	0	0
40	14	0	5	2	0	0	3	4	0	0	0	0	0	0	0	0	0	0	0	0	0	0	0	0	0	0
41	6	0	1	3	0	0	2	0	0	0	0	0	0	0	0	0	0	0	0	0	0	0	0	0	0	0
42	5	0	1	0	0	0	3	1	0	0	0	0	0	0	0	0	0	0	0	0	0	0	0	0	0	0
43+	3	0	0	0	0	0	2	1	0	0	0	0	0	0	0	0	0	0	0	0	0	0	0	0	0	0
UNK	54	0	0	0	0	0	0	1	50	0	0	0	0	0	0	0	0	0	0	1	1	0	0	1	0	0
<b>TOT</b>	<b>102,584</b>	<b>1</b>	<b>29</b>	<b>80</b>	<b>112</b>	<b>101</b>	<b>3,543</b>	<b>7,486</b>	<b>7,725</b>	<b>3,829</b>	<b>556</b>	<b>56</b>	<b>434</b>	<b>1,485</b>	<b>1,531</b>	<b>739</b>	<b>45</b>	<b>9,291</b>	<b>21,718</b>	<b>24,885</b>	<b>11,469</b>	<b>2,584</b>	<b>2,424</b>	<b>1,776</b>	<b>495</b>	<b>190</b>
<b>AVG</b>	<b>20.8</b>	<b>31.5</b>	<b>37.5</b>	<b>36.1</b>	<b>34.6</b>	<b>30.4</b>	<b>28.1</b>	<b>23.3</b>	<b>21.6</b>	<b>20.1</b>	<b>13.1</b>	<b>4.3</b>	<b>28.4</b>	<b>24.4</b>	<b>21.6</b>	<b>20.8</b>	<b>20.6</b>	<b>27.2</b>	<b>22.1</b>	<b>20.6</b>	<b>19.1</b>	<b>8.3</b>	<b>4.0</b>	<b>2.9</b>	<b>1.8</b>	<b>2.7</b>

OFFICERS: AVE/ 22.8

ENLISTED: AVE/ 20.1

## Number of Military Retirees Receiving Retired Pay as of September 30, 2015 by Rank and Years of Service

YOS	MARINE CORPS											NON DISABILITY EXCLUDING RESERVE RETIRED														
	TOTAL	UNK	O-10	O-9	O-8	O-7	O-6	O-5	O-4	O-3	O-2	O-1	W-5	W-4	W-3	W-2	W-1	E-9	E-8	E-7	E-6	E-5	E-4	E-3	E-2	E-1
0	0	0	0	0	0	0	0	0	0	0	0	0	0	0	0	0	0	0	0	0	0	0	0	0	0	0
1	0	0	0	0	0	0	0	0	0	0	0	0	0	0	0	0	0	0	0	0	0	0	0	0	0	0
2	0	0	0	0	0	0	0	0	0	0	0	0	0	0	0	0	0	0	0	0	0	0	0	0	0	0
3	0	0	0	0	0	0	0	0	0	0	0	0	0	0	0	0	0	0	0	0	0	0	0	0	0	0
4	0	0	0	0	0	0	0	0	0	0	0	0	0	0	0	0	0	0	0	0	0	0	0	0	0	0
5	0	0	0	0	0	0	0	0	0	0	0	0	0	0	0	0	0	0	0	0	0	0	0	0	0	0
6	0	0	0	0	0	0	0	0	0	0	0	0	0	0	0	0	0	0	0	0	0	0	0	0	0	0
7	0	0	0	0	0	0	0	0	0	0	0	0	0	0	0	0	0	0	0	0	0	0	0	0	0	0
8	0	0	0	0	0	0	0	0	0	0	0	0	0	0	0	0	0	0	0	0	0	0	0	0	0	0
9	0	0	0	0	0	0	0	0	0	0	0	0	0	0	0	0	0	0	0	0	0	0	0	0	0	0
10	0	0	0	0	0	0	0	0	0	0	0	0	0	0	0	0	0	0	0	0	0	0	0	0	0	0
11	0	0	0	0	0	0	0	0	0	0	0	0	0	0	0	0	0	0	0	0	0	0	0	0	0	0
12	0	0	0	0	0	0	0	0	0	0	0	0	0	0	0	0	0	0	0	0	0	0	0	0	0	0
13	0	0	0	0	0	0	0	0	0	0	0	0	0	0	0	0	0	0	0	0	0	0	0	0	0	0
14	0	0	0	0	0	0	0	0	0	0	0	0	0	0	0	0	0	0	0	0	0	0	0	0	0	0
15	704	0	0	0	0	0	0	1	69	24	0	0	0	0	1	0	0	2	109	498	0	0	0	0	0	0
16	604	0	0	0	0	0	0	0	54	20	0	0	0	1	0	0	0	1	132	395	1	0	0	0	0	0
17	562	0	0	0	0	0	0	2	71	11	0	0	0	1	0	0	0	5	140	332	0	0	0	0	0	0
18	434	0	0	0	0	0	1	10	84	18	2	0	1	1	0	3	0	0	13	133	167	1	0	0	0	0
19	3,518	0	0	0	0	0	0	19	110	231	56	3	0	0	23	2	47	761	1,593	627	44	2	0	0	0	0
20	42,656	0	0	0	0	2	34	2,082	4,368	1,618	153	0	2	243	747	510	26	274	7,735	16,652	8,002	180	11	9	1	7
21	10,222	0	0	0	0	0	78	1,206	716	427	49	0	8	159	301	89	9	319	3,828	2,893	116	19	3	1	0	1
22	8,236	0	0	0	0	1	99	1,067	506	306	21	0	12	172	198	44	4	501	3,313	1,961	26	3	1	0	0	1
23	4,301	0	0	1	0	0	83	751	338	223	7	0	13	146	111	24	1	516	1,883	190	9	2	0	2	0	1
24	3,516	0	0	0	0	1	166	561	280	110	4	0	18	147	53	10	0	656	1,420	85	3	0	1	1	0	0
25	2,549	0	0	0	0	1	313	378	206	77	3	0	21	106	26	3	0	604	762	47	2	0	0	0	0	0
26	3,115	0	0	0	1	2	482	293	175	66	0	0	37	146	21	0	0	1,076	795	20	1	0	0	0	0	0
27	2,077	0	0	0	0	3	434	207	118	42	1	0	35	91	10	1	0	695	435	3	2	0	0	0	0	0
28	1,602	0	0	0	0	9	371	217	108	24	0	0	41	57	5	0	0	707	62	1	0	0	0	0	0	0
29	1,194	0	0	0	1	16	324	125	64	14	0	0	51	47	5	1	0	529	16	0	1	0	0	0	0	0
30	4,333	0	0	1	1	28	668	225	122	50	0	0	158	110	1	0	0	2,963	6	0	0	0	0	0	0	0
31	430	1	0	3	8	18	194	71	13	3	0	0	17	6	0	0	0	96	0	0	0	0	0	0	0	0
32	205	0	0	5	10	7	79	50	8	1	0	0	7	5	0	0	0	33	0	0	0	0	0	0	0	0
33	116	0	1	4	19	7	46	17	6	0	0	0	1	1	0	0	0	14	0	0	0	0	0	0	0	0
34	102	0	3	10	24	3	41	9	0	0	0	0	1	5	0	0	0	5	1	0	0	0	0	0	0	0
35	68	0	3	13	21	2	16	11	1	0	0	0	0	1	0	0	0	0	0	0	0	0	0	0	0	0
36	59	0	4	13	13	0	13	11	1	1	0	0	0	0	0	0	0	3	0	0	0	0	0	0	0	0
37	41	0	7	9	8	0	10	5	0	0	0	0	0	0	0	0	0	2	0	0	0	0	0	0	0	0
38	28	0	2	7	6	0	8	5	0	0	0	0	0	0	0	0	0	0	0	0	0	0	0	0	0	0
39	15	0	0	8	0	0	4	2	0	0	0	0	0	0	0	0	0	1	0	0	0	0	0	0	0	0
40	14	0	5	2	0	0	3	4	0	0	0	0	0	0	0	0	0	0	0	0	0	0	0	0	0	0
41	6	0	1	3	0	0	2	0	0	0	0	0	0	0	0	0	0	0	0	0	0	0	0	0	0	0
42	5	0	1	0	0	0	3	1	0	0	0	0	0	0	0	0	0	0	0	0	0	0	0	0	0	0
43+	3	0	0	0	0	0	2	1	0	0	0	0	0	0	0	0	0	0	0	0	0	0	0	0	0	0
UNK	53	0	0	0	0	0	0	1	50	0	0	0	0	0	0	0	0	0	0	1	1	0	0	0	0	0
TOT	90,768	1	27	79	112	100	3,474	7,332	7,468	3,266	296	3	423	1,443	1,480	709	42	9,041	21,038	23,960	10,182	250	18	13	1	10
AVG	22.4	31.5	37.6	36.1	34.6	30.4	28.1	23.3	21.7	21.6	20.8	19.5	28.5	24.5	21.6	20.9	20.9	27.3	22.1	20.7	19.9	20.4	20.9	21.3	20.5	21.1

OFFICERS: AVE/ 23.4

ENLISTED: AVE/ 22.0

## Number of Military Retirees Receiving Retired Pay as of September 30, 2015 by Rank and Years of Service

YOS	MARINE CORPS											DISABILITY ONLY														
	TOTAL	UNK	O-10	O-9	O-8	O-7	O-6	O-5	O-4	O-3	O-2	O-1	W-5	W-4	W-3	W-2	W-1	E-9	E-8	E-7	E-6	E-5	E-4	E-3	E-2	E-1
0	256	0	0	0	0	0	0	0	0	0	2	0	0	0	0	0	0	0	1	1	1	5	34	134	78	
1	1,215	0	0	0	0	0	0	0	0	25	21	0	0	0	0	0	0	0	0	2	20	301	581	215	50	
2	1,436	0	0	0	0	0	0	0	5	92	12	0	0	0	0	0	0	0	1	1	146	556	518	77	28	
3	1,245	0	0	0	0	0	0	0	0	30	74	5	0	0	0	0	0	0	0	7	205	505	369	35	15	
4	1,093	0	0	0	0	0	0	0	1	64	27	4	0	0	0	0	0	0	0	16	275	516	166	21	3	
5	701	0	0	0	0	0	0	0	4	50	13	0	0	0	0	0	0	0	3	20	292	265	45	6	3	
6	505	0	0	0	0	0	0	0	0	34	3	0	0	0	1	0	0	1	0	6	34	290	110	24	2	0
7	484	0	0	0	0	0	1	0	3	52	2	1	0	1	0	0	0	1	0	3	58	288	59	12	2	1
8	495	0	0	0	0	0	0	1	4	38	4	2	0	0	0	0	0	0	11	102	271	52	10	0	0	
9	403	0	0	0	0	0	0	0	2	37	1	3	0	0	0	0	0	1	1	10	122	209	14	2	1	0
10	339	0	0	0	0	0	1	1	14	21	4	2	0	1	0	1	1	4	2	14	135	129	9	0	0	0
11	301	0	0	0	0	0	1	3	10	22	2	1	0	0	0	0	0	1	3	27	136	84	9	1	0	1
12	286	0	0	0	0	0	1	5	17	21	2	0	0	0	0	0	0	1	1	38	134	61	5	0	0	0
13	228	0	0	0	0	0	0	2	20	11	0	0	1	1	1	2	0	1	1	41	114	32	0	0	0	1
14	177	0	0	0	0	0	0	2	15	11	0	0	0	0	1	2	0	2	5	41	86	12	0	0	0	0
15	136	0	0	0	0	0	1	4	12	6	0	0	0	0	2	3	0	0	2	42	59	5	0	0	0	0
16	131	0	0	0	0	0	2	3	10	5	0	0	0	0	3	1	1	0	10	48	46	2	0	0	0	0
17	105	0	0	0	0	0	1	4	4	6	0	0	0	0	1	4	0	1	7	42	30	4	0	0	1	0
18	87	0	0	0	0	0	3	2	7	7	0	0	0	0	1	1	0	0	16	31	16	3	0	0	0	0
19	44	0	0	0	0	0	1	3	5	3	1	0	0	0	1	1	0	0	4	16	9	0	0	0	0	0
20	1,176	0	0	0	0	0	1	34	52	76	8	0	0	10	20	8	0	26	345	446	147	3	0	0	0	0
21	281	0	0	0	0	0	1	16	28	26	2	0	0	3	11	5	1	15	101	60	10	2	0	0	0	0
22	188	0	0	0	0	0	2	11	13	15	0	0	1	8	4	1	0	24	75	32	2	0	0	0	0	0
23	114	0	0	0	0	0	2	19	9	9	0	0	2	2	4	0	0	20	38	9	0	0	0	0	0	0
24	94	0	0	0	0	0	4	13	9	7	0	0	1	5	0	0	0	23	32	0	0	0	0	0	0	0
25	52	0	0	0	0	0	4	3	4	0	0	0	1	3	1	1	0	15	18	2	0	0	0	0	0	0
26	66	0	0	0	0	0	7	6	5	1	0	0	2	2	0	0	0	33	9	1	0	0	0	0	0	0
27	49	0	0	0	0	0	7	2	3	0	0	0	1	2	0	0	0	25	9	0	0	0	0	0	0	0
28	32	0	0	0	0	0	4	6	0	2	0	0	1	2	0	0	0	16	1	0	0	0	0	0	0	0
29	26	0	0	0	0	0	6	5	2	3	0	0	0	0	0	0	0	10	0	0	0	0	0	0	0	0
30	49	0	0	0	0	1	10	7	3	1	0	0	1	2	0	0	0	24	0	0	0	0	0	0	0	0
31	12	0	0	0	0	0	5	1	1	0	0	0	0	0	0	0	0	5	0	0	0	0	0	0	0	0
32	2	0	0	0	0	0	1	1	0	0	0	0	0	0	0	0	0	0	0	0	0	0	0	0	0	0
33	3	0	0	0	0	0	2	0	0	0	0	0	0	0	0	0	0	1	0	0	0	0	0	0	0	0
34	0	0	0	0	0	0	0	0	0	0	0	0	0	0	0	0	0	0	0	0	0	0	0	0	0	0
35	3	0	1	1	0	0	1	0	0	0	0	0	0	0	0	0	0	0	0	0	0	0	0	0	0	0
36	1	0	1	0	0	0	0	0	0	0	0	0	0	0	0	0	0	0	0	0	0	0	0	0	0	0
37	0	0	0	0	0	0	0	0	0	0	0	0	0	0	0	0	0	0	0	0	0	0	0	0	0	0
38	0	0	0	0	0	0	0	0	0	0	0	0	0	0	0	0	0	0	0	0	0	0	0	0	0	0
39	0	0	0	0	0	0	0	0	0	0	0	0	0	0	0	0	0	0	0	0	0	0	0	0	0	0
40	0	0	0	0	0	0	0	0	0	0	0	0	0	0	0	0	0	0	0	0	0	0	0	0	0	0
41	0	0	0	0	0	0	0	0	0	0	0	0	0	0	0	0	0	0	0	0	0	0	0	0	0	0
42	0	0	0	0	0	0	0	0	0	0	0	0	0	0	0	0	0	0	0	0	0	0	0	0	0	0
43+	0	0	0	0	0	0	0	0	0	0	0	0	0	0	0	0	0	0	0	0	0	0	0	0	0	0
UNK	1	0	0	0	0	0	0	0	0	0	0	0	0	0	0	0	0	0	0	0	0	0	1	0	0	0
TOT	11,816	0	2	1	0	1	69	154	257	563	260	53	11	42	51	30	3	250	680	925	1,287	2,334	2,406	1,763	494	180
AVG	9.0	0.0	36.0	35.5	0.0	30.5	25.8	22.0	17.9	11.6	4.3	3.5	24.8	22.7	20.1	18.6	16.2	24.8	21.2	18.2	12.6	7.0	3.9	2.7	1.8	1.7

OFFICERS: AVE/ 13.8

ENLISTED: AVE/ 8.3



## Number of Military Retirees Receiving Retired Pay as of September 30, 2015 by Rank and Years of Service

YOS	AIR FORCE										ALL RETIREES EXCLUDING RESERVE RETIRED																
	TOTAL	UNK	O-10	O-9	O-8	O-7	O-6	O-5	O-4	O-3	O-2	O-1	W-5	W-4	W-3	W-2	W-1	E-9	E-8	E-7	E-6	E-5	E-4	E-3	E-2	E-1	
0	179	3	0	0	0	0	0	1	0	2	4	10	0	0	0	0	0	0	0	1	2	6	11	50	50	39	
1	426	1	0	0	0	0	0	1	4	21	21	27	0	0	0	0	0	0	4	9	8	16	21	249	40	4	
2	759	0	0	0	0	0	0	2	11	30	74	11	0	0	0	0	0	2	5	18	27	31	204	333	9	2	
3	884	0	0	0	0	0	1	4	11	55	60	1	0	0	0	0	0	2	8	14	25	57	556	85	5	0	
4	908	0	0	0	0	0	0	5	9	128	17	1	0	0	0	0	0	3	7	21	39	103	531	42	2	0	
5	724	0	0	0	0	0	1	7	13	102	8	3	0	0	0	0	0	2	4	40	38	187	306	13	0	0	
6	700	0	0	0	0	0	0	11	11	123	5	1	0	0	0	0	0	3	11	37	42	255	195	6	0	0	
7	741	0	0	0	0	0	0	12	25	138	5	0	0	0	0	0	0	7	16	44	46	304	139	5	0	0	
8	660	0	0	0	0	0	4	9	33	101	1	1	0	0	0	0	0	4	11	37	52	327	79	1	0	0	
9	595	0	0	0	0	0	5	9	37	92	2	0	0	0	0	0	0	5	17	28	54	302	44	0	0	0	
10	565	0	0	0	0	0	1	11	50	89	3	0	0	0	0	0	0	3	14	24	79	272	18	1	0	0	
11	587	0	0	0	0	0	3	11	68	64	1	2	0	0	0	0	0	6	10	30	118	266	8	0	0	0	
12	560	0	0	0	0	0	1	17	52	65	0	0	0	0	0	0	0	2	7	33	133	246	4	0	0	0	
13	507	0	0	0	0	0	6	20	66	38	0	0	0	0	0	0	0	2	7	47	178	140	3	0	0	0	
14	562	0	0	0	0	0	2	11	62	37	2	0	0	0	0	0	0	5	7	46	237	150	3	0	0	0	
15	4,302	0	0	0	0	0	7	37	983	284	2	0	0	0	0	0	0	5	23	404	1,674	877	6	0	0	0	
16	4,241	0	0	0	0	0	4	43	972	237	1	1	0	0	0	0	1	4	21	557	1,634	761	4	1	0	0	
17	4,963	0	0	0	0	0	4	79	1,009	245	4	0	0	0	0	0	0	5	37	975	1,842	754	9	0	0	0	
18	4,848	0	0	0	0	0	4	209	448	215	1	0	0	0	0	0	0	7	62	1,452	1,869	574	6	1	0	0	
19	4,004	0	0	0	0	0	8	262	392	179	2	1	0	0	0	0	0	7	88	1,393	1,273	388	11	0	0	0	
20	252,330	0	0	1	6	6	1,206	18,905	22,038	5,289	106	14	0	27	7	0	5	1,932	10,961	88,166	85,535	17,792	307	16	6	5	
21	56,277	0	0	0	2	6	769	7,277	4,284	1,440	21	3	0	14	1	1	3	1,135	5,370	27,350	8,248	337	13	0	1	2	
22	51,697	0	0	2	3	7	1,062	7,267	2,324	1,132	19	1	0	13	1	0	1	1,741	6,301	25,885	5,780	149	6	1	0	2	
23	33,398	0	0	1	2	1	1,466	4,492	1,535	829	11	1	0	7	1	0	1	1,560	4,501	15,693	3,234	56	6	1	0	0	
24	36,141	0	0	1	1	7	2,335	3,372	1,379	663	6	2	0	10	0	0	0	1,750	4,419	21,123	1,037	33	3	0	0	0	
25	16,532	0	0	0	5	15	2,574	2,556	819	409	3	0	0	5	0	0	1	1,434	3,131	5,462	110	6	1	1	0	0	
26	28,471	0	0	0	0	17	4,751	1,813	575	249	7	0	0	20	1	0	0	3,885	8,300	8,808	38	7	0	0	0	0	
27	10,510	0	1	1	8	52	2,939	1,226	404	108	2	0	0	8	0	0	0	2,529	2,717	468	40	7	0	0	0	0	
28	10,004	0	0	1	13	88	2,172	1,871	275	36	0	0	0	9	0	0	0	2,327	2,932	267	13	0	0	0	0	0	
29	5,424	0	0	3	15	123	1,807	682	162	19	0	0	0	6	0	0	0	2,277	270	53	6	1	0	0	0	0	
30	11,675	0	0	6	69	141	3,429	515	162	16	3	0	0	25	0	0	0	6,992	257	53	6	0	1	0	0	0	
31	1,458	0	1	16	85	62	568	253	46	5	0	0	0	0	0	0	0	396	13	12	1	0	0	0	0	0	
32	856	0	3	28	111	38	312	175	27	3	0	0	0	0	0	0	0	143	5	8	2	1	0	0	0	0	
33	651	0	8	46	104	24	213	105	8	0	0	0	0	0	0	0	0	138	4	1	0	0	0	0	0	0	
34	379	0	7	68	63	11	150	62	6	0	0	0	0	0	0	0	0	9	1	2	0	0	0	0	0	0	
35	303	0	29	52	35	8	112	59	3	0	0	0	0	0	0	0	0	3	0	2	0	0	0	0	0	0	
36	167	0	18	20	16	5	77	28	0	0	0	0	0	0	0	0	0	3	0	0	0	0	0	0	0	0	
37	115	0	11	7	6	5	58	25	1	0	0	0	0	0	0	0	0	1	1	0	0	0	0	0	0	0	
38	70	0	11	7	8	1	30	12	0	0	0	0	0	0	0	0	0	1	0	0	0	0	0	0	0	0	
39	39	0	3	0	3	0	26	7	0	0	0	0	0	0	0	0	0	0	0	0	0	0	0	0	0	0	0
40	26	0	3	1	0	0	16	6	0	0	0	0	0	0	0	0	0	0	0	0	0	0	0	0	0	0	0
41	16	0	1	0	3	0	9	2	1	0	0	0	0	0	0	0	0	0	0	0	0	0	0	0	0	0	0
42	8	0	0	0	3	0	5	0	0	0	0	0	0	0	0	0	0	0	0	0	0	0	0	0	0	0	0
43+	10	0	0	0	2	1	7	0	0	0	0	0	0	0	0	0	0	0	0	0	0	0	0	0	0	0	0
UNK	4,318	0	0	0	0	0	89	524	800	210	141	49	0	8	21	9	35	122	193	759	666	417	131	102	35	7	
<b>TOT</b>	<b>552,590</b>	<b>4</b>	<b>96</b>	<b>261</b>	<b>563</b>	<b>618</b>	<b>26,233</b>	<b>51,995</b>	<b>39,105</b>	<b>12,653</b>	<b>532</b>	<b>129</b>	<b>0</b>	<b>152</b>	<b>32</b>	<b>11</b>	<b>46</b>	<b>28,452</b>	<b>49,735</b>	<b>199,322</b>	<b>114,086</b>	<b>24,822</b>	<b>2,626</b>	<b>908</b>	<b>148</b>	<b>61</b>	
<b>AVG</b>	<b>22.0</b>	<b>0.8</b>	<b>36.1</b>	<b>34.1</b>	<b>32.6</b>	<b>29.8</b>	<b>26.9</b>	<b>22.7</b>	<b>21.0</b>	<b>20.2</b>	<b>12.2</b>	<b>7.7</b>	<b>0.0</b>	<b>25.2</b>	<b>21.6</b>	<b>19.0</b>	<b>21.7</b>	<b>26.9</b>	<b>23.7</b>	<b>21.9</b>	<b>20.5</b>	<b>18.8</b>	<b>7.2</b>	<b>2.9</b>	<b>2.5</b>	<b>4.1</b>	

OFFICERS: AVE/ 22.9

ENLISTED: AVE/ 21.8

## Number of Military Retirees Receiving Retired Pay as of September 30, 2015 by Rank and Years of Service

YOS	AIR FORCE										NON DISABLED RETIREES EXCLUDING RESERVE RETIRED															
	TOTAL	UNK	O-10	O-9	O-8	O-7	O-6	O-5	O-4	O-3	O-2	O-1	W-5	W-4	W-3	W-2	W-1	E-9	E-8	E-7	E-6	E-5	E-4	E-3	E-2	E-1
0	0	0	0	0	0	0	0	0	0	0	0	0	0	0	0	0	0	0	0	0	0	0	0	0	0	0
1	0	0	0	0	0	0	0	0	0	0	0	0	0	0	0	0	0	0	0	0	0	0	0	0	0	0
2	0	0	0	0	0	0	0	0	0	0	0	0	0	0	0	0	0	0	0	0	0	0	0	0	0	0
3	0	0	0	0	0	0	0	0	0	0	0	0	0	0	0	0	0	0	0	0	0	0	0	0	0	0
4	0	0	0	0	0	0	0	0	0	0	0	0	0	0	0	0	0	0	0	0	0	0	0	0	0	0
5	0	0	0	0	0	0	0	0	0	0	0	0	0	0	0	0	0	0	0	0	0	0	0	0	0	0
6	0	0	0	0	0	0	0	0	0	0	0	0	0	0	0	0	0	0	0	0	0	0	0	0	0	0
7	0	0	0	0	0	0	0	0	0	0	0	0	0	0	0	0	0	0	0	0	0	0	0	0	0	0
8	0	0	0	0	0	0	0	0	0	0	0	0	0	0	0	0	0	0	0	0	0	0	0	0	0	0
9	0	0	0	0	0	0	0	0	0	0	0	0	0	0	0	0	0	0	0	0	0	0	0	0	0	0
10	0	0	0	0	0	0	0	0	0	0	0	0	0	0	0	0	0	0	0	0	0	0	0	0	0	0
11	0	0	0	0	0	0	0	0	0	0	0	0	0	0	0	0	0	0	0	0	0	0	0	0	0	0
12	0	0	0	0	0	0	0	0	0	0	0	0	0	0	0	0	0	0	0	0	0	0	0	0	0	0
13	0	0	0	0	0	0	0	0	0	0	0	0	0	0	0	0	0	0	0	0	0	0	0	0	0	0
14	0	0	0	0	0	0	0	0	0	0	0	0	0	0	0	0	0	0	0	0	0	0	0	0	0	0
15	3,766	0	0	0	0	0	0	21	926	253	1	0	0	0	0	0	1	13	330	1,451	766	4	0	0	0	
16	3,757	0	0	0	0	0	3	22	923	216	0	0	0	0	0	0	2	14	473	1,420	681	2	1	0	0	
17	4,426	0	0	0	0	0	0	55	966	226	1	0	0	0	0	0	2	22	859	1,600	687	8	0	0	0	
18	4,312	0	0	0	0	0	0	173	411	195	1	0	0	0	0	0	0	41	1,309	1,664	514	4	0	0	0	
19	3,514	0	0	0	0	0	2	235	340	165	2	0	0	0	0	0	3	69	1,251	1,092	345	10	0	0	0	
20	249,902	0	0	1	6	6	1,196	18,756	21,885	5,241	105	14	0	25	7	0	5	1,898	10,818	87,252	84,796	17,562	302	16	6	5
21	55,196	0	0	0	2	5	755	7,193	4,229	1,400	21	3	0	13	1	1	3	1,110	5,266	26,807	8,048	323	13	0	1	2
22	50,921	0	0	2	3	7	1,038	7,187	2,284	1,095	19	1	0	13	1	0	1	1,707	6,226	25,498	5,689	141	6	1	0	2
23	32,857	0	0	1	2	1	1,436	4,442	1,508	815	10	1	0	7	1	0	1	1,532	4,418	15,427	3,193	55	6	1	0	0
24	35,814	0	0	1	1	7	2,305	3,330	1,361	654	6	2	0	9	0	0	0	1,722	4,360	20,995	1,027	32	2	0	0	0
25	16,324	0	0	0	5	15	2,553	2,524	812	405	3	0	0	5	0	0	1	1,405	3,084	5,398	106	6	1	1	0	0
26	28,259	0	0	0	0	17	4,712	1,783	564	245	7	0	0	20	1	0	0	3,849	8,253	8,765	36	7	0	0	0	0
27	10,386	0	1	1	7	52	2,919	1,199	396	108	2	0	0	5	0	0	0	2,496	2,691	464	40	5	0	0	0	0
28	9,909	0	0	1	13	87	2,156	1,851	267	36	0	0	0	9	0	0	0	2,299	2,914	263	13	0	0	0	0	0
29	5,357	0	0	3	14	121	1,784	673	160	18	0	0	0	6	0	0	0	2,254	265	52	6	1	0	0	0	0
30	11,602	0	0	6	68	140	3,408	508	160	16	3	0	0	22	0	0	0	6,961	253	51	5	0	1	0	0	0
31	1,439	0	1	16	84	62	559	250	46	5	0	0	0	0	0	0	0	392	13	10	1	0	0	0	0	0
32	845	0	3	28	111	38	308	172	27	3	0	0	0	0	0	0	0	140	5	7	2	1	0	0	0	0
33	641	0	8	46	104	24	207	101	8	0	0	0	0	0	0	0	0	138	4	1	0	0	0	0	0	0
34	373	0	7	67	61	11	148	61	6	0	0	0	0	0	0	0	0	9	1	2	0	0	0	0	0	0
35	300	0	29	52	35	8	109	59	3	0	0	0	0	0	0	0	0	3	0	2	0	0	0	0	0	0
36	166	0	18	20	16	5	76	28	0	0	0	0	0	0	0	0	0	3	0	0	0	0	0	0	0	0
37	115	0	11	7	6	5	58	25	1	0	0	0	0	0	0	0	0	1	1	0	0	0	0	0	0	0
38	70	0	11	7	8	1	30	12	0	0	0	0	0	0	0	0	0	1	0	0	0	0	0	0	0	0
39	39	0	3	0	3	0	26	7	0	0	0	0	0	0	0	0	0	0	0	0	0	0	0	0	0	0
40	26	0	3	1	0	0	16	6	0	0	0	0	0	0	0	0	0	0	0	0	0	0	0	0	0	0
41	16	0	1	0	3	0	9	2	1	0	0	0	0	0	0	0	0	0	0	0	0	0	0	0	0	0
42	8	0	0	0	3	0	5	0	0	0	0	0	0	0	0	0	0	0	0	0	0	0	0	0	0	0
43+	10	0	0	0	2	1	7	0	0	0	0	0	0	0	0	0	0	0	0	0	0	0	0	0	0	0
UNK	3,548	0	0	0	0	0	81	504	767	125	12	8	0	8	19	9	15	121	190	741	637	302	9	0	0	0
<b>TOT</b>	<b>533,898</b>	<b>0</b>	<b>96</b>	<b>260</b>	<b>557</b>	<b>613</b>	<b>25,906</b>	<b>51,179</b>	<b>38,051</b>	<b>11,221</b>	<b>193</b>	<b>29</b>	<b>0</b>	<b>142</b>	<b>30</b>	<b>10</b>	<b>26</b>	<b>28,049</b>	<b>48,921</b>	<b>195,957</b>	<b>110,826</b>	<b>21,428</b>	<b>368</b>	<b>20</b>	<b>7</b>	<b>9</b>
<b>AVG</b>	<b>22.3</b>	<b>0.0</b>	<b>36.1</b>	<b>34.1</b>	<b>32.6</b>	<b>29.8</b>	<b>26.9</b>	<b>22.8</b>	<b>21.1</b>	<b>21.4</b>	<b>21.6</b>	<b>21.3</b>	<b>0.0</b>	<b>25.1</b>	<b>21.6</b>	<b>21.5</b>	<b>21.7</b>	<b>26.9</b>	<b>23.8</b>	<b>22.0</b>	<b>20.6</b>	<b>20.1</b>	<b>20.5</b>	<b>20.8</b>	<b>20.6</b>	<b>21.2</b>

OFFICERS: AVE/ 23.1

ENLISTED: AVE/ 22.1

## Number of Military Retirees Receiving Retired Pay as of September 30, 2015 by Rank and Years of Service

YOS	AIR FORCE											DISABILITY ONLY														
	TOTAL	UNK	O-10	O-9	O-8	O-7	O-6	O-5	O-4	O-3	O-2	O-1	W-5	W-4	W-3	W-2	W-1	E-9	E-8	E-7	E-6	E-5	E-4	E-3	E-2	E-1
0	179	3	0	0	0	0	0	1	0	2	4	10	0	0	0	0	0	0	0	1	2	6	11	50	50	39
1	426	1	0	0	0	0	0	1	4	21	21	27	0	0	0	0	0	0	4	9	8	16	21	249	40	4
2	759	0	0	0	0	0	0	2	11	30	74	11	0	0	0	0	0	2	5	18	27	31	204	333	9	2
3	884	0	0	0	0	0	1	4	11	55	60	1	0	0	0	0	0	2	8	14	25	57	556	85	5	0
4	908	0	0	0	0	0	0	5	9	128	17	1	0	0	0	0	0	3	7	21	39	103	531	42	2	0
5	724	0	0	0	0	0	1	7	13	102	8	3	0	0	0	0	0	2	4	40	38	187	306	13	0	0
6	700	0	0	0	0	0	0	11	11	123	5	1	0	0	0	0	0	3	11	37	42	255	195	6	0	0
7	741	0	0	0	0	0	0	12	25	138	5	0	0	0	0	0	0	7	16	44	46	304	139	5	0	0
8	660	0	0	0	0	0	4	9	33	101	1	1	0	0	0	0	0	4	11	37	52	327	79	1	0	0
9	595	0	0	0	0	0	5	9	37	92	2	0	0	0	0	0	0	5	17	28	54	302	44	0	0	0
10	565	0	0	0	0	0	1	11	50	89	3	0	0	0	0	0	0	3	14	24	79	272	18	1	0	0
11	587	0	0	0	0	0	3	11	68	64	1	2	0	0	0	0	0	6	10	30	118	266	8	0	0	0
12	560	0	0	0	0	0	1	17	52	65	0	0	0	0	0	0	0	2	7	33	133	246	4	0	0	0
13	507	0	0	0	0	0	6	20	66	38	0	0	0	0	0	0	0	2	7	47	178	140	3	0	0	0
14	562	0	0	0	0	0	2	11	62	37	2	0	0	0	0	0	0	5	7	46	237	150	3	0	0	0
15	536	0	0	0	0	0	7	16	57	31	1	0	0	0	0	0	0	4	10	74	223	111	2	0	0	0
16	484	0	0	0	0	0	1	21	49	21	1	1	0	0	0	0	1	2	7	84	214	80	2	0	0	0
17	537	0	0	0	0	0	4	24	43	19	3	0	0	0	0	0	0	3	15	116	242	67	1	0	0	0
18	536	0	0	0	0	0	4	36	37	20	0	0	0	0	0	0	0	7	21	143	205	60	2	1	0	0
19	490	0	0	0	0	0	6	27	52	14	0	1	0	0	0	0	0	4	19	142	181	43	1	0	0	0
20	2,428	0	0	0	0	0	10	149	153	48	1	0	0	2	0	0	0	34	143	914	739	230	5	0	0	0
21	1,081	0	0	0	0	1	14	84	55	40	0	0	0	1	0	0	0	25	104	543	200	14	0	0	0	0
22	776	0	0	0	0	0	24	80	40	37	0	0	0	0	0	0	0	34	75	387	91	8	0	0	0	0
23	541	0	0	0	0	0	30	50	27	14	1	0	0	0	0	0	0	28	83	266	41	1	0	0	0	0
24	327	0	0	0	0	0	30	42	18	9	0	0	0	1	0	0	0	28	59	128	10	1	1	0	0	0
25	208	0	0	0	0	0	21	32	7	4	0	0	0	0	0	0	0	29	47	64	4	0	0	0	0	0
26	212	0	0	0	0	0	39	30	11	4	0	0	0	0	0	0	0	36	47	43	2	0	0	0	0	0
27	124	0	0	0	1	0	20	27	8	0	0	0	0	3	0	0	0	33	26	4	0	2	0	0	0	0
28	95	0	0	0	0	1	16	20	8	0	0	0	0	0	0	0	0	28	18	4	0	0	0	0	0	0
29	67	0	0	0	1	2	23	9	2	1	0	0	0	0	0	0	0	23	5	1	0	0	0	0	0	0
30	73	0	0	0	1	1	21	7	2	0	0	0	0	3	0	0	0	31	4	2	1	0	0	0	0	0
31	19	0	0	0	1	0	9	3	0	0	0	0	0	0	0	0	0	4	0	2	0	0	0	0	0	0
32	11	0	0	0	0	0	4	3	0	0	0	0	0	0	0	0	0	3	0	1	0	0	0	0	0	0
33	10	0	0	0	0	0	6	4	0	0	0	0	0	0	0	0	0	0	0	0	0	0	0	0	0	0
34	6	0	0	1	2	0	2	1	0	0	0	0	0	0	0	0	0	0	0	0	0	0	0	0	0	0
35	3	0	0	0	0	0	3	0	0	0	0	0	0	0	0	0	0	0	0	0	0	0	0	0	0	0
36	1	0	0	0	0	0	1	0	0	0	0	0	0	0	0	0	0	0	0	0	0	0	0	0	0	0
37	0	0	0	0	0	0	0	0	0	0	0	0	0	0	0	0	0	0	0	0	0	0	0	0	0	0
38	0	0	0	0	0	0	0	0	0	0	0	0	0	0	0	0	0	0	0	0	0	0	0	0	0	0
39	0	0	0	0	0	0	0	0	0	0	0	0	0	0	0	0	0	0	0	0	0	0	0	0	0	0
40	0	0	0	0	0	0	0	0	0	0	0	0	0	0	0	0	0	0	0	0	0	0	0	0	0	0
41	0	0	0	0	0	0	0	0	0	0	0	0	0	0	0	0	0	0	0	0	0	0	0	0	0	0
42	0	0	0	0	0	0	0	0	0	0	0	0	0	0	0	0	0	0	0	0	0	0	0	0	0	0
43+	0	0	0	0	0	0	0	0	0	0	0	0	0	0	0	0	0	0	0	0	0	0	0	0	0	0
UNK	770	0	0	0	0	0	8	20	33	85	129	41	0	0	2	0	20	1	3	18	29	115	122	102	35	7
<b>TOT</b>	<b>18,692</b>	<b>4</b>	<b>0</b>	<b>1</b>	<b>6</b>	<b>5</b>	<b>327</b>	<b>816</b>	<b>1,054</b>	<b>1,432</b>	<b>339</b>	<b>100</b>	<b>0</b>	<b>10</b>	<b>2</b>	<b>1</b>	<b>20</b>	<b>403</b>	<b>814</b>	<b>3,365</b>	<b>3,260</b>	<b>3,394</b>	<b>2,258</b>	<b>888</b>	<b>141</b>	<b>52</b>
<b>AVG</b>	<b>13.9</b>	<b>0.8</b>	<b>0.0</b>	<b>34.5</b>	<b>31.3</b>	<b>27.9</b>	<b>24.6</b>	<b>20.3</b>	<b>16.0</b>	<b>10.2</b>	<b>4.0</b>	<b>2.9</b>	<b>0.0</b>	<b>26.1</b>	<b>0.0</b>	<b>16.5</b>	<b>0.0</b>	<b>23.3</b>	<b>20.4</b>	<b>19.6</b>	<b>16.5</b>	<b>10.9</b>	<b>5.0</b>	<b>2.4</b>	<b>1.3</b>	<b>0.7</b>

OFFICERS: AVE/ 14.8

ENLISTED: AVE/ 13.7



## Number of Military Retirees Receiving Retired Pay as of September 30, 2015 by Rank and Years of Service

YOS	DOD TOTAL										NON DISABILITY RETIREES EXCLUDING RESERVE RETIRED															
	TOTAL	UNK	O-10	O-9	O-8	O-7	O-6	O-5	O-4	O-3	O-2	O-1	W-5	W-4	W-3	W-2	W-1	E-9	E-8	E-7	E-6	E-5	E-4	E-3	E-2	E-1
0	0	0	0	0	0	0	0	0	0	0	0	0	0	0	0	0	0	0	0	0	0	0	0	0	0	0
1	0	0	0	0	0	0	0	0	0	0	0	0	0	0	0	0	0	0	0	0	0	0	0	0	0	0
2	0	0	0	0	0	0	0	0	0	0	0	0	0	0	0	0	0	0	0	0	0	0	0	0	0	0
3	0	0	0	0	0	0	0	0	0	0	0	0	0	0	0	0	0	0	0	0	0	0	0	0	0	0
4	0	0	0	0	0	0	0	0	0	0	0	0	0	0	0	0	0	0	0	0	0	0	0	0	0	0
5	0	0	0	0	0	0	0	0	0	0	0	0	0	0	0	0	0	0	0	0	0	0	0	0	0	0
6	0	0	0	0	0	0	0	0	0	0	0	0	0	0	0	0	0	0	0	0	0	0	0	0	0	0
7	0	0	0	0	0	0	0	0	0	0	0	0	0	0	0	0	0	0	0	0	0	0	0	0	0	0
8	0	0	0	0	0	0	0	0	0	0	0	0	0	0	0	0	0	0	0	0	0	0	0	0	0	0
9	0	0	0	0	0	0	0	0	0	0	0	0	0	0	0	0	0	0	0	0	0	0	0	0	0	0
10	0	0	0	0	0	0	0	0	0	0	0	0	0	0	0	0	0	0	0	0	0	0	0	0	0	0
11	0	0	0	0	0	0	0	0	0	0	0	0	0	0	0	0	0	0	0	0	0	0	0	0	0	0
12	0	0	0	0	0	0	0	0	0	0	0	0	0	0	0	0	0	0	0	0	0	0	0	0	0	0
13	0	0	0	0	0	0	0	0	0	0	0	0	0	0	0	0	0	0	0	0	0	0	0	0	0	0
14	0	0	0	0	0	0	0	0	0	0	0	0	0	0	0	0	0	0	0	0	0	0	0	0	0	0
15	13,546	0	0	0	0	0	48	183	1,865	518	15	0	1	11	48	92	0	32	200	1,843	5,475	3,208	7	0	0	0
16	11,493	0	0	0	1	0	35	130	2,386	399	10	0	0	17	34	90	0	20	181	2,172	4,653	1,359	5	1	0	0
17	12,972	0	0	0	0	0	25	205	2,551	376	6	0	1	12	49	117	1	20	239	3,004	5,037	1,321	8	0	0	0
18	12,410	0	0	0	0	0	35	358	1,611	314	13	0	3	19	30	69	0	41	395	3,689	4,771	1,054	6	0	1	1
19	11,813	0	0	0	0	0	27	409	1,318	501	69	3	1	10	38	93	3	83	1,114	4,279	3,227	618	19	0	0	1
20	723,240	0	0	7	12	16	4,196	44,812	51,620	11,658	539	30	201	3,200	8,617	5,477	92	6,657	63,448	241,197	243,517	36,719	1,025	128	22	50
21	158,837	1	0	0	9	13	2,257	18,308	9,592	3,348	158	6	102	1,405	2,867	1,069	25	4,696	27,272	66,607	19,862	1,109	101	11	2	17
22	133,579	1	0	2	6	12	2,668	17,527	5,619	2,668	71	3	96	1,451	2,142	695	10	6,369	25,670	56,875	11,260	382	39	3	1	9
23	82,119	0	0	3	9	12	3,314	11,520	3,966	1,911	39	2	115	1,303	1,237	321	5	5,658	16,923	29,630	6,006	120	14	5	2	4
24	84,926	0	0	2	6	22	5,233	8,530	3,461	1,501	29	2	119	1,388	894	181	1	6,215	17,129	38,475	1,669	57	8	2	0	2
25	40,380	0	0	1	14	30	6,044	6,105	2,416	987	13	0	129	1,058	483	84	1	4,998	9,144	8,517	330	20	5	1	0	0
26	61,761	0	0	1	9	58	11,154	4,544	1,867	637	19	0	183	1,490	439	49	1	9,627	19,305	12,226	136	14	1	1	0	0
27	27,749	0	1	3	20	91	7,753	3,010	1,459	360	9	0	176	988	222	18	0	6,423	5,736	1,384	85	11	0	0	0	0
28	23,724	0	1	3	29	187	6,341	3,894	1,089	148	1	1	179	831	136	13	0	5,830	4,416	583	41	1	0	0	0	0
29	16,059	0	1	9	46	249	5,533	1,541	733	88	1	0	191	778	101	6	0	5,206	1,345	199	29	2	1	0	0	0
30	39,090	1	1	18	153	395	10,851	1,584	1,312	176	6	0	467	2,123	149	3	0	20,244	1,116	446	43	1	1	0	0	0
31	5,611	3	2	38	221	241	2,164	731	149	17	1	0	248	177	16	1	0	1,380	146	71	5	0	0	0	0	0
32	3,324	1	7	83	303	170	1,005	498	82	9	0	0	140	103	6	0	0	837	51	26	2	1	0	0	0	0
33	2,078	0	16	133	343	94	645	312	33	1	0	0	81	57	0	0	0	333	21	7	1	0	1	0	0	0
34	1,531	0	27	155	298	50	503	226	19	1	0	0	64	46	0	0	0	130	5	6	1	0	0	0	0	0
35	1,195	0	60	175	173	28	300	251	6	0	0	0	53	33	0	0	0	110	3	3	0	0	0	0	0	0
36	656	0	38	103	93	13	228	76	4	1	0	0	44	15	0	0	0	39	1	1	0	0	0	0	0	0
37	440	0	43	63	42	10	181	52	1	0	0	0	26	4	0	0	0	17	1	0	0	0	0	0	0	0
38	349	0	27	41	27	5	173	31	1	0	0	0	31	4	0	0	0	5	2	2	0	0	0	0	0	0
39	179	0	15	23	9	3	81	18	1	0	0	0	16	1	0	0	0	9	1	2	0	0	0	0	0	0
40	122	0	11	6	2	0	61	14	0	0	0	0	20	3	0	0	0	1	2	2	0	0	0	0	0	0
41	62	0	2	7	6	0	32	4	1	0	0	0	8	2	0	0	0	0	0	0	0	0	0	0	0	0
42	50	0	1	0	4	0	29	4	0	0	0	0	9	1	0	0	0	2	0	0	0	0	0	0	0	0
43+	40	0	2	1	3	2	22	2	0	0	0	0	4	1	0	0	0	3	0	0	0	0	0	0	0	0
UNK	4,781	0	0	0	0	0	135	566	1,210	193	15	8	0	8	26	28	15	123	219	968	883	375	9	0	0	0
<b>TOT</b>	<b>1,474,116</b>	<b>7</b>	<b>255</b>	<b>877</b>	<b>1,838</b>	<b>1,701</b>	<b>71,073</b>	<b>125,445</b>	<b>94,372</b>	<b>25,812</b>	<b>1,014</b>	<b>55</b>	<b>2,708</b>	<b>16,539</b>	<b>17,534</b>	<b>8,406</b>	<b>154</b>	<b>85,108</b>	<b>194,085</b>	<b>472,214</b>	<b>307,033</b>	<b>46,372</b>	<b>1,250</b>	<b>152</b>	<b>28</b>	<b>84</b>
<b>AVG</b>	<b>22.2</b>	<b>28.8</b>	<b>36.4</b>	<b>34.7</b>	<b>33.0</b>	<b>30.3</b>	<b>27.1</b>	<b>22.8</b>	<b>21.4</b>	<b>21.6</b>	<b>21.1</b>	<b>21.2</b>	<b>28.6</b>	<b>25.0</b>	<b>21.9</b>	<b>21.0</b>	<b>21.0</b>	<b>26.6</b>	<b>22.9</b>	<b>21.6</b>	<b>20.5</b>	<b>19.9</b>	<b>20.7</b>	<b>20.8</b>	<b>20.8</b>	<b>21.1</b>

OFFICERS: AVE/ 23.4

ENLISTED: AVE/ 21.8

## Number of Military Retirees Receiving Retired Pay as of September 30, 2015 by Rank and Years of Service

YOS	DOD TOTAL											DISABILITY ONLY														
	TOTAL	UNK	O-10	O-9	O-8	O-7	O-6	O-5	O-4	O-3	O-2	O-1	W-5	W-4	W-3	W-2	W-1	E-9	E-8	E-7	E-6	E-5	E-4	E-3	E-2	E-1
0	1,399	7	0	0	0	0	1	3	2	13	16	34	0	0	1	0	0	0	4	9	21	41	133	318	599	197
1	5,689	3	0	0	0	0	0	4	14	46	137	150	0	1	1	1	5	0	6	17	56	319	1,898	2,169	735	127
2	8,339	5	0	0	0	0	1	7	41	216	539	95	0	0	2	51	6	3	11	41	173	1,153	3,769	1,868	292	66
3	8,489	3	0	0	0	0	3	15	42	423	534	60	0	0	1	41	3	3	22	56	207	1,543	4,317	1,026	135	55
4	7,981	1	0	0	1	0	3	21	52	689	241	35	0	3	6	30	4	8	29	102	359	2,431	3,361	493	84	28
5	6,525	3	0	0	0	0	5	32	59	621	112	17	0	4	7	36	3	11	37	176	576	2,735	1,869	180	24	18
6	6,014	3	0	0	0	0	10	32	92	582	56	10	1	4	12	34	4	21	79	198	828	2,704	1,215	100	19	10
7	5,504	1	0	0	0	0	6	48	119	554	55	3	0	8	12	36	4	38	94	236	1,146	2,259	818	48	10	9
8	5,191	0	0	0	0	1	12	56	143	464	29	8	0	9	13	29	0	36	94	317	1,400	1,999	519	50	6	6
9	4,547	0	0	0	0	0	17	44	164	427	22	6	2	8	16	37	5	41	104	296	1,445	1,593	292	21	6	1
10	4,063	0	0	0	0	0	14	56	210	356	23	4	0	14	14	36	4	42	113	346	1,412	1,227	181	9	2	0
11	3,683	0	0	0	0	0	11	62	219	261	22	4	2	5	20	38	3	37	96	449	1,319	1,006	114	8	2	5
12	3,383	0	0	0	0	0	16	67	261	237	20	2	1	9	24	29	2	21	76	464	1,282	797	65	8	1	1
13	2,934	0	0	0	0	0	20	72	245	162	19	3	4	9	19	46	1	17	93	493	1,147	533	45	4	1	1
14	2,772	0	0	0	0	0	14	59	241	150	7	3	0	9	16	43	1	32	76	550	1,099	444	26	1	1	0
15	2,349	0	0	0	0	0	20	66	200	126	6	0	2	10	19	32	2	15	75	536	905	313	19	3	0	0
16	2,141	0	0	0	0	0	11	76	160	99	5	2	0	11	20	30	2	15	106	565	836	190	13	0	0	0
17	1,893	0	0	0	0	0	11	83	122	72	8	1	1	6	17	19	1	16	94	558	713	163	5	0	2	1
18	1,783	0	0	0	0	0	19	87	113	58	3	1	1	6	30	15	0	19	144	564	580	139	3	1	0	0
19	1,434	0	0	0	0	0	15	78	103	39	2	2	1	5	26	16	1	11	140	471	433	88	2	1	0	0
20	11,342	0	0	1	0	0	42	447	441	283	28	1	2	66	171	103	0	206	1,447	4,163	3,392	519	25	2	1	2
21	4,213	0	0	0	0	1	38	256	198	140	10	0	1	52	97	31	1	140	745	1,718	722	58	5	0	0	0
22	2,877	0	0	0	0	0	63	246	139	121	2	0	3	52	65	22	0	158	570	1,125	288	21	1	0	1	0
23	1,949	0	0	0	0	0	76	166	91	57	4	0	5	47	38	13	1	172	432	706	134	7	0	0	0	0
24	1,380	0	0	0	0	1	83	146	61	54	1	0	3	46	29	7	0	162	329	403	49	4	2	0	0	0
25	899	0	0	0	0	0	68	102	42	18	0	0	1	42	9	4	0	127	241	225	17	1	2	0	0	0
26	793	0	0	0	0	1	106	70	45	19	0	0	3	38	8	1	0	184	201	107	10	0	0	0	0	0
27	556	0	0	0	2	0	75	60	25	6	0	0	5	34	4	1	0	157	134	44	7	2	0	0	0	0
28	429	0	0	0	0	3	80	57	22	4	0	0	2	32	2	0	0	119	81	24	3	0	0	0	0	0
29	287	0	0	0	2	3	65	33	18	5	1	0	4	15	2	0	0	97	27	12	2	1	0	0	0	0
30	363	0	0	0	1	6	89	29	16	3	0	0	6	22	4	0	0	146	25	14	2	0	0	0	0	0
31	110	0	0	0	2	2	35	11	2	0	0	0	2	7	2	0	0	36	6	3	2	0	0	0	0	0
32	61	0	0	0	0	0	23	7	0	0	0	0	1	7	0	0	0	16	5	1	1	0	0	0	0	0
33	34	0	0	1	1	2	14	5	0	0	0	0	5	3	0	0	0	3	0	0	0	0	0	0	0	0
34	27	0	0	1	4	0	9	5	0	0	0	0	1	0	0	0	0	5	1	1	0	0	0	0	0	0
35	18	0	1	2	2	1	7	2	0	0	0	0	1	1	0	0	0	1	0	0	0	0	0	0	0	0
36	10	0	1	0	1	0	4	0	0	0	0	0	1	1	0	0	0	1	0	1	0	0	0	0	0	0
37	5	0	0	0	1	0	1	0	0	0	0	0	1	1	0	0	0	0	0	1	0	0	0	0	0	0
38	3	0	0	0	0	0	1	0	0	0	0	0	0	1	0	0	0	1	0	0	0	0	0	0	0	0
39	1	0	0	0	0	0	0	0	0	0	0	0	1	0	0	0	0	0	0	0	0	0	0	0	0	0
40	3	0	0	0	0	0	2	0	0	0	0	0	1	0	0	0	0	0	0	0	0	0	0	0	0	0
41	1	0	0	0	0	1	0	0	0	0	0	0	0	0	0	0	0	0	0	0	0	0	0	0	0	0
42	0	0	0	0	0	0	0	0	0	0	0	0	0	0	0	0	0	0	0	0	0	0	0	0	0	0
43+	0	0	0	0	0	0	0	0	0	0	0	0	0	0	0	0	0	0	0	0	0	0	0	0	0	0
UNK	786	0	0	0	0	0	8	20	33	85	129	43	0	0	2	0	20	1	3	18	29	115	122	103	37	18
<b>TOT</b>	<b>112,260</b>	<b>26</b>	<b>2</b>	<b>5</b>	<b>17</b>	<b>22</b>	<b>1,098</b>	<b>2,630</b>	<b>3,735</b>	<b>6,390</b>	<b>2,031</b>	<b>484</b>	<b>64</b>	<b>588</b>	<b>709</b>	<b>781</b>	<b>73</b>	<b>2,118</b>	<b>5,740</b>	<b>15,010</b>	<b>20,595</b>	<b>22,405</b>	<b>18,821</b>	<b>6,413</b>	<b>1,958</b>	<b>545</b>
<b>AVG</b>	<b>11.1</b>	<b>3.0</b>	<b>36.0</b>	<b>31.9</b>	<b>31.1</b>	<b>29.3</b>	<b>24.1</b>	<b>19.5</b>	<b>15.3</b>	<b>9.7</b>	<b>4.7</b>	<b>3.4</b>	<b>25.2</b>	<b>22.3</b>	<b>18.6</b>	<b>12.7</b>	<b>8.4</b>	<b>22.8</b>	<b>20.1</b>	<b>18.1</b>	<b>13.6</b>	<b>8.0</b>	<b>4.3</b>	<b>2.7</b>	<b>1.9</b>	<b>2.3</b>

OFFICERS: AVE/ 13.4

ENLISTED: AVE/ 10.7

## Number of Military Retirees Retired as of September 30, 2015 and Receiving Retired Pay by Rank and Average Monthly Gross/Net\$\$

\*\*\*\*\***(ARMY)**\*\*\*\*\*

RANK/GROUPING	<u>ALL RETIREES INCLUDING RESERVES</u>			<u>ALL RETIREES EXCLUDING RESERVES</u>			<u>RESERVE RETIREES ONLY</u>			<u>NON-DISABILITY INCLUDING RESERVES</u>			<u>NON-DISABILITY EXCLUDING RESERVES</u>			<u>DISABILITY RETIREES ONLY</u>		
	NUMBER	MONTHLY		NUMBER	MONTHLY		NUMBER	MONTHLY		NUMBER	MONTHLY		NUMBER	MONTHLY		NUMBER	MONTHLY	
		AVG	AVG		AVG	AVG		AVG	AVG		AVG	AVG		AVG	AVG		AVG	AVG
<b>O-10</b>	76	12,705	13,597	76	12,705	13,597	0	0	0	76	12,705	13,597	76	12,705	13,597	0	0	0
<b>O-9</b>	334	10,980	11,732	327	11,084	11,838	7	6,113	6,781	333	10,999	11,752	326	11,104	11,859	1	4,360	5,148
<b>O-8</b>	1,180	6,965	7,451	604	9,581	10,188	576	4,221	4,581	1,173	6,954	7,441	597	9,592	10,199	7	8,698	9,177
<b>O-7</b>	1,471	5,316	5,667	635	8,050	8,523	836	3,239	3,498	1,457	5,287	5,638	621	8,044	8,520	14	8,304	8,666
<b>O-6</b>	41,215	4,819	5,114	24,751	6,405	6,773	16,464	2,436	2,619	40,755	4,810	5,095	24,291	6,418	6,774	460	5,686	6,741
<b>O-5</b>	72,091	3,355	3,562	44,620	4,287	4,535	27,471	1,840	1,981	70,833	3,347	3,536	43,362	4,302	4,522	1,258	3,768	4,981
<b>O-4</b>	40,168	2,586	2,797	26,492	3,201	3,467	13,676	1,396	1,500	38,379	2,596	2,744	24,703	3,261	3,432	1,789	2,374	3,944
<b>O-3</b>	13,155	1,850	2,273	7,651	2,334	2,997	5,504	1,176	1,267	9,813	1,936	2,048	4,309	2,906	3,045	3,342	1,596	2,935
<b>O-2</b>	1,722	1,249	1,801	1,309	1,364	2,067	413	883	956	645	1,426	1,516	232	2,392	2,511	1,077	1,143	1,971
<b>O-1</b>	306	1,013	1,346	241	1,114	1,524	65	637	687	85	979	1,040	20	2,094	2,186	221	1,025	1,464
<b>ALL COMMISSIONED</b>	171,718	3,446	3,700	106,706	4,405	4,726	65,012	1,874	2,016	163,549	3,505	3,708	98,537	4,581	4,825	8,169	2,274	3,534
<b>W-5</b>	3,252	4,349	4,651	2,164	5,176	5,497	1,088	2,702	2,967	3,199	4,342	4,636	2,111	5,188	5,497	53	4,723	5,534
<b>W-4</b>	18,510	2,823	3,012	11,437	3,525	3,742	7,073	1,687	1,830	18,080	2,812	2,987	11,007	3,535	3,730	430	3,276	4,046
<b>W-3</b>	15,853	2,334	2,501	13,431	2,536	2,717	2,422	1,213	1,308	15,296	2,340	2,481	12,874	2,552	2,701	557	2,169	3,075
<b>W-2</b>	7,907	1,914	2,113	6,761	2,073	2,294	1,146	973	1,048	7,214	1,977	2,095	6,068	2,167	2,293	693	1,250	2,307
<b>W-1</b>	233	1,123	1,372	111	1,492	1,957	122	787	839	184	1,188	1,270	62	1,979	2,116	49	877	1,756
<b>ALL WARRANT</b>	45,755	2,596	2,788	33,904	2,943	3,153	11,851	1,605	1,742	43,973	2,615	2,777	32,122	2,988	3,159	1,782	2,119	3,048
<b>ALL OFFICERS</b>	217,473	3,268	3,508	140,610	4,052	4,347	76,863	1,832	1,974	207,522	3,317	3,511	130,659	4,190	4,415	9,951	2,246	3,447
<b>E-9</b>	33,924	2,966	3,144	25,228	3,494	3,692	8,696	1,434	1,557	32,992	2,968	3,128	24,296	3,517	3,690	932	2,914	3,740
<b>E-8</b>	112,519	2,010	2,160	83,614	2,333	2,502	28,905	1,078	1,171	109,259	2,008	2,138	80,354	2,342	2,486	3,260	2,105	2,908
<b>E-7</b>	198,034	1,662	1,816	158,416	1,850	2,023	39,618	910	987	189,826	1,668	1,793	150,208	1,869	2,006	8,208	1,504	2,341
<b>E-6</b>	115,017	1,108	1,303	75,200	1,354	1,623	39,817	643	700	103,047	1,142	1,244	63,230	1,456	1,587	11,970	814	1,813
<b>E-5</b>	42,118	656	1,000	23,700	755	1,331	18,418	528	574	28,407	741	814	9,989	1,135	1,257	13,711	479	1,386
<b>E-4</b>	14,896	363	901	12,252	358	1,005	2,644	387	421	2,987	460	501	343	1,026	1,123	11,909	339	1,002
<b>E-3</b>	2,485	347	717	2,445	347	722	40	350	378	79	597	661	39	850	952	2,406	339	718
<b>E-2</b>	916	405	636	908	406	639	8	296	320	21	503	586	13	630	750	895	403	637
<b>E-1</b>	307	443	699	281	449	726	26	378	409	76	555	630	50	647	745	231	407	722
<b>ALL ENLISTED</b>	520,216	1,572	1,763	382,044	1,837	2,071	138,172	840	912	466,694	1,659	1,779	328,522	2,003	2,143	53,522	814	1,631
<b>UNKNOWN RANK</b>	13	412	623	13	412	623	0	0	0	0	0	0	0	0	0	13	412	623
<b>ALL RETIREES</b>	737,702	2,072	2,278	522,667	2,433	2,683	215,035	1,195	1,292	674,216	2,169	2,312	459,181	2,625	2,790	63,486	1,038	1,915

## Number of Military Retirees Retired as of September 30, 2015 and Receiving Retired Pay by Rank and Average Monthly Gross/Net\$\$

\*\*\*\*\***(NAVY)**\*\*\*\*\*

RANK/GROUPING	<u>ALL RETIREES INCLUDING RESERVES</u>			<u>ALL RETIREES EXCLUDING RESERVES</u>			<u>RESERVE RETIREES ONLY</u>			<u>NON-DISABILITY INCLUDING RESERVES</u>			<u>NON-DISABILITY EXCLUDING RESERVES</u>			<u>DISABILITY RETIREES ONLY</u>		
	NUMBER	MONTHLY		NUMBER	MONTHLY		NUMBER	MONTHLY		NUMBER	MONTHLY		NUMBER	MONTHLY		NUMBER	MONTHLY	
		AVG	AVG		AVG	AVG		AVG	AVG		AVG	AVG		AVG	AVG		AVG	AVG
	NET	GROSS	NET	GROSS	NET	GROSS	NET	GROSS	NET	GROSS	NET	GROSS	NET	GROSS	NET	GROSS	NET	GROSS
<b>O-10</b>	56	13,125	13,957	56	13,125	13,957	0	0	0	56	13,125	13,957	56	13,125	13,957	0	0	0
<b>O-9</b>	216	11,377	12,094	214	11,415	12,137	2	7,241	7,557	214	11,403	12,118	212	11,443	12,161	2	8,529	9,527
<b>O-8</b>	760	8,256	8,703	576	9,539	10,039	184	4,239	4,522	756	8,251	8,699	572	9,541	10,043	4	9,238	9,430
<b>O-7</b>	422	7,578	8,073	369	8,151	8,673	53	3,593	3,895	420	7,571	8,065	367	8,146	8,667	2	9,085	9,655
<b>O-6</b>	29,960	4,852	5,104	17,644	6,511	6,820	12,316	2,476	2,646	29,718	4,842	5,092	17,402	6,517	6,824	242	6,090	6,588
<b>O-5</b>	36,640	3,528	3,696	23,974	4,416	4,608	12,666	1,849	1,968	36,238	3,522	3,684	23,572	4,421	4,606	402	4,089	4,744
<b>O-4</b>	31,206	3,123	3,270	24,785	3,549	3,711	6,421	1,476	1,565	30,571	3,130	3,264	24,150	3,570	3,716	635	2,776	3,526
<b>O-3</b>	9,175	2,785	2,993	8,069	3,015	3,244	1,106	1,106	1,166	8,122	2,920	3,047	7,016	3,206	3,344	1,053	1,742	2,580
<b>O-2</b>	678	1,751	2,009	648	1,797	2,066	30	752	773	323	2,323	2,400	293	2,484	2,567	355	1,230	1,654
<b>O-1</b>	114	1,066	1,377	113	1,070	1,384	1	627	627	4	1,681	1,683	3	2,033	2,035	110	1,044	1,366
<b>ALL COMMISSIONED</b>	109,227	3,769	3,962	76,448	4,526	4,746	32,779	2,002	2,133	106,422	3,799	3,979	73,643	4,599	4,801	2,805	2,616	3,305
<b>W-5</b>	175	6,158	6,477	174	6,181	6,501	1	2,240	2,441	175	6,158	6,477	174	6,181	6,501	0	0	0
<b>W-4</b>	4,779	3,697	3,863	4,053	4,092	4,267	726	1,496	1,610	4,673	3,699	3,863	3,947	4,104	4,277	106	3,631	3,872
<b>W-3</b>	3,439	2,727	2,864	3,249	2,813	2,955	190	1,242	1,316	3,340	2,733	2,865	3,150	2,823	2,958	99	2,508	2,838
<b>W-2</b>	1,762	2,195	2,298	1,676	2,257	2,362	86	980	1,042	1,705	2,196	2,296	1,619	2,261	2,363	57	2,164	2,362
<b>W-1</b>	26	1,623	1,640	25	1,639	1,654	1	1,215	1,296	25	1,646	1,664	24	1,664	1,679	1	1,038	1,038
<b>ALL WARRANT</b>	10,181	3,146	3,294	9,177	3,337	3,490	1,004	1,404	1,506	9,918	3,153	3,298	8,914	3,350	3,500	263	2,880	3,145
<b>ALL OFFICERS</b>	119,408	3,715	3,905	85,625	4,399	4,612	33,783	1,984	2,115	116,340	3,744	3,921	82,557	4,464	4,661	3,068	2,639	3,291
<b>E-9</b>	25,990	3,179	3,322	24,255	3,298	3,442	1,735	1,527	1,639	25,457	3,183	3,324	23,722	3,304	3,447	533	3,005	3,219
<b>E-8</b>	47,776	2,314	2,435	44,758	2,390	2,513	3,018	1,199	1,285	46,790	2,317	2,436	43,772	2,394	2,515	986	2,178	2,434
<b>E-7</b>	114,494	1,841	1,952	104,601	1,922	2,037	9,893	980	1,047	111,982	1,844	1,951	102,089	1,928	2,039	2,512	1,694	1,973
<b>E-6</b>	141,330	1,378	1,495	126,873	1,456	1,582	14,457	689	733	137,252	1,386	1,495	122,795	1,468	1,584	4,078	1,110	1,505
<b>E-5</b>	22,236	982	1,128	17,671	1,103	1,278	4,565	513	547	19,270	1,044	1,137	14,705	1,209	1,321	2,966	574	1,064
<b>E-4</b>	2,989	545	813	2,769	559	846	220	374	396	741	818	864	521	1,006	1,062	2,248	455	796
<b>E-3</b>	1,446	410	631	1,436	410	633	10	328	360	90	793	854	80	851	915	1,356	384	616
<b>E-2</b>	435	403	528	435	403	528	0	0	0	7	803	857	7	803	857	428	397	523
<b>E-1</b>	98	415	556	97	417	560	1	241	247	16	625	693	15	650	723	82	374	530
<b>ALL ENLISTED</b>	356,794	1,746	1,867	322,895	1,841	1,969	33,899	836	893	341,605	1,777	1,888	307,706	1,880	1,997	15,189	1,052	1,399
<b>UNKNOWN RANK</b>	15	2,409	2,576	15	2,409	2,576	0	0	0	6	5,498	5,761	6	5,498	5,761	9	350	453
<b>ALL RETIREES</b>	476,217	2,240	2,378	408,535	2,377	2,523	67,682	1,409	1,503	457,951	2,277	2,404	390,269	2,427	2,561	18,266	1,318	1,717



## Number of Military Retirees Retired as of September 30, 2015 and Receiving Retired Pay by Rank and Average Monthly Gross/Net\$\$

\*\*\*\*\***(MARINE CORPS)**\*\*\*\*\*

RANK/GROUPING	<u>ALL RETIREES INCLUDING RESERVES</u>			<u>ALL RETIREES EXCLUDING RESERVES</u>			<u>RESERVE RETIREES ONLY</u>			<u>NON-DISABILITY INCLUDING RESERVES</u>			<u>NON-DISABILITY EXCLUDING RESERVES</u>			<u>DISABILITY RETIREES ONLY</u>		
	NUMBER	MONTHLY		NUMBER	MONTHLY		NUMBER	MONTHLY		NUMBER	MONTHLY		NUMBER	MONTHLY		NUMBER	MONTHLY	
		AVG NET	AVG GROSS		AVG NET	AVG GROSS		AVG NET	AVG GROSS		AVG NET	AVG GROSS		AVG NET	AVG GROSS		AVG NET	AVG GROSS
<b>O-10</b>	29	13,059	13,960	29	13,059	13,960	0	0	0	27	13,223	14,164	27	13,223	14,164	2	10,846	11,212
<b>O-9</b>	81	11,682	12,432	80	11,713	12,472	1	9,175	9,175	80	11,710	12,461	79	11,742	12,503	1	9,426	10,082
<b>O-8</b>	140	8,916	9,498	112	9,888	10,524	28	5,026	5,394	140	8,916	9,498	112	9,888	10,524	0	0	0
<b>O-7</b>	114	7,675	8,039	101	8,125	8,506	13	4,177	4,418	113	7,675	8,042	100	8,129	8,513	1	7,746	7,746
<b>O-6</b>	5,139	5,391	5,682	3,543	6,656	6,996	1,596	2,583	2,763	5,070	5,382	5,669	3,474	6,668	7,004	69	6,070	6,581
<b>O-5</b>	9,317	3,953	4,150	7,486	4,461	4,675	1,831	1,877	2,002	9,163	3,949	4,137	7,332	4,466	4,670	154	4,226	4,912
<b>O-4</b>	8,540	3,273	3,439	7,725	3,460	3,633	815	1,500	1,601	8,283	3,287	3,435	7,468	3,482	3,635	257	2,820	3,586
<b>O-3</b>	3,847	2,957	3,154	3,829	2,963	3,161	18	1,591	1,641	3,284	3,125	3,224	3,266	3,134	3,233	563	1,972	2,746
<b>O-2</b>	556	1,941	2,286	556	1,941	2,286	0	0	0	296	2,508	2,571	296	2,508	2,571	260	1,297	1,961
<b>O-1</b>	56	939	1,367	56	939	1,367	0	0	0	3	2,037	2,213	3	2,037	2,213	53	877	1,319
<b>ALL COMMISSIONED</b>	27,819	3,898	4,111	23,517	4,228	4,454	4,302	2,095	2,238	26,459	3,973	4,160	22,157	4,337	4,533	1,360	2,447	3,161
<b>W-5</b>	503	4,669	4,914	434	5,062	5,321	69	2,197	2,355	492	4,680	4,916	423	5,085	5,333	11	4,170	4,850
<b>W-4</b>	1,929	3,072	3,223	1,485	3,543	3,706	444	1,495	1,609	1,887	3,072	3,217	1,443	3,557	3,712	42	3,090	3,478
<b>W-3</b>	1,615	2,497	2,657	1,531	2,576	2,740	84	1,066	1,138	1,564	2,508	2,655	1,480	2,590	2,741	51	2,161	2,720
<b>W-2</b>	772	2,117	2,256	739	2,174	2,317	33	830	890	742	2,129	2,250	709	2,189	2,313	30	1,822	2,401
<b>W-1</b>	45	2,008	2,084	45	2,008	2,084	0	0	0	42	2,050	2,119	42	2,050	2,119	3	1,420	1,595
<b>ALL WARRANT</b>	4,864	2,885	3,046	4,234	3,094	3,263	630	1,480	1,590	4,727	2,896	3,046	4,097	3,113	3,270	137	2,516	3,029
<b>ALL OFFICERS</b>	32,683	3,747	3,953	27,751	4,055	4,272	4,932	2,017	2,155	31,186	3,810	3,991	26,254	4,146	4,336	1,497	2,453	3,148
<b>E-9</b>	10,266	3,455	3,607	9,291	3,673	3,828	975	1,384	1,493	10,016	3,464	3,612	9,041	3,688	3,840	250	3,116	3,389
<b>E-8</b>	22,946	2,209	2,329	21,718	2,275	2,396	1,228	1,052	1,133	22,266	2,212	2,328	21,038	2,279	2,397	680	2,136	2,363
<b>E-7</b>	25,583	1,749	1,881	24,885	1,773	1,906	698	913	990	24,658	1,760	1,878	23,960	1,784	1,904	925	1,466	1,947
<b>E-6</b>	11,642	1,371	1,553	11,469	1,380	1,565	173	739	809	10,355	1,432	1,552	10,182	1,444	1,565	1,287	873	1,565
<b>E-5</b>	2,586	539	1,225	2,584	538	1,225	2	975	1,025	252	1,255	1,333	250	1,257	1,336	2,334	461	1,213
<b>E-4</b>	2,424	281	927	2,424	281	927	0	0	0	18	1,037	1,131	18	1,037	1,131	2,406	275	925
<b>E-3</b>	1,776	228	708	1,776	228	708	0	0	0	13	950	980	13	950	980	1,763	223	706
<b>E-2</b>	495	267	530	495	267	530	0	0	0	1	745	745	1	745	745	494	266	529
<b>E-1</b>	190	374	542	190	374	542	0	0	0	10	792	842	10	792	842	180	351	526
<b>ALL ENLISTED</b>	77,908	1,920	2,101	74,832	1,953	2,138	3,076	1,108	1,196	67,589	2,109	2,231	64,513	2,156	2,280	10,319	682	1,253
<b>UNKNOWN RANK</b>	3	4,496	4,768	1	7,555	8,081	2	2,966	3,112	3	4,496	4,768	1	7,555	8,081	0	0	0
<b>ALL RETIREES</b>	110,594	2,460	2,648	102,584	2,522	2,716	8,010	1,668	1,787	98,778	2,646	2,787	90,768	2,732	2,875	11,816	906	1,493

## Number of Military Retirees Retired as of September 30, 2015 and Receiving Retired Pay by Rank and Average Monthly Gross/Net\$\$

\*\*\*\*\***(AIR FORCE)**\*\*\*\*\*

RANK/GROUPING	<u>ALL RETIREES INCLUDING RESERVES</u>			<u>ALL RETIREES EXCLUDING RESERVES</u>			<u>RESERVE RETIREES ONLY</u>			<u>NON-DISABILITY INCLUDING RESERVES</u>			<u>NON-DISABILITY EXCLUDING RESERVES</u>			<u>DISABILITY RETIREES ONLY</u>		
	NUMBER	MONTHLY		NUMBER	MONTHLY		NUMBER	MONTHLY		NUMBER	MONTHLY		NUMBER	MONTHLY		NUMBER	MONTHLY	
		AVG	AVG		AVG	AVG		AVG	AVG		AVG	AVG		AVG	AVG		AVG	AVG
<b>O-10</b>	96	12,481	13,363	96	12,481	13,363	0	0	0	96	12,481	13,363	96	12,481	13,363	0	0	0
<b>O-9</b>	265	10,872	11,637	261	10,930	11,693	4	7,058	7,996	264	10,879	11,645	260	10,937	11,702	1	9,089	9,355
<b>O-8</b>	931	7,775	8,268	563	9,622	10,184	368	4,950	5,336	925	7,763	8,257	557	9,622	10,187	6	9,648	9,881
<b>O-7</b>	1,266	5,782	6,155	618	7,902	8,359	648	3,760	4,054	1,261	5,771	6,145	613	7,897	8,356	5	8,410	8,731
<b>O-6</b>	32,833	5,608	5,904	26,233	6,294	6,612	6,600	2,880	3,087	32,506	5,605	5,898	25,906	6,299	6,614	327	5,905	6,482
<b>O-5</b>	70,244	3,758	3,944	51,995	4,348	4,548	18,249	2,078	2,223	69,428	3,755	3,934	51,179	4,352	4,545	816	4,060	4,786
<b>O-4</b>	46,003	3,068	3,231	39,105	3,341	3,515	6,898	1,524	1,625	44,949	3,081	3,223	38,051	3,363	3,512	1,054	2,534	3,607
<b>O-3</b>	13,848	2,676	2,894	12,653	2,785	3,014	1,195	1,519	1,622	12,416	2,785	2,921	11,221	2,920	3,059	1,432	1,722	2,658
<b>O-2</b>	625	1,564	1,841	532	1,643	1,952	93	1,116	1,208	286	2,009	2,118	193	2,439	2,557	339	1,189	1,607
<b>O-1</b>	156	1,181	1,366	129	1,255	1,468	27	827	879	56	1,406	1,461	29	1,945	2,003	100	1,055	1,313
<b>ALL COMMISSIONED</b>	166,267	3,886	4,095	132,185	4,331	4,554	34,082	2,162	2,313	162,187	3,916	4,109	128,105	4,383	4,587	4,080	2,696	3,535
<b>W-5</b>	0	0	0	0	0	0	0	0	0	0	0	0	0	0	0	0	0	0
<b>W-4</b>	164	3,636	3,708	152	3,804	3,875	12	1,499	1,589	154	3,605	3,677	142	3,783	3,853	10	4,107	4,186
<b>W-3</b>	38	2,107	2,162	32	2,282	2,336	6	1,173	1,238	36	2,094	2,153	30	2,278	2,336	2	2,332	2,332
<b>W-2</b>	51	1,334	1,442	11	1,786	1,877	40	1,210	1,322	50	1,337	1,440	10	1,846	1,911	1	1,185	1,536
<b>W-1</b>	49	1,586	1,605	46	1,627	1,642	3	958	1,025	29	1,754	1,782	26	1,846	1,869	20	1,341	1,348
<b>ALL WARRANT</b>	302	2,722	2,790	241	3,094	3,153	61	1,251	1,352	269	2,782	2,853	208	3,231	3,293	33	2,235	2,273
<b>ALL OFFICERS</b>	166,569	3,884	4,093	132,426	4,328	4,552	34,143	2,160	2,312	162,456	3,914	4,107	128,313	4,381	4,585	4,113	2,692	3,525
<b>E-9</b>	36,320	3,120	3,294	28,452	3,524	3,707	7,868	1,656	1,798	35,917	3,119	3,291	28,049	3,529	3,710	403	3,163	3,542
<b>E-8</b>	60,740	2,318	2,463	49,735	2,549	2,702	11,005	1,276	1,385	59,926	2,319	2,459	48,921	2,554	2,701	814	2,270	2,746
<b>E-7</b>	230,982	1,826	1,959	199,322	1,952	2,093	31,660	1,033	1,114	227,617	1,827	1,955	195,957	1,955	2,091	3,365	1,745	2,212
<b>E-6</b>	132,122	1,376	1,494	114,086	1,481	1,609	18,036	710	762	128,862	1,385	1,490	110,826	1,495	1,608	3,260	1,035	1,650
<b>E-5</b>	27,146	1,090	1,241	24,822	1,136	1,298	2,324	593	632	23,752	1,157	1,249	21,428	1,218	1,316	3,394	619	1,190
<b>E-4</b>	2,668	524	859	2,626	525	865	42	432	504	410	929	1,018	368	986	1,077	2,258	450	830
<b>E-3</b>	910	454	684	908	454	685	2	261	261	22	838	901	20	895	965	888	444	678
<b>E-2</b>	148	428	556	148	428	556	0	0	0	7	792	821	7	792	821	141	410	543
<b>E-1</b>	62	527	601	61	529	603	1	419	465	10	721	742	9	755	772	52	490	574
<b>ALL ENLISTED</b>	491,098	1,811	1,946	420,160	1,940	2,084	70,938	1,043	1,126	476,523	1,832	1,957	405,585	1,971	2,102	14,575	1,096	1,585
<b>UNKNOWN RANK</b>	4	332	434	4	332	434	0	0	0	0	0	0	0	0	0	4	332	434
<b>ALL RETIREES</b>	657,671	2,336	2,490	552,590	2,513	2,676	105,081	1,406	1,512	638,979	2,362	2,504	533,898	2,550	2,699	18,692	1,446	2,012

## Number of Military Retirees Retired as of September 30, 2015 and Receiving Retired Pay by Rank and Average Monthly Gross/Net\$\$

\*\*\*\*\***(ALL DOD)**\*\*\*\*\*

RANK/GROUPING	<u>ALL RETIREES INCLUDING RESERVES</u>			<u>ALL RETIREES EXCLUDING RESERVES</u>			<u>RESERVE RETIREES ONLY</u>			<u>NON-DISABILITY INCLUDING RESERVES</u>			<u>NON-DISABILITY EXCLUDING RESERVES</u>			<u>DISABILITY RETIREES ONLY</u>		
	NUMBER	MONTHLY		NUMBER	MONTHLY		NUMBER	MONTHLY		NUMBER	MONTHLY		NUMBER	MONTHLY		NUMBER	MONTHLY	
		AVG	AVG		AVG	AVG		AVG	AVG		AVG	AVG		AVG	AVG		AVG	AVG
	NET	GROSS	NET	GROSS	NET	GROSS	NET	GROSS	NET	GROSS	NET	GROSS	NET	GROSS	NET	GROSS	NET	GROSS
<b>O-10</b>	257	12,753	13,629	257	12,753	13,629	0	0	0	255	12,768	13,648	255	12,768	13,648	2	10,846	11,212
<b>O-9</b>	896	11,107	11,854	882	11,176	11,925	14	6,763	7,410	891	11,125	11,872	877	11,194	11,943	5	7,986	8,728
<b>O-8</b>	3,011	7,632	8,115	1,855	9,599	10,161	1,156	4,475	4,832	2,994	7,623	8,107	1,838	9,603	10,167	17	9,160	9,485
<b>O-7</b>	3,273	5,870	6,249	1,723	8,023	8,495	1,550	3,477	3,752	3,251	5,853	6,232	1,701	8,018	8,492	22	8,374	8,729
<b>O-6</b>	109,147	5,093	5,376	72,171	6,403	6,737	36,976	2,535	2,718	108,049	5,085	5,363	71,073	6,411	6,739	1,098	5,865	6,620
<b>O-5</b>	188,292	3,569	3,760	128,075	4,346	4,562	60,217	1,915	2,052	185,662	3,563	3,744	125,445	4,355	4,556	2,630	3,934	4,880
<b>O-4</b>	125,917	2,942	3,117	98,107	3,365	3,561	27,810	1,449	1,549	122,182	2,955	3,097	94,372	3,398	3,553	3,735	2,518	3,753
<b>O-3</b>	40,025	2,456	2,738	32,202	2,757	3,085	7,823	1,220	1,308	33,635	2,603	2,726	25,812	3,023	3,156	6,390	1,682	2,798
<b>O-2</b>	3,581	1,506	1,923	3,045	1,610	2,087	536	916	990	1,550	1,927	2,013	1,014	2,461	2,554	2,031	1,185	1,854
<b>O-1</b>	632	1,057	1,358	539	1,120	1,465	93	692	743	148	1,181	1,240	55	2,009	2,082	484	1,019	1,395
<b>ALL COMMISSIONED</b>	475,031	3,701	3,923	338,856	4,391	4,645	136,175	1,984	2,126	458,617	3,746	3,939	322,442	4,490	4,705	16,414	2,452	3,464
<b>W-5</b>	3,930	4,470	4,766	2,772	5,221	5,533	1,158	2,672	2,930	3,866	4,468	4,755	2,708	5,235	5,536	64	4,628	5,416
<b>W-4</b>	25,382	3,011	3,192	17,127	3,663	3,864	8,255	1,659	1,799	24,794	3,004	3,174	16,539	3,675	3,860	588	3,341	3,977
<b>W-3</b>	20,945	2,411	2,572	18,243	2,589	2,760	2,702	1,210	1,303	20,236	2,418	2,557	17,534	2,604	2,750	709	2,216	3,014
<b>W-2</b>	10,492	1,973	2,152	9,187	2,114	2,308	1,305	977	1,052	9,711	2,024	2,139	8,406	2,186	2,307	781	1,339	2,314
<b>W-1</b>	353	1,337	1,515	227	1,638	1,885	126	794	847	280	1,417	1,485	154	1,927	2,007	73	1,029	1,628
<b>ALL WARRANT</b>	61,102	2,711	2,893	47,556	3,033	3,228	13,546	1,583	1,716	58,887	2,729	2,887	45,341	3,072	3,237	2,215	2,236	3,046
<b>ALL OFFICERS</b>	536,133	3,588	3,805	386,412	4,224	4,470	149,721	1,947	2,089	517,504	3,630	3,819	367,783	4,315	4,524	18,629	2,426	3,414
<b>E-9</b>	106,500	3,118	3,283	87,226	3,468	3,642	19,274	1,530	1,660	104,382	3,120	3,278	85,108	3,480	3,645	2,118	3,008	3,530
<b>E-8</b>	243,981	2,165	2,305	199,825	2,393	2,543	44,156	1,135	1,231	238,241	2,166	2,295	194,085	2,400	2,537	5,740	2,144	2,739
<b>E-7</b>	569,093	1,768	1,904	487,224	1,903	2,049	81,869	966	1,043	554,083	1,773	1,895	472,214	1,913	2,043	15,010	1,588	2,226
<b>E-6</b>	400,111	1,299	1,441	327,628	1,439	1,600	72,483	669	722	379,516	1,321	1,427	307,033	1,474	1,593	20,595	911	1,711
<b>E-5</b>	94,086	855	1,106	68,777	974	1,302	25,309	531	575	71,681	962	1,047	46,372	1,198	1,305	22,405	511	1,295
<b>E-4</b>	22,977	397	888	20,071	398	955	2,906	386	420	4,156	573	620	1,250	1,006	1,084	18,821	358	947
<b>E-3</b>	6,617	343	691	6,565	343	694	52	342	370	204	732	792	152	865	937	6,413	331	688
<b>E-2</b>	1,994	372	580	1,986	373	581	8	296	320	36	624	689	28	718	794	1,958	368	578
<b>E-1</b>	657	427	623	629	429	633	28	375	405	112	601	668	84	676	756	545	391	614
<b>ALL ENLISTED</b>	1,446,016	1,715	1,869	1,199,931	1,881	2,053	246,085	901	975	1,352,411	1,772	1,892	1,106,326	1,966	2,096	93,605	882	1,544
<b>UNKNOWN RANK</b>	35	1,609	1,794	33	1,527	1,714	2	2,966	3,112	9	5,164	5,430	7	5,792	6,092	26	378	535
<b>ALL RETIREES</b>	1,982,184	2,221	2,393	1,586,376	2,452	2,642	395,808	1,297	1,396	1,869,924	2,286	2,425	1,474,116	2,552	2,701	112,260	1,137	1,855

## Number of Military Retirees Retired During FY2015 and Receiving Retired Pay by Rank and Average Monthly Gross/Net\$\$

\*\*\*\*\***(ARMY)**\*\*\*\*\*

RANK/GROUPING	<u>ALL RETIREES INCLUDING RESERVES</u>			<u>ALL RETIREES EXCLUDING RESERVES</u>			<u>RESERVE RETIREES ONLY</u>			<u>NON-DISABILITY INCLUDING RESERVES</u>			<u>NON-DISABILITY EXCLUDING RESERVES</u>			<u>DISABILITY RETIREES ONLY</u>		
	NUMBER	MONTHLY AVG		NUMBER	MONTHLY AVG		NUMBER	MONTHLY AVG		NUMBER	MONTHLY AVG		NUMBER	MONTHLY AVG		NUMBER	MONTHLY AVG	
		NET	GROSS		NET	GROSS		NET	GROSS		NET	GROSS		NET	GROSS		NET	GROSS
<b>O-10</b>	2	18,856	20,167	2	18,856	20,167	0	0	0	2	18,856	20,167	2	18,856	20,167	0	0	0
<b>O-9</b>	15	14,061	14,634	15	14,061	14,634	0	0	0	15	14,061	14,634	15	14,061	14,634	0	0	0
<b>O-8</b>	25	8,548	9,236	12	11,448	12,324	13	5,870	6,385	25	8,548	9,236	12	11,448	12,324	0	0	0
<b>O-7</b>	41	6,806	7,180	21	8,896	9,435	20	4,612	4,813	41	6,806	7,180	21	8,896	9,435	0	0	0
<b>O-6</b>	1,283	5,716	6,115	898	6,736	7,193	385	3,337	3,600	1,226	5,754	6,083	841	6,861	7,220	57	4,898	6,787
<b>O-5</b>	2,126	3,910	4,237	1,409	4,682	5,083	717	2,393	2,575	1,982	3,928	4,141	1,265	4,798	5,028	144	3,664	5,561
<b>O-4</b>	1,788	2,828	3,251	1,275	3,285	3,827	513	1,694	1,821	1,532	2,890	3,051	1,019	3,493	3,670	256	2,458	4,452
<b>O-3</b>	979	2,121	2,912	726	2,391	3,420	253	1,347	1,456	616	2,438	2,565	363	3,198	3,338	363	1,584	3,502
<b>O-2</b>	102	1,179	2,207	81	1,195	2,457	21	1,117	1,243	27	1,450	1,561	6	2,615	2,674	75	1,082	2,440
<b>O-1</b>	14	732	1,546	11	733	1,762	3	729	753	3	729	753	0	0	0	11	733	1,762
<b>ALL COMMISSIONED</b>	6,375	3,710	4,165	4,450	4,325	4,900	1,925	2,288	2,464	5,469	3,941	4,160	3,544	4,839	5,081	906	2,318	4,195
<b>W-5</b>	174	5,442	5,750	146	5,836	6,148	28	3,386	3,673	161	5,454	5,731	133	5,889	6,165	13	5,295	5,980
<b>W-4</b>	597	3,566	3,836	478	3,859	4,149	119	2,390	2,581	554	3,597	3,785	435	3,928	4,115	43	3,167	4,496
<b>W-3</b>	433	2,576	2,927	368	2,736	3,123	65	1,667	1,813	350	2,633	2,784	285	2,854	3,005	83	2,333	3,529
<b>W-2</b>	273	1,832	2,366	244	1,885	2,466	29	1,386	1,523	197	2,086	2,223	168	2,207	2,344	76	1,171	2,736
<b>W-1</b>	11	1,041	1,606	7	1,020	1,785	4	1,078	1,291	4	1,078	1,291	0	0	0	7	1,020	1,785
<b>ALL WARRANT</b>	1,488	3,161	3,509	1,243	3,355	3,736	245	2,172	2,356	1,266	3,324	3,505	1,021	3,600	3,781	222	2,229	3,534
<b>ALL OFFICERS</b>	7,863	3,606	4,041	5,693	4,114	4,646	2,170	2,275	2,451	6,735	3,825	4,036	4,565	4,562	4,790	1,128	2,301	4,065
<b>E-9</b>	1,103	3,749	4,047	884	4,157	4,480	219	2,102	2,301	963	3,853	4,029	744	4,368	4,538	140	3,032	4,170
<b>E-8</b>	3,198	2,348	2,610	2,319	2,721	3,034	879	1,365	1,489	2,749	2,378	2,505	1,870	2,854	2,982	449	2,167	3,252
<b>E-7</b>	5,920	1,865	2,158	4,579	2,081	2,431	1,341	1,127	1,226	4,821	1,937	2,045	3,480	2,248	2,361	1,099	1,552	2,655
<b>E-6</b>	4,756	1,112	1,523	3,039	1,305	1,909	1,717	770	840	3,344	1,212	1,298	1,627	1,678	1,782	1,412	876	2,056
<b>E-5</b>	2,554	698	1,165	1,380	791	1,611	1,174	588	641	1,467	748	807	293	1,388	1,472	1,087	630	1,648
<b>E-4</b>	1,026	507	973	767	541	1,152	259	407	443	286	473	510	27	1,109	1,155	740	520	1,152
<b>E-3</b>	103	523	865	98	535	894	5	288	293	6	365	380	1	747	813	97	533	895
<b>E-2</b>	39	736	802	39	736	802	0	0	0	1	871	916	1	871	916	38	732	799
<b>E-1</b>	19	639	757	18	648	770	1	491	522	3	639	666	2	713	738	16	639	775
<b>ALL ENLISTED</b>	18,718	1,623	1,974	13,123	1,911	2,375	5,595	946	1,031	13,640	1,823	1,928	8,045	2,434	2,552	5,078	1,083	2,095
<b>UNKNOWN RANK</b>	1	403	403	1	403	403	0	0	0	0	0	0	0	0	0	1	403	403
<b>ALL RETIREES</b>	26,582	2,210	2,585	18,817	2,578	3,062	7,765	1,317	1,428	20,375	2,485	2,625	12,610	3,204	3,362	6,207	1,305	2,453

Excluding members who retired during the fiscal year and died before the end of the year.

## Number of Military Retirees Retired During FY2015 and Receiving Retired Pay by Rank and Average Monthly Gross/Net\$\$

\*\*\*\*\***(NAVY)**\*\*\*\*\*

RANK/GROUPING	<u>ALL RETIREES INCLUDING RESERVES</u>			<u>ALL RETIREES EXCLUDING RESERVES</u>			<u>RESERVE RETIREES ONLY</u>			<u>NON-DISABILITY INCLUDING RESERVES</u>			<u>NON-DISABILITY EXCLUDING RESERVES</u>			<u>DISABILITY RETIREES ONLY</u>		
	NUMBER	MONTHLY AVG		NUMBER	MONTHLY AVG		NUMBER	MONTHLY AVG		NUMBER	MONTHLY AVG		NUMBER	MONTHLY AVG		NUMBER	MONTHLY AVG	
		NET	GROSS		NET	GROSS		NET	GROSS		NET	GROSS		NET	GROSS		NET	GROSS
<b>O-10</b>	2	17,862	19,104	2	17,862	19,104	0	0	0	2	17,862	19,104	2	17,862	19,104	0	0	0
<b>O-9</b>	9	13,580	14,417	9	13,580	14,417	0	0	0	9	13,580	14,417	9	13,580	14,417	0	0	0
<b>O-8</b>	17	9,013	9,713	10	11,518	12,379	7	5,436	5,906	17	9,013	9,713	10	11,518	12,379	0	0	0
<b>O-7</b>	16	7,418	7,993	11	9,170	9,851	5	3,562	3,905	16	7,418	7,993	11	9,170	9,851	0	0	0
<b>O-6</b>	885	5,309	5,640	501	7,029	7,432	384	3,066	3,302	881	5,306	5,632	497	7,036	7,433	4	6,118	7,411
<b>O-5</b>	1,126	3,606	3,812	589	4,845	5,097	537	2,247	2,402	1,118	3,596	3,798	581	4,843	5,088	8	5,038	5,757
<b>O-4</b>	831	3,484	3,682	606	4,108	4,328	225	1,803	1,944	813	3,491	3,668	588	4,137	4,327	18	3,143	4,344
<b>O-3</b>	238	2,976	3,480	208	3,168	3,728	30	1,642	1,756	186	3,307	3,495	156	3,627	3,829	52	1,792	3,427
<b>O-2</b>	15	878	1,836	14	866	1,893	1	1,045	1,045	1	1,045	1,045	0	0	0	14	866	1,893
<b>O-1</b>	6	793	1,524	6	793	1,524	0	0	0	0	0	0	0	0	0	6	793	1,524
<b>ALL COMMISSIONED</b>	3,145	4,073	4,347	1,956	5,069	5,399	1,189	2,436	2,615	3,043	4,134	4,371	1,854	5,223	5,497	102	2,269	3,605
<b>W-5</b>	11	6,363	6,718	11	6,363	6,718	0	0	0	11	6,363	6,718	11	6,363	6,718	0	0	0
<b>W-4</b>	96	4,787	4,990	88	5,018	5,224	8	2,245	2,422	95	4,791	4,993	87	5,025	5,229	1	4,482	4,747
<b>W-3</b>	53	3,562	3,712	47	3,794	3,950	6	1,746	1,850	53	3,562	3,712	47	3,794	3,950	0	0	0
<b>W-2</b>	11	2,561	2,647	9	2,797	2,871	2	1,503	1,638	11	2,561	2,647	9	2,797	2,871	0	0	0
<b>W-1</b>	0	0	0	0	0	0	0	0	0	0	0	0	0	0	0	0	0	0
<b>ALL WARRANT</b>	171	4,366	4,555	155	4,614	4,807	16	1,965	2,110	170	4,365	4,553	154	4,614	4,807	1	4,482	4,747
<b>ALL OFFICERS</b>	3,316	4,088	4,357	2,111	5,035	5,355	1,205	2,429	2,609	3,213	4,146	4,381	2,008	5,176	5,445	103	2,290	3,616
<b>E-9</b>	402	4,060	4,236	351	4,364	4,541	51	1,972	2,134	400	4,070	4,234	349	4,377	4,541	2	2,134	4,621
<b>E-8</b>	940	2,661	2,810	854	2,794	2,947	86	1,335	1,451	917	2,669	2,799	831	2,807	2,939	23	2,322	3,225
<b>E-7</b>	1,901	2,047	2,170	1,618	2,202	2,333	283	1,157	1,237	1,851	2,059	2,161	1,568	2,222	2,328	50	1,596	2,495
<b>E-6</b>	2,503	1,407	1,543	1,948	1,583	1,741	555	790	847	2,387	1,439	1,527	1,832	1,635	1,734	116	763	1,858
<b>E-5</b>	541	887	1,210	378	1,017	1,459	163	587	632	403	1,035	1,115	240	1,340	1,443	138	455	1,486
<b>E-4</b>	94	379	1,037	85	380	1,107	9	372	378	14	555	650	5	884	1,141	80	348	1,105
<b>E-3</b>	54	262	865	53	260	874	1	387	397	2	728	733	1	1,068	1,068	52	244	870
<b>E-2</b>	1	31	867	1	31	867	0	0	0	0	0	0	0	0	0	1	31	867
<b>E-1</b>	2	801	801	2	801	801	0	0	0	2	801	801	2	801	801	0	0	0
<b>ALL ENLISTED</b>	6,438	1,876	2,040	5,290	2,079	2,263	1,148	941	1,011	5,976	1,966	2,070	4,828	2,210	2,321	462	713	1,652
<b>UNKNOWN RANK</b>	1	719	719	1	719	719	0	0	0	0	0	0	0	0	0	1	719	719
<b>ALL RETIREES</b>	9,755	2,628	2,827	7,402	2,922	3,145	2,353	1,703	1,829	9,189	2,728	2,878	6,836	3,081	3,239	566	1,000	2,008

Excluding members who retired during the fiscal year and died before the end of the year.

## Number of Military Retirees Retired During FY2015 and Receiving Retired Pay by Rank and Average Monthly Gross/Net\$\$

\*\*\*\*\***(MARINE CORPS)**\*\*\*\*\*

RANK/GROUPING	<u>ALL RETIREES INCLUDING RESERVES</u>			<u>ALL RETIREES EXCLUDING RESERVES</u>			<u>RESERVE RETIREES ONLY</u>			<u>NON-DISABILITY INCLUDING RESERVES</u>			<u>NON-DISABILITY EXCLUDING RESERVES</u>			<u>DISABILITY RETIREES ONLY</u>		
	NUMBER	MONTHLY AVG		NUMBER	MONTHLY AVG		NUMBER	MONTHLY AVG		NUMBER	MONTHLY AVG		NUMBER	MONTHLY AVG		NUMBER	MONTHLY AVG	
		NET	GROSS		NET	GROSS		NET	GROSS		NET	GROSS		NET	GROSS		NET	GROSS
<b>O-10</b>	1	21,405	22,893	1	21,405	22,893	0	0	0	1	21,405	22,893	1	21,405	22,893	0	0	0
<b>O-9</b>	3	16,430	17,572	3	16,430	17,572	0	0	0	3	16,430	17,572	3	16,430	17,572	0	0	0
<b>O-8</b>	4	10,841	11,645	3	11,896	12,723	1	7,676	8,413	4	10,841	11,645	3	11,896	12,723	0	0	0
<b>O-7</b>	2	10,087	10,087	2	10,087	10,087	0	0	0	2	10,087	10,087	2	10,087	10,087	0	0	0
<b>O-6</b>	129	5,674	6,063	84	6,660	7,082	45	3,834	4,161	128	5,681	6,064	83	6,682	7,096	1	4,826	5,919
<b>O-5</b>	348	4,154	4,414	277	4,547	4,828	71	2,618	2,799	342	4,157	4,397	271	4,560	4,816	6	3,998	5,390
<b>O-4</b>	415	3,224	3,421	357	3,429	3,628	58	1,960	2,150	406	3,229	3,401	348	3,440	3,609	9	2,997	4,344
<b>O-3</b>	128	2,666	3,161	128	2,666	3,161	0	0	0	99	3,020	3,168	99	3,020	3,168	29	1,458	3,137
<b>O-2</b>	2	1,968	2,744	2	1,968	2,744	0	0	0	1	3,160	3,160	1	3,160	3,160	1	777	2,328
<b>O-1</b>	0	0	0	0	0	0	0	0	0	0	0	0	0	0	0	0	0	0
<b>ALL COMMISSIONED</b>	1,032	3,871	4,157	857	4,101	4,401	175	2,742	2,966	986	3,951	4,178	811	4,212	4,440	46	2,149	3,710
<b>W-5</b>	28	5,267	5,521	25	5,586	5,847	3	2,611	2,809	28	5,267	5,521	25	5,586	5,847	0	0	0
<b>W-4</b>	49	3,702	3,860	41	4,077	4,245	8	1,777	1,884	48	3,715	3,864	40	4,103	4,260	1	3,054	3,630
<b>W-3</b>	69	2,917	3,063	66	2,987	3,135	3	1,382	1,471	65	2,953	3,088	62	3,030	3,167	4	2,329	2,646
<b>W-2</b>	30	2,195	2,427	29	2,221	2,457	1	1,428	1,566	24	2,270	2,364	23	2,306	2,399	6	1,895	2,681
<b>W-1</b>	1	2,314	2,314	1	2,314	2,314	0	0	0	1	2,314	2,314	1	2,314	2,314	0	0	0
<b>ALL WARRANT</b>	177	3,380	3,560	162	3,523	3,708	15	1,841	1,965	166	3,461	3,614	151	3,622	3,778	11	2,158	2,754
<b>ALL OFFICERS</b>	1,209	3,799	4,070	1,019	4,009	4,291	190	2,671	2,887	1,152	3,881	4,097	962	4,120	4,336	57	2,150	3,525
<b>E-9</b>	293	4,021	4,184	271	4,202	4,364	22	1,782	1,962	291	4,027	4,186	269	4,210	4,367	2	3,170	3,913
<b>E-8</b>	553	2,382	2,537	505	2,492	2,652	48	1,217	1,324	530	2,374	2,498	482	2,490	2,615	23	2,553	3,429
<b>E-7</b>	891	1,808	1,956	849	1,848	2,000	42	1,002	1,076	842	1,827	1,923	800	1,871	1,967	49	1,480	2,532
<b>E-6</b>	1,026	1,327	1,539	1,019	1,331	1,543	7	880	931	897	1,381	1,472	890	1,385	1,477	129	953	2,004
<b>E-5</b>	188	608	1,634	188	608	1,634	0	0	0	8	1,480	1,532	8	1,480	1,532	180	569	1,638
<b>E-4</b>	84	355	1,277	84	355	1,277	0	0	0	0	0	0	0	0	0	84	355	1,277
<b>E-3</b>	40	333	1,003	40	333	1,003	0	0	0	0	0	0	0	0	0	40	333	1,003
<b>E-2</b>	10	442	812	10	442	812	0	0	0	0	0	0	0	0	0	10	442	812
<b>E-1</b>	1	712	712	1	712	712	0	0	0	0	0	0	0	0	0	1	712	712
<b>ALL ENLISTED</b>	3,086	1,825	2,079	2,967	1,849	2,109	119	1,226	1,331	2,568	2,033	2,139	2,449	2,072	2,179	518	794	1,777
<b>UNKNOWN RANK</b>	2	2,966	3,112	0	0	0	2	2,966	3,112	2	2,966	3,112	0	0	0	0	0	0
<b>ALL RETIREES</b>	4,297	2,381	2,639	3,986	2,401	2,666	311	2,120	2,293	3,722	2,605	2,746	3,411	2,649	2,787	575	928	1,950

Excluding members who retired during the fiscal year and died before the end of the year.

## Number of Military Retirees Retired During FY2015 and Receiving Retired Pay by Rank and Average Monthly Gross/Net\$\$

\*\*\*\*\***(AIR FORCE)**\*\*\*\*\*

RANK/GROUPING	<u>ALL RETIREES INCLUDING RESERVES</u>			<u>ALL RETIREES EXCLUDING RESERVES</u>			<u>RESERVE RETIREES ONLY</u>			<u>NON-DISABILITY INCLUDING RESERVES</u>			<u>NON-DISABILITY EXCLUDING RESERVES</u>			<u>DISABILITY RETIREES ONLY</u>		
	NUMBER	MONTHLY AVG		NUMBER	MONTHLY AVG		NUMBER	MONTHLY AVG		NUMBER	MONTHLY AVG		NUMBER	MONTHLY AVG		NUMBER	MONTHLY AVG	
		NET	GROSS		NET	GROSS		NET	GROSS		NET	GROSS		NET	GROSS		NET	GROSS
<b>O-10</b>	2	17,552	18,198	2	17,552	18,198	0	0	0	2	17,552	18,198	2	17,552	18,198	0	0	0
<b>O-9</b>	14	13,578	14,562	14	13,578	14,562	0	0	0	14	13,578	14,562	14	13,578	14,562	0	0	0
<b>O-8</b>	28	8,575	9,204	12	10,523	11,295	16	7,115	7,635	27	8,458	9,080	11	10,413	11,181	1	11,731	12,547
<b>O-7</b>	32	6,587	7,004	15	8,168	8,693	17	5,192	5,513	32	6,587	7,004	15	8,168	8,693	0	0	0
<b>O-6</b>	951	5,584	5,936	724	6,250	6,635	227	3,460	3,707	942	5,584	5,927	715	6,258	6,632	9	5,597	6,920
<b>O-5</b>	1,719	3,792	4,033	1,175	4,396	4,670	544	2,486	2,657	1,679	3,793	4,000	1,135	4,419	4,644	40	3,752	5,386
<b>O-4</b>	1,509	3,196	3,465	1,204	3,528	3,827	305	1,887	2,037	1,436	3,242	3,426	1,131	3,608	3,800	73	2,288	4,233
<b>O-3</b>	237	2,102	2,825	165	2,332	3,320	72	1,575	1,690	156	2,483	2,619	84	3,260	3,416	81	1,369	3,221
<b>O-2</b>	15	1,012	1,582	5	479	1,990	10	1,278	1,379	10	1,278	1,379	0	0	0	5	479	1,990
<b>O-1</b>	4	713	1,113	3	580	1,069	1	1,115	1,246	1	1,115	1,246	0	0	0	3	580	1,069
<b>ALL COMMISSIONED</b>	4,511	3,956	4,262	3,319	4,459	4,810	1,192	2,553	2,736	4,299	4,036	4,269	3,107	4,605	4,857	212	2,331	4,120
<b>W-5</b>	0	0	0	0	0	0	0	0	0	0	0	0	0	0	0	0	0	0
<b>W-4</b>	1	1,580	1,883	0	0	0	1	1,580	1,883	1	1,580	1,883	0	0	0	0	0	0
<b>W-3</b>	0	0	0	0	0	0	0	0	0	0	0	0	0	0	0	0	0	0
<b>W-2</b>	1	1,185	1,536	1	1,185	1,536	0	0	0	0	0	0	0	0	0	1	1,185	1,536
<b>W-1</b>	1	1,229	1,340	0	0	0	1	1,229	1,340	1	1,229	1,340	0	0	0	0	0	0
<b>ALL WARRANT</b>	3	1,331	1,586	1	1,185	1,536	2	1,405	1,612	2	1,405	1,612	0	0	0	1	1,185	1,536
<b>ALL OFFICERS</b>	4,514	3,954	4,260	3,320	4,458	4,809	1,194	2,551	2,734	4,301	4,034	4,268	3,107	4,605	4,857	213	2,326	4,107
<b>E-9</b>	942	3,594	3,808	681	4,174	4,407	261	2,081	2,246	922	3,598	3,799	661	4,197	4,413	20	3,438	4,215
<b>E-8</b>	1,567	2,419	2,590	1,129	2,773	2,957	438	1,507	1,641	1,522	2,434	2,575	1,084	2,809	2,952	45	1,920	3,086
<b>E-7</b>	6,095	1,913	2,061	4,749	2,115	2,278	1,346	1,199	1,296	5,895	1,925	2,043	4,549	2,140	2,264	200	1,549	2,600
<b>E-6</b>	2,644	1,192	1,387	1,719	1,401	1,663	925	804	874	2,425	1,239	1,329	1,500	1,508	1,610	219	668	2,022
<b>E-5</b>	522	713	1,288	372	725	1,514	150	683	728	279	982	1,045	129	1,329	1,414	243	405	1,567
<b>E-4</b>	140	341	1,054	135	333	1,064	5	535	766	19	985	1,094	14	1,146	1,212	121	239	1,047
<b>E-3</b>	34	372	848	33	373	865	1	317	317	4	659	675	3	772	795	30	333	872
<b>E-2</b>	3	164	719	3	164	719	0	0	0	0	0	0	0	0	0	3	164	719
<b>E-1</b>	3	778	812	2	958	985	1	419	465	2	596	647	1	774	828	1	1,142	1,142
<b>ALL ENLISTED</b>	11,950	1,876	2,069	8,823	2,126	2,353	3,127	1,173	1,270	11,068	1,958	2,079	7,941	2,267	2,397	882	851	1,953
<b>UNKNOWN RANK</b>	1	304	304	1	304	304	0	0	0	0	0	0	0	0	0	1	304	304
<b>ALL RETIREES</b>	16,465	2,446	2,670	12,144	2,763	3,024	4,321	1,553	1,675	15,369	2,539	2,691	11,048	2,925	3,089	1,096	1,137	2,371

Excluding members who retired during the fiscal year and died before the end of the year.

## Number of Military Retirees Retired During FY2015 and Receiving Retired Pay by Rank and Average Monthly Gross/Net\$\$

\*\*\*\*\***(ALL DOD)**\*\*\*\*\*

RANK/GROUPING	<u>ALL RETIREES INCLUDING RESERVES</u>			<u>ALL RETIREES EXCLUDING RESERVES</u>			<u>RESERVE RETIREES ONLY</u>			<u>NON-DISABILITY INCLUDING RESERVES</u>			<u>NON-DISABILITY EXCLUDING RESERVES</u>			<u>DISABILITY RETIREES ONLY</u>		
	NUMBER	MONTHLY AVG		NUMBER	MONTHLY AVG		NUMBER	MONTHLY AVG		NUMBER	MONTHLY AVG		NUMBER	MONTHLY AVG		NUMBER	MONTHLY AVG	
		NET	GROSS		NET	GROSS		NET	GROSS		NET	GROSS		NET	GROSS		NET	GROSS
<b>O-10</b>	7	18,564	19,690	7	18,564	19,690	0	0	0	7	18,564	19,690	7	18,564	19,690	0	0	0
<b>O-9</b>	41	13,964	14,777	41	13,964	14,777	0	0	0	41	13,964	14,777	41	13,964	14,777	0	0	0
<b>O-8</b>	74	8,789	9,464	37	11,203	12,037	37	6,375	6,890	73	8,749	9,421	36	11,188	12,023	1	11,731	12,547
<b>O-7</b>	91	6,909	7,325	49	8,783	9,328	42	4,722	4,988	91	6,909	7,325	49	8,783	9,328	0	0	0
<b>O-6</b>	3,248	5,565	5,931	2,207	6,640	7,060	1,041	3,285	3,538	3,177	5,577	5,911	2,136	6,693	7,068	71	5,055	6,827
<b>O-5</b>	5,319	3,824	4,093	3,450	4,602	4,924	1,869	2,387	2,558	5,121	3,826	4,037	3,252	4,654	4,887	198	3,747	5,528
<b>O-4</b>	4,543	3,106	3,417	3,442	3,530	3,894	1,101	1,784	1,923	4,187	3,160	3,333	3,086	3,652	3,836	356	2,471	4,399
<b>O-3</b>	1,582	2,291	3,005	1,227	2,544	3,432	355	1,419	1,529	1,057	2,652	2,793	702	3,276	3,432	525	1,565	3,431
<b>O-2</b>	134	1,139	2,104	102	1,130	2,362	32	1,165	1,279	39	1,439	1,542	7	2,693	2,744	95	1,015	2,334
<b>O-1</b>	24	744	1,468	20	728	1,587	4	825	876	4	825	876	0	0	0	20	728	1,587
<b>ALL COMMISSIONED</b>	15,063	3,871	4,231	10,582	4,487	4,924	4,481	2,415	2,596	13,797	4,014	4,242	9,316	4,783	5,033	1,266	2,310	4,117
<b>W-5</b>	213	5,467	5,770	182	5,834	6,141	31	3,311	3,589	200	5,478	5,756	169	5,875	6,154	13	5,295	5,980
<b>W-4</b>	743	3,730	3,984	607	4,042	4,311	136	2,339	2,526	698	3,765	3,952	562	4,110	4,297	45	3,194	4,482
<b>W-3</b>	555	2,712	3,019	481	2,874	3,206	74	1,662	1,802	468	2,783	2,931	394	2,994	3,143	87	2,333	3,489
<b>W-2</b>	315	1,890	2,379	283	1,946	2,475	32	1,394	1,531	232	2,128	2,258	200	2,245	2,374	83	1,224	2,718
<b>W-1</b>	13	1,154	1,640	8	1,182	1,851	5	1,108	1,301	6	1,309	1,470	1	2,314	2,314	7	1,020	1,785
<b>ALL WARRANT</b>	1,839	3,291	3,608	1,561	3,496	3,838	278	2,136	2,315	1,604	3,446	3,625	1,326	3,721	3,899	235	2,231	3,494
<b>ALL OFFICERS</b>	16,902	3,807	4,163	12,143	4,359	4,784	4,759	2,399	2,580	15,401	3,955	4,177	10,642	4,650	4,892	1,501	2,298	4,020
<b>E-9</b>	2,740	3,770	4,007	2,187	4,201	4,453	553	2,067	2,246	2,576	3,815	3,996	2,023	4,293	4,475	164	3,072	4,178
<b>E-8</b>	6,258	2,416	2,628	4,807	2,722	2,961	1,451	1,401	1,528	5,718	2,439	2,570	4,267	2,792	2,925	540	2,169	3,245
<b>E-7</b>	14,807	1,905	2,108	11,795	2,095	2,325	3,012	1,160	1,256	13,409	1,942	2,052	10,397	2,168	2,283	1,398	1,550	2,637
<b>E-6</b>	10,929	1,219	1,496	7,725	1,400	1,764	3,204	783	851	9,053	1,296	1,384	5,849	1,576	1,676	1,876	850	2,036
<b>E-5</b>	3,805	723	1,211	2,318	803	1,572	1,487	598	649	2,157	835	898	670	1,360	1,451	1,648	576	1,622
<b>E-4</b>	1,344	471	1,005	1,071	487	1,147	273	408	447	319	507	551	46	1,096	1,170	1,025	460	1,146
<b>E-3</b>	231	406	886	224	409	904	7	306	312	12	523	537	5	826	853	219	400	906
<b>E-2</b>	53	635	801	53	635	801	0	0	0	1	871	916	1	871	916	52	630	798
<b>E-1</b>	25	672	766	23	691	789	2	455	494	7	673	699	5	760	781	18	671	792
<b>ALL ENLISTED</b>	40,192	1,754	2,021	30,203	1,997	2,323	9,989	1,020	1,107	33,252	1,910	2,020	23,263	2,292	2,412	6,940	1,007	2,024
<b>UNKNOWN RANK</b>	5	1,472	1,530	3	475	475	2	2,966	3,112	2	2,966	3,112	0	0	0	3	475	475
<b>ALL RETIREES</b>	57,099	2,362	2,655	42,349	2,675	3,028	14,750	1,465	1,582	48,655	2,557	2,703	33,905	3,032	3,190	8,444	1,237	2,378

Excluding members who retired during the fiscal year and died before the end of the year.



# Number of Military Retirees as of September 30, 2015

\*\*\*\*\***(ARMY)**\*\*\*\*\*

**NON DISABILITY EXCLUDING RESERVE RETIRED**

**DISABLED RETIREES**

	IN RETIRED APPROPRIATION					NOT IN RETIRED APPROPRIATION				IN RETIRED APPROPRIATION					NOT IN RETIRED APPROPRIATION			
	NUMBER	AVG MONTH NET	AVG MONTH GROSS	NUMBER WITH VA OFFSET	AVG VA OFFSET	NUMBER	AVG MONTH GROSS	NUMBER WITH VA OFFSET	AVG MONTH OFFSET	NUMBER	AVG MONTH NET	AVG MONTH GROSS	NUMBER WITH VA OFFSET	AVG VA OFFSET	NUMBER	AVG MONTH GROSS	NUMBER WITH VA OFFSET	AVG MONTH OFFSET
<b>O-10</b>	76	12,705	13,597	26	410	0	0	0	0	0	0	0	0	0	0	0	0	0
<b>O-9</b>	326	11,104	11,859	107	376	0	0	0	0	1	4,360	5,148	1	788	0	0	0	0
<b>O-8</b>	597	9,592	10,199	213	366	0	0	0	0	7	8,698	9,177	2	1,269	0	0	0	0
<b>O-7</b>	621	8,044	8,520	198	362	0	0	0	0	14	8,304	8,666	2	1,718	0	0	0	0
<b>O-6</b>	24,291	6,418	6,774	8,189	354	18	5,361	0	0	460	5,686	6,741	231	1,664	1	3,237	1	3,237
<b>O-5</b>	43,362	4,302	4,522	14,213	333	115	3,979	1	665	1,258	3,768	4,981	772	1,753	22	3,333	21	3,279
<b>O-4</b>	24,703	3,261	3,432	7,531	333	144	3,204	0	0	1,789	2,374	3,944	1,390	1,889	143	2,779	141	2,752
<b>O-3</b>	4,309	2,906	3,045	1,080	332	43	2,699	0	0	3,342	1,596	2,935	2,534	1,689	688	2,213	676	2,210
<b>O-2</b>	232	2,392	2,511	59	353	9	2,233	0	0	1,077	1,143	1,971	650	1,331	419	1,783	415	1,778
<b>O-1</b>	20	2,094	2,186	4	312	0	0	0	0	221	1,025	1,464	95	990	133	1,449	131	1,455
<b>ALL COMM.</b>	98,537	4,581	4,825	31,620	339	329	3,500	1	665	8,169	2,274	3,534	5,677	1,692	1,406	2,089	1,385	2,081
<b>W-5</b>	2,111	5,188	5,497	604	380	0	0	0	0	53	4,723	5,534	23	1,333	1	2,148	1	2,148
<b>W-4</b>	11,007	3,535	3,730	3,353	349	47	3,246	0	0	430	3,276	4,046	222	1,222	10	2,765	10	2,741
<b>W-3</b>	12,874	2,552	2,701	3,930	338	213	2,593	1	2,828	557	2,169	3,075	343	1,345	69	2,387	64	2,345
<b>W-2</b>	6,068	2,167	2,293	1,774	326	213	2,297	0	0	693	1,250	2,307	520	1,334	236	1,973	233	1,981
<b>W-1</b>	62	1,979	2,116	20	317	1	1,843	0	0	49	877	1,756	35	1,172	49	1,770	48	1,770
<b>ALL WARRANT</b>	32,122	2,988	3,159	9,681	342	474	2,523	1	2,828	1,782	2,119	3,048	1,143	1,311	365	2,046	356	2,040
<b>ALL OFFICERS</b>	130,659	4,190	4,415	41,301	340	803	2,924	2	1,747	9,951	2,246	3,447	6,820	1,628	1,771	2,080	1,741	2,073
<b>E-9</b>	24,296	3,517	3,690	6,364	366	122	2,732	0	0	932	2,914	3,740	470	1,399	23	2,586	22	2,562
<b>E-8</b>	80,354	2,342	2,486	22,380	352	692	2,117	4	1,996	3,260	2,105	2,908	1,891	1,223	346	2,266	327	2,248
<b>E-7</b>	150,208	1,869	2,006	42,128	352	1,207	1,815	1	1,741	8,208	1,504	2,341	5,440	1,143	2,854	1,924	2,799	1,928
<b>E-6</b>	63,230	1,456	1,587	18,110	347	474	1,510	0	0	11,970	814	1,813	10,098	1,115	9,784	1,547	9,704	1,548
<b>E-5</b>	9,989	1,135	1,257	2,797	332	67	1,173	0	0	13,711	479	1,386	11,926	1,000	18,837	1,215	18,748	1,215
<b>E-4</b>	343	1,026	1,123	65	354	2	878	0	0	11,909	339	1,002	9,759	787	27,510	944	27,424	944
<b>E-3</b>	39	850	952	10	306	0	0	0	0	2,406	339	718	1,632	550	8,139	704	8,104	704
<b>E-2</b>	13	630	750	3	470	0	0	0	0	895	403	637	484	424	3,131	646	3,119	647
<b>E-1</b>	50	647	745	12	356	0	0	0	0	231	407	722	136	520	663	713	663	713
<b>ALL ENLISTED</b>	328,522	2,003	2,143	91,869	351	2,564	1,866	5	1,945	53,522	814	1,631	41,836	985	71,287	1,102	70,910	1,101
<b>UNKNOWN</b>	0	0	0	0	0	0	0	0	0	13	412	623	5	545	22	595	22	595
<b>TOTAL</b>	459,181	2,625	2,790	133,170	348	3,367	2,118	7	1,888	63,486	1,038	1,915	48,661	1,075	73,080	1,126	72,673	1,124
<b>SUMMARY TOTAL FOR RESERVE RETIRED ONLY:</b>																		
	215,035	1,195	1,292	23,159	280	797	515	791	506									

## Number of Military Retirees as of September 30, 2015

\*\*\*\*\***(NAVY)**\*\*\*\*\*

**NON DISABILITY EXCLUDING RESERVE RETIRED**

**DISABLED RETIREES**

	IN RETIRED APPROPRIATION					NOT IN RETIRED APPROPRIATION				IN RETIRED APPROPRIATION					NOT IN RETIRED APPROPRIATION			
	NUMBER	AVG MONTH NET	AVG MONTH GROSS	NUMBER WITH VA OFFSET	AVG VA OFFSET	NUMBER	AVG MONTH GROSS	NUMBER WITH VA OFFSET	AVG MONTH OFFSET	NUMBER	AVG MONTH NET	AVG MONTH GROSS	NUMBER WITH VA OFFSET	AVG VA OFFSET	NUMBER	AVG MONTH GROSS	NUMBER WITH VA OFFSET	AVG MONTH OFFSET
<b>O-10</b>	56	13,125	13,957	14	372	0	0	0	0	0	0	0	0	0	0	0	0	0
<b>O-9</b>	212	11,443	12,161	63	360	0	0	0	0	2	8,529	9,527	1	755	0	0	0	0
<b>O-8</b>	572	9,541	10,043	141	367	0	0	0	0	4	9,238	9,430	1	156	0	0	0	0
<b>O-7</b>	367	8,146	8,667	102	382	0	0	0	0	2	9,085	9,655	0	0	0	0	0	0
<b>O-6</b>	17,402	6,517	6,824	4,537	361	6	4,846	0	0	242	6,090	6,588	99	765	1	7,741	1	7,415
<b>O-5</b>	23,572	4,421	4,606	5,559	343	44	4,057	0	0	402	4,089	4,744	194	1,165	12	3,106	12	3,106
<b>O-4</b>	24,150	3,570	3,716	5,824	338	44	3,352	0	0	635	2,776	3,526	318	1,391	55	2,820	54	2,809
<b>O-3</b>	7,016	3,206	3,344	1,697	354	43	2,973	0	0	1,053	1,742	2,580	668	1,253	250	2,073	240	2,055
<b>O-2</b>	293	2,484	2,567	53	319	7	2,545	0	0	355	1,230	1,654	167	875	119	1,733	118	1,726
<b>O-1</b>	3	2,033	2,035	0	0	1	1,733	0	0	110	1,044	1,366	50	689	65	1,498	64	1,507
<b>ALL COMM.</b>	73,643	4,599	4,801	17,990	347	145	3,465	0	0	2,805	2,616	3,305	1,498	1,177	502	2,036	489	2,024
<b>W-5</b>	174	6,181	6,501	40	402	0	0	0	0	0	0	0	0	0	0	0	0	0
<b>W-4</b>	3,947	4,104	4,277	1,090	342	5	3,526	0	0	106	3,631	3,872	42	502	3	3,428	2	3,143
<b>W-3</b>	3,150	2,823	2,958	807	356	24	2,655	0	0	99	2,508	2,838	41	681	4	2,312	2	2,003
<b>W-2</b>	1,619	2,261	2,363	385	324	24	2,071	0	0	57	2,164	2,362	19	473	6	2,065	6	2,065
<b>W-1</b>	24	1,664	1,679	2	133	10	1,704	0	0	1	1,038	1,038	0	0	0	0	0	0
<b>ALL WARRANT</b>	8,914	3,350	3,500	2,324	345	63	2,351	0	0	263	2,880	3,145	102	568	13	2,455	10	2,268
<b>ALL OFFICERS</b>	82,557	4,464	4,661	20,314	347	208	3,128	0	0	3,068	2,639	3,291	1,600	1,138	515	2,047	499	2,029
<b>E-9</b>	23,722	3,304	3,447	6,263	336	274	2,546	0	0	533	3,005	3,219	182	497	8	2,277	3	1,667
<b>E-8</b>	43,772	2,394	2,515	11,119	337	650	2,098	0	0	986	2,178	2,434	415	520	49	2,127	34	2,071
<b>E-7</b>	102,089	1,928	2,039	25,268	339	2,115	1,763	0	0	2,512	1,694	1,973	1,079	589	504	1,773	440	1,795
<b>E-6</b>	122,795	1,468	1,584	32,668	340	1,223	1,542	0	0	4,078	1,110	1,505	2,289	664	2,735	1,398	2,654	1,404
<b>E-5</b>	14,705	1,209	1,321	3,730	346	173	1,282	0	0	2,966	574	1,064	2,079	677	4,989	1,103	4,927	1,104
<b>E-4</b>	521	1,006	1,062	68	352	31	931	0	0	2,248	455	796	1,441	521	4,774	878	4,724	879
<b>E-3</b>	80	851	915	15	308	3	642	0	0	1,356	384	616	762	404	3,971	720	3,934	721
<b>E-2</b>	7	803	857	1	263	0	0	0	0	428	397	523	181	290	1,566	589	1,555	589
<b>E-1</b>	15	650	723	2	456	0	0	0	0	82	374	530	37	338	319	582	313	587
<b>ALL ENLISTED</b>	307,706	1,880	1,997	79,134	339	4,469	1,774	0	0	15,189	1,052	1,399	8,465	590	18,915	978	18,584	975
<b>UNKNOWN</b>	6	5,498	5,761	1	133	0	0	0	0	9	350	453	2	461	15	473	14	447
<b>TOTAL</b>	390,269	2,427	2,561	99,449	341	4,677	1,834	0	0	18,266	1,318	1,717	10,067	677	19,445	1,006	19,097	1,002
<b>SUMMARY TOTAL FOR RESERVE RETIRED ONLY:</b>																		
	67,682	1,409	1,503	4,921	253	116	501	116	501									

## Number of Military Retirees as of September 30, 2015

\*\*\*\*\***(MARINE CORPS)**\*\*\*\*\*

**NON DISABILITY EXCLUDING RESERVE RETIRED**

**DISABLED RETIREES**

	IN RETIRED APPROPRIATION					NOT IN RETIRED APPROPRIATION				IN RETIRED APPROPRIATION					NOT IN RETIRED APPROPRIATION			
	NUMBER	AVG MONTH NET	AVG MONTH GROSS	NUMBER WITH VA OFFSET	AVG VA OFFSET	NUMBER	AVG MONTH GROSS	NUMBER WITH VA OFFSET	AVG MONTH OFFSET	NUMBER	AVG MONTH NET	AVG MONTH GROSS	NUMBER WITH VA OFFSET	AVG VA OFFSET	NUMBER	AVG MONTH GROSS	NUMBER WITH VA OFFSET	AVG MONTH OFFSET
<b>O-10</b>	27	13,223	14,164	7	388	0	0	0	0	2	10,846	11,212	1	292	0	0	0	0
<b>O-9</b>	79	11,742	12,503	20	426	0	0	0	0	1	9,426	10,082	0	0	0	0	0	0
<b>O-8</b>	112	9,888	10,524	36	386	0	0	0	0	0	0	0	0	0	0	0	0	0
<b>O-7</b>	100	8,129	8,513	18	370	0	0	0	0	1	7,746	7,746	0	0	0	0	0	0
<b>O-6</b>	3,474	6,668	7,004	955	383	1	4,662	0	0	69	6,070	6,581	24	833	0	0	0	0
<b>O-5</b>	7,332	4,466	4,670	1,978	353	9	3,981	0	0	154	4,226	4,912	79	1,128	2	4,343	0	0
<b>O-4</b>	7,468	3,482	3,635	1,773	360	12	3,652	0	0	257	2,820	3,586	132	1,394	13	2,812	13	2,808
<b>O-3</b>	3,266	3,134	3,233	644	347	26	3,057	0	0	563	1,972	2,746	321	1,304	82	2,371	81	2,373
<b>O-2</b>	296	2,508	2,571	44	380	15	2,550	0	0	260	1,297	1,961	123	1,390	85	1,887	81	1,883
<b>O-1</b>	3	2,037	2,213	2	264	0	0	0	0	53	877	1,319	27	843	18	1,423	17	1,339
<b>ALL COMM.</b>	22,157	4,337	4,533	5,477	361	63	3,207	0	0	1,360	2,447	3,161	707	1,281	200	2,128	192	2,104
<b>W-5</b>	423	5,085	5,333	103	380	0	0	0	0	11	4,170	4,850	6	1,016	0	0	0	0
<b>W-4</b>	1,443	3,557	3,712	348	380	1	3,151	0	0	42	3,090	3,478	18	758	1	2,879	1	2,879
<b>W-3</b>	1,480	2,590	2,741	390	390	2	2,351	0	0	51	2,161	2,720	32	764	4	1,897	4	1,897
<b>W-2</b>	709	2,189	2,313	168	380	9	2,497	0	0	30	1,822	2,401	17	934	17	2,200	15	2,195
<b>W-1</b>	42	2,050	2,119	5	402	2	2,091	0	0	3	1,420	1,595	2	263	3	1,896	3	1,896
<b>ALL WARRANT</b>	4,097	3,113	3,270	1,014	384	14	2,465	0	0	137	2,516	3,029	75	808	25	2,142	23	2,134
<b>ALL OFFICERS</b>	26,254	4,146	4,336	6,491	364	77	3,072	0	0	1,497	2,453	3,148	782	1,235	225	2,130	215	2,107
<b>E-9</b>	9,041	3,688	3,840	2,074	392	18	2,791	0	0	250	3,116	3,389	80	721	3	2,429	3	2,429
<b>E-8</b>	21,038	2,279	2,397	5,066	363	179	2,080	0	0	680	2,136	2,363	220	615	36	2,157	27	2,166
<b>E-7</b>	23,960	1,784	1,904	6,051	367	202	1,741	0	0	925	1,466	1,947	478	869	292	1,726	283	1,727
<b>E-6</b>	10,182	1,444	1,565	2,401	380	58	1,489	0	0	1,287	873	1,565	973	878	1,170	1,402	1,156	1,402
<b>E-5</b>	250	1,257	1,336	47	326	5	1,109	0	0	2,334	461	1,213	2,006	851	3,088	1,132	3,071	1,133
<b>E-4</b>	18	1,037	1,131	3	472	1	835	0	0	2,406	275	925	2,041	753	4,704	888	4,676	889
<b>E-3</b>	13	950	980	1	133	0	0	0	0	1,763	223	706	1,428	587	4,912	691	4,901	691
<b>E-2</b>	1	745	745	0	0	0	0	0	0	494	266	529	326	395	1,674	537	1,663	538
<b>E-1</b>	10	792	842	2	198	0	0	0	0	180	351	526	83	372	619	515	618	515
<b>ALL ENLISTED</b>	64,513	2,156	2,280	15,645	371	463	1,873	0	0	10,319	682	1,253	7,635	747	16,498	880	16,398	879
<b>UNKNOWN</b>	1	7,555	8,081	0	0	0	0	0	0	0	0	0	0	0	0	0	0	0
<b>TOTAL</b>	90,768	2,732	2,875	22,136	369	540	2,044	0	0	11,816	906	1,493	8,417	793	16,723	896	16,613	895
<b>SUMMARY TOTAL FOR RESERVE RETIRED ONLY:</b>																		
	8,010	1,668	1,787	809	283	4	777	4	777									

## Number of Military Retirees as of September 30, 2015

\*\*\*\*\***(AIR FORCE)**\*\*\*\*\*

**NON DISABILITY EXCLUDING RESERVE RETIRED**

**DISABLED RETIREES**

	IN RETIRED APPROPRIATION					NOT IN RETIRED APPROPRIATION				IN RETIRED APPROPRIATION					NOT IN RETIRED APPROPRIATION			
	NUMBER	AVG MONTH NET	AVG MONTH GROSS	NUMBER WITH VA OFFSET	AVG VA OFFSET	NUMBER	AVG MONTH GROSS	NUMBER WITH VA OFFSET	AVG MONTH OFFSET	NUMBER	AVG MONTH NET	AVG MONTH GROSS	NUMBER WITH VA OFFSET	AVG VA OFFSET	NUMBER	AVG MONTH GROSS	NUMBER WITH VA OFFSET	AVG MONTH OFFSET
<b>O-10</b>	96	12,481	13,363	33	377	0	0	0	0	0	0	0	0	0	0	0	0	0
<b>O-9</b>	260	10,937	11,702	101	372	0	0	0	0	1	9,089	9,355	1	266	0	0	0	0
<b>O-8</b>	557	9,622	10,187	192	362	0	0	0	0	6	9,648	9,881	0	0	0	0	0	0
<b>O-7</b>	613	7,897	8,356	231	363	0	0	0	0	5	8,410	8,731	1	587	0	0	0	0
<b>O-6</b>	25,906	6,299	6,614	8,749	334	19	5,195	0	0	327	5,905	6,482	120	1,121	3	4,684	2	4,679
<b>O-5</b>	51,179	4,352	4,545	16,067	317	66	4,067	0	0	816	4,060	4,786	370	1,380	14	3,063	13	3,055
<b>O-4</b>	38,051	3,363	3,512	10,811	310	126	3,261	0	0	1,054	2,534	3,607	662	1,591	122	2,578	116	2,560
<b>O-3</b>	11,221	2,920	3,059	3,329	300	73	2,906	0	0	1,432	1,722	2,658	941	1,363	422	2,176	419	2,170
<b>O-2</b>	193	2,439	2,557	49	334	9	2,401	0	0	339	1,189	1,607	154	899	174	1,569	168	1,567
<b>O-1</b>	29	1,945	2,003	4	343	1	1,648	0	0	100	1,055	1,313	36	694	79	1,519	77	1,516
<b>ALL COMM.</b>	128,105	4,383	4,587	39,566	318	294	3,447	0	0	4,080	2,696	3,535	2,285	1,377	814	2,067	795	2,057
<b>W-5</b>	0	0	0	0	0	0	0	0	0	0	0	0	0	0	0	0	0	0
<b>W-4</b>	142	3,783	3,853	33	289	3	3,226	0	0	10	4,107	4,186	2	392	1	606	1	606
<b>W-3</b>	30	2,278	2,336	6	287	2	2,465	0	0	2	2,332	2,332	0	0	0	0	0	0
<b>W-2</b>	10	1,846	1,911	1	651	4	1,864	0	0	1	1,185	1,536	1	256	1	2,164	1	2,164
<b>W-1</b>	26	1,846	1,869	1	587	6	1,755	0	0	20	1,341	1,348	1	133	3	1,326	3	1,326
<b>ALL WARRANT</b>	208	3,231	3,293	41	305	15	2,173	0	0	33	2,235	2,273	4	293	5	1,349	5	1,349
<b>ALL OFFICERS</b>	128,313	4,381	4,585	39,607	318	309	3,385	0	0	4,113	2,692	3,525	2,289	1,375	819	2,063	800	2,053
<b>E-9</b>	28,049	3,529	3,710	9,238	329	417	2,788	0	0	403	3,163	3,542	130	920	22	2,635	9	2,634
<b>E-8</b>	48,921	2,554	2,701	15,449	324	957	2,285	0	0	814	2,270	2,746	364	905	95	2,242	70	2,244
<b>E-7</b>	195,957	1,955	2,091	58,570	331	3,565	1,918	2	1,940	3,365	1,745	2,212	1,502	891	895	1,911	811	1,912
<b>E-6</b>	110,826	1,495	1,608	30,773	326	2,778	1,631	1	1,458	3,260	1,035	1,650	2,064	911	3,112	1,540	2,965	1,543
<b>E-5</b>	21,428	1,218	1,316	5,397	324	587	1,357	0	0	3,394	619	1,190	2,421	778	5,953	1,165	5,830	1,168
<b>E-4</b>	368	986	1,077	76	345	5	961	0	0	2,258	450	830	1,460	578	5,327	905	5,244	907
<b>E-3</b>	20	895	965	3	376	0	0	0	0	888	444	678	447	459	2,941	733	2,906	735
<b>E-2</b>	7	792	821	0	0	0	0	0	0	141	410	543	59	310	792	588	780	592
<b>E-1</b>	9	755	772	0	0	0	0	0	0	52	490	574	17	252	180	624	180	624
<b>ALL ENLISTED</b>	405,585	1,971	2,102	119,506	328	8,309	1,868	3	1,779	14,575	1,096	1,585	8,464	782	19,317	1,101	18,795	1,095
<b>UNKNOWN</b>	0	0	0	0	0	0	0	0	0	4	332	434	1	408	6	469	5	478
<b>TOTAL</b>	533,898	2,550	2,699	159,113	326	8,618	1,922	3	1,779	18,692	1,446	2,012	10,754	908	20,142	1,140	19,600	1,134
<b>SUMMARY TOTAL FOR RESERVE RETIRED ONLY:</b>																		
	105,081	1,406	1,512	10,734	255	81	583	79	553									

## Number of Military Retirees as of September 30, 2015

\*\*\*\*\***(ALL DOD)**\*\*\*\*\*

**NON DISABILITY EXCLUDING RESERVE RETIRED**

**DISABLED RETIREES**

	IN RETIRED APPROPRIATION					NOT IN RETIRED APPROPRIATION				IN RETIRED APPROPRIATION					NOT IN RETIRED APPROPRIATION			
	NUMBER	AVG MONTH NET	AVG MONTH GROSS	NUMBER WITH VA OFFSET	AVG VA OFFSET	NUMBER	AVG MONTH GROSS	NUMBER WITH VA OFFSET	AVG MONTH OFFSET	NUMBER	AVG MONTH NET	AVG MONTH GROSS	NUMBER WITH VA OFFSET	AVG VA OFFSET	NUMBER	AVG MONTH GROSS	NUMBER WITH VA OFFSET	AVG MONTH OFFSET
<b>O-10</b>	255	12,768	13,648	80	388	0	0	0	0	2	10,846	11,212	1	292	0	0	0	0
<b>O-9</b>	877	11,194	11,943	291	375	0	0	0	0	5	7,986	8,728	3	603	0	0	0	0
<b>O-8</b>	1,838	9,603	10,167	582	366	0	0	0	0	17	9,160	9,485	3	898	0	0	0	0
<b>O-7</b>	1,701	8,018	8,492	549	366	0	0	0	0	22	8,374	8,729	3	1,341	0	0	0	0
<b>O-6</b>	71,073	6,411	6,739	22,430	349	44	5,203	0	0	1,098	5,865	6,620	474	1,296	5	5,006	4	5,002
<b>O-5</b>	125,445	4,355	4,556	37,817	329	234	4,018	1	665	2,630	3,934	4,880	1,415	1,540	50	3,243	46	3,171
<b>O-4</b>	94,372	3,398	3,553	25,939	326	326	3,263	0	0	3,735	2,518	3,753	2,502	1,720	333	2,713	324	2,695
<b>O-3</b>	25,812	3,023	3,156	6,750	323	185	2,895	0	0	6,390	1,682	2,798	4,464	1,527	1,442	2,187	1,416	2,181
<b>O-2</b>	1,014	2,461	2,554	205	346	40	2,444	0	0	2,031	1,185	1,854	1,094	1,207	797	1,740	782	1,736
<b>O-1</b>	55	2,009	2,082	10	315	2	1,691	0	0	484	1,019	1,395	208	847	295	1,477	289	1,476
<b>ALL COMM.</b>	322,442	4,490	4,705	94,653	333	831	3,453	1	665	16,414	2,452	3,464	10,167	1,517	2,922	2,076	2,861	2,066
<b>W-5</b>	2,708	5,235	5,536	747	381	0	0	0	0	64	4,628	5,416	29	1,268	1	2,148	1	2,148
<b>W-4</b>	16,539	3,675	3,860	4,824	349	56	3,268	0	0	588	3,341	3,977	284	1,080	15	2,761	14	2,656
<b>W-3</b>	17,534	2,604	2,750	5,133	344	241	2,596	1	2,828	709	2,216	3,014	416	1,235	77	2,358	70	2,310
<b>W-2</b>	8,406	2,186	2,307	2,328	330	250	2,276	0	0	781	1,339	2,314	557	1,291	260	1,991	255	1,996
<b>W-1</b>	154	1,927	2,007	28	329	19	1,768	0	0	73	1,029	1,628	38	1,097	55	1,753	54	1,753
<b>ALL WARRANT</b>	45,341	3,072	3,237	13,060	346	566	2,493	1	2,828	2,215	2,236	3,046	1,324	1,222	408	2,057	394	2,042
<b>ALL OFFICERS</b>	367,783	4,315	4,524	107,713	335	1,397	3,064	2	1,747	18,629	2,426	3,414	11,491	1,483	3,330	2,074	3,255	2,063
<b>E-9</b>	85,108	3,480	3,645	23,939	346	831	2,700	0	0	2,118	3,008	3,530	862	1,073	56	2,553	37	2,496
<b>E-8</b>	194,085	2,400	2,537	54,014	342	2,478	2,174	4	1,996	5,740	2,144	2,739	2,890	1,036	526	2,241	458	2,229
<b>E-7</b>	472,214	1,913	2,043	132,017	341	7,089	1,849	3	1,874	15,010	1,588	2,226	8,499	1,012	4,545	1,892	4,333	1,898
<b>E-6</b>	307,033	1,474	1,593	83,952	337	4,533	1,592	1	1,458	20,595	911	1,711	15,424	1,006	16,801	1,511	16,479	1,514
<b>E-5</b>	46,372	1,198	1,305	11,971	333	832	1,325	0	0	22,405	511	1,295	18,432	918	32,867	1,181	32,576	1,182
<b>E-4</b>	1,250	1,006	1,084	212	352	39	930	0	0	18,821	358	947	14,701	735	42,315	925	42,068	926
<b>E-3</b>	152	865	937	29	309	3	642	0	0	6,413	331	688	4,269	527	19,963	708	19,845	709
<b>E-2</b>	28	718	794	4	418	0	0	0	0	1,958	368	578	1,050	386	7,163	602	7,117	603
<b>E-1</b>	84	676	756	16	349	0	0	0	0	545	391	614	273	434	1,781	612	1,774	613
<b>ALL ENLISTED</b>	1,106,326	1,966	2,096	306,154	340	15,805	1,841	8	1,883	93,605	882	1,544	66,400	882	126,017	1,054	124,687	1,052
<b>UNKNOWN</b>	7	5,792	6,092	1	133	0	0	0	0	26	378	535	8	507	43	535	41	530
<b>TOTAL</b>	1,474,116	2,552	2,701	413,868	339	17,202	1,940	10	1,856	112,260	1,137	1,855	77,899	970	129,390	1,080	127,983	1,078
<b>SUMMARY TOTAL FOR RESERVE RETIRED ONLY:</b>																		
	395,808	1,297	1,396	39,623	270	998	520	990	510									

## Number of Military Retirees Who Retired During FY2015

\*\*\*\*\***(ARMY)**\*\*\*\*\*

	NON DISABILITY EXCLUDING RESERVE RETIRED					DISABLED RETIREES													
	IN RETIRED APPROPRIATION		NOT IN RETIRED APPROPRIATION			IN RETIRED APPROPRIATION		NOT IN RETIRED APPROPRIATION											
	NUMBER	AVG MONTH NET	AVG MONTH GROSS	NUMBER WITH VA OFFSET	AVG VA OFFSET	NUMBER	AVG MONTH GROSS	NUMBER WITH VA OFFSET	AVG MONTH OFFSET	NUMBER	AVG MONTH NET	AVG MONTH GROSS	NUMBER WITH VA OFFSET	AVG VA OFFSET	NUMBER	AVG MONTH GROSS	NUMBER WITH VA OFFSET	AVG MONTH OFFSET	
O-10	2	18,856	20,167	0	0	0	0	0	0	0	0	0	0	0	0	0	0	0	0
O-9	15	14,061	14,634	2	411	0	0	0	0	0	0	0	0	0	0	0	0	0	0
O-8	12	11,448	12,324	2	554	0	0	0	0	0	0	0	0	0	0	0	0	0	0
O-7	21	8,896	9,435	0	0	0	0	0	0	0	0	0	0	0	0	0	0	0	0
O-6	841	6,861	7,220	58	514	0	0	0	0	57	4,898	6,787	39	2,302	0	0	0	0	0
O-5	1,265	4,798	5,028	89	453	0	0	0	0	144	3,664	5,561	113	2,145	1	3,428	1	3,291	
O-4	1,019	3,493	3,670	89	487	0	0	0	0	256	2,458	4,452	220	2,127	9	2,664	9	2,617	
O-3	363	3,198	3,338	19	463	0	0	0	0	363	1,584	3,502	330	1,985	59	2,163	59	2,155	
O-2	6	2,615	2,674	0	0	0	0	0	0	75	1,082	2,440	64	1,507	25	1,928	25	1,924	
O-1	0	0	0	0	0	0	0	0	0	11	733	1,762	9	1,202	8	1,887	8	1,887	
ALL COMM.	3,544	4,839	5,081	259	479	0	0	0	0	906	2,318	4,195	775	2,016	102	2,140	102	2,129	
W-5	133	5,889	6,165	12	435	0	0	0	0	13	5,295	5,980	6	888	0	0	0	0	
W-4	435	3,928	4,115	34	443	0	0	0	0	43	3,167	4,496	29	1,654	0	0	0	0	
W-3	285	2,854	3,005	19	447	0	0	0	0	83	2,333	3,529	58	1,539	6	3,023	6	2,990	
W-2	168	2,207	2,344	16	508	0	0	0	0	76	1,171	2,736	67	1,634	25	2,416	25	2,413	
W-1	0	0	0	0	0	0	0	0	0	7	1,020	1,785	5	1,023	0	0	0	0	
ALL WARRANT	1,021	3,600	3,781	81	455	0	0	0	0	222	2,229	3,534	165	1,559	31	2,533	31	2,524	
ALL OFFICERS	4,565	4,562	4,790	340	474	0	0	0	0	1,128	2,301	4,065	940	1,936	133	2,232	133	2,221	
E-9	744	4,368	4,538	25	427	0	0	0	0	140	3,032	4,170	76	1,757	2	2,074	2	2,074	
E-8	1,870	2,854	2,982	79	468	0	0	0	0	449	2,167	3,252	295	1,424	51	2,443	51	2,420	
E-7	3,480	2,248	2,361	154	471	0	0	0	0	1,099	1,552	2,655	741	1,439	375	2,242	375	2,234	
E-6	1,627	1,678	1,782	97	480	0	0	0	0	1,412	876	2,056	1,110	1,399	1,477	1,795	1,477	1,792	
E-5	293	1,388	1,472	12	441	0	0	0	0	1,087	630	1,648	812	1,286	2,190	1,433	2,190	1,431	
E-4	27	1,109	1,155	0	0	0	0	0	0	740	520	1,152	480	925	3,076	1,106	3,076	1,106	
E-3	1	747	813	0	0	0	0	0	0	97	533	895	49	694	345	940	345	940	
E-2	1	871	916	0	0	0	0	0	0	38	732	799	6	375	63	898	63	898	
E-1	2	713	738	0	0	0	0	0	0	16	639	775	4	502	37	829	37	829	
ALL ENLISTED	8,045	2,434	2,552	367	469	0	0	0	0	5,078	1,083	2,095	3,573	1,315	7,616	1,388	7,616	1,386	
UNKNOWN	0	0	0	0	0	0	0	0	0	1	403	403	0	0	1	702	1	702	
TOTAL	12,610	3,204	3,362	707	471	0	0	0	0	6,207	1,305	2,453	4,513	1,445	7,750	1,403	7,750	1,401	
<b>SUMMARY TOTAL FOR RESERVE RETIRED ONLY:</b>																			
	7,765	1,317	1,428	956	295	44	485	44	485										

Excluding members who retired during the fiscal year and died before the end of the year.

## Number of Military Retirees Who Retired During FY2015

\*\*\*\*\***(NAVY)**\*\*\*\*\*

	NON DISABILITY EXCLUDING RESERVE RETIRED					DISABLED RETIREES													
	IN RETIRED APPROPRIATION		NOT IN RETIRED APPROPRIATION			IN RETIRED APPROPRIATION		NOT IN RETIRED APPROPRIATION											
	NUMBER	AVG MONTH NET	AVG MONTH GROSS	NUMBER WITH VA OFFSET	AVG VA OFFSET	NUMBER	AVG MONTH GROSS	NUMBER WITH VA OFFSET	AVG MONTH OFFSET	NUMBER	AVG MONTH NET	AVG MONTH GROSS	NUMBER WITH VA OFFSET	AVG VA OFFSET	NUMBER	AVG MONTH GROSS	NUMBER WITH VA OFFSET	AVG MONTH OFFSET	
O-10	2	17,862	19,104	0	0	0	0	0	0	0	0	0	0	0	0	0	0	0	0
O-9	9	13,580	14,417	1	456	0	0	0	0	0	0	0	0	0	0	0	0	0	0
O-8	10	11,518	12,379	1	559	0	0	0	0	0	0	0	0	0	0	0	0	0	0
O-7	11	9,170	9,851	3	348	0	0	0	0	0	0	0	0	0	0	0	0	0	0
O-6	497	7,036	7,433	51	484	0	0	0	0	4	6,118	7,411	3	1,238	0	0	0	0	0
O-5	581	4,843	5,088	55	460	0	0	0	0	8	5,038	5,757	4	880	0	0	0	0	0
O-4	588	4,137	4,327	70	417	0	0	0	0	18	3,143	4,344	9	2,072	1	4,199	1	3,978	0
O-3	156	3,627	3,829	19	523	0	0	0	0	52	1,792	3,427	44	1,793	9	1,979	9	1,967	0
O-2	0	0	0	0	0	0	0	0	0	14	866	1,893	12	1,147	7	1,932	7	1,929	0
O-1	0	0	0	0	0	0	0	0	0	6	793	1,524	5	845	1	1,155	1	1,155	0
ALL COMM.	1,854	5,223	5,497	200	456	0	0	0	0	102	2,269	3,605	77	1,595	18	2,038	18	2,019	0
W-5	11	6,363	6,718	0	0	0	0	0	0	0	0	0	0	0	0	0	0	0	0
W-4	87	5,025	5,229	5	618	0	0	0	0	1	4,482	4,747	0	0	0	0	0	0	0
W-3	47	3,794	3,950	4	297	0	0	0	0	0	0	0	0	0	0	0	0	0	0
W-2	9	2,797	2,871	1	408	0	0	0	0	0	0	0	0	0	0	0	0	0	0
W-1	0	0	0	0	0	0	0	0	0	0	0	0	0	0	0	0	0	0	0
ALL WARRANT	154	4,614	4,807	10	469	0	0	0	0	1	4,482	4,747	0	0	0	0	0	0	0
ALL OFFICERS	2,008	5,176	5,445	210	456	0	0	0	0	103	2,290	3,616	77	1,595	18	2,038	18	2,019	0
E-9	349	4,377	4,541	23	377	0	0	0	0	2	2,134	4,621	2	2,186	0	0	0	0	0
E-8	831	2,807	2,939	70	419	0	0	0	0	23	2,322	3,225	12	1,285	2	2,437	2	2,426	0
E-7	1,568	2,222	2,328	112	454	0	0	0	0	50	1,596	2,495	30	1,279	17	1,988	17	1,986	0
E-6	1,832	1,635	1,734	148	455	0	0	0	0	116	763	1,858	94	1,260	152	1,720	152	1,719	0
E-5	240	1,340	1,443	25	496	0	0	0	0	138	455	1,486	121	1,138	318	1,362	318	1,360	0
E-4	5	884	1,141	2	564	0	0	0	0	80	348	1,105	69	858	269	1,120	269	1,119	0
E-3	1	1,068	1,068	0	0	0	0	0	0	52	244	870	48	666	205	1,028	205	1,027	0
E-2	0	0	0	0	0	0	0	0	0	1	31	867	1	836	5	911	5	911	0
E-1	2	801	801	0	0	0	0	0	0	0	0	0	0	0	2	823	2	823	0
ALL ENLISTED	4,828	2,210	2,321	380	447	0	0	0	0	462	713	1,652	377	1,077	970	1,290	970	1,289	0
UNKNOWN	0	0	0	0	0	0	0	0	0	1	719	719	0	0	2	402	2	402	0
TOTAL	6,836	3,081	3,239	590	450	0	0	0	0	566	1,000	2,008	454	1,165	990	1,302	990	1,300	0
<b>SUMMARY TOTAL FOR RESERVE RETIRED ONLY:</b>																			
	2,353	1,703	1,829	193	271	5	445	5	445										

Excluding members who retired during the fiscal year and died before the end of the year.

## Number of Military Retirees Who Retired During FY2015

### \*\*\*\*\* (MARINE CORPS) \*\*\*\*\*

	NON DISABILITY EXCLUDING RESERVE RETIRED					DISABLED RETIREES												
	IN RETIRED APPROPRIATION		NOT IN RETIRED APPROPRIATION			IN RETIRED APPROPRIATION		NOT IN RETIRED APPROPRIATION										
	NUMBER	AVG MONTH NET	AVG MONTH GROSS	NUMBER WITH VA OFFSET	AVG VA OFFSET	NUMBER	AVG MONTH GROSS	NUMBER WITH VA OFFSET	AVG MONTH OFFSET	NUMBER	AVG MONTH NET	AVG MONTH GROSS	NUMBER WITH VA OFFSET	AVG VA OFFSET	NUMBER	AVG MONTH GROSS	NUMBER WITH VA OFFSET	AVG MONTH OFFSET
O-10	1	21,405	22,893	0	0	0	0	0	0	0	0	0	0	0	0	0	0	0
O-9	3	16,430	17,572	0	0	0	0	0	0	0	0	0	0	0	0	0	0	0
O-8	3	11,896	12,723	0	0	0	0	0	0	0	0	0	0	0	0	0	0	0
O-7	2	10,087	10,087	0	0	0	0	0	0	0	0	0	0	0	0	0	0	0
O-6	83	6,682	7,096	7	599	0	0	0	0	1	4,826	5,919	1	1,093	0	0	0	0
O-5	271	4,560	4,816	23	440	0	0	0	0	6	3,998	5,390	4	1,749	0	0	0	0
O-4	348	3,440	3,609	32	460	0	0	0	0	9	2,997	4,344	5	2,206	1	1,714	1	1,714
O-3	99	3,020	3,168	11	490	0	0	0	0	29	1,458	3,137	26	1,771	3	2,604	3	2,569
O-2	1	3,160	3,160	0	0	0	0	0	0	1	777	2,328	1	1,551	1	1,167	1	1,167
O-1	0	0	0	0	0	0	0	0	0	0	0	0	0	0	0	0	0	0
ALL COMM.	811	4,212	4,440	73	471	0	0	0	0	46	2,149	3,710	37	1,803	5	2,139	5	2,118
W-5	25	5,586	5,847	1	133	0	0	0	0	0	0	0	0	0	0	0	0	0
W-4	40	4,103	4,260	2	624	0	0	0	0	1	3,054	3,630	1	340	1	2,879	1	2,879
W-3	62	3,030	3,167	4	622	0	0	0	0	4	2,329	2,646	1	579	1	2,533	1	2,533
W-2	23	2,306	2,399	0	0	0	0	0	0	6	1,895	2,681	4	1,041	3	2,243	3	2,243
W-1	1	2,314	2,314	0	0	0	0	0	0	0	0	0	0	0	1	2,519	1	2,519
ALL WARRANT	151	3,622	3,778	7	553	0	0	0	0	11	2,158	2,754	6	847	6	2,443	6	2,443
ALL OFFICERS	962	4,120	4,336	80	479	0	0	0	0	57	2,150	3,525	43	1,670	11	2,305	11	2,295
E-9	269	4,210	4,367	11	360	0	0	0	0	2	3,170	3,913	2	732	0	0	0	0
E-8	482	2,490	2,615	36	465	0	0	0	0	23	2,553	3,429	16	1,073	0	0	0	0
E-7	800	1,871	1,967	40	507	0	0	0	0	49	1,480	2,532	40	1,165	30	1,993	30	1,989
E-6	890	1,385	1,477	66	481	0	0	0	0	129	953	2,004	114	1,131	150	1,697	150	1,695
E-5	8	1,480	1,532	0	0	0	0	0	0	180	569	1,638	166	1,119	366	1,377	366	1,377
E-4	0	0	0	0	0	0	0	0	0	84	355	1,277	75	1,005	296	1,095	296	1,095
E-3	0	0	0	0	0	0	0	0	0	40	333	1,003	32	811	238	979	238	979
E-2	0	0	0	0	0	0	0	0	0	10	442	812	8	462	22	981	22	981
E-1	0	0	0	0	0	0	0	0	0	1	712	712	0	0	3	766	3	766
ALL ENLISTED	2,449	2,072	2,179	153	475	0	0	0	0	518	794	1,777	453	1,071	1,105	1,266	1,105	1,266
UNKNOWN	0	0	0	0	0	0	0	0	0	0	0	0	0	0	0	0	0	0
TOTAL	3,411	2,649	2,787	233	476	0	0	0	0	575	928	1,950	496	1,123	1,116	1,276	1,116	1,276
<b>SUMMARY TOTAL FOR RESERVE RETIRED ONLY:</b>																		
	311	2,120	2,293	42	281	0	0	0	0									

Excluding members who retired during the fiscal year and died before the end of the year.



## Number of Military Retirees Who Retired During FY2015

\*\*\*\*\***(AIR FORCE)**\*\*\*\*\*

	NON DISABILITY EXCLUDING RESERVE RETIRED					DISABLED RETIREES													
	IN RETIRED APPROPRIATION		NOT IN RETIRED APPROPRIATION			IN RETIRED APPROPRIATION		NOT IN RETIRED APPROPRIATION											
	NUMBER	AVG MONTH NET	AVG MONTH GROSS	NUMBER WITH VA OFFSET	AVG VA OFFSET	NUMBER	AVG MONTH GROSS	NUMBER WITH VA OFFSET	AVG MONTH OFFSET	NUMBER	AVG MONTH NET	AVG MONTH GROSS	NUMBER WITH VA OFFSET	AVG VA OFFSET	NUMBER	AVG MONTH GROSS	NUMBER WITH VA OFFSET	AVG MONTH OFFSET	
<b>O-10</b>	2	17,552	18,198	0	0	0	0	0	0	0	0	0	0	0	0	0	0	0	0
<b>O-9</b>	14	13,578	14,562	2	554	0	0	0	0	0	0	0	0	0	0	0	0	0	0
<b>O-8</b>	11	10,413	11,181	1	456	0	0	0	0	1	11,731	12,547	0	0	0	0	0	0	0
<b>O-7</b>	15	8,168	8,693	3	554	0	0	0	0	0	0	0	0	0	0	0	0	0	0
<b>O-6</b>	715	6,258	6,632	94	444	0	0	0	0	9	5,597	6,920	6	1,467	0	0	0	0	0
<b>O-5</b>	1,135	4,419	4,644	138	410	0	0	0	0	40	3,752	5,386	28	1,984	0	0	0	0	0
<b>O-4</b>	1,131	3,608	3,800	149	416	0	0	0	0	73	2,288	4,233	61	2,159	5	2,471	5	2,471	0
<b>O-3</b>	84	3,260	3,416	8	395	0	0	0	0	81	1,369	3,221	72	2,002	10	1,971	10	1,954	0
<b>O-2</b>	0	0	0	0	0	0	0	0	0	5	479	1,990	5	1,452	2	1,066	2	1,066	0
<b>O-1</b>	0	0	0	0	0	0	0	0	0	3	580	1,069	2	733	1	2,169	1	2,169	0
<b>ALL COMM.</b>	3,107	4,605	4,857	395	422	0	0	0	0	212	2,331	4,120	174	2,005	18	2,020	18	2,010	0
<b>W-5</b>	0	0	0	0	0	0	0	0	0	0	0	0	0	0	0	0	0	0	0
<b>W-4</b>	0	0	0	0	0	0	0	0	0	0	0	0	0	0	0	0	0	0	0
<b>W-3</b>	0	0	0	0	0	0	0	0	0	0	0	0	0	0	0	0	0	0	0
<b>W-2</b>	0	0	0	0	0	0	0	0	0	1	1,185	1,536	1	256	0	0	0	0	0
<b>W-1</b>	0	0	0	0	0	0	0	0	0	0	0	0	0	0	0	0	0	0	0
<b>ALL WARRANT</b>	0	0	0	0	0	0	0	0	0	1	1,185	1,536	1	256	0	0	0	0	0
<b>ALL OFFICERS</b>	3,107	4,605	4,857	395	422	0	0	0	0	213	2,326	4,107	175	1,995	18	2,020	18	2,010	0
<b>E-9</b>	661	4,197	4,413	70	425	0	0	0	0	20	3,438	4,215	9	1,348	1	3,005	1	3,005	0
<b>E-8</b>	1,084	2,809	2,952	113	465	0	0	0	0	45	1,920	3,086	33	1,422	3	2,781	3	2,710	0
<b>E-7</b>	4,549	2,140	2,264	439	441	0	0	0	0	200	1,549	2,600	142	1,316	63	2,299	63	2,296	0
<b>E-6</b>	1,500	1,508	1,610	150	424	0	0	0	0	219	668	2,022	191	1,482	233	1,850	232	1,849	0
<b>E-5</b>	129	1,329	1,414	9	441	0	0	0	0	243	405	1,567	217	1,259	502	1,397	502	1,395	0
<b>E-4</b>	14	1,146	1,212	1	133	0	0	0	0	121	239	1,047	112	863	374	1,114	374	1,113	0
<b>E-3</b>	3	772	795	0	0	0	0	0	0	30	333	872	25	641	90	1,083	90	1,082	0
<b>E-2</b>	0	0	0	0	0	0	0	0	0	3	164	719	3	551	8	1,007	8	1,007	0
<b>E-1</b>	1	774	828	0	0	0	0	0	0	1	1,142	1,142	0	0	1	770	1	770	0
<b>ALL ENLISTED</b>	7,941	2,267	2,397	782	439	0	0	0	0	882	851	1,953	732	1,252	1,275	1,421	1,274	1,419	0
<b>UNKNOWN</b>	0	0	0	0	0	0	0	0	0	1	304	304	0	0	0	0	0	0	0
<b>TOTAL</b>	11,048	2,925	3,089	1,177	433	0	0	0	0	1,096	1,137	2,371	907	1,396	1,293	1,429	1,292	1,427	0
<b>SUMMARY TOTAL FOR RESERVE RETIRED ONLY:</b>																			
	4,321	1,553	1,675	549	269	2	532	2	532										

Excluding members who retired during the fiscal year and died before the end of the year.

## Number of Military Retirees Who Retired During FY2015

\*\*\*\*\***(ALL DOD)**\*\*\*\*\*

	NON DISABILITY EXCLUDING RESERVE RETIRED					DISABLED RETIREES													
	IN RETIRED APPROPRIATION		NOT IN RETIRED APPROPRIATION			IN RETIRED APPROPRIATION		NOT IN RETIRED APPROPRIATION											
	NUMBER	AVG MONTH NET	AVG MONTH GROSS	NUMBER WITH VA OFFSET	AVG VA OFFSET	NUMBER	AVG MONTH GROSS	NUMBER WITH VA OFFSET	AVG MONTH OFFSET	NUMBER	AVG MONTH NET	AVG MONTH GROSS	NUMBER WITH VA OFFSET	AVG VA OFFSET	NUMBER	AVG MONTH GROSS	NUMBER WITH VA OFFSET	AVG MONTH OFFSET	
<b>O-10</b>	7	18,564	19,690	0	0	0	0	0	0	0	0	0	0	0	0	0	0	0	0
<b>O-9</b>	41	13,964	14,777	5	477	0	0	0	0	0	0	0	0	0	0	0	0	0	0
<b>O-8</b>	36	11,188	12,023	4	530	0	0	0	0	1	11,731	12,547	0	0	0	0	0	0	0
<b>O-7</b>	49	8,783	9,328	6	451	0	0	0	0	0	0	0	0	0	0	0	0	0	0
<b>O-6</b>	2,136	6,693	7,068	210	478	0	0	0	0	71	5,055	6,827	49	2,110	0	0	0	0	0
<b>O-5</b>	3,252	4,654	4,887	305	434	0	0	0	0	198	3,747	5,528	149	2,070	1	3,428	1	3,291	0
<b>O-4</b>	3,086	3,652	3,836	340	439	0	0	0	0	356	2,471	4,399	295	2,133	16	2,640	16	2,600	0
<b>O-3</b>	702	3,276	3,432	57	479	0	0	0	0	525	1,565	3,431	472	1,958	81	2,135	81	2,124	0
<b>O-2</b>	7	2,693	2,744	0	0	0	0	0	0	95	1,015	2,334	82	1,452	35	1,858	35	1,854	0
<b>O-1</b>	0	0	0	0	0	0	0	0	0	20	728	1,587	16	1,032	10	1,842	10	1,842	0
<b>ALL COMM.</b>	9,316	4,783	5,033	927	449	0	0	0	0	1,266	2,310	4,117	1,063	1,977	143	2,112	143	2,100	0
<b>W-5</b>	169	5,875	6,154	13	412	0	0	0	0	13	5,295	5,980	6	888	0	0	0	0	0
<b>W-4</b>	562	4,110	4,297	41	473	0	0	0	0	45	3,194	4,482	30	1,610	1	2,879	1	2,879	0
<b>W-3</b>	394	2,994	3,143	27	451	0	0	0	0	87	2,333	3,489	59	1,522	7	2,953	7	2,925	0
<b>W-2</b>	200	2,245	2,374	17	502	0	0	0	0	83	1,224	2,718	72	1,582	28	2,397	28	2,394	0
<b>W-1</b>	1	2,314	2,314	0	0	0	0	0	0	7	1,020	1,785	5	1,023	1	2,519	1	2,519	0
<b>ALL WARRANT</b>	1,326	3,721	3,899	98	464	0	0	0	0	235	2,231	3,494	172	1,526	37	2,519	37	2,511	0
<b>ALL OFFICERS</b>	10,642	4,650	4,892	1,025	450	0	0	0	0	1,501	2,298	4,020	1,235	1,914	180	2,196	180	2,184	0
<b>E-9</b>	2,023	4,293	4,475	129	411	0	0	0	0	164	3,072	4,178	89	1,702	3	2,384	3	2,384	0
<b>E-8</b>	4,267	2,792	2,925	298	455	0	0	0	0	540	2,169	3,245	356	1,404	56	2,461	56	2,436	0
<b>E-7</b>	10,397	2,168	2,283	745	452	0	0	0	0	1,398	1,550	2,637	953	1,404	485	2,225	485	2,218	0
<b>E-6</b>	5,849	1,576	1,676	461	454	0	0	0	0	1,876	850	2,036	1,509	1,381	2,012	1,788	2,011	1,786	0
<b>E-5</b>	670	1,360	1,451	46	471	0	0	0	0	1,648	576	1,622	1,316	1,247	3,376	1,415	3,376	1,413	0
<b>E-4</b>	46	1,096	1,170	3	420	0	0	0	0	1,025	460	1,146	736	918	4,015	1,107	4,015	1,106	0
<b>E-3</b>	5	826	853	0	0	0	0	0	0	219	400	906	154	701	878	986	878	985	0
<b>E-2</b>	1	871	916	0	0	0	0	0	0	52	630	798	18	469	98	927	98	927	0
<b>E-1</b>	5	760	781	0	0	0	0	0	0	18	671	792	4	502	43	823	43	823	0
<b>ALL ENLISTED</b>	23,263	2,292	2,412	1,682	451	0	0	0	0	6,940	1,007	2,024	5,135	1,267	10,966	1,371	10,965	1,369	0
<b>UNKNOWN</b>	0	0	0	0	0	0	0	0	0	3	475	475	0	0	3	502	3	502	0
<b>TOTAL</b>	33,905	3,032	3,190	2,707	451	0	0	0	0	8,444	1,237	2,378	6,370	1,393	11,149	1,384	11,148	1,382	0
<b>SUMMARY TOTAL FOR RESERVE RETIRED ONLY:</b>																			
	14,750	1,465	1,582	1,740	284	51	483	51	483										

Excluding members who retired during the fiscal year and died before the end of the year.

## Retirees Receiving Pay as of September 30, 2015 by Fiscal Year and Type of Retirement

### Officers Only

Fiscal Year of Retirement	Retirees Inc. Reserves	Retirees Exc. Reserves	Reserve Retirees	Non Disability Inc. Reserves	Non Disability Exc. Reserves	Disability Retirees
2015	16,904	12,143	4,761	15,403	10,642	1,501
2014	17,022	11,619	5,403	15,687	10,284	1,335
2013	15,605	9,959	5,646	14,472	8,826	1,133
2012	15,862	9,872	5,990	15,203	9,213	659
2011	15,310	9,279	6,031	14,781	8,750	529
2010	14,684	8,214	6,470	14,213	7,743	471
2009	16,463	8,755	7,708	15,992	8,284	471
2008	17,047	8,952	8,095	16,709	8,614	338
2007	19,589	10,015	9,574	19,271	9,697	318
2006	17,233	9,772	7,461	16,949	9,488	284
2005	16,644	9,914	6,730	16,382	9,652	262
2004	15,161	8,892	6,269	14,964	8,695	197
2003	14,147	7,853	6,294	13,982	7,688	165
2002	12,305	6,917	5,388	12,146	6,758	159
2001	13,464	8,916	4,548	13,285	8,737	179
2000	12,728	8,581	4,147	12,542	8,395	186
1999	12,695	8,658	4,037	12,517	8,480	178
1998	12,990	9,085	3,905	12,784	8,879	206
1997	14,065	10,466	3,599	13,851	10,252	214
1996	14,214	10,782	3,432	13,953	10,521	261
1995	15,505	12,161	3,344	15,204	11,860	301
1994	18,106	15,000	3,106	17,824	14,718	282
1993	15,588	12,530	3,058	15,266	12,208	322
1992	15,605	12,699	2,906	15,249	12,343	356
1991	12,780	9,787	2,993	12,503	9,510	277
1990	12,429	9,479	2,950	12,146	9,196	283
1989	12,453	10,007	2,446	12,114	9,668	339
1988	10,681	8,838	1,843	10,361	8,518	320
1987	9,293	8,014	1,279	8,987	7,708	306
1986	8,606	7,267	1,339	8,320	6,981	286
1985	8,093	6,609	1,484	7,837	6,353	256
1984	8,539	6,978	1,561	8,326	6,765	213
1983	7,369	6,007	1,362	7,187	5,825	182
1982	7,553	6,299	1,254	7,398	6,144	155
1981	6,352	5,321	1,031	6,222	5,191	130
1980	7,475	6,674	801	7,323	6,522	152
1979	7,175	6,670	505	6,984	6,479	191
1978	5,844	5,401	443	5,644	5,201	200
1977	5,092	4,859	233	4,876	4,643	216
1976	6,757	6,601	156	6,496	6,340	261
1975	4,583	4,518	65	4,368	4,303	215
1974	4,300	4,257	43	4,082	4,039	218
1973	3,821	3,802	19	3,425	3,406	396
1972	3,122	3,116	6	2,595	2,589	527
OTHER	14,885	14,877	8	11,686	11,678	3,199
<b>TOTAL</b>	<b>536,138</b>	<b>386,415</b>	<b>149,723</b>	<b>517,509</b>	<b>367,786</b>	<b>18,629</b>

Fiscal Years prior to FY76 are July-June. Fiscal years after FY76 are October-September. FY76 is 15 months long.

## Retirees Receiving Pay as of September 30, 2015 by Fiscal Year and Type of Retirement

### Enlisted Only

Fiscal Year of Retirement	Retirees Inc. Reserves	Retirees Exc. Reserves	Reserve Retirees	Non Disability Inc. Reserves	Non Disability Exc. Reserves	Disability Retirees
2015	40,195	30,206	9,989	33,252	23,263	6,943
2014	45,243	33,984	11,259	36,821	25,562	8,422
2013	44,626	32,267	12,359	36,147	23,788	8,479
2012	43,769	30,191	13,578	38,364	24,786	5,405
2011	44,611	30,638	13,973	40,493	26,520	4,118
2010	41,867	27,020	14,847	37,912	23,065	3,955
2009	44,299	28,241	16,058	40,420	24,362	3,879
2008	46,437	29,779	16,658	43,709	27,051	2,728
2007	50,549	32,422	18,127	48,477	30,350	2,072
2006	46,179	32,576	13,603	44,426	30,823	1,753
2005	46,184	34,862	11,322	44,673	33,351	1,511
2004	43,285	32,914	10,371	42,277	31,906	1,008
2003	43,591	33,218	10,373	42,914	32,541	677
2002	33,250	24,828	8,422	32,583	24,161	667
2001	37,526	30,661	6,865	36,905	30,040	621
2000	35,937	29,594	6,343	35,257	28,914	680
1999	39,001	32,802	6,199	38,306	32,107	695
1998	40,744	34,605	6,139	40,004	33,865	740
1997	38,384	32,645	5,739	37,466	31,727	918
1996	38,445	33,009	5,436	37,365	31,929	1,080
1995	52,125	47,159	4,966	50,854	45,888	1,271
1994	43,463	39,535	3,928	42,075	38,147	1,388
1993	38,994	35,597	3,397	37,680	34,283	1,314
1992	35,912	32,736	3,176	34,577	31,401	1,335
1991	29,474	26,564	2,910	28,304	25,394	1,170
1990	25,942	23,361	2,581	24,765	22,184	1,177
1989	26,052	24,212	1,840	24,702	22,862	1,350
1988	23,946	22,616	1,330	22,778	21,448	1,168
1987	19,469	18,509	960	18,274	17,314	1,195
1986	18,693	17,898	795	17,523	16,728	1,170
1985	17,883	17,245	638	16,642	16,004	1,241
1984	16,904	16,331	573	15,937	15,364	967
1983	14,926	14,523	403	14,211	13,808	715
1982	15,885	15,574	311	15,291	14,980	594
1981	15,606	15,396	210	15,019	14,809	587
1980	18,085	17,932	153	17,382	17,229	703
1979	16,804	16,700	104	16,043	15,939	761
1978	15,797	15,738	59	15,007	14,948	790
1977	16,748	16,710	38	15,922	15,884	826
1976	23,555	23,531	24	22,426	22,402	1,129
1975	19,474	19,458	16	18,627	18,611	847
1974	16,648	16,642	6	15,778	15,772	870
1973	14,514	14,510	4	13,335	13,331	1,179
1972	13,451	13,449	2	11,753	11,751	1,698
OTHER	51,574	51,573	1	39,739	39,738	11,835
<b>TOTAL</b>	<b>1,446,046</b>	<b>1,199,961</b>	<b>246,085</b>	<b>1,352,415</b>	<b>1,106,330</b>	<b>93,631</b>

Fiscal Years prior to FY76 are July-June. Fiscal years after FY76 are October-September. FY76 is 15 months long.

## Retirees Receiving Pay as of September 30, 2015 by Fiscal Year and Type of Retirement

### All Retired

Fiscal Year of Retirement	Retirees Inc. Reserves	Retirees Exc. Reserves	Reserve Retirees	Non Disability Inc. Reserves	Non Disability Exc. Reserves	Disability Retirees
2015	57,099	42,349	14,750	48,655	33,905	8,444
2014	62,265	45,603	16,662	52,508	35,846	9,757
2013	60,231	42,226	18,005	50,619	32,614	9,612
2012	59,631	40,063	19,568	53,567	33,999	6,064
2011	59,921	39,917	20,004	55,274	35,270	4,647
2010	56,551	35,234	21,317	52,125	30,808	4,426
2009	60,762	36,996	23,766	56,412	32,646	4,350
2008	63,484	38,731	24,753	60,418	35,665	3,066
2007	70,138	42,437	27,701	67,748	40,047	2,390
2006	63,412	42,348	21,064	61,375	40,311	2,037
2005	62,828	44,776	18,052	61,055	43,003	1,773
2004	58,446	41,806	16,640	57,241	40,601	1,205
2003	57,738	41,071	16,667	56,896	40,229	842
2002	45,555	31,745	13,810	44,729	30,919	826
2001	50,990	39,577	11,413	50,190	38,777	800
2000	48,665	38,175	10,490	47,799	37,309	866
1999	51,696	41,460	10,236	50,823	40,587	873
1998	53,734	43,690	10,044	52,788	42,744	946
1997	52,449	43,111	9,338	51,317	41,979	1,132
1996	52,659	43,791	8,868	51,318	42,450	1,341
1995	67,630	59,320	8,310	66,058	57,748	1,572
1994	61,569	54,535	7,034	59,899	52,865	1,670
1993	54,582	48,127	6,455	52,946	46,491	1,636
1992	51,517	45,435	6,082	49,826	43,744	1,691
1991	42,254	36,351	5,903	40,807	34,904	1,447
1990	38,371	32,840	5,531	36,911	31,380	1,460
1989	38,505	34,219	4,286	36,816	32,530	1,689
1988	34,627	31,454	3,173	33,139	29,966	1,488
1987	28,762	26,523	2,239	27,261	25,022	1,501
1986	27,299	25,165	2,134	25,843	23,709	1,456
1985	25,976	23,854	2,122	24,479	22,357	1,497
1984	25,443	23,309	2,134	24,263	22,129	1,180
1983	22,295	20,530	1,765	21,398	19,633	897
1982	23,438	21,873	1,565	22,689	21,124	749
1981	21,958	20,717	1,241	21,241	20,000	717
1980	25,560	24,606	954	24,705	23,751	855
1979	23,979	23,370	609	23,027	22,418	952
1978	21,641	21,139	502	20,651	20,149	990
1977	21,840	21,569	271	20,798	20,527	1,042
1976	30,312	30,132	180	28,922	28,742	1,390
1975	24,057	23,976	81	22,995	22,914	1,062
1974	20,948	20,899	49	19,860	19,811	1,088
1973	18,335	18,312	23	16,760	16,737	1,575
1972	16,573	16,565	8	14,348	14,340	2,225
OTHER	66,459	66,450	9	51,425	51,416	15,034
<b>TOTAL</b>	<b>1,982,184</b>	<b>1,586,376</b>	<b>395,808</b>	<b>1,869,924</b>	<b>1,474,116</b>	<b>112,260</b>

Fiscal Years prior to FY76 are July-June. Fiscal years after FY76 are October-September. FY76 is 15 months long.

## Number of Military Personnel on Active Duty Who Were Eligible to Retire and the Number Who Retired

### ARMY

Fiscal Year	OFFICERS			ENLISTED			ALL		
	Number Eligible	Number Retiring	Percent Retiring	Number Eligible	Number Retiring	Percent Retiring	Number Eligible	Number Retiring	Percent Retiring
1964	21,282	4,308	20.2%	52,766	13,973	26.5%	74,048	18,281	24.7%
1965	28,014	3,816	13.6%	43,187	12,091	28.0%	71,201	15,907	22.3%
1966	21,778	4,087	18.8%	52,681	13,261	25.2%	74,459	17,348	23.3%
1967	21,609	3,985	18.4%	50,369	13,912	27.6%	71,978	17,897	24.9%
1968	21,957	3,607	16.4%	50,559	11,584	22.9%	72,516	15,191	20.9%
1969	22,471	3,480	15.5%	49,147	14,368	29.2%	71,618	17,848	24.9%
1970	19,257	4,620	24.0%	43,243	11,020	25.5%	62,500	15,640	25.0%
1971	18,843	3,709	19.7%	43,655	11,947	27.4%	62,498	15,656	25.1%
1972	17,578	3,625	20.6%	38,948	12,281	31.5%	56,526	15,906	28.1%
1973	16,344	3,698	22.6%	37,944	13,162	34.7%	54,288	16,860	31.1%
1974	15,324	3,632	23.7%	33,435	13,192	39.5%	48,759	16,824	34.5%
1975	15,026	4,010	26.7%	29,907	10,408	34.8%	44,933	14,418	32.1%
1976	14,805	5,269	35.6%	30,135	13,936	46.2%	44,940	19,205	42.7%
1977	13,702	3,141	22.9%	25,283	8,420	33.3%	38,985	11,561	29.7%
1978	14,200	3,400	23.9%	26,187	8,076	30.8%	40,387	11,476	28.4%
1979	14,177	3,822	27.0%	26,195	9,153	34.9%	40,372	12,975	32.1%
1980	13,942	3,786	27.2%	26,648	8,864	33.3%	40,590	12,650	31.2%
1981	13,561	3,048	22.5%	26,265	8,047	30.6%	39,826	11,095	27.9%
1982	13,959	3,044	21.8%	26,874	8,364	31.1%	40,833	11,408	27.9%
1983	13,997	2,770	19.8%	24,971	7,418	29.7%	38,968	10,188	26.1%
1984	14,169	3,034	21.4%	23,928	6,901	28.8%	38,097	9,935	26.1%
1985	13,930	2,789	20.0%	22,804	7,128	31.3%	36,734	9,917	27.0%
1986	15,298	3,292	21.5%	21,923	7,258	33.1%	37,221	10,550	28.3%
1987	15,753	3,275	20.8%	21,149	6,981	33.0%	36,902	10,256	27.8%
1988	16,837	3,333	19.8%	24,278	8,443	34.8%	41,115	11,776	28.6%
1989	17,175	3,997	23.3%	23,651	8,512	36.0%	40,826	12,509	30.6%
1990	16,945	3,746	22.1%	22,768	8,250	36.2%	39,713	11,996	30.2%
1991	16,881	3,308	19.6%	24,976	8,746	35.0%	41,857	12,054	28.8%
1992	18,068	5,731	31.7%	28,274	13,843	49.0%	46,342	19,574	42.2%
1993	16,206	5,627	34.7%	26,105	13,332	51.1%	42,311	18,959	44.8%
1994	14,410	4,970	34.5%	25,195	14,692	58.3%	39,605	19,662	49.6%
1995	13,901	4,502	32.4%	24,249	17,861	73.7%	38,150	22,363	58.6%
1996	13,730	4,212	30.7%	23,946	11,200	46.8%	37,676	15,412	40.9%
1997	13,801	3,978	28.8%	24,468	11,490	47.0%	38,269	15,468	40.4%
1998	13,848	3,127	22.6%	24,252	12,450	51.3%	38,100	15,577	40.9%
1999	13,556	3,072	22.7%	21,941	9,388	42.8%	35,497	12,460	35.1%
2000	13,586	3,197	23.5%	21,298	8,415	39.5%	34,884	11,612	33.3%
2001	13,498	3,447	25.5%	19,976	8,609	43.1%	33,474	12,056	36.0%
2002	13,847	2,680	19.4%	23,329	8,247	35.4%	37,176	10,927	29.4%
2003	14,362	2,665	18.6%	25,296	8,038	31.8%	39,658	10,703	27.0%
2004	15,047	3,304	22.0%	28,076	10,319	36.8%	43,123	13,623	31.6%
2005	15,375	3,655	23.8%	23,858	10,590	44.4%	39,233	14,245	36.3%
2006	15,305	3,520	23.0%	26,556	10,142	38.2%	41,861	13,662	32.6%
2007	15,151	3,181	21.0%	26,415	9,476	35.9%	41,566	12,657	30.5%
2008	16,243	3,001	18.5%	25,904	8,596	33.2%	42,147	11,597	27.5%
2009	17,241	3,107	18.0%	26,999	7,948	29.4%	44,240	11,055	25.0%
2010	17,897	2,882	16.1%	28,589	7,188	25.1%	46,486	10,070	21.7%
2011	18,746	3,165	16.9%	29,860	8,725	29.2%	48,606	11,890	24.5%
2012	19,538	3,343	17.1%	30,301	8,968	29.6%	49,839	12,311	24.7%
2013	20,281	3,501	17.3%	30,294	9,019	29.8%	50,575	12,520	24.8%
2014	20,823	3,881	18.6%	28,905	8,731	30.2%	49,728	12,612	25.4%
2015	20,602	4,341	21.1%	27,748	8,914	32.1%	48,350	13,255	27.4%
2016	20,435			27,257			47,692		

Number of Eligibles is number who had completed 19 years of active service at the conclusion of the prior year.  
 Number retiring for this fiscal year is preliminary and subject to adjustments; most likely to be revised upward.  
 Fiscal years 1964-1975 are July-June. 1976 is July-September (15 months) and 1977-present is October 1 - September 30.  
 Fiscal Years 1964-2004, number retiring are only nondisability retirees with 20 or more years.  
 Beginning in 2005, number retiring are both nondisability and disability retirees with 20 or more years.  
 In some cases for earlier years, the numbers are estimates.

## Number of Military Personnel on Active Duty Who Were Eligible to Retire and the Number Who Retired

### NAVY

Fiscal Year	OFFICERS			ENLISTED			ALL		
	Number Eligible	Number Retiring	Percent Retiring	Number Eligible	Number Retiring	Percent Retiring	Number Eligible	Number Retiring	Percent Retiring
1964	18,220	2,574	14.1%	28,727	9,977	34.7%	46,947	12,551	26.7%
1965	17,300	2,379	13.8%	31,128	10,400	33.4%	48,428	12,779	26.4%
1966	16,753	1,374	8.2%	31,833	8,126	25.5%	48,586	9,500	19.6%
1967	15,980	2,182	13.7%	35,262	13,514	38.3%	51,242	15,696	30.6%
1968	17,512	2,026	11.6%	33,133	13,186	39.8%	50,645	15,212	30.0%
1969	17,550	2,418	13.8%	26,124	8,068	30.9%	43,674	10,486	24.0%
1970	15,524	1,999	12.9%	22,331	8,560	38.3%	37,855	10,559	27.9%
1971	15,465	3,536	22.9%	22,693	9,767	43.0%	38,158	13,303	34.9%
1972	13,369	2,160	16.2%	21,803	9,180	42.1%	35,172	11,340	32.2%
1973	12,891	2,450	19.0%	20,004	7,859	39.3%	32,895	10,309	31.3%
1974	12,106	2,525	20.9%	31,288	11,343	36.3%	43,394	13,868	32.0%
1975	13,876	2,395	17.3%	32,970	13,402	40.6%	46,846	15,797	33.7%
1976	11,868	3,299	27.8%	27,511	15,071	54.8%	39,379	18,370	46.6%
1977	11,238	2,052	18.3%	23,813	10,011	42.0%	35,051	12,063	34.4%
1978	11,467	2,240	19.5%	23,814	9,353	39.3%	35,281	11,593	32.9%
1979	11,571	2,317	20.0%	23,800	7,919	33.3%	35,371	10,236	28.9%
1980	11,209	2,230	19.9%	24,018	8,983	37.4%	35,227	11,213	31.8%
1981	11,137	1,729	15.5%	23,605	6,983	29.6%	34,742	8,712	25.1%
1982	11,343	2,013	17.7%	23,756	6,419	27.0%	35,099	8,432	24.0%
1983	11,401	1,712	15.0%	23,865	5,403	22.6%	35,266	7,115	20.2%
1984	11,380	1,790	15.7%	26,412	5,883	22.3%	37,792	7,673	20.3%
1985	11,285	1,795	15.9%	26,272	5,669	21.6%	37,557	7,464	19.9%
1986	11,688	1,845	15.8%	24,526	5,894	24.0%	36,214	7,739	21.4%
1987	11,936	1,902	15.9%	24,375	6,148	25.2%	36,311	8,050	22.2%
1988	12,486	2,111	16.9%	24,129	6,951	28.8%	36,615	9,062	24.7%
1989	13,290	2,328	17.5%	24,636	7,699	31.3%	37,926	10,027	26.4%
1990	13,297	2,276	17.1%	23,302	7,268	31.2%	36,599	9,544	26.1%
1991	13,417	2,642	19.7%	23,442	7,096	30.3%	36,859	9,738	26.4%
1992	13,378	2,584	19.3%	24,263	7,778	32.1%	37,641	10,362	27.5%
1993	13,251	2,634	19.9%	25,255	11,690	46.3%	38,506	14,324	37.2%
1994	12,740	4,574	35.9%	22,676	10,274	45.3%	35,416	14,848	41.9%
1995	11,660	3,139	26.9%	20,458	12,614	61.7%	32,118	15,753	49.0%
1996	11,101	2,387	21.5%	18,453	11,164	60.5%	29,554	13,551	45.9%
1997	11,404	2,363	20.7%	19,853	9,980	50.3%	31,257	12,343	39.5%
1998	11,532	2,163	18.8%	21,328	10,142	47.6%	32,860	12,305	37.4%
1999	11,430	2,380	20.8%	21,725	11,565	53.2%	33,155	13,945	42.1%
2000	11,421	1,826	16.0%	20,878	9,056	43.4%	32,299	10,882	33.7%
2001	11,591	1,976	17.0%	21,615	8,500	39.3%	33,206	10,476	31.5%
2002	11,748	1,824	15.5%	22,853	7,875	34.5%	34,601	9,699	28.0%
2003	12,435	1,879	15.1%	25,358	11,029	43.5%	37,793	12,908	34.2%
2004	12,736	2,006	15.8%	24,735	9,962	40.3%	37,471	11,968	31.9%
2005	13,122	2,260	17.2%	20,522	9,946	48.5%	33,644	12,206	36.3%
2006	13,240	2,309	17.4%	23,239	9,660	41.6%	36,479	11,969	32.8%
2007	13,103	2,286	17.4%	22,430	8,970	40.0%	35,533	11,256	31.7%
2008	13,205	2,209	16.7%	21,598	8,292	38.4%	34,803	10,501	30.2%
2009	13,405	2,012	15.0%	20,827	7,837	37.6%	34,232	9,849	28.8%
2010	13,766	1,930	14.0%	19,516	7,236	37.1%	33,282	9,166	27.5%
2011	13,925	1,886	13.5%	18,510	6,729	36.4%	32,435	8,615	26.6%
2012	14,194	2,347	16.5%	17,773	6,672	37.5%	31,967	9,019	28.2%
2013	13,906	1,890	13.6%	17,366	6,202	35.7%	31,272	8,092	25.9%
2014	13,876	1,767	12.7%	16,598	5,813	35.0%	30,474	7,580	24.9%
2015	13,991	2,033	14.5%	15,896	4,902	30.8%	29,887	6,935	23.2%
2016	13,711			15,904			29,615		

Number of Eligibles is number who had completed 19 years of active service at the conclusion of the prior year.  
 Number retiring for this fiscal year is preliminary and subject to adjustments; most likely to be revised upward.  
 Fiscal years 1964-1975 are July-June. 1976 is July-September (15 months) and 1977-present is October 1 - September 30.  
 Fiscal Years 1964-2004, number retiring are only nondisability retirees with 20 or more years.  
 Beginning in 2005, number retiring are both nondisability and disability retirees with 20 or more years.  
 In some cases for earlier years, the numbers are estimates.

## Number of Military Personnel on Active Duty Who Were Eligible to Retire and the Number Who Retired

### MARINE CORPS

Fiscal Year	OFFICERS			ENLISTED			ALL		
	Number Eligible	Number Retiring	Percent Retiring	Number Eligible	Number Retiring	Percent Retiring	Number Eligible	Number Retiring	Percent Retiring
1964	4,172	658	15.8%	6,704	1,509	22.5%	10,876	2,167	19.9%
1965	3,816	358	9.4%	7,364	1,427	19.4%	11,180	1,785	16.0%
1966	3,018	232	7.7%	8,219	649	7.9%	11,237	881	7.8%
1967	4,042	455	11.3%	9,733	2,056	21.1%	13,775	2,511	18.2%
1968	3,863	509	13.2%	9,860	2,201	22.3%	13,723	2,710	19.7%
1969	4,305	535	12.4%	9,244	2,489	26.9%	13,549	3,024	22.3%
1970	4,293	598	13.9%	7,955	2,164	27.2%	12,248	2,762	22.6%
1971	4,172	836	20.0%	7,725	2,526	32.7%	11,897	3,362	28.3%
1972	3,559	509	14.3%	7,955	2,355	29.6%	11,514	2,864	24.9%
1973	3,622	562	15.5%	7,495	2,245	30.0%	11,117	2,807	25.2%
1974	3,741	652	17.4%	7,755	2,526	32.6%	11,496	3,178	27.6%
1975	4,253	594	14.0%	7,130	1,802	25.3%	11,383	2,396	21.0%
1976	3,724	1,016	27.3%	6,435	2,641	41.0%	10,159	3,657	36.0%
1977	3,416	705	20.6%	5,214	1,581	30.3%	8,630	2,286	26.5%
1978	3,211	759	23.6%	5,354	1,512	28.2%	8,565	2,271	26.5%
1979	3,228	720	22.3%	5,342	1,394	26.1%	8,570	2,114	24.7%
1980	2,766	638	23.1%	5,261	1,590	30.2%	8,027	2,228	27.8%
1981	2,607	535	20.5%	4,813	1,138	23.6%	7,420	1,673	22.5%
1982	2,556	549	21.5%	4,576	1,006	22.0%	7,132	1,555	21.8%
1983	2,356	431	18.3%	4,458	797	17.9%	6,814	1,228	18.0%
1984	2,298	408	17.8%	4,594	1,005	21.9%	6,892	1,413	20.5%
1985	2,339	406	17.4%	4,567	954	20.9%	6,906	1,360	19.7%
1986	2,495	496	19.9%	4,655	1,056	22.7%	7,150	1,552	21.7%
1987	2,662	471	17.7%	4,846	1,052	21.7%	7,508	1,523	20.3%
1988	2,822	552	19.6%	5,209	1,211	23.2%	8,031	1,763	22.0%
1989	3,025	644	21.3%	5,544	1,501	27.1%	8,569	2,145	25.0%
1990	3,040	624	20.5%	5,473	1,508	27.6%	8,513	2,132	25.0%
1991	3,170	630	19.9%	5,665	1,549	27.3%	8,835	2,179	24.7%
1992	3,193	843	26.4%	5,807	1,890	32.5%	9,000	2,733	30.4%
1993	3,126	721	23.1%	5,875	2,034	34.6%	9,001	2,755	30.6%
1994	3,196	723	22.6%	6,035	2,006	33.2%	9,231	2,729	29.6%
1995	3,318	599	18.1%	6,176	2,062	33.4%	9,494	2,661	28.0%
1996	3,584	692	19.3%	6,240	2,028	32.5%	9,824	2,720	27.7%
1997	3,665	742	20.2%	6,695	2,361	35.3%	10,360	3,103	30.0%
1998	3,650	734	20.1%	6,901	2,396	34.7%	10,551	3,130	29.7%
1999	3,539	744	21.0%	6,984	2,393	34.3%	10,523	3,137	29.8%
2000	3,419	737	21.6%	6,695	2,225	33.2%	10,114	2,962	29.3%
2001	3,289	744	22.6%	6,670	2,231	33.4%	9,959	2,975	29.9%
2002	3,216	612	19.0%	6,574	2,042	31.1%	9,790	2,654	27.1%
2003	3,269	542	16.6%	6,633	1,914	28.9%	9,902	2,456	24.8%
2004	3,403	694	20.4%	7,068	2,282	32.3%	10,471	2,976	28.4%
2005	3,315	694	20.9%	5,323	2,236	42.0%	8,638	2,930	33.9%
2006	3,260	746	22.9%	6,060	1,933	31.9%	9,320	2,679	28.7%
2007	3,224	691	21.4%	5,602	1,692	30.2%	8,826	2,383	27.0%
2008	3,324	763	23.0%	5,351	1,599	29.9%	8,675	2,362	27.2%
2009	3,391	728	21.5%	5,183	1,448	27.9%	8,574	2,176	25.4%
2010	3,408	624	18.3%	5,173	1,433	27.7%	8,581	2,057	24.0%
2011	3,644	668	18.3%	5,269	1,486	28.2%	8,913	2,154	24.2%
2012	3,897	733	18.8%	5,462	1,577	28.9%	9,359	2,310	24.7%
2013	4,059	920	22.7%	5,744	1,767	30.8%	9,803	2,687	27.4%
2014	3,959	756	19.1%	5,489	1,711	31.2%	9,448	2,467	26.1%
2015	4,113	834	20.3%	5,723	1,611	28.1%	9,836	2,445	24.9%
2016	4,073			5,556			9,629		

Number of Eligibles is number who had completed 19 years of active service at the conclusion of the prior year.  
 Number retiring for this fiscal year is preliminary and subject to adjustments; most likely to be revised upward.  
 Fiscal years 1964-1975 are July-June. 1976 is July-September (15 months) and 1977-present is October 1 - September 30.  
 Fiscal Years 1964-2004, number retiring are only nondisability retirees with 20 or more years.  
 Beginning in 2005, number retiring are both nondisability and disability retirees with 20 or more years.  
 In some cases for earlier years, the numbers are estimates.



## Number of Military Personnel on Active Duty Who Were Eligible to Retire and the Number Who Retired

### AIR FORCE

Fiscal Year	OFFICERS			ENLISTED			ALL		
	Number Eligible	Number Retiring	Percent Retiring	Number Eligible	Number Retiring	Percent Retiring	Number Eligible	Number Retiring	Percent Retiring
1964	29,471	4,573	15.5%	38,996	11,328	29.0%	68,467	15,901	23.2%
1965	27,405	5,504	20.1%	41,423	10,660	25.7%	68,828	16,164	23.5%
1966	25,690	4,114	16.0%	58,591	11,500	19.6%	84,281	15,614	18.5%
1967	26,423	4,151	15.7%	47,356	14,149	29.9%	73,779	18,300	24.8%
1968	27,950	3,628	13.0%	56,847	16,325	28.7%	84,797	19,953	23.5%
1969	28,026	3,278	11.7%	60,092	14,350	23.9%	88,118	17,628	20.0%
1970	26,158	8,184	31.3%	53,190	16,892	31.8%	79,348	25,076	31.6%
1971	19,006	4,912	25.8%	65,255	21,691	33.2%	84,261	26,603	31.6%
1972	20,548	4,267	20.8%	71,323	24,119	33.8%	91,871	28,386	30.9%
1973	19,434	5,049	26.0%	66,795	26,859	40.2%	86,229	31,908	37.0%
1974	18,161	4,400	24.2%	62,586	23,919	38.2%	80,747	28,319	35.1%
1975	17,665	5,499	31.1%	65,781	25,832	39.3%	83,446	31,331	37.5%
1976	17,552	5,051	28.8%	58,522	23,078	39.4%	76,074	28,129	37.0%
1977	15,702	3,482	22.2%	49,734	16,000	32.2%	65,436	19,482	29.8%
1978	15,464	3,154	20.4%	41,912	12,693	30.3%	57,376	15,847	27.6%
1979	15,467	4,041	26.1%	41,929	12,930	30.8%	57,396	16,971	29.6%
1980	14,939	3,764	25.2%	35,490	12,531	35.3%	50,429	16,295	32.3%
1981	14,068	2,744	19.5%	35,063	9,939	28.3%	49,131	12,683	25.8%
1982	15,386	3,231	21.0%	35,419	9,622	27.2%	50,805	12,853	25.3%
1983	15,646	3,297	21.1%	34,662	8,768	25.3%	50,308	12,065	24.0%
1984	15,538	3,920	25.2%	34,122	9,671	28.3%	49,660	13,591	27.4%
1985	14,134	3,230	22.9%	32,063	9,670	30.2%	46,197	12,900	27.9%
1986	14,933	3,043	20.4%	31,842	9,109	28.6%	46,775	12,152	26.0%
1987	16,278	3,712	22.8%	32,442	9,100	28.1%	48,720	12,812	26.3%
1988	16,945	4,066	24.0%	35,234	11,115	31.5%	52,179	15,181	29.1%
1989	16,852	4,221	25.0%	35,908	11,004	30.6%	52,760	15,225	28.9%
1990	16,485	3,785	23.0%	33,051	9,992	30.2%	49,536	13,777	27.8%
1991	16,801	4,129	24.6%	34,973	12,696	36.3%	51,774	16,825	32.5%
1992	16,327	4,551	27.9%	32,592	13,095	40.2%	48,919	17,646	36.1%
1993	15,606	4,293	27.5%	31,115	11,899	38.2%	46,721	16,192	34.7%
1994	14,623	5,462	37.4%	30,047	15,276	50.8%	44,670	20,738	46.4%
1995	13,133	4,297	32.7%	27,179	17,323	63.7%	40,312	21,620	53.6%
1996	12,985	3,762	29.0%	25,306	9,918	39.2%	38,291	13,680	35.7%
1997	12,937	3,587	27.7%	26,681	9,949	37.3%	39,618	13,536	34.2%
1998	12,498	3,186	25.5%	28,207	10,809	38.3%	40,705	13,995	34.4%
1999	12,567	2,582	20.5%	28,678	10,314	36.0%	41,245	12,896	31.3%
2000	12,463	2,862	23.0%	29,848	10,439	35.0%	42,311	13,301	31.4%
2001	11,853	2,794	23.6%	32,555	11,747	36.1%	44,408	14,541	32.7%
2002	11,927	1,744	14.6%	32,563	6,685	20.5%	44,490	8,429	18.9%
2003	13,115	2,650	20.2%	36,448	11,717	32.1%	49,563	14,367	29.0%
2004	13,123	2,793	21.3%	35,825	10,029	28.0%	48,948	12,822	26.2%
2005	13,030	3,187	24.5%	34,628	11,576	33.4%	47,658	14,763	31.0%
2006	12,602	3,082	24.5%	36,914	9,944	26.9%	49,516	13,026	26.3%
2007	12,387	3,658	29.5%	36,404	11,002	30.2%	48,791	14,660	30.0%
2008	11,664	2,703	23.2%	32,340	9,117	28.2%	44,004	11,820	26.9%
2009	12,246	2,476	20.2%	30,970	7,734	25.0%	43,216	10,210	23.6%
2010	12,312	2,402	19.5%	29,554	7,760	26.3%	41,866	10,162	24.3%
2011	12,667	3,151	24.9%	27,585	10,158	36.8%	40,252	13,309	33.1%
2012	12,480	2,937	23.5%	24,613	7,845	31.9%	37,093	10,782	29.1%
2013	12,552	2,587	20.6%	23,167	7,565	32.7%	35,719	10,152	28.4%
2014	12,776	3,384	26.5%	21,848	7,089	32.4%	34,624	10,473	30.2%
2015	11,591	2,940	25.4%	20,773	7,671	36.9%	32,364	10,611	32.8%
2016	10,795			19,228			30,023		

Number of Eligibles is number who had completed 19 years of active service at the conclusion of the prior year.  
 Number retiring for this fiscal year is preliminary and subject to adjustments; most likely to be revised upward.  
 Fiscal years 1964-1975 are July-June. 1976 is July-September (15 months) and 1977-present is October 1 - September 30.  
 Fiscal Years 1964-2004, number retiring are only nondisability retirees with 20 or more years.  
 Beginning in 2005, number retiring are both nondisability and disability retirees with 20 or more years.  
 In some cases for earlier years, the numbers are estimates.

## Number of Military Personnel on Active Duty Who Were Eligible to Retire and the Number Who Retired

### ALL DOD

Fiscal Year	OFFICERS			ENLISTED			ALL		
	Number Eligible	Number Retiring	Percent Retiring	Number Eligible	Number Retiring	Percent Retiring	Number Eligible	Number Retiring	Percent Retiring
1964	73,145	12,113	16.6%	127,193	36,787	28.9%	200,338	48,900	24.4%
1965	76,535	12,057	15.8%	123,102	34,578	28.1%	199,637	46,635	23.4%
1966	67,239	9,807	14.6%	151,324	33,536	22.2%	218,563	43,343	19.8%
1967	68,054	10,773	15.8%	142,720	43,631	30.6%	210,774	54,404	25.8%
1968	71,282	9,770	13.7%	150,399	43,296	28.8%	221,681	53,066	23.9%
1969	72,352	9,711	13.4%	144,607	39,275	27.2%	216,959	48,986	22.6%
1970	65,232	15,401	23.6%	126,719	38,636	30.5%	191,951	54,037	28.2%
1971	57,486	12,993	22.6%	139,328	45,931	33.0%	196,814	58,924	29.9%
1972	55,054	10,561	19.2%	140,029	47,935	34.2%	195,083	58,496	30.0%
1973	52,291	11,759	22.5%	132,238	50,125	37.9%	184,529	61,884	33.5%
1974	49,332	11,209	22.7%	135,064	50,980	37.7%	184,396	62,189	33.7%
1975	50,820	12,498	24.6%	135,788	51,444	37.9%	186,608	63,942	34.3%
1976	47,949	14,635	30.5%	122,603	54,726	44.6%	170,552	69,361	40.7%
1977	44,058	9,380	21.3%	104,044	36,012	34.6%	148,102	45,392	30.6%
1978	44,342	9,553	21.5%	97,267	31,634	32.5%	141,609	41,187	29.1%
1979	44,443	10,900	24.5%	97,266	31,396	32.3%	141,709	42,296	29.8%
1980	42,856	10,418	24.3%	91,417	31,968	35.0%	134,273	42,386	31.6%
1981	41,373	8,056	19.5%	89,746	26,107	29.1%	131,119	34,163	26.1%
1982	43,244	8,837	20.4%	90,625	25,411	28.0%	133,869	34,248	25.6%
1983	43,400	8,210	18.9%	87,956	22,386	25.5%	131,356	30,596	23.3%
1984	43,385	9,152	21.1%	89,056	23,460	26.3%	132,441	32,612	24.6%
1985	41,688	8,220	19.7%	85,706	23,421	27.3%	127,394	31,641	24.8%
1986	44,414	8,676	19.5%	82,946	23,317	28.1%	127,360	31,993	25.1%
1987	46,629	9,360	20.1%	82,812	23,281	28.1%	129,441	32,641	25.2%
1988	49,090	10,062	20.5%	88,850	27,720	31.2%	137,940	37,782	27.4%
1989	50,342	11,190	22.2%	89,739	28,716	32.0%	140,081	39,906	28.5%
1990	49,767	10,431	21.0%	84,594	27,018	31.9%	134,361	37,449	27.9%
1991	50,269	10,709	21.3%	89,056	30,087	33.8%	139,325	40,796	29.3%
1992	50,966	13,709	26.9%	90,936	36,606	40.3%	141,902	50,315	35.5%
1993	48,189	13,275	27.5%	88,350	38,955	44.1%	136,539	52,230	38.3%
1994	44,969	15,729	35.0%	83,953	42,248	50.3%	128,922	57,977	45.0%
1995	42,012	12,537	29.8%	78,062	49,860	63.9%	120,074	62,397	52.0%
1996	41,400	11,053	26.7%	73,945	34,310	46.4%	115,345	45,363	39.3%
1997	41,807	10,670	25.5%	77,697	33,780	43.5%	119,504	44,450	37.2%
1998	41,528	9,210	22.2%	80,688	35,797	44.4%	122,216	45,007	36.8%
1999	41,092	8,778	21.4%	79,328	33,660	42.4%	120,420	42,438	35.2%
2000	40,889	8,622	21.1%	78,719	30,135	38.3%	119,608	38,757	32.4%
2001	40,231	8,961	22.3%	80,816	31,087	38.5%	121,047	40,048	33.1%
2002	40,738	6,860	16.8%	85,319	24,849	29.1%	126,057	31,709	25.2%
2003	43,181	7,736	17.9%	93,735	32,698	34.9%	136,916	40,434	29.5%
2004	44,309	8,797	19.9%	95,704	32,592	34.1%	140,013	41,389	29.6%
2005	44,842	9,796	21.8%	84,331	34,348	40.7%	129,173	44,144	34.2%
2006	44,407	9,657	21.7%	92,769	31,679	34.1%	137,176	41,336	30.1%
2007	43,865	9,816	22.4%	90,851	31,140	34.3%	134,716	40,956	30.4%
2008	44,436	8,676	19.5%	85,193	27,604	32.4%	129,629	36,280	28.0%
2009	46,283	8,323	18.0%	83,979	24,967	29.7%	130,262	33,290	25.6%
2010	47,383	7,838	16.5%	82,832	23,617	28.5%	130,215	31,455	24.2%
2011	48,982	8,870	18.1%	81,224	27,098	33.4%	130,206	35,968	27.6%
2012	50,109	9,360	18.7%	78,149	25,062	32.1%	128,258	34,422	26.8%
2013	50,798	8,898	17.5%	76,571	24,553	32.1%	127,369	33,451	26.3%
2014	51,434	9,788	19.0%	72,840	23,344	32.0%	124,274	33,132	26.7%
2015	50,297	10,148	20.2%	70,140	23,098	32.9%	120,437	33,246	27.6%
2016	49,014			67,945			116,959		

Number of Eligibles is number who had completed 19 years of active service at the conclusion of the prior year.  
 Number retiring for this fiscal year is preliminary and subject to adjustments; most likely to be revised upward.  
 Fiscal years 1964-1975 are July-June. 1976 is July-September (15 months) and 1977-present is October 1 - September 30.  
 Fiscal Years 1964-2004, number retiring are only nondisability retirees with 20 or more years.  
 Beginning in 2005, number retiring are both nondisability and disability retirees with 20 or more years.  
 In some cases for earlier years, the numbers are estimates.

## Number of Military Personnel on DoD Retired Rolls as of September 30, 2015 by Annual Gross/Net\$\$ Groupings

\*\*\*\*\***(ARMY)**\*\*\*\*\*

*ANNUAL \$	ALL RETIREES INCLUDING RESERVES		ALL RETIREES EXCLUDING RESERVES		RESERVE RETIREES ONLY		NON-DISABILITY INCLUDING RESERVES		NON-DISABILITY EXCLUDING RESERVES		DISABILITY RETIREES ONLY	
	NET	GROSS	NET	GROSS	NET	GROSS	NET	GROSS	NET	GROSS	NET	GROSS
1- 999	5,553	1	5,172	1	381	0	386	0	5	0	5,167	1
1000-1999	5,809	6	5,238	4	571	2	581	2	10	0	5,228	4
2000-2999	5,614	422	4,628	310	986	112	1,025	112	39	0	4,589	310
3000-3999	8,376	3,140	4,486	967	3,890	2,173	3,984	2,173	94	0	4,392	967
4000-4999	14,291	10,448	3,921	2,443	10,370	8,005	10,482	8,005	112	0	3,809	2,443
5000-5999	16,938	16,900	3,696	4,098	13,242	12,802	13,454	12,803	212	1	3,484	4,097
6000-6999	18,766	21,293	3,479	7,275	15,287	14,018	15,557	14,019	270	1	3,209	7,274
7000-7999	18,467	22,506	3,445	7,382	15,022	15,124	15,580	15,135	558	11	2,887	7,371
8000-8999	17,024	22,018	3,066	8,086	13,958	13,932	14,644	13,962	686	30	2,380	8,056
9000-9999	16,530	18,671	3,294	6,525	13,236	12,146	14,490	12,168	1,254	22	2,040	6,503
10000-10999	17,468	19,332	4,481	6,966	12,987	12,366	15,614	12,725	2,627	359	1,854	6,607
11000-11999	16,712	20,621	4,938	8,767	11,774	11,854	15,132	13,658	3,358	1,804	1,580	6,963
12000-12999	15,789	17,581	5,491	7,054	10,298	10,527	14,478	11,853	4,180	1,326	1,311	5,728
13000-13999	16,537	16,893	7,251	7,469	9,286	9,424	15,225	11,254	5,939	1,830	1,312	5,639
14000-14999	16,093	17,460	7,686	9,128	8,407	8,332	15,003	10,965	6,596	2,633	1,090	6,495
15000-15999	18,880	18,615	11,161	10,697	7,719	7,918	17,774	13,715	10,055	5,797	1,106	4,900
16000-16999	18,908	16,573	11,943	9,271	6,965	7,302	17,894	11,280	10,929	3,978	1,014	5,293
17000-17999	24,422	21,102	18,276	14,583	6,146	6,519	23,429	15,796	17,283	9,277	993	5,306
18000-18999	30,475	40,945	24,961	34,916	5,514	6,029	29,372	35,975	23,858	29,946	1,103	4,970
19000-19999	25,201	21,678	20,354	16,359	4,847	5,319	24,306	17,661	19,459	12,342	895	4,017
20000-20999	31,746	36,446	27,343	31,562	4,403	4,884	30,731	32,353	26,328	27,469	1,015	4,093
21000-21999	29,917	40,499	25,983	36,018	3,934	4,481	28,839	35,810	24,905	31,329	1,078	4,689
22000-22999	24,517	26,782	21,138	22,846	3,379	3,936	23,591	24,008	20,212	20,072	926	2,774
23000-23999	25,691	28,646	22,586	25,213	3,105	3,433	24,860	26,296	21,755	22,863	831	2,350
24000-24999	24,779	31,864	21,910	28,635	2,869	3,229	23,960	29,597	21,091	26,368	819	2,267
25000-25999	20,368	27,663	17,755	24,811	2,613	2,852	19,517	24,592	16,904	21,740	851	3,071
26000-26999	16,321	19,838	14,017	17,174	2,304	2,664	15,634	17,616	13,330	14,952	687	2,222
27000-27999	14,989	18,636	12,849	16,076	2,140	2,560	14,365	16,098	12,225	13,538	624	2,538
28000-28999	13,956	16,885	12,070	14,780	1,886	2,105	13,392	15,433	11,506	13,328	564	1,452
29000-29999	12,456	15,382	10,849	13,383	1,607	1,999	11,914	13,850	10,307	11,851	542	1,532
30000-30999	10,605	12,880	9,060	11,073	1,545	1,807	10,128	11,285	8,583	9,478	477	1,595
31000-31999	10,620	13,265	9,179	11,701	1,441	1,564	10,200	11,982	8,759	10,418	420	1,283
32000-32999	8,949	11,624	7,727	10,174	1,222	1,450	8,546	9,988	7,324	8,538	403	1,636
33000-33999	8,539	10,191	7,346	8,843	1,193	1,348	8,197	9,368	7,004	8,020	342	823
34000-34999	7,286	7,855	6,270	6,670	1,016	1,185	6,941	7,148	5,925	5,963	345	707
35000-35999	7,452	7,827	6,523	6,731	929	1,096	7,192	7,169	6,263	6,073	260	658
36000-36999	7,596	7,516	6,653	6,387	943	1,129	7,336	6,832	6,393	5,703	260	684
37000-37999	6,757	7,351	5,948	6,409	809	942	6,529	6,764	5,720	5,822	228	587
38000-38999	7,755	9,887	7,019	9,052	736	835	7,509	9,216	6,773	8,381	246	671
39000-39999	6,063	7,074	5,394	6,236	669	838	5,833	6,472	5,164	5,634	230	602
40000-40999	5,938	6,278	5,352	5,485	586	793	5,740	5,752	5,154	4,959	198	526
41000-41999	5,831	6,240	5,217	5,455	614	785	5,619	5,701	5,005	4,916	212	539
42000-42999	5,314	5,426	4,852	4,814	462	612	5,153	4,986	4,691	4,374	161	440
43000-43999	5,660	5,893	5,248	5,321	412	572	5,502	5,486	5,090	4,914	158	407
44000-44999	5,889	5,956	5,533	5,452	356	504	5,736	5,548	5,380	5,044	153	408
45000-45999	5,368	5,858	5,044	5,404	324	454	5,225	5,447	4,901	4,993	143	411
46000-46999	4,920	6,192	4,659	5,787	261	405	4,791	5,882	4,530	5,477	129	310
47000-47999	4,929	6,575	4,678	6,229	251	346	4,804	6,249	4,553	5,903	125	326
48000-48999	4,267	4,908	4,033	4,580	234	328	4,158	4,672	3,924	4,344	109	236
49000-49999	3,822	3,990	3,580	3,692	242	298	3,696	3,712	3,454	3,414	126	278
50000-50999	3,396	3,623	3,220	3,396	176	227	3,309	3,402	3,133	3,175	87	221
51000-51999	3,645	4,507	3,470	4,269	175	238	3,557	4,261	3,382	4,023	88	246
52000-52999	3,356	3,911	3,222	3,707	134	204	3,273	3,672	3,139	3,468	83	239
53000-53999	3,006	3,813	2,874	3,625	132	188	2,917	3,660	2,785	3,472	89	153
54000-54999	2,788	3,297	2,655	3,129	133	168	2,712	3,140	2,579	2,972	76	157
55000-55999	2,655	3,298	2,553	3,133	102	165	2,568	3,106	2,466	2,941	87	192
56000-56999	2,293	2,857	2,194	2,718	99	139	2,236	2,710	2,137	2,571	57	147
57000-57999	2,062	2,350	1,984	2,221	78	129	2,002	2,211	1,924	2,082	60	139
58000-58999	2,057	2,614	1,968	2,501	89	113	1,991	2,472	1,902	2,359	66	142
59000-59999	1,892	2,469	1,831	2,360	61	109	1,848	2,314	1,787	2,205	44	155

\*Annual \$ is the monthly amount paid in September 2015 times 12.

## Number of Military Personnel on DoD Retired Rolls as of September 30, 2015 by Annual Gross/Net\$\$ Groupings

\*\*\*\*\***(ARMY)**\*\*\*\*\*

*ANNUAL \$	ALL RETIREES INCLUDING RESERVES		ALL RETIREES EXCLUDING RESERVES		RESERVE RETIREES ONLY		NON-DISABILITY INCLUDING RESERVES		NON-DISABILITY EXCLUDING RESERVES		DISABILITY RETIREES ONLY	
	NET	GROSS	NET	GROSS	NET	GROSS	NET	GROSS	NET	GROSS	NET	GROSS
60000-60999	1,578	1,889	1,504	1,786	74	103	1,545	1,762	1,471	1,659	33	127
61000-61999	1,673	2,230	1,618	2,158	55	72	1,624	2,079	1,569	2,007	49	151
62000-62999	1,358	1,734	1,315	1,653	43	81	1,319	1,643	1,276	1,562	39	91
63000-63999	1,458	1,851	1,425	1,799	33	52	1,420	1,758	1,387	1,706	38	93
64000-64999	1,232	1,314	1,196	1,260	36	54	1,194	1,234	1,158	1,180	38	80
65000-65999	1,094	1,407	1,061	1,354	33	53	1,064	1,207	1,031	1,154	30	200
66000-66999	1,070	1,209	1,055	1,163	15	46	1,041	1,156	1,026	1,110	29	53
67000-67999	969	1,095	948	1,056	21	39	941	1,029	920	990	28	66
68000-68999	1,035	1,021	1,017	991	18	30	1,025	978	1,007	948	10	43
69000-69999	1,124	1,124	1,105	1,085	19	39	1,100	1,068	1,081	1,029	24	56
70000-70999	958	713	947	690	11	23	946	683	935	660	12	30
71000-71999	1,060	835	1,045	808	15	27	1,035	800	1,020	773	25	35
72000-72999	1,080	917	1,067	889	13	28	1,055	851	1,042	823	25	66
73000-73999	1,048	1,078	1,042	1,060	6	18	1,033	1,048	1,027	1,030	15	30
74000-74999	1,062	1,260	1,053	1,245	9	15	1,041	1,225	1,032	1,210	21	35
75000-75999	957	968	954	956	3	12	944	937	941	925	13	31
76000-76999	980	1,077	1,065	1,065	5	12	962	1,029	957	1,017	18	48
77000-77999	978	1,143	971	1,134	7	9	960	1,046	953	1,037	18	97
78000-78999	967	959	964	952	3	7	951	923	948	916	16	36
79000-79999	1,180	898	1,174	890	6	8	1,165	841	1,159	833	15	57
80000-80999	855	726	852	720	3	6	844	708	841	702	11	18
81000-81999	814	823	809	814	5	9	802	801	797	792	12	22
82000-82999	892	759	889	754	3	5	885	757	882	752	7	2
83000-83999	793	1,097	791	1,093	2	4	787	1,081	785	1,077	6	16
84000-84999	697	1,086	694	1,083	3	3	690	1,074	687	1,071	7	12
85000-85999	711	1,494	708	1,493	3	1	703	1,472	700	1,471	8	22
86000-86999	478	644	474	641	4	3	471	629	467	626	7	15
87000-87999	466	834	462	832	4	2	462	819	458	817	4	15
88000-88999	652	866	649	864	3	2	647	848	644	846	5	18
89000-89999	371	502	370	499	1	3	368	491	367	488	3	11
90000-90999	570	508	567	506	3	2	562	497	559	495	8	11
91000-91999	355	390	352	388	3	2	351	381	348	379	4	9
92000-92999	273	496	272	490	1	6	268	487	267	481	5	9
93000-93999	316	241	315	238	1	3	312	238	311	235	4	3
94000-94999	310	519	309	517	1	2	304	505	303	503	6	14
95000-95999	285	463	284	461	1	2	275	443	274	441	10	20
96000-96999	261	822	259	818	2	4	260	812	258	808	1	10
97000-97999	241	389	240	387	1	2	240	387	239	385	1	2
98000-98999	131	231	130	229	1	2	120	216	119	214	11	15
99000-99999	147	266	146	264	1	2	146	258	145	256	1	8
100000-100999	266	469	263	467	3	2	265	463	262	461	1	6
101000-101999	143	273	143	272	0	1	136	263	136	262	7	10
102000-102999	93	78	93	77	0	1	93	78	93	77	0	0
103000-103999	119	92	118	92	1	0	118	91	117	91	1	1
104000-104999	82	45	78	44	4	1	82	44	78	43	0	1
105000-105999	60	64	58	63	2	1	57	62	55	61	3	2
106000-106999	67	59	67	58	0	1	66	58	66	57	1	1
107000-107999	46	58	46	57	0	1	46	58	46	57	0	0
108000-108999	107	46	106	45	1	1	106	45	105	44	1	1
109000-109999	55	102	54	102	1	0	52	100	51	100	3	2
110000-110999	62	169	62	167	0	2	61	167	61	165	1	2
111000-111999	57	106	57	105	0	1	55	104	55	103	2	2
112000-112999	40	63	40	62	0	1	39	62	39	61	1	1
113000-113999	77	64	76	63	1	1	77	63	76	62	0	1
114000-114999	47	38	47	38	0	0	47	37	47	37	0	1
ABOVE 114999	599	971	598	964	1	7	593	963	592	956	6	8
<b>TOTAL</b>	<b>737,702</b>	<b>814,946</b>	<b>522,667</b>	<b>599,114</b>	<b>215,035</b>	<b>215,832</b>	<b>674,216</b>	<b>678,380</b>	<b>459,181</b>	<b>462,548</b>	<b>63,486</b>	<b>136,566</b>

\*Annual \$ is the monthly amount paid in September 2015 times 12.

## Number of Military Personnel on DoD Retired Rolls as of September 30, 2015 by Annual Gross/Net\$\$ Groupings

\*\*\*\*\***(NAVY)**\*\*\*\*\*

*ANNUAL \$	ALL RETIREES INCLUDING RESERVES		ALL RETIREES EXCLUDING RESERVES		RESERVE RETIREES ONLY		NON-DISABILITY INCLUDING RESERVES		NON-DISABILITY EXCLUDING RESERVES		DISABILITY RETIREES ONLY	
	NET	GROSS	NET	GROSS	NET	GROSS	NET	GROSS	NET	GROSS	NET	GROSS
1- 999	942	0	883	0	59	0	59	0	0	0	883	0
1000-1999	1,018	6	907	3	111	3	113	3	2	0	905	3
2000-2999	1,113	348	872	280	241	68	252	68	11	0	861	280
3000-3999	1,813	1,156	931	507	882	649	932	649	50	0	881	507
4000-4999	2,649	2,436	946	1,104	1,703	1,332	1,805	1,332	102	0	844	1,104
5000-5999	3,954	4,307	1,040	1,795	2,914	2,512	3,093	2,513	179	1	861	1,794
6000-6999	5,364	6,446	1,297	2,604	4,067	3,842	4,506	3,844	439	2	858	2,602
7000-7999	5,303	6,492	1,427	2,735	3,876	3,757	4,512	3,769	636	12	791	2,723
8000-8999	5,533	6,518	1,549	2,319	3,984	4,199	4,899	4,223	915	24	634	2,295
9000-9999	4,989	4,830	1,936	1,893	3,053	2,937	4,479	2,968	1,426	31	510	1,862
10000-10999	6,376	5,015	3,197	2,204	3,179	2,811	5,909	3,173	2,730	362	467	1,842
11000-11999	7,645	6,029	4,417	2,999	4,417	3,030	7,243	4,175	4,015	1,145	402	1,854
12000-12999	8,563	6,330	5,631	3,229	2,932	3,101	8,194	4,761	5,262	1,660	369	1,569
13000-13999	9,787	6,442	7,140	3,844	2,647	2,598	9,405	4,974	6,758	2,376	382	1,468
14000-14999	11,859	7,472	9,250	5,053	2,609	2,419	11,523	6,064	8,914	3,645	336	1,408
15000-15999	16,858	14,162	14,303	11,778	2,555	2,384	16,399	12,800	13,844	10,416	459	1,362
16000-16999	16,077	12,433	13,669	9,992	2,408	2,441	15,664	11,254	13,256	8,813	413	1,179
17000-17999	24,074	18,060	21,917	15,823	2,157	2,237	23,521	16,880	21,364	14,643	553	1,180
18000-18999	36,905	46,912	34,857	44,908	2,048	2,004	35,954	45,001	33,906	42,997	951	1,911
19000-19999	24,712	23,855	22,847	21,959	1,865	1,896	24,130	22,750	22,265	20,854	582	1,105
20000-20999	30,671	38,226	28,882	36,466	1,789	1,760	30,138	37,216	28,349	35,456	533	1,010
21000-21999	24,070	33,581	22,327	31,814	1,743	1,767	23,463	32,290	21,720	30,523	607	1,291
22000-22999	15,284	15,821	13,688	14,220	1,596	1,601	14,914	15,109	13,318	13,508	370	712
23000-23999	16,411	17,772	14,896	16,258	1,515	1,514	16,084	17,111	14,569	15,597	327	661
24000-24999	13,902	15,874	12,532	14,394	1,370	1,480	13,616	15,253	12,246	13,773	286	621
25000-25999	12,985	15,471	11,704	14,050	1,281	1,421	12,714	14,911	11,433	13,490	271	560
26000-26999	10,443	11,369	9,329	10,120	1,114	1,249	10,231	10,954	9,117	9,705	212	415
27000-27999	9,431	10,829	8,376	9,696	1,055	1,133	9,226	10,365	8,171	9,232	205	464
28000-28999	9,330	10,874	8,375	9,848	955	1,026	9,144	10,539	8,189	9,513	186	335
29000-29999	7,983	9,280	7,145	8,271	838	1,009	7,851	8,994	7,013	7,985	132	286
30000-30999	6,364	7,780	5,567	6,907	797	873	6,247	7,553	5,450	6,680	117	227
31000-31999	6,029	7,210	5,300	6,420	729	790	5,921	7,021	5,192	6,231	108	189
32000-32999	5,310	6,050	4,670	5,341	640	709	5,219	5,866	4,579	5,157	91	184
33000-33999	4,901	5,410	4,287	4,693	614	717	4,806	5,248	4,192	4,531	95	162
34000-34999	4,445	4,143	3,858	3,515	587	628	4,346	3,996	3,759	3,368	99	147
35000-35999	4,550	4,171	4,026	3,531	524	640	4,459	4,037	3,935	3,397	91	134
36000-36999	4,807	4,814	4,366	4,245	441	569	4,726	4,690	4,285	4,121	81	124
37000-37999	4,765	4,464	4,392	3,961	373	503	4,664	4,324	4,291	3,821	101	140
38000-38999	5,133	5,328	4,804	4,933	329	395	5,045	5,212	4,716	4,817	88	116
39000-39999	4,531	4,978	4,206	4,556	325	422	4,439	4,851	4,114	4,429	92	127
40000-40999	4,434	4,511	4,138	4,181	296	330	4,358	4,398	4,062	4,068	76	113
41000-41999	4,107	4,528	3,825	4,201	282	327	4,033	4,438	3,751	4,111	74	90
42000-42999	3,570	3,505	3,340	3,250	230	255	3,509	3,413	3,279	3,158	61	92
43000-43999	3,993	4,449	3,755	4,169	238	280	3,915	4,344	3,677	4,064	78	105
44000-44999	3,898	3,803	3,702	3,555	196	248	3,830	3,719	3,634	3,471	68	84
45000-45999	3,666	3,704	3,485	3,444	181	260	3,605	3,628	3,424	3,368	61	76
46000-46999	3,512	4,236	3,366	4,019	146	217	3,430	4,137	3,284	3,920	82	99
47000-47999	3,381	4,371	3,260	4,198	121	173	3,313	4,260	3,192	4,087	68	111
48000-48999	2,974	3,711	2,863	3,535	111	176	2,921	3,632	2,810	3,456	53	79
49000-49999	2,163	2,247	2,083	2,109	80	138	2,125	2,192	2,045	2,054	38	55
50000-50999	2,185	2,245	2,114	2,130	71	115	2,150	2,188	2,079	2,073	35	57
51000-51999	2,247	2,463	2,170	2,374	77	89	2,218	2,416	2,141	2,327	29	47
52000-52999	1,998	2,084	1,929	2,014	69	70	1,972	2,044	1,903	1,974	26	40
53000-53999	2,031	2,296	1,978	2,212	53	84	2,002	2,248	1,949	2,164	29	48
54000-54999	2,112	2,034	2,059	1,963	53	71	2,089	1,998	2,036	1,927	23	36
55000-55999	1,743	1,859	1,684	1,780	59	79	1,711	1,815	1,652	1,736	32	44
56000-56999	1,399	1,592	1,366	1,533	33	59	1,380	1,557	1,347	1,498	19	35
57000-57999	1,530	1,711	1,493	1,663	37	48	1,510	1,681	1,473	1,633	20	30
58000-58999	1,564	2,148	1,540	2,113	24	35	1,538	2,099	1,514	2,064	26	49
59000-59999	1,352	1,692	1,327	1,656	25	36	1,336	1,662	1,311	1,626	16	30

\*Annual \$ is the monthly amount paid in September 2015 times 12.

## Number of Military Personnel on DoD Retired Rolls as of September 30, 2015 by Annual Gross/Net\$\$ Groupings

\*\*\*\*\***(NAVY)**\*\*\*\*\*

*ANNUAL \$	ALL RETIREES INCLUDING RESERVES		ALL RETIREES EXCLUDING RESERVES		RESERVE RETIREES ONLY		NON-DISABILITY INCLUDING RESERVES		NON-DISABILITY EXCLUDING RESERVES		DISABILITY RETIREES ONLY	
	NET	GROSS	NET	GROSS	NET	GROSS	NET	GROSS	NET	GROSS	NET	GROSS
60000-60999	1,030	1,184	1,013	1,142	17	42	1,013	1,156	996	1,114	17	28
61000-61999	1,299	1,619	1,284	1,589	15	30	1,291	1,602	1,276	1,572	8	17
62000-62999	1,049	1,119	1,022	1,092	27	27	1,037	1,103	1,010	1,076	12	16
63000-63999	935	1,082	919	1,061	16	21	923	1,071	907	1,050	12	11
64000-64999	797	869	788	852	9	17	780	848	771	831	17	21
65000-65999	877	1,038	864	1,015	13	23	864	1,016	851	993	13	22
66000-66999	808	868	793	850	15	18	796	855	781	837	12	13
67000-67999	668	680	663	666	5	14	658	661	653	647	10	19
68000-68999	742	618	735	605	7	13	731	606	724	593	11	12
69000-69999	818	846	814	832	4	14	807	822	803	808	11	24
70000-70999	679	585	677	579	2	6	674	573	672	567	5	12
71000-71999	687	618	686	610	1	8	675	607	674	599	12	11
72000-72999	685	606	682	602	3	4	669	597	666	593	16	9
73000-73999	813	796	810	792	3	4	802	786	799	782	11	10
74000-74999	802	906	796	903	6	3	792	895	786	892	10	11
75000-75999	641	666	641	663	0	3	633	655	633	652	8	11
76000-76999	595	589	594	586	1	3	586	575	585	572	9	14
77000-77999	730	743	728	742	2	1	719	730	717	729	11	13
78000-78999	655	623	653	622	2	1	648	615	646	614	7	8
79000-79999	916	726	913	725	3	1	907	719	904	718	9	7
80000-80999	662	466	660	461	2	5	653	456	651	451	9	10
81000-81999	608	541	607	539	1	2	595	530	594	528	13	11
82000-82999	718	574	716	572	2	2	702	565	700	563	16	9
83000-83999	648	699	646	696	2	3	640	690	638	687	8	9
84000-84999	571	720	571	718	0	2	562	711	562	709	9	9
85000-85999	626	1,200	624	1,200	2	0	622	1,184	620	1,184	4	16
86000-86999	446	535	445	535	1	0	443	526	442	526	3	9
87000-87999	417	618	416	616	1	2	414	604	413	602	3	14
88000-88999	541	696	541	694	0	2	537	675	537	673	4	21
89000-89999	269	319	268	317	1	2	268	317	267	315	1	2
90000-90999	444	417	443	415	1	2	443	415	442	413	1	2
91000-91999	258	301	258	301	0	0	254	297	254	297	4	4
92000-92999	189	376	189	373	0	3	189	370	189	367	0	6
93000-93999	194	204	193	203	1	1	193	204	192	203	1	0
94000-94999	253	333	253	333	0	0	252	333	252	333	1	0
95000-95999	188	401	188	401	0	0	186	398	186	398	2	3
96000-96999	215	653	214	653	1	0	213	650	212	650	2	3
97000-97999	166	264	166	264	0	0	166	263	166	263	0	1
98000-98999	111	178	111	178	0	0	107	172	107	172	4	6
99000-99999	92	172	92	171	0	1	92	172	92	171	0	0
100000-100999	284	385	284	385	0	0	283	385	283	385	1	0
101000-101999	95	182	95	182	0	0	89	175	89	175	6	7
102000-102999	94	53	93	52	1	1	94	53	93	52	0	0
103000-103999	108	79	108	79	0	0	107	78	107	78	1	1
104000-104999	47	37	47	37	0	0	47	37	47	37	0	0
105000-105999	36	45	36	45	0	0	36	45	36	45	0	0
106000-106999	36	46	36	45	0	1	36	46	36	45	0	0
107000-107999	51	30	51	30	0	0	51	30	51	30	0	0
108000-108999	52	22	52	22	0	0	51	22	51	22	1	0
109000-109999	53	102	53	102	0	0	53	101	53	101	0	1
110000-110999	48	123	48	123	0	0	48	123	48	123	0	0
111000-111999	58	76	58	76	0	0	58	76	58	76	0	0
112000-112999	36	48	36	48	0	0	35	46	35	46	1	2
113000-113999	54	62	54	62	0	0	54	62	54	62	0	0
114000-114999	44	27	44	27	0	0	44	27	44	27	0	0
ABOVE 114999	541	807	541	807	0	0	539	804	539	804	2	3
<b>TOTAL</b>	<b>476,217</b>	<b>500,455</b>	<b>408,535</b>	<b>432,657</b>	<b>67,682</b>	<b>67,798</b>	<b>457,951</b>	<b>462,744</b>	<b>390,269</b>	<b>394,946</b>	<b>18,266</b>	<b>37,711</b>

\*Annual \$ is the monthly amount paid in September 2015 times 12.

## Number of Military Personnel on DoD Retired Rolls as of September 30, 2015 by Annual Gross/Net\$\$ Groupings

\*\*\*\*\* (MARINE CORPS) \*\*\*\*\*

*ANNUAL \$	ALL RETIREES INCLUDING RESERVES		ALL RETIREES EXCLUDING RESERVES		RESERVE RETIREES ONLY		NON-DISABILITY INCLUDING RESERVES		NON-DISABILITY EXCLUDING RESERVES		DISABILITY RETIREES ONLY	
	NET	GROSS	NET	GROSS	NET	GROSS	NET	GROSS	NET	GROSS	NET	GROSS
1- 999	1,665	0	1,661	0	4	0	4	0	0	0	1,661	0
1000- 1999	1,216	2	1,212	2	4	0	7	0	3	0	1,209	2
2000- 2999	1,080	334	1,068	334	12	0	16	0	4	0	1,064	334
3000- 3999	853	823	841	820	12	3	17	3	5	0	836	820
4000- 4999	685	1,364	647	1,348	38	16	41	16	3	0	644	1,348
5000- 5999	691	1,808	625	1,763	66	45	81	45	15	0	610	1,763
6000- 6999	716	2,595	580	2,503	136	92	161	92	25	0	555	2,503
7000- 7999	745	2,398	545	2,226	200	172	253	172	53	0	492	2,226
8000- 8999	686	2,276	430	2,045	256	231	325	239	69	8	361	2,037
9000- 9999	731	1,905	447	1,684	284	221	413	238	129	17	318	1,667
10000-10999	934	1,858	537	1,519	397	339	659	389	262	50	275	1,469
11000-11999	1,006	1,951	617	1,581	389	370	770	427	381	57	236	1,524
12000-12999	1,080	1,728	681	1,349	399	379	871	442	472	63	209	1,286
13000-13999	1,309	1,551	898	1,188	411	363	1,122	442	711	79	187	1,109
14000-14999	1,535	1,842	1,164	1,482	371	360	1,362	547	991	187	173	1,295
15000-15999	2,101	2,167	1,718	1,827	383	340	1,971	1,060	1,588	720	130	1,107
16000-16999	2,249	2,088	1,877	1,727	372	361	2,130	1,107	1,758	746	119	981
17000-17999	3,045	2,353	2,652	1,994	393	359	2,918	1,660	2,525	1,301	127	693
18000-18999	4,547	5,386	4,246	5,038	301	348	4,380	4,606	4,079	4,258	167	780
19000-19999	3,875	2,958	3,566	2,649	309	309	3,742	2,409	3,433	2,100	133	549
20000-20999	5,602	6,249	5,301	5,941	301	308	5,428	5,705	5,127	5,397	174	544
21000-21999	5,685	7,483	5,419	7,204	266	279	5,455	6,905	5,189	6,626	230	578
22000-22999	4,323	4,379	4,086	4,106	237	273	4,182	4,033	3,945	3,760	141	346
23000-23999	5,008	5,723	4,766	5,477	242	246	4,849	5,302	4,607	5,056	159	421
24000-24999	4,828	5,995	4,640	5,773	188	222	4,664	5,588	4,476	5,366	164	407
25000-25999	3,787	4,810	3,559	4,576	228	234	3,673	4,509	3,445	4,275	114	301
26000-26999	2,890	3,255	2,685	3,054	205	201	2,808	3,060	2,603	2,859	82	195
27000-27999	2,934	3,602	2,768	3,421	166	181	2,844	3,374	2,678	3,193	90	228
28000-28999	2,451	3,063	2,321	2,905	130	158	2,373	2,889	2,243	2,731	78	174
29000-29999	1,954	2,446	1,825	2,270	129	176	1,883	2,262	1,754	2,086	71	184
30000-30999	1,614	1,731	1,496	1,600	118	131	1,564	1,610	1,446	1,479	50	121
31000-31999	1,587	1,654	1,493	1,534	94	120	1,535	1,544	1,441	1,424	52	110
32000-32999	1,557	1,600	1,465	1,505	92	95	1,501	1,495	1,409	1,400	56	105
33000-33999	1,480	1,666	1,398	1,580	82	86	1,429	1,562	1,347	1,476	51	104
34000-34999	1,417	1,422	1,340	1,340	77	82	1,357	1,333	1,280	1,251	60	89
35000-35999	1,368	1,309	1,284	1,219	84	90	1,335	1,229	1,251	1,139	33	80
36000-36999	1,475	1,268	1,409	1,179	66	89	1,435	1,209	1,369	1,120	40	59
37000-37999	1,566	1,405	1,504	1,335	62	70	1,513	1,336	1,451	1,266	53	69
38000-38999	1,881	2,041	1,835	1,978	46	63	1,833	1,968	1,787	1,905	48	73
39000-39999	1,606	1,698	1,554	1,630	52	68	1,550	1,627	1,498	1,559	56	71
40000-40999	1,666	1,656	1,627	1,600	39	56	1,619	1,597	1,580	1,541	47	59
41000-41999	1,341	1,440	1,302	1,398	39	42	1,304	1,381	1,265	1,339	37	59
42000-42999	1,278	1,354	1,244	1,318	34	36	1,246	1,295	1,212	1,259	32	59
43000-43999	1,303	1,551	1,277	1,518	26	33	1,273	1,508	1,247	1,475	30	43
44000-44999	1,284	1,280	1,263	1,246	21	34	1,248	1,241	1,227	1,207	36	39
45000-45999	1,179	1,150	1,149	1,116	30	34	1,156	1,117	1,126	1,083	23	33
46000-46999	1,172	1,335	1,156	1,308	16	27	1,142	1,289	1,126	1,262	30	46
47000-47999	1,216	1,503	1,189	1,472	27	31	1,198	1,458	1,171	1,427	18	45
48000-48999	974	1,145	952	1,119	22	26	956	1,113	934	1,087	18	32
49000-49999	812	821	795	804	17	17	798	795	781	778	14	26
50000-50999	767	777	757	760	10	17	751	752	741	735	16	25
51000-51999	751	868	736	845	15	23	735	846	720	823	16	22
52000-52999	700	754	690	741	10	13	685	726	675	713	15	28
53000-53999	681	733	673	723	8	10	668	718	660	708	13	15
54000-54999	840	785	821	769	19	16	826	760	807	744	14	25
55000-55999	618	637	607	624	11	13	607	624	596	611	11	13
56000-56999	483	592	469	581	14	11	478	581	464	570	5	11
57000-57999	587	680	581	665	6	15	577	665	571	650	10	15
58000-58999	644	890	637	877	7	13	631	871	624	858	13	19
59000-59999	420	583	415	578	5	5	412	573	407	568	8	10

\*Annual \$ is the monthly amount paid in September 2015 times 12.

## Number of Military Personnel on DoD Retired Rolls as of September 30, 2015 by Annual Gross/Net\$\$ Groupings

\*\*\*\*\* (MARINE CORPS) \*\*\*\*\*

*ANNUAL \$	ALL RETIREES INCLUDING RESERVES		ALL RETIREES EXCLUDING RESERVES		RESERVE RETIREES ONLY		NON-DISABILITY INCLUDING RESERVES		NON-DISABILITY EXCLUDING RESERVES		DISABILITY RETIREES ONLY	
	NET	GROSS	NET	GROSS	NET	GROSS	NET	GROSS	NET	GROSS	NET	GROSS
60000-60999	315	406	314	397	1	9	311	395	310	386	4	11
61000-61999	348	556	346	549	2	7	342	545	340	538	6	11
62000-62999	259	337	255	331	4	6	256	329	252	323	3	8
63000-63999	240	292	238	285	2	7	239	286	237	279	1	6
64000-64999	216	223	211	219	5	4	208	215	203	211	8	8
65000-65999	169	198	167	195	2	3	167	191	165	188	2	7
66000-66999	200	203	200	202	0	1	194	197	194	196	6	6
67000-67999	180	154	179	149	1	5	178	151	177	146	2	3
68000-68999	176	142	175	139	1	3	173	139	172	136	3	3
69000-69999	204	244	203	242	1	2	199	234	198	232	5	10
70000-70999	154	110	153	110	1	0	150	105	149	105	4	5
71000-71999	185	187	183	186	2	1	184	182	182	181	1	5
72000-72999	172	179	171	177	1	2	170	175	169	173	2	4
73000-73999	168	188	168	188	0	0	168	183	168	183	0	5
74000-74999	143	185	142	184	1	1	139	181	138	180	4	4
75000-75999	165	149	165	149	0	0	161	145	161	145	4	4
76000-76999	147	137	147	136	0	1	145	134	145	133	2	3
77000-77999	160	190	160	190	0	0	157	183	157	183	3	7
78000-78999	185	184	184	182	1	2	181	180	180	178	4	4
79000-79999	207	169	205	167	2	2	202	168	200	166	5	1
80000-80999	155	117	155	116	0	1	150	112	150	111	5	5
81000-81999	137	145	136	145	1	0	134	141	133	141	3	4
82000-82999	149	106	149	106	0	0	146	104	146	104	3	2
83000-83999	138	170	138	170	0	0	136	167	136	167	2	3
84000-84999	139	168	139	168	0	0	137	167	137	167	2	1
85000-85999	139	244	138	243	1	1	139	239	138	238	0	5
86000-86999	82	88	82	88	0	0	80	87	80	87	2	1
87000-87999	99	155	98	155	1	0	98	151	97	151	1	4
88000-88999	141	165	141	165	0	0	138	162	138	162	3	3
89000-89999	90	93	90	93	0	0	90	93	90	93	0	0
90000-90999	98	95	98	95	0	0	97	91	97	91	1	4
91000-91999	70	64	70	64	0	0	70	63	70	63	0	1
92000-92999	44	76	43	76	1	0	42	73	41	73	2	3
93000-93999	41	36	41	36	0	0	41	36	41	36	0	0
94000-94999	52	60	52	59	0	1	51	58	51	57	1	2
95000-95999	58	119	58	119	0	0	56	116	56	116	2	3
96000-96999	45	156	45	156	0	0	45	155	45	155	0	1
97000-97999	44	63	44	63	0	0	44	63	44	63	0	0
98000-98999	22	49	22	49	0	0	19	47	19	47	3	2
99000-99999	22	36	22	36	0	0	22	36	22	36	0	0
100000-100999	49	97	49	96	0	1	49	97	49	96	0	0
101000-101999	15	27	15	26	0	1	15	26	15	25	0	1
102000-102999	20	29	20	29	0	0	20	29	20	29	0	0
103000-103999	26	14	26	14	0	0	26	14	26	14	0	0
104000-104999	14	9	14	9	0	0	14	9	14	9	0	0
105000-105999	7	13	7	13	0	0	7	13	7	13	0	0
106000-106999	6	7	6	7	0	0	6	7	6	7	0	0
107000-107999	5	5	5	5	0	0	5	5	5	5	0	0
108000-108999	14	5	14	5	0	0	14	5	14	5	0	0
109000-109999	8	18	8	18	0	0	8	18	8	18	0	0
110000-110999	11	39	10	38	1	1	11	39	10	38	0	0
111000-111999	11	20	11	20	0	0	10	20	10	20	1	0
112000-112999	6	6	6	6	0	0	6	6	6	6	0	0
113000-113999	15	9	15	9	0	0	14	9	14	9	1	0
114000-114999	14	11	14	11	0	0	14	11	14	11	0	0
ABOVE 114999	137	194	137	194	0	0	136	191	136	191	1	3
<b>TOTAL</b>	<b>110,594</b>	<b>127,861</b>	<b>102,584</b>	<b>119,847</b>	<b>8,010</b>	<b>8,014</b>	<b>98,778</b>	<b>99,322</b>	<b>90,768</b>	<b>91,308</b>	<b>11,816</b>	<b>28,539</b>

\*Annual \$ is the monthly amount paid in September 2015 times 12.



## Number of Military Personnel on DoD Retired Rolls as of September 30, 2015 by Annual Gross/Net\$\$ Groupings

\*\*\*\*\***(AIR FORCE)**\*\*\*\*\*

*ANNUAL \$	ALL RETIREES INCLUDING RESERVES		ALL RETIREES EXCLUDING RESERVES		RESERVE RETIREES ONLY		NON-DISABILITY INCLUDING RESERVES		NON-DISABILITY EXCLUDING RESERVES		DISABILITY RETIREES ONLY	
	NET	GROSS	NET	GROSS	NET	GROSS	NET	GROSS	NET	GROSS	NET	GROSS
1- 999	923	0	865	0	58	0	60	0	2	0	863	0
1000-1999	1,126	2	1,012	2	114	0	119	0	5	0	1,007	2
2000-2999	1,062	115	886	108	176	7	186	7	10	0	876	108
3000-3999	1,365	531	837	326	528	205	560	205	32	0	805	326
4000-4999	2,792	1,963	862	692	1,930	1,271	2,013	1,271	83	0	779	692
5000-5999	3,904	3,701	887	992	3,017	2,709	3,146	2,711	129	2	758	990
6000-6999	5,370	5,485	1,091	2,101	4,279	3,384	4,582	3,386	303	2	788	2,099
7000-7999	6,606	6,835	1,249	2,060	5,357	4,775	5,906	4,777	549	2	700	2,058
8000-8999	7,627	7,865	1,502	2,037	6,125	5,828	6,967	5,836	842	8	660	2,029
9000-9999	7,919	7,102	2,081	1,925	5,838	5,177	7,390	5,221	1,552	44	529	1,881
10000-10999	9,605	7,694	3,146	2,006	6,459	5,688	9,097	5,790	2,638	102	508	1,904
11000-11999	10,938	8,993	4,311	2,791	6,627	6,202	10,462	7,303	3,835	1,101	476	1,690
12000-12999	11,803	9,423	5,632	3,192	6,171	6,231	11,414	7,730	5,243	1,499	389	1,693
13000-13999	12,670	8,781	7,065	3,216	5,605	5,565	12,272	7,164	6,667	1,599	398	1,617
14000-14999	14,953	10,119	9,790	5,027	5,163	5,092	14,571	8,408	9,408	3,316	382	1,711
15000-15999	20,875	17,738	16,100	12,887	4,775	4,851	20,474	16,191	15,699	11,340	401	1,547
16000-16999	20,738	15,571	16,517	11,086	4,221	4,485	20,314	14,001	16,093	9,516	424	1,570
17000-17999	29,431	23,312	25,828	19,435	3,603	3,877	28,956	21,829	25,353	17,952	475	1,483
18000-18999	37,645	45,896	34,350	42,359	3,295	3,537	37,138	44,441	33,843	40,904	507	1,455
19000-19999	28,639	24,770	25,806	21,684	2,833	3,086	28,191	23,743	25,358	20,657	448	1,027
20000-20999	36,256	40,132	33,541	37,196	2,715	2,936	35,711	39,004	32,996	36,068	545	1,128
21000-21999	35,825	46,573	33,491	43,918	2,334	2,655	35,279	45,309	32,945	42,654	546	1,264
22000-22999	23,580	25,961	21,502	23,684	2,078	2,277	23,124	25,081	21,046	22,804	456	880
23000-23999	22,325	23,545	20,393	21,459	1,932	2,086	21,985	22,812	20,053	20,726	340	733
24000-24999	23,414	27,615	21,687	25,738	1,727	1,877	23,036	26,854	21,309	24,977	378	761
25000-25999	19,683	24,422	18,017	22,645	1,666	1,777	19,324	23,628	17,658	21,851	359	794
26000-26999	16,375	18,423	14,932	16,753	1,443	1,670	16,078	17,807	14,635	16,137	297	616
27000-27999	13,014	15,461	11,690	13,970	1,324	1,491	12,746	14,877	11,422	13,386	268	584
28000-28999	13,801	19,137	12,599	17,762	1,202	1,375	13,554	18,673	12,352	17,298	247	464
29000-29999	10,798	12,260	9,650	11,008	1,148	1,252	10,585	11,781	9,437	10,529	213	479
30000-30999	8,849	9,433	7,786	8,268	1,063	1,165	8,678	8,970	7,615	7,805	171	463
31000-31999	9,549	10,494	8,539	9,440	1,010	1,054	9,417	10,186	8,407	9,132	132	308
32000-32999	8,766	9,960	7,856	8,918	910	1,042	8,608	9,649	7,698	8,607	158	311
33000-33999	8,580	10,142	7,755	9,191	825	951	8,449	9,920	7,624	8,969	131	222
34000-34999	7,059	7,458	6,315	6,601	744	857	6,957	7,272	6,213	6,415	102	186
35000-35999	6,743	6,051	6,058	5,255	685	796	6,654	5,850	5,969	5,054	89	201
36000-36999	8,297	8,465	7,719	7,737	578	728	8,198	8,250	7,620	7,522	99	215
37000-37999	7,618	6,817	7,046	6,104	572	713	7,518	6,594	6,946	5,881	100	223
38000-38999	8,967	10,318	8,460	9,675	507	643	8,864	10,115	8,357	9,472	103	203
39000-39999	7,343	8,187	6,904	7,660	439	527	7,251	8,024	6,812	7,497	92	163
40000-40999	6,909	7,071	6,525	6,565	384	506	6,820	6,900	6,436	6,394	89	171
41000-41999	6,699	7,235	6,340	6,781	359	454	6,612	7,091	6,253	6,637	87	144
42000-42999	6,109	6,024	5,790	5,635	319	389	6,023	5,863	5,704	5,474	86	161
43000-43999	6,855	6,683	6,593	6,318	262	365	6,770	6,551	6,508	6,186	85	132
44000-44999	6,886	6,720	6,633	6,395	253	325	6,810	6,596	6,557	6,271	76	124
45000-45999	6,783	7,200	6,546	6,881	237	319	6,688	7,045	6,451	6,726	95	155
46000-46999	6,105	7,928	5,882	7,676	223	252	6,023	7,782	5,800	7,530	82	146
47000-47999	5,372	7,149	5,165	6,895	207	254	5,304	7,031	5,097	6,777	68	118
48000-48999	4,666	5,539	4,485	5,331	181	208	4,608	5,462	4,427	5,254	58	77
49000-49999	3,827	3,947	3,646	3,709	181	238	3,761	3,870	3,580	3,632	66	77
50000-50999	3,486	3,641	3,320	3,453	166	188	3,442	3,553	3,276	3,365	44	88
51000-51999	3,957	4,676	3,811	4,481	146	195	3,902	4,583	3,756	4,388	55	93
52000-52999	3,791	4,195	3,678	4,022	113	173	3,741	4,111	3,628	3,938	50	84
53000-53999	3,226	3,642	3,117	3,497	109	145	3,189	3,592	3,080	3,447	37	50
54000-54999	3,137	3,163	3,059	3,024	78	139	3,085	3,093	3,007	2,954	52	70
55000-55999	2,630	3,150	2,536	3,016	94	134	2,592	3,089	2,498	2,955	38	61
56000-56999	2,352	2,927	2,282	2,823	70	104	2,312	2,852	2,242	2,748	40	75
57000-57999	2,223	2,736	2,152	2,636	71	100	2,195	2,685	2,124	2,585	28	51
58000-58999	2,242	3,125	2,188	3,063	54	62	2,206	3,070	2,152	3,008	36	55
59000-59999	1,677	2,104	1,631	2,031	46	73	1,648	2,067	1,602	1,994	29	37

\*Annual \$ is the monthly amount paid in September 2015 times 12.

**Number of Military Personnel on DoD Retired Rolls as of September 30, 2015 by Annual Gross/Net\$\$ Groupings**

\*\*\*\*\***(AIR FORCE)**\*\*\*\*\*

*ANNUAL \$	ALL RETIREES INCLUDING RESERVES		ALL RETIREES EXCLUDING RESERVES		RESERVE RETIREES ONLY		NON-DISABILITY INCLUDING RESERVES		NON-DISABILITY EXCLUDING RESERVES		DISABILITY RETIREES ONLY	
	NET	GROSS	NET	GROSS	NET	GROSS	NET	GROSS	NET	GROSS	NET	GROSS
60000-60999	1,626	1,858	1,585	1,799	41	59	1,585	1,796	1,544	1,737	41	62
61000-61999	1,735	2,169	1,701	2,113	34	56	1,703	2,127	1,669	2,071	32	42
62000-62999	1,520	1,689	1,483	1,628	37	61	1,499	1,652	1,462	1,591	21	37
63000-63999	1,564	1,765	1,535	1,709	29	56	1,545	1,723	1,516	1,667	19	42
64000-64999	1,261	1,293	1,231	1,256	30	37	1,232	1,245	1,202	1,208	29	48
65000-65999	1,239	1,437	1,213	1,396	26	41	1,219	1,387	1,193	1,346	20	50
66000-66999	1,318	1,412	1,289	1,387	29	25	1,291	1,372	1,262	1,347	27	40
67000-67999	1,097	1,036	1,070	1,000	27	36	1,082	1,008	1,055	972	15	28
68000-68999	1,260	1,060	1,241	1,033	19	27	1,248	1,043	1,229	1,016	12	17
69000-69999	1,328	1,069	1,317	1,047	11	22	1,302	1,030	1,291	1,008	26	39
70000-70999	1,029	785	1,012	755	17	30	1,022	768	1,005	738	7	17
71000-71999	1,222	969	1,211	944	11	25	1,194	942	1,183	917	28	27
72000-72999	1,238	1,116	1,234	1,095	4	21	1,224	1,087	1,220	1,066	14	29
73000-73999	1,248	1,542	1,234	1,514	14	28	1,232	1,528	1,218	1,500	16	14
74000-74999	1,238	1,671	1,233	1,661	5	10	1,230	1,657	1,225	1,647	8	14
75000-75999	1,036	1,124	1,026	1,114	10	10	1,022	1,101	1,012	1,091	14	23
76000-76999	999	1,113	993	1,101	6	12	997	1,100	991	1,088	2	13
77000-77999	1,093	1,291	1,086	1,281	7	10	1,078	1,264	1,071	1,254	15	27
78000-78999	973	1,012	967	1,006	6	6	963	988	957	982	10	24
79000-79999	1,115	1,020	1,106	1,017	9	3	1,103	1,003	1,094	1,000	12	17
80000-80999	855	689	847	686	8	3	846	678	838	675	9	11
81000-81999	825	763	817	756	8	7	813	752	805	745	12	11
82000-82999	997	1,035	995	1,030	2	5	985	1,026	983	1,021	12	9
83000-83999	803	1,064	798	1,058	5	6	795	1,052	790	1,046	8	12
84000-84999	720	1,088	709	1,080	11	8	714	1,079	703	1,071	6	9
85000-85999	560	1,172	554	1,165	6	7	553	1,155	547	1,148	7	17
86000-86999	497	568	494	561	3	7	494	564	491	557	3	4
87000-87999	457	781	454	773	3	8	455	768	452	760	2	13
88000-88999	548	755	547	746	1	9	541	746	540	737	7	9
89000-89999	405	469	403	464	2	5	400	462	398	457	5	7
90000-90999	485	507	483	500	2	7	481	504	479	497	4	3
91000-91999	325	365	322	359	3	6	320	359	317	353	5	6
92000-92999	213	435	212	433	1	2	211	432	210	430	2	3
93000-93999	203	213	199	207	4	6	201	211	197	205	2	2
94000-94999	262	396	262	393	0	3	257	390	257	387	5	6
95000-95999	228	498	227	497	1	1	223	488	222	487	5	10
96000-96999	222	731	219	729	3	2	222	722	219	720	0	9
97000-97999	194	323	193	323	1	0	194	323	193	323	0	0
98000-98999	108	194	107	191	1	3	101	186	100	183	7	8
99000-99999	127	89	125	88	2	1	127	89	125	88	0	0
100000-100999	384	616	382	612	2	4	383	615	381	611	1	1
101000-101999	129	206	128	205	1	1	117	193	116	192	12	13
102000-102999	63	39	62	36	1	3	63	39	62	36	0	0
103000-103999	95	48	95	45	0	3	95	48	95	45	0	0
104000-104999	44	40	42	38	2	2	44	40	42	38	0	0
105000-105999	54	38	53	38	1	0	53	36	52	36	1	2
106000-106999	49	46	48	43	1	3	48	45	47	42	1	1
107000-107999	43	45	43	44	0	1	43	44	43	43	0	1
108000-108999	80	44	80	42	0	2	78	43	78	41	2	1
109000-109999	39	76	39	76	0	0	36	74	36	74	3	2
110000-110999	35	115	35	114	0	1	35	115	35	114	0	0
111000-111999	53	78	53	78	0	0	52	77	52	77	1	1
112000-112999	28	55	28	53	2	2	28	54	26	52	0	1
113000-113999	40	46	40	45	0	1	40	46	40	45	0	0
114000-114999	59	42	59	42	0	0	59	42	59	42	0	0
ABOVE 114999	538	807	535	804	3	3	536	804	533	801	2	3
<b>TOTAL</b>	<b>657,671</b>	<b>686,512</b>	<b>552,590</b>	<b>581,350</b>	<b>105,081</b>	<b>105,162</b>	<b>638,979</b>	<b>647,678</b>	<b>533,898</b>	<b>542,516</b>	<b>18,692</b>	<b>38,834</b>

\*Annual \$ is the monthly amount paid in September 2015 times 12.

**Number of Military Personnel on DoD Retired Rolls as of September 30, 2015 by Annual Gross/Net\$\$ Groupings**

\*\*\*\*\* (ALL DOD) \*\*\*\*\*

*ANNUAL \$	ALL RETIREES INCLUDING RESERVES		ALL RETIREES EXCLUDING RESERVES		RESERVE RETIREES ONLY		NON-DISABILITY INCLUDING RESERVES		NON-DISABILITY EXCLUDING RESERVES		DISABILITY RETIREES ONLY	
	NET	GROSS	NET	GROSS	NET	GROSS	NET	GROSS	NET	GROSS	NET	GROSS
1- 999	9,083	1	8,581	1	502	0	509	0	7	0	8,574	1
1000-1999	9,169	16	8,369	11	800	5	820	5	20	0	8,349	11
2000-2999	8,869	1,219	7,454	1,032	1,415	187	1,479	187	64	0	7,390	1,032
3000-3999	12,407	5,650	7,095	2,620	5,312	3,030	5,493	3,030	181	0	6,914	2,620
4000-4999	20,417	16,211	6,376	5,587	14,041	10,624	14,341	10,624	300	0	6,076	5,587
5000-5999	25,487	26,716	6,248	8,648	19,239	18,068	19,774	18,072	535	4	5,713	8,644
6000-6999	30,216	35,819	6,447	14,483	23,769	21,336	24,806	21,341	1,037	5	5,410	14,478
7000-7999	31,121	38,231	6,666	14,403	24,455	23,828	26,251	23,853	1,796	25	4,870	14,378
8000-8999	30,870	38,677	6,547	14,487	24,323	24,190	26,835	24,260	2,512	70	4,035	14,417
9000-9999	30,169	32,508	7,758	12,027	22,411	20,481	26,772	20,595	4,361	114	3,397	11,913
10000-10999	34,383	33,899	11,361	12,695	23,022	21,204	31,279	22,077	8,257	873	3,104	11,822
11000-11999	36,301	37,594	14,283	16,138	22,018	21,456	33,607	25,563	11,589	4,107	2,694	12,031
12000-12999	37,235	35,062	17,435	14,824	19,800	20,238	34,957	24,786	15,157	4,548	2,278	10,276
13000-13999	40,303	33,667	22,354	15,717	17,949	17,950	38,024	23,834	20,075	5,884	2,279	9,833
14000-14999	44,440	36,893	27,890	20,690	16,550	16,203	42,459	25,984	25,909	9,781	1,981	10,909
15000-15999	58,714	52,682	43,282	37,189	15,432	15,493	56,618	43,766	41,186	28,273	2,096	8,916
16000-16999	57,972	46,665	44,006	32,076	13,966	14,589	56,002	37,642	42,036	23,053	1,970	9,023
17000-17999	80,972	64,827	68,673	51,835	12,299	12,992	78,824	56,165	66,525	43,173	2,148	8,662
18000-18999	109,572	139,139	98,414	127,221	11,158	11,918	106,844	130,023	95,686	118,105	2,728	9,116
19000-19999	82,427	73,261	72,573	62,651	9,854	10,610	80,369	66,563	70,515	55,953	2,058	6,698
20000-20999	104,275	121,053	95,067	111,165	9,208	9,888	102,008	114,278	92,800	104,390	2,267	6,775
21000-21999	95,497	128,136	87,220	118,954	8,277	9,182	93,036	120,314	84,759	111,132	2,461	7,822
22000-22999	67,704	72,943	60,414	64,856	7,290	8,087	65,811	68,231	58,521	60,144	1,893	4,712
23000-23999	69,435	75,686	62,641	68,407	6,794	7,279	67,778	71,521	60,984	64,242	1,657	4,165
24000-24999	66,923	81,348	60,769	74,540	6,154	6,808	65,276	77,292	59,122	70,484	1,647	4,056
25000-25999	56,823	72,366	51,035	66,082	5,788	6,284	55,228	67,640	49,440	61,356	1,595	4,726
26000-26999	46,029	52,885	40,963	47,101	5,066	5,784	44,751	49,437	39,685	43,653	1,278	3,448
27000-27999	40,368	48,528	35,683	43,163	4,685	5,365	39,181	44,714	34,496	39,349	1,187	3,814
28000-28999	39,538	49,959	35,365	45,295	4,173	4,664	38,463	47,534	34,290	42,870	1,075	2,425
29000-29999	33,191	39,368	29,469	34,932	3,722	4,436	32,233	36,887	28,511	32,451	958	2,481
30000-30999	27,432	31,824	23,909	27,848	3,523	3,976	26,617	29,418	23,094	25,442	815	2,406
31000-31999	27,785	32,623	29,095	32,623	3,274	3,528	27,073	30,733	23,799	27,205	712	1,890
32000-32999	24,582	29,234	21,718	25,938	2,864	3,296	23,874	26,998	21,010	23,702	708	2,236
33000-33999	23,500	27,409	20,786	24,307	2,714	3,102	22,881	26,098	20,167	22,996	619	1,311
34000-34999	20,207	20,878	17,783	18,126	2,424	2,752	19,601	19,749	17,177	16,997	606	1,129
35000-35999	20,113	19,358	17,891	16,736	2,222	2,622	19,640	18,285	17,418	15,663	473	1,073
36000-36999	22,175	22,063	20,147	19,548	2,028	2,515	21,695	20,981	19,667	18,466	480	1,082
37000-37999	20,706	20,037	18,890	17,809	1,816	2,228	20,224	19,018	18,408	16,790	482	1,019
38000-38999	23,736	27,574	22,118	25,638	1,618	1,936	23,251	26,511	21,633	24,575	485	1,063
39000-39999	19,543	21,937	18,058	20,082	1,485	1,855	19,073	20,974	17,588	19,119	470	963
40000-40999	18,947	19,516	17,642	17,831	1,305	1,685	18,537	18,647	17,232	16,962	410	869
41000-41999	17,978	19,443	16,684	17,835	1,294	1,608	17,568	18,611	16,274	17,003	410	832
42000-42999	16,271	16,309	15,226	15,017	1,045	1,292	15,931	15,557	14,886	14,265	340	752
43000-43999	17,811	18,576	16,873	17,326	938	1,250	17,460	17,889	16,522	16,639	351	687
44000-44999	17,957	17,759	17,131	16,648	826	1,111	17,624	17,104	16,798	15,993	333	655
45000-45999	16,996	17,912	16,224	16,845	772	1,067	16,674	17,237	15,902	16,170	322	675
46000-46999	15,709	19,691	15,063	18,790	646	901	15,386	19,090	14,740	18,189	323	601
47000-47999	14,898	19,598	14,292	18,794	606	804	14,619	18,998	14,013	18,194	279	600
48000-48999	12,881	15,303	12,333	14,565	548	738	12,643	14,879	12,095	14,141	238	424
49000-49999	10,624	11,005	10,104	10,314	520	691	10,380	10,569	9,860	9,878	244	436
50000-50999	9,834	10,286	9,411	9,739	423	547	9,652	9,895	9,229	9,348	182	391
51000-51999	10,600	12,514	10,187	11,969	413	545	10,412	12,106	9,999	11,561	188	408
52000-52999	9,845	10,944	9,519	10,484	326	460	9,671	10,553	9,345	10,093	174	391
53000-53999	8,944	10,484	8,642	10,057	302	427	8,776	10,218	8,474	9,791	168	266
54000-54999	8,877	9,279	8,594	8,885	283	394	8,712	8,991	8,429	8,597	165	288
55000-55999	7,646	8,944	7,380	8,553	266	391	7,478	8,634	7,212	8,243	168	310
56000-56999	6,527	7,968	6,311	7,655	216	313	6,406	7,700	6,190	7,387	121	268
57000-57999	6,402	7,477	6,210	7,185	192	292	6,284	7,242	6,092	6,950	118	235
58000-58999	6,507	8,777	6,333	8,554	174	223	6,366	8,512	6,192	8,289	141	265
59000-59999	5,341	6,848	5,204	6,625	137	223	5,244	6,616	5,107	6,393	97	232

\*Annual \$ is the monthly amount paid in September 2015 times 12.

**Number of Military Personnel on DoD Retired Rolls as of September 30, 2015 by Annual Gross/Net\$\$ Groupings**

\*\*\*\*\***(ALL DOD)**\*\*\*\*\*

*ANNUAL \$	ALL RETIREES INCLUDING RESERVES		ALL RETIREES EXCLUDING RESERVES		RESERVE RETIREES ONLY		NON-DISABILITY INCLUDING RESERVES		NON-DISABILITY EXCLUDING RESERVES		DISABILITY RETIREES ONLY	
	NET	GROSS	NET	GROSS	NET	GROSS	NET	GROSS	NET	GROSS	NET	GROSS
60000-60999	4,549	5,337	4,416	5,124	133	213	4,454	5,109	4,321	4,896	95	228
61000-61999	5,055	6,574	4,949	6,409	106	165	4,960	6,353	4,854	6,188	95	221
62000-62999	4,186	4,879	4,075	4,704	111	175	4,111	4,727	4,000	4,552	75	152
63000-63999	4,197	4,990	4,117	4,854	80	136	4,127	4,838	4,047	4,702	70	152
64000-64999	3,506	3,699	3,426	3,587	80	112	3,414	3,542	3,334	3,430	92	157
65000-65999	3,379	4,080	3,305	3,960	74	120	3,314	3,801	3,240	3,681	65	279
66000-66999	3,396	3,692	3,337	3,602	59	90	3,322	3,580	3,263	3,490	74	112
67000-67999	2,914	2,965	2,860	2,871	54	94	2,859	2,849	2,805	2,755	55	116
68000-68999	3,213	2,841	3,168	2,768	45	73	3,177	2,766	3,132	2,693	36	75
69000-69999	3,474	3,283	3,439	3,206	35	77	3,408	3,154	3,373	3,077	66	129
70000-70999	2,820	2,193	2,789	2,134	31	59	2,792	2,129	2,761	2,070	28	64
71000-71999	3,154	2,609	3,125	2,548	29	61	3,088	2,531	3,059	2,470	66	78
72000-72999	3,175	2,818	3,154	2,763	21	55	3,118	2,710	3,097	2,655	57	108
73000-73999	3,277	3,604	3,254	3,554	23	50	3,235	3,545	3,212	3,495	42	59
74000-74999	3,245	4,022	3,224	3,993	21	29	3,202	3,958	3,181	3,929	43	64
75000-75999	2,799	2,907	2,786	2,882	13	25	2,760	2,838	2,747	2,813	39	69
76000-76999	2,721	2,916	2,709	2,888	12	28	2,690	2,838	2,678	2,810	31	78
77000-77999	2,961	3,367	2,945	3,347	16	20	2,914	3,223	2,898	3,203	47	144
78000-78999	2,780	2,778	2,768	2,762	12	16	2,743	2,706	2,731	2,690	37	72
79000-79999	3,418	2,813	3,398	2,799	20	14	3,377	2,731	3,357	2,717	41	82
80000-80999	2,527	1,998	2,514	1,983	13	15	2,493	1,954	2,480	1,939	34	44
81000-81999	2,384	2,272	2,369	2,254	15	18	2,344	2,224	2,329	2,206	40	48
82000-82999	2,756	2,474	2,749	2,462	7	12	2,718	2,452	2,711	2,440	38	22
83000-83999	2,382	3,030	2,373	3,017	9	13	2,358	2,990	2,349	2,977	24	40
84000-84999	2,127	3,062	2,113	3,049	14	13	2,103	3,031	2,089	3,018	24	31
85000-85999	2,036	4,110	2,024	4,101	12	9	2,017	4,050	2,005	4,041	19	60
86000-86999	1,503	1,835	1,495	1,825	8	10	1,488	1,806	1,480	1,796	15	29
87000-87999	1,439	2,388	1,430	2,376	9	12	1,429	2,342	1,420	2,330	10	46
88000-88999	1,882	2,482	1,878	2,469	4	13	1,863	2,431	1,859	2,418	19	51
89000-89999	1,135	1,383	1,131	1,373	4	10	1,126	1,363	1,122	1,353	9	20
90000-90999	1,597	1,527	1,591	1,516	6	11	1,583	1,507	1,577	1,496	14	20
91000-91999	1,008	1,120	1,002	1,112	6	8	995	1,100	989	1,092	13	20
92000-92999	719	1,383	716	1,372	3	11	710	1,362	707	1,351	9	21
93000-93999	754	694	748	684	6	10	747	689	741	679	7	5
94000-94999	877	1,308	876	1,302	1	6	864	1,286	863	1,280	13	22
95000-95999	759	1,481	757	1,478	2	3	740	1,445	738	1,442	19	36
96000-96999	743	2,362	737	2,356	6	6	740	2,339	734	2,333	3	23
97000-97999	645	1,039	643	1,037	2	2	644	1,036	642	1,034	1	3
98000-98999	372	652	370	647	2	5	347	621	345	616	25	31
99000-99999	388	563	385	559	3	4	387	555	384	551	1	8
100000-100999	983	1,567	978	1,560	5	7	980	1,560	975	1,553	3	7
101000-101999	382	688	381	685	1	3	357	657	356	654	25	31
102000-102999	270	199	268	194	2	5	270	199	268	194	0	0
103000-103999	348	233	347	230	1	3	346	231	345	228	2	2
104000-104999	187	131	181	128	6	3	187	130	181	127	0	1
105000-105999	157	160	154	159	3	1	153	156	150	155	4	4
106000-106999	158	158	157	153	1	5	156	156	155	151	2	2
107000-107999	145	138	145	136	0	2	145	137	145	135	0	1
108000-108999	253	117	252	114	1	3	249	115	248	112	4	2
109000-109999	155	298	154	298	1	0	149	293	148	293	6	5
110000-110999	156	446	155	442	1	4	155	444	154	440	1	2
111000-111999	179	280	179	279	0	1	175	277	175	276	4	3
112000-112999	110	172	108	169	2	3	108	168	106	165	2	4
113000-113999	186	181	185	179	1	2	185	180	184	178	1	1
114000-114999	164	118	164	118	0	0	164	117	164	117	0	1
ABOVE 114999	1,815	2,779	1,811	2,769	4	10	1,804	2,762	1,800	2,752	11	17
<b>TOTAL</b>	<b>1,982,184</b>	<b>2,129,774</b>	<b>1,586,376</b>	<b>1,732,968</b>	<b>395,808</b>	<b>396,806</b>	<b>1,869,924</b>	<b>1,888,124</b>	<b>1,474,116</b>	<b>1,491,318</b>	<b>112,260</b>	<b>241,650</b>

\*Annual \$ is the monthly amount paid in September 2015 times 12.

## Number of Military Personnel Retired During FY2015 by Annual Gross/Net\$\$ Groupings

\*\*\*\*\***(ARMY)**\*\*\*\*\*

*ANNUAL \$	ALL RETIREES INCLUDING RESERVES		ALL RETIREES EXCLUDING RESERVES		RESERVE RETIREES ONLY		NON-DISABILITY INCLUDING RESERVES		NON-DISABILITY EXCLUDING RESERVES		DISABILITY RETIREES ONLY	
	NET	GROSS	NET	GROSS	NET	GROSS	NET	GROSS	NET	GROSS	NET	GROSS
1- 999	409	0	394	0	15	0	15	0	0	0	394	0
1000- 1999	453	0	424	0	29	0	29	0	0	0	424	0
2000- 2999	383	11	343	1	40	10	41	10	1	0	342	1
3000- 3999	526	124	334	0	192	124	192	124	0	0	334	0
4000- 4999	725	391	276	1	449	390	451	390	2	0	274	1
5000- 5999	691	441	262	19	429	422	430	422	1	0	261	19
6000- 6999	718	718	232	281	486	437	487	437	1	0	231	281
7000- 7999	733	841	227	340	506	501	512	501	6	0	221	340
8000- 8999	658	986	221	537	437	449	443	450	6	1	215	536
9000- 9999	583	806	177	415	406	391	412	393	6	2	171	413
10000-10999	603	895	221	537	382	358	398	361	16	3	205	534
11000-11999	556	1,038	195	697	361	341	389	351	28	10	167	687
12000-12999	482	782	142	443	340	339	354	347	14	8	128	435
13000-13999	518	820	219	512	299	308	368	312	69	4	150	508
14000-14999	465	1,199	162	906	303	293	371	373	68	80	94	826
15000-15999	458	807	161	520	297	287	363	336	66	49	95	471
16000-16999	552	785	309	537	243	248	434	282	191	34	118	503
17000-17999	639	1,104	423	863	216	241	518	495	302	254	121	609
18000-18999	562	1,077	375	869	187	208	426	489	239	281	136	588
19000-19999	509	767	348	579	161	188	396	311	235	123	113	456
20000-20999	855	1,032	697	859	158	173	713	507	555	334	142	525
21000-21999	689	1,352	549	1,196	140	156	576	666	436	510	113	686
22000-22999	578	1,002	447	860	131	142	472	644	341	502	106	358
23000-23999	652	724	543	601	109	123	545	417	436	294	107	307
24000-24999	572	600	468	486	104	114	453	360	349	246	119	240
25000-25999	691	1,246	584	1,134	107	112	562	719	455	607	129	527
26000-26999	627	834	523	724	104	110	516	484	412	374	111	350
27000-27999	531	904	441	797	90	107	432	491	342	384	99	413
28000-28999	536	692	461	604	75	88	450	481	375	393	86	211
29000-29999	498	640	431	544	67	96	426	406	359	310	72	234
30000-30999	518	727	444	650	74	77	426	411	352	334	92	316
31000-31999	527	625	456	566	71	59	467	407	396	348	60	218
32000-32999	456	738	394	669	62	69	387	400	325	331	69	338
33000-33999	477	609	420	540	57	69	425	504	368	435	52	105
34000-34999	361	434	314	381	47	53	309	329	262	276	52	105
35000-35999	365	502	321	461	44	41	321	391	277	350	44	111
36000-36999	325	449	288	394	37	55	287	344	250	289	38	105
37000-37999	265	389	222	334	43	55	229	294	186	239	36	95
38000-38999	269	391	221	352	48	39	234	249	186	210	35	142
39000-39999	221	330	185	289	36	41	191	232	155	191	30	98
40000-40999	251	285	214	248	37	37	214	190	177	153	37	95
41000-41999	243	254	204	210	39	44	213	175	174	131	30	79
42000-42999	228	232	195	200	33	32	199	150	166	118	29	82
43000-43999	236	299	203	265	33	34	213	235	180	201	23	64
44000-44999	269	312	249	271	20	41	238	242	218	201	31	70
45000-45999	234	254	214	224	20	30	216	201	196	171	18	53
46000-46999	188	228	171	205	17	23	167	181	150	158	21	47
47000-47999	207	301	197	272	10	29	197	257	187	228	10	44
48000-48999	188	254	172	238	16	16	170	199	154	183	18	55
49000-49999	151	213	130	195	21	18	138	165	117	147	13	48
50000-50999	141	176	135	158	6	18	120	140	114	122	21	36
51000-51999	142	162	128	147	14	15	130	128	116	113	12	34
52000-52999	159	183	149	171	10	12	150	141	140	129	9	42
53000-53999	133	161	123	148	10	13	122	122	112	109	11	39
54000-54999	167	162	146	152	21	10	158	135	137	125	9	27
55000-55999	126	167	120	156	6	11	113	143	107	132	13	24
56000-56999	125	165	115	155	10	10	113	131	103	121	12	34
57000-57999	132	130	126	123	6	7	120	106	114	99	12	24
58000-58999	129	178	123	164	6	14	118	152	112	138	11	26
59000-59999	120	124	114	116	6	8	113	99	107	91	7	25

Excluding members who retired during the fiscal year and died before the end of the year.  
 \*Annual \$ is the monthly amount paid in September 2015 times 12.

## Number of Military Personnel Retired During FY2015 by Annual Gross/Net\$\$ Groupings

\*\*\*\*\***(ARMY)**\*\*\*\*\*

*ANNUAL \$	ALL RETIREES INCLUDING RESERVES		ALL RETIREES EXCLUDING RESERVES		RESERVE RETIREES ONLY		NON-DISABILITY INCLUDING RESERVES		NON-DISABILITY EXCLUDING RESERVES		DISABILITY RETIREES ONLY	
	NET	GROSS	NET	GROSS	NET	GROSS	NET	GROSS	NET	GROSS	NET	GROSS
60000-60999	124	152	121	140	3	12	116	116	113	104	8	36
61000-61999	106	142	102	138	4	4	96	110	92	106	10	32
62000-62999	93	126	88	121	5	5	89	110	84	105	4	16
63000-63999	105	145	101	137	4	8	99	129	95	121	6	16
64000-64999	88	129	85	123	3	6	87	123	84	117	1	6
65000-65999	74	135	71	131	3	4	66	76	63	72	8	59
66000-66999	54	77	54	74	0	3	51	70	51	67	3	7
67000-67999	63	66	61	62	2	4	60	61	58	57	3	5
68000-68999	36	60	34	58	2	2	34	52	32	50	2	8
69000-69999	48	59	47	58	1	1	46	55	45	54	2	4
70000-70999	50	59	50	57	0	2	48	52	48	50	2	7
71000-71999	37	55	35	53	2	2	37	50	35	48	0	5
72000-72999	53	68	53	66	0	2	49	53	49	51	4	15
73000-73999	37	32	37	31	0	1	36	27	36	26	1	5
74000-74999	42	47	38	46	4	1	40	41	36	40	2	6
75000-75999	30	45	29	42	1	3	30	38	29	35	0	7
76000-76999	32	40	31	38	1	2	29	30	28	28	3	10
77000-77999	45	61	45	61	0	0	44	38	44	38	1	23
78000-78999	32	49	32	49	0	0	31	36	31	36	1	13
79000-79999	32	37	32	37	0	0	31	34	31	34	1	3
80000-80999	31	29	29	27	2	2	30	28	28	26	1	1
81000-81999	29	29	29	28	0	1	29	29	29	28	0	0
82000-82999	39	41	39	40	0	1	39	41	39	40	0	0
83000-83999	29	32	29	32	0	0	28	31	28	31	1	1
84000-84999	24	29	23	27	1	2	23	27	22	25	1	2
85000-85999	23	22	23	22	0	0	21	20	21	20	2	2
86000-86999	30	21	30	20	0	1	30	20	30	19	0	1
87000-87999	23	29	22	29	1	0	22	26	21	26	1	3
88000-88999	63	38	63	38	0	0	63	38	63	38	0	0
89000-89999	29	20	29	20	0	0	29	16	29	16	0	4
90000-90999	32	28	32	28	0	0	30	25	30	25	2	3
91000-91999	19	25	19	25	0	0	19	24	19	24	0	1
92000-92999	22	42	22	42	0	0	21	41	21	41	1	1
93000-93999	16	19	16	18	0	1	16	19	16	18	0	0
94000-94999	28	48	28	48	0	0	28	46	28	46	0	2
95000-95999	12	62	12	62	0	0	12	56	12	56	0	6
96000-96999	9	19	9	19	0	0	9	18	9	18	0	1
97000-97999	4	18	3	17	1	1	4	18	3	17	0	0
98000-98999	11	11	11	11	0	0	10	9	10	9	1	2
99000-99999	6	14	6	14	0	0	6	13	6	13	0	1
100000-100999	5	17	5	17	0	0	5	17	5	17	0	0
101000-101999	7	10	7	10	0	0	7	10	7	10	0	0
102000-102999	7	13	7	13	0	0	7	13	7	13	0	0
103000-103999	5	4	5	4	0	0	4	4	4	4	1	0
104000-104999	6	3	6	3	0	0	6	2	6	2	0	1
105000-105999	7	8	6	8	1	0	6	8	5	8	1	0
106000-106999	4	3	4	3	0	0	4	3	4	3	0	0
107000-107999	7	6	7	6	0	0	7	6	7	6	0	0
108000-108999	2	4	2	4	0	0	2	4	2	4	0	0
109000-109999	7	8	7	8	0	0	7	8	7	8	0	0
110000-110999	5	6	5	6	0	0	5	5	5	5	0	1
111000-111999	2	6	2	6	0	0	2	6	2	6	0	0
112000-112999	1	6	1	5	0	1	1	6	1	5	0	0
113000-113999	3	4	3	4	0	0	3	3	3	3	0	1
114000-114999	3	4	3	4	0	0	3	4	3	4	0	0
ABOVE 114999	46	62	45	61	1	1	46	62	45	61	0	0
<b>TOTAL</b>	<b>26,582</b>	<b>34,376</b>	<b>18,817</b>	<b>26,567</b>	<b>7,765</b>	<b>7,809</b>	<b>20,375</b>	<b>20,419</b>	<b>12,610</b>	<b>12,610</b>	<b>6,207</b>	<b>13,957</b>

Excluding members who retired during the fiscal year and died before the end of the year.  
 \*Annual \$ is the monthly amount paid in September 2015 times 12.

## Number of Military Personnel Retired During FY2015 by Annual Gross/Net\$\$ Groupings

\*\*\*\*\***(NAVY)**\*\*\*\*\*

*ANNUAL \$	ALL RETIREES EXCLUDING RESERVES		ALL RETIREES EXCLUDING RESERVES		RESERVE RETIREES ONLY		NON-DISABILITY INCLUDING RESERVES		NON-DISABILITY EXCLUDING RESERVES		DISABILITY RETIREES ONLY	
	NET	GROSS	NET	GROSS	NET	GROSS	NET	GROSS	NET	GROSS	NET	GROSS
1- 999	71	0	69	0	2	0	2	0	0	0	69	0
1000- 1999	51	0	46	0	5	0	5	0	0	0	46	0
2000- 2999	45	2	40	0	5	2	5	2	0	0	40	0
3000- 3999	65	5	58	1	7	4	8	4	1	0	57	1
4000- 4999	79	30	41	0	38	30	38	30	0	0	41	0
5000- 5999	113	63	34	4	79	59	79	59	0	0	34	4
6000- 6999	133	122	29	40	104	82	107	82	3	0	26	40
7000- 7999	126	138	22	26	104	112	110	112	6	0	16	26
8000- 8999	158	165	30	37	128	128	137	128	9	0	21	37
9000- 9999	133	149	19	41	114	108	123	109	9	1	10	40
10000-10999	101	193	17	117	84	76	92	77	8	1	9	116
11000-11999	119	191	19	101	100	90	113	91	13	1	6	100
12000-12999	108	193	27	97	81	96	99	98	18	2	9	95
13000-13999	139	174	64	109	75	65	132	65	57	0	7	109
14000-14999	157	263	78	182	79	81	150	150	71	69	7	113
15000-15999	148	193	81	130	67	63	135	78	68	15	13	115
16000-16999	255	174	192	98	63	76	249	99	186	23	6	75
17000-17999	327	517	273	460	54	57	319	442	265	385	8	75
18000-18999	215	306	160	260	55	46	208	233	153	187	7	73
19000-19999	174	150	102	102	72	48	166	78	94	30	8	72
20000-20999	727	228	665	168	62	60	719	181	657	121	8	47
21000-21999	661	1,288	590	1,217	71	71	652	1,229	581	1,158	9	59
22000-22999	182	265	125	210	57	55	175	237	118	182	7	28
23000-23999	201	165	154	100	47	65	190	136	143	71	11	29
24000-24999	207	157	148	116	59	41	200	125	141	84	7	32
25000-25999	327	396	279	340	48	56	317	364	269	308	10	32
26000-26999	223	221	185	177	38	44	219	203	181	159	4	18
27000-27999	205	284	145	231	60	53	198	254	138	201	7	30
28000-28999	226	281	188	245	38	36	224	268	186	232	2	13
29000-29999	230	165	191	121	39	44	226	146	187	102	4	19
30000-30999	196	193	144	143	52	50	192	166	140	116	4	27
31000-31999	175	267	137	219	38	48	171	255	133	207	4	12
32000-32999	190	257	144	228	46	29	187	248	141	219	3	9
33000-33999	100	109	64	70	36	39	98	105	62	66	2	4
34000-34999	112	104	76	62	36	42	110	100	74	58	2	4
35000-35999	113	101	78	58	35	43	110	96	75	53	3	5
36000-36999	101	90	74	63	27	27	98	85	71	58	3	5
37000-37999	165	152	142	118	23	34	163	149	140	115	2	3
38000-38999	97	90	74	59	23	31	94	81	71	50	3	9
39000-39999	81	103	68	76	13	27	80	96	67	69	1	7
40000-40999	170	209	151	183	19	26	170	205	151	179	0	4
41000-41999	86	62	72	46	14	16	83	61	69	45	3	1
42000-42999	59	50	46	37	13	13	57	49	44	36	2	1
43000-43999	105	196	92	180	13	16	103	191	90	175	2	5
44000-44999	64	91	49	77	15	14	63	83	48	69	1	8
45000-45999	103	64	82	48	21	16	103	60	82	44	0	4
46000-46999	67	68	53	49	14	19	66	65	52	46	1	3
47000-47999	44	38	41	30	3	8	43	33	40	25	1	5
48000-48999	75	99	68	91	7	8	74	94	67	86	1	5
49000-49999	55	64	49	50	6	14	55	63	49	49	0	1
50000-50999	57	51	45	42	12	9	56	48	44	39	1	3
51000-51999	76	65	69	59	7	6	75	63	68	57	1	2
52000-52999	71	74	67	70	4	4	70	73	66	69	1	1
53000-53999	57	53	51	45	6	8	54	52	48	44	3	1
54000-54999	125	69	124	62	1	7	123	68	122	61	2	1
55000-55999	81	75	73	62	8	13	80	71	72	58	1	4
56000-56999	66	67	61	59	5	8	65	65	60	57	1	2
57000-57999	80	104	79	101	1	3	80	102	79	99	0	2
58000-58999	87	174	85	171	2	3	87	171	85	168	0	3
59000-59999	49	69	48	68	1	1	48	69	47	68	1	0

Excluding members who retired during the fiscal year and died before the end of the year.  
 \*Annual \$ is the monthly amount paid in September 2015 times 12.

### Number of Military Personnel Retired During FY2015 by Annual Gross/Net\$\$ Groupings

\*\*\*\*\***(NAVY)**\*\*\*\*\*

*ANNUAL \$	ALL RETIREES INCLUDING RESERVES		ALL RETIREES EXCLUDING RESERVES		RESERVE RETIREES ONLY		NON-DISABILITY INCLUDING RESERVES		NON-DISABILITY EXCLUDING RESERVES		DISABILITY RETIREES ONLY	
	NET	GROSS	NET	GROSS	NET	GROSS	NET	GROSS	NET	GROSS	NET	GROSS
60000-60999	52	57	50	52	2	5	51	53	49	48	1	4
61000-61999	70	46	70	42	0	4	69	46	69	42	1	0
62000-62999	44	34	40	33	4	1	43	33	39	32	1	1
63000-63999	35	41	33	39	2	2	35	41	33	39	0	0
64000-64999	30	38	30	38	0	0	30	38	30	38	0	0
65000-65999	59	107	57	103	2	4	58	104	56	100	1	3
66000-66999	26	43	24	42	2	1	26	43	24	42	0	0
67000-67999	27	31	26	29	1	2	27	31	26	29	0	0
68000-68999	10	20	10	19	0	1	10	20	10	19	0	0
69000-69999	20	18	19	15	1	3	20	17	19	14	0	1
70000-70999	22	15	22	15	0	0	22	14	22	14	0	1
71000-71999	13	13	13	12	0	1	13	13	13	12	0	0
72000-72999	26	29	26	29	0	0	25	28	25	28	1	1
73000-73999	11	10	10	9	1	1	11	10	10	9	0	0
74000-74999	26	21	26	21	0	0	26	21	26	21	0	0
75000-75999	20	21	20	21	0	0	20	21	20	21	0	0
76000-76999	10	9	10	9	0	0	10	8	10	8	0	1
77000-77999	20	19	20	19	0	0	20	19	20	19	0	0
78000-78999	13	15	13	15	0	0	13	15	13	15	0	0
79000-79999	21	20	21	20	0	0	21	20	21	20	0	0
80000-80999	13	15	13	15	0	0	13	15	13	15	0	0
81000-81999	6	11	6	10	0	1	6	11	6	10	0	0
82000-82999	15	17	15	17	0	0	15	17	15	17	0	0
83000-83999	18	10	18	10	0	0	18	10	18	10	0	0
84000-84999	9	16	9	16	0	0	9	16	9	16	0	0
85000-85999	18	21	18	21	0	0	17	21	17	21	1	0
86000-86999	25	14	25	14	0	0	24	12	24	12	1	2
87000-87999	24	10	23	10	1	0	23	9	22	9	1	1
88000-88999	59	16	59	16	0	0	59	16	59	16	0	0
89000-89999	29	15	29	15	0	0	29	15	29	15	0	0
90000-90999	20	11	20	11	0	0	20	11	20	11	0	0
91000-91999	11	13	11	13	0	0	11	12	11	12	0	1
92000-92999	17	21	17	21	0	0	17	21	17	21	0	0
93000-93999	2	17	2	16	0	1	2	17	2	16	0	0
94000-94999	11	28	11	28	0	0	11	28	11	28	0	0
95000-95999	10	69	10	69	0	0	10	68	10	68	0	1
96000-96999	11	32	10	32	1	0	11	32	10	32	0	0
97000-97999	2	9	2	9	0	0	2	9	2	9	0	0
98000-98999	4	8	4	8	0	0	4	8	4	8	0	0
99000-99999	4	4	4	4	0	0	4	4	4	4	0	0
100000-100999	3	8	3	8	0	0	3	8	3	8	0	0
101000-101999	3	5	3	5	0	0	3	5	3	5	0	0
102000-102999	6	5	6	5	0	0	6	5	6	5	0	0
103000-103999	2	5	2	5	0	0	2	5	2	5	0	0
104000-104999	3	2	3	2	0	0	3	2	3	2	0	0
105000-105999	4	0	4	0	0	0	4	0	4	0	0	0
106000-106999	1	3	1	2	0	1	1	3	1	2	0	0
107000-107999	4	1	4	1	0	0	4	1	4	1	0	0
108000-108999	1	2	1	2	0	0	1	2	1	2	0	0
109000-109999	3	5	3	5	0	0	3	5	3	5	0	0
110000-110999	4	1	4	1	0	0	4	1	4	1	0	0
111000-111999	5	3	5	3	0	0	5	3	5	3	0	0
112000-112999	2	3	2	3	0	0	2	3	2	3	0	0
113000-113999	1	2	1	2	0	0	1	2	1	2	0	0
114000-114999	1	3	1	3	0	0	1	3	1	3	0	0
ABOVE 114999	36	52	36	52	0	0	36	52	36	52	0	0
<b>TOTAL</b>	<b>9,755</b>	<b>10,750</b>	<b>7,402</b>	<b>8,392</b>	<b>2,353</b>	<b>2,358</b>	<b>9,189</b>	<b>9,194</b>	<b>6,836</b>	<b>6,836</b>	<b>566</b>	<b>1,556</b>

Excluding members who retired during the fiscal year and died before the end of the year.  
 \*Annual \$ is the monthly amount paid in September 2015 times 12.



## Number of Military Personnel Retired During FY2015 by Annual Gross/Net\$\$ Groupings

\*\*\*\*\* (MARINE CORPS) \*\*\*\*\*

*ANNUAL \$	ALL RETIREES INCLUDING RESERVES		ALL RETIREES EXCLUDING RESERVES		RESERVE RETIREES ONLY		NON-DISABILITY INCLUDING RESERVES		NON-DISABILITY EXCLUDING RESERVES		DISABILITY RETIREES ONLY	
	NET	GROSS	NET	GROSS	NET	GROSS	NET	GROSS	NET	GROSS	NET	GROSS
1- 999	41	0	41	0	0	0	0	0	0	0	41	0
1000- 1999	37	0	37	0	0	0	1	0	1	0	36	0
2000- 2999	25	0	25	0	0	0	0	0	0	0	25	0
3000- 3999	45	0	45	0	0	0	2	0	2	0	43	0
4000- 4999	35	0	35	0	0	0	0	0	0	0	35	0
5000- 5999	41	8	41	8	0	0	3	0	3	0	38	8
6000- 6999	40	44	33	40	7	4	10	4	3	0	30	40
7000- 7999	53	51	46	43	7	8	16	8	9	0	37	43
8000- 8999	45	61	38	54	7	7	20	7	13	0	25	54
9000- 9999	46	68	40	63	6	5	15	7	9	2	31	61
10000-10999	61	145	52	141	9	4	33	20	24	16	28	125
11000-11999	59	126	50	114	9	12	40	33	31	21	19	93
12000-12999	64	122	49	114	15	8	42	34	27	26	22	88
13000-13999	46	112	36	106	10	6	32	25	22	19	14	87
14000-14999	133	147	126	136	7	11	121	29	114	18	12	118
15000-15999	187	289	173	279	14	10	177	191	163	181	10	98
16000-16999	179	263	173	253	6	10	167	153	161	143	12	110
17000-17999	175	288	164	280	11	8	170	196	159	188	5	92
18000-18999	145	207	135	199	10	8	134	139	124	131	11	68
19000-19999	77	121	67	115	10	6	69	64	59	58	8	57
20000-20999	195	185	181	174	14	11	183	112	169	101	12	73
21000-21999	160	293	152	286	8	7	151	235	143	228	9	58
22000-22999	85	157	81	140	4	17	82	106	78	89	3	51
23000-23999	139	106	130	98	9	8	132	47	123	39	7	59
24000-24999	97	81	90	78	7	3	93	52	86	49	4	29
25000-25999	184	331	173	322	11	9	174	276	163	267	10	55
26000-26999	119	115	110	103	9	12	118	93	109	81	1	22
27000-27999	98	150	89	144	9	6	94	124	85	118	4	26
28000-28999	91	138	83	129	8	9	87	116	79	107	4	22
29000-29999	84	102	75	91	9	11	82	82	73	71	2	20
30000-30999	71	92	61	84	10	8	66	71	56	63	5	21
31000-31999	57	80	54	74	3	6	53	71	50	65	4	9
32000-32999	64	60	59	56	5	4	61	47	56	43	3	13
33000-33999	56	56	48	51	8	5	54	43	46	38	2	13
34000-34999	55	61	51	56	4	5	53	52	49	47	2	9
35000-35999	48	61	42	52	6	9	46	55	40	46	2	6
36000-36999	44	52	37	43	7	9	42	46	35	37	2	6
37000-37999	51	53	49	50	2	3	49	49	47	46	2	4
38000-38999	53	40	49	37	4	3	52	35	48	32	1	5
39000-39999	44	60	41	55	3	5	42	57	39	52	2	3
40000-40999	55	49	52	43	3	6	55	47	52	41	0	2
41000-41999	48	36	48	35	0	1	48	35	48	34	0	1
42000-42999	37	32	33	29	4	3	37	27	33	24	0	5
43000-43999	52	82	49	78	3	4	50	80	47	76	2	2
44000-44999	47	74	44	71	3	3	47	70	44	67	0	4
45000-45999	39	48	36	44	3	4	38	45	35	41	1	3
46000-46999	19	32	19	31	0	1	18	26	18	25	1	6
47000-47999	30	22	30	20	0	2	29	20	29	18	1	2
48000-48999	29	28	27	27	2	1	29	25	27	24	0	3
49000-49999	40	21	36	21	4	0	40	20	36	20	0	1
50000-50999	30	30	27	28	3	2	30	30	27	28	0	0
51000-51999	32	38	29	36	3	2	32	37	29	35	0	1
52000-52999	37	34	37	34	0	0	36	33	36	33	1	1
53000-53999	37	29	36	25	1	4	37	28	36	24	0	1
54000-54999	66	31	65	30	1	1	66	30	65	29	0	1
55000-55999	40	29	39	28	1	1	40	28	39	27	0	1
56000-56999	26	28	23	26	3	2	26	28	23	26	0	0
57000-57999	40	61	38	58	2	3	38	61	36	58	2	0
58000-58999	54	94	53	91	1	3	54	92	53	89	0	2
59000-59999	21	48	19	48	2	0	21	48	19	48	0	0

Excluding members who retired during the fiscal year and died before the end of the year.

\*Annual \$ is the monthly amount paid in September 2015 times 12.

### Number of Military Personnel Retired During FY2015 by Annual Gross/Net\$\$ Groupings

\*\*\*\*\* (MARINE CORPS) \*\*\*\*\*

*ANNUAL \$	ALL RETIREES INCLUDING RESERVES		ALL RETIREES EXCLUDING RESERVES		RESERVE RETIREES ONLY		NON-DISABILITY INCLUDING RESERVES		NON-DISABILITY EXCLUDING RESERVES		DISABILITY RETIREES ONLY	
	NET	GROSS	NET	GROSS	NET	GROSS	NET	GROSS	NET	GROSS	NET	GROSS
60000-60999	11	16	11	15	0	1	11	16	11	15	0	0
61000-61999	14	18	14	16	0	2	13	15	13	13	1	3
62000-62999	8	12	7	11	1	1	8	12	7	11	0	0
63000-63999	5	9	5	9	0	0	5	9	5	9	0	0
64000-64999	10	13	9	10	1	3	9	12	8	9	1	1
65000-65999	6	15	5	14	1	1	5	14	4	13	1	1
66000-66999	10	10	10	9	0	1	10	10	10	9	0	0
67000-67999	7	5	7	4	0	1	7	5	7	4	0	0
68000-68999	9	5	9	5	0	0	9	4	9	4	0	1
69000-69999	7	4	7	4	0	0	7	4	7	4	0	0
70000-70999	8	3	8	3	0	0	7	3	7	3	1	0
71000-71999	4	9	4	9	0	0	4	8	4	8	0	1
72000-72999	7	9	7	9	0	0	7	9	7	9	0	0
73000-73999	7	15	7	15	0	0	7	15	7	15	0	0
74000-74999	5	10	5	10	0	0	5	9	5	9	0	1
75000-75999	2	5	2	5	0	0	2	4	2	4	0	1
76000-76999	4	4	4	4	0	0	4	4	4	4	0	0
77000-77999	5	6	5	6	0	0	5	6	5	6	0	0
78000-78999	8	3	8	3	0	0	8	3	8	3	0	0
79000-79999	4	5	4	5	0	0	4	5	4	5	0	0
80000-80999	0	3	0	3	0	0	0	3	0	3	0	0
81000-81999	5	2	5	2	0	0	5	2	5	2	0	0
82000-82999	1	2	1	2	0	0	1	2	1	2	0	0
83000-83999	2	8	2	8	0	0	2	8	2	8	0	0
84000-84999	1	3	1	3	0	0	1	3	1	3	0	0
85000-85999	1	2	1	2	0	0	1	2	1	2	0	0
86000-86999	0	1	0	1	0	0	0	1	0	1	0	0
87000-87999	2	5	2	5	0	0	2	5	2	5	0	0
88000-88999	3	1	3	1	0	0	3	1	3	1	0	0
89000-89999	8	0	8	0	0	0	8	0	8	0	0	0
90000-90999	1	1	1	1	0	0	1	1	1	1	0	0
91000-91999	2	1	2	1	0	0	2	1	2	1	0	0
92000-92999	1	0	0	0	1	0	1	0	0	0	0	0
93000-93999	0	1	0	1	0	0	0	1	0	1	0	0
94000-94999	4	2	4	2	0	0	4	2	4	2	0	0
95000-95999	2	11	2	11	0	0	2	11	2	11	0	0
96000-96999	1	3	1	3	0	0	1	3	1	3	0	0
97000-97999	2	1	2	1	0	0	2	1	2	1	0	0
98000-98999	0	1	0	1	0	0	0	1	0	1	0	0
99000-99999	0	0	0	0	0	0	0	0	0	0	0	0
100000-100999	0	1	0	0	0	1	0	1	0	0	0	0
101000-101999	0	2	0	2	0	0	0	2	0	2	0	0
102000-102999	0	1	0	1	0	0	0	1	0	1	0	0
103000-103999	0	1	0	1	0	0	0	1	0	1	0	0
104000-104999	0	1	0	1	0	0	0	1	0	1	0	0
105000-105999	0	0	0	0	0	0	0	0	0	0	0	0
106000-106999	1	0	1	0	0	0	1	0	1	0	0	0
107000-107999	0	0	0	0	0	0	0	0	0	0	0	0
108000-108999	0	0	0	0	0	0	0	0	0	0	0	0
109000-109999	1	1	1	1	0	0	1	1	1	1	0	0
110000-110999	0	0	0	0	0	0	0	0	0	0	0	0
111000-111999	0	0	0	0	0	0	0	0	0	0	0	0
112000-112999	1	1	1	1	0	0	1	1	1	1	0	0
113000-113999	0	1	0	1	0	0	0	1	0	1	0	0
114000-114999	1	1	1	1	0	0	1	1	1	1	0	0
ABOVE 114999	8	8	8	8	0	0	8	8	8	8	0	0
<b>TOTAL</b>	<b>4,297</b>	<b>5,413</b>	<b>3,986</b>	<b>5,102</b>	<b>311</b>	<b>311</b>	<b>3,722</b>	<b>3,722</b>	<b>3,411</b>	<b>3,411</b>	<b>575</b>	<b>1,691</b>

Excluding members who retired during the fiscal year and died before the end of the year.  
 \*Annual \$ is the monthly amount paid in September 2015 times 12.

## Number of Military Personnel Retired During FY2015 by Annual Gross/Net\$\$ Groupings

\*\*\*\*\***(AIR FORCE)**\*\*\*\*\*

*ANNUAL \$	ALL RETIREES INCLUDING RESERVES		ALL RETIREES EXCLUDING RESERVES		RESERVE RETIREES ONLY		NON-DISABILITY INCLUDING RESERVES		NON-DISABILITY EXCLUDING RESERVES		DISABILITY RETIREES ONLY	
	NET	GROSS	NET	GROSS	NET	GROSS	NET	GROSS	NET	GROSS	NET	GROSS
1- 999	118	0	114	0	4	0	4	0	0	0	114	0
1000- 1999	118	0	108	0	10	0	10	0	0	0	108	0
2000- 2999	86	0	81	0	5	0	6	0	1	0	80	0
3000- 3999	82	7	64	1	18	6	19	6	1	0	63	1
4000- 4999	126	28	62	0	64	28	65	28	1	0	61	0
5000- 5999	192	127	54	2	138	125	141	125	3	0	51	2
6000- 6999	195	142	47	29	148	113	153	114	5	1	42	28
7000- 7999	203	193	42	49	161	144	167	144	6	0	36	49
8000- 8999	270	287	40	78	230	209	241	209	11	0	29	78
9000- 9999	267	286	56	86	211	200	231	205	20	5	36	81
10000-10999	267	322	57	135	210	187	239	198	29	11	28	124
11000-11999	312	320	73	109	239	211	290	238	51	27	22	82
12000-12999	267	330	48	105	219	225	255	251	36	26	12	79
13000-13999	291	345	72	141	219	204	277	229	58	25	14	116
14000-14999	354	416	136	202	218	214	336	255	118	41	18	161
15000-15999	384	370	173	185	211	185	369	295	158	110	15	75
16000-16999	439	416	255	208	184	208	415	296	231	88	24	120
17000-17999	444	674	293	517	151	157	430	588	279	431	14	86
18000-18999	320	396	193	242	127	154	307	283	180	129	13	113
19000-19999	282	264	177	148	105	116	267	173	162	57	15	91
20000-20999	655	415	559	299	96	116	636	337	540	221	19	78
21000-21999	563	967	456	839	107	128	548	881	441	753	15	86
22000-22999	363	363	273	261	90	102	343	301	253	199	20	62
23000-23999	521	273	417	186	104	87	507	222	403	135	14	51
24000-24999	624	420	525	338	99	82	599	364	500	282	25	56
25000-25999	780	1,037	702	947	78	90	764	930	686	840	16	107
26000-26999	673	763	592	674	81	89	648	703	567	614	25	60
27000-27999	492	640	437	567	55	73	473	591	418	518	19	49
28000-28999	543	697	483	633	60	64	536	655	476	591	7	42
29000-29999	496	463	430	394	66	69	484	406	418	337	12	57
30000-30999	332	524	287	469	45	55	318	474	273	419	14	50
31000-31999	351	596	294	541	57	55	342	559	285	504	9	37
32000-32999	210	290	161	232	49	58	201	258	152	200	9	32
33000-33999	149	169	109	121	40	48	146	154	106	106	3	15
34000-34999	163	165	130	124	33	41	158	147	125	106	5	18
35000-35999	162	154	132	117	30	37	155	137	125	100	7	17
36000-36999	165	163	140	131	25	32	162	139	137	107	3	24
37000-37999	217	226	187	195	30	31	213	204	183	173	4	22
38000-38999	101	154	77	119	24	35	97	133	73	98	4	21
39000-39999	133	206	112	182	21	24	132	186	111	162	1	20
40000-40999	194	187	170	154	24	33	190	176	166	143	4	11
41000-41999	122	57	106	44	16	13	121	52	105	39	1	5
42000-42999	122	94	102	72	20	22	119	78	99	56	3	16
43000-43999	192	314	183	294	9	20	188	298	179	278	4	16
44000-44999	143	132	122	115	21	17	140	123	119	106	3	9
45000-45999	180	111	168	94	12	17	178	107	166	90	2	4
46000-46999	134	101	122	88	12	13	130	94	118	81	4	7
47000-47999	117	100	108	86	9	14	114	94	105	80	3	6
48000-48999	191	213	180	200	11	13	187	208	176	195	4	5
49000-49999	169	202	154	195	15	7	166	197	151	190	3	5
50000-50999	116	142	109	131	7	11	113	135	106	124	3	7
51000-51999	138	129	131	121	7	8	134	119	127	111	4	10
52000-52999	154	177	150	162	4	15	147	169	143	154	7	8
53000-53999	113	110	107	104	6	6	112	108	106	102	1	2
54000-54999	196	122	190	112	6	10	195	122	189	112	1	0
55000-55999	109	133	101	124	8	9	108	127	100	118	1	6
56000-56999	86	129	79	125	7	4	84	116	77	112	2	13
57000-57999	105	165	95	155	10	10	104	163	94	153	1	2
58000-58999	114	252	109	251	5	1	113	248	108	247	1	4
59000-59999	47	86	44	80	3	6	45	83	42	77	2	3

Excluding members who retired during the fiscal year and died before the end of the year.  
 \*Annual \$ is the monthly amount paid in September 2015 times 12.

## Number of Military Personnel Retired During FY2015 by Annual Gross/Net\$\$ Groupings

\*\*\*\*\***(AIR FORCE)**\*\*\*\*\*

*ANNUAL \$	ALL RETIREES INCLUDING RESERVES		ALL RETIREES EXCLUDING RESERVES		RESERVE RETIREES ONLY		NON-DISABILITY INCLUDING RESERVES		NON-DISABILITY EXCLUDING RESERVES		DISABILITY RETIREES ONLY	
	NET	GROSS	NET	GROSS	NET	GROSS	NET	GROSS	NET	GROSS	NET	GROSS
60000-60999	50	62	44	57	6	5	49	56	43	51	1	6
61000-61999	40	57	37	51	3	6	39	49	36	43	1	8
62000-62999	42	54	40	48	2	6	42	52	40	46	0	2
63000-63999	44	41	43	34	1	7	43	37	42	30	1	4
64000-64999	43	38	42	37	1	1	42	35	41	34	1	3
65000-65999	36	41	32	35	4	6	34	34	30	28	2	7
66000-66999	36	19	36	15	0	4	36	17	36	13	0	2
67000-67999	54	31	50	27	4	4	52	31	48	27	2	0
68000-68999	52	39	49	36	3	3	51	36	48	33	1	3
69000-69999	44	34	40	32	4	2	44	32	40	30	0	2
70000-70999	31	34	30	33	1	1	30	32	29	31	1	2
71000-71999	43	47	42	45	1	2	43	47	42	45	0	0
72000-72999	49	62	49	61	0	1	47	57	47	57	2	4
73000-73999	39	48	39	47	0	1	38	48	38	47	1	0
74000-74999	36	48	36	47	0	1	36	48	36	47	0	0
75000-75999	30	38	29	37	1	1	30	37	29	36	0	1
76000-76999	25	42	24	38	1	4	25	40	24	36	0	2
77000-77999	20	47	20	45	0	2	19	41	19	39	1	6
78000-78999	20	41	20	41	0	0	20	40	20	40	0	1
79000-79999	13	28	12	28	1	0	13	28	12	28	0	0
80000-80999	10	19	8	18	2	1	10	19	8	18	0	0
81000-81999	22	20	21	20	1	0	22	20	21	20	0	0
82000-82999	22	21	22	21	0	0	22	21	22	21	0	0
83000-83999	10	20	10	20	0	0	10	20	10	20	0	0
84000-84999	11	10	11	10	0	0	11	10	11	10	0	0
85000-85999	8	11	7	10	1	1	8	11	7	10	0	0
86000-86999	12	11	12	11	0	0	12	11	12	11	0	0
87000-87999	6	16	5	16	1	0	6	15	5	15	0	1
88000-88999	23	13	23	11	0	2	23	11	23	9	0	2
89000-89999	31	9	30	9	1	0	30	9	29	9	1	0
90000-90999	5	7	5	6	0	1	5	7	5	6	0	0
91000-91999	7	10	7	10	0	0	7	10	7	10	0	0
92000-92999	9	10	9	10	0	0	9	10	9	10	0	0
93000-93999	5	5	3	4	2	1	5	5	3	4	0	0
94000-94999	3	18	3	18	0	0	3	17	3	17	0	1
95000-95999	9	48	8	48	1	0	9	46	8	46	0	2
96000-96999	5	8	4	8	1	0	5	8	4	8	0	0
97000-97999	2	3	1	3	1	0	2	3	1	3	0	0
98000-98999	8	7	8	6	0	1	8	7	8	6	0	0
99000-99999	4	5	4	5	0	0	4	5	4	5	0	0
100000-100999	3	2	3	1	0	1	3	2	3	1	0	0
101000-101999	2	2	2	1	0	1	2	2	2	1	0	0
102000-102999	3	4	2	2	1	2	3	4	2	2	0	0
103000-103999	3	3	3	2	0	1	3	3	3	2	0	0
104000-104999	3	2	3	2	0	0	3	2	3	2	0	0
105000-105999	2	6	1	6	1	0	2	6	1	6	0	0
106000-106999	0	4	0	4	0	0	0	4	0	4	0	0
107000-107999	1	3	1	2	0	1	1	3	1	2	0	0
108000-108999	2	1	2	1	0	0	2	1	2	1	0	0
109000-109999	0	1	0	1	0	0	0	1	0	1	0	0
110000-110999	3	3	3	3	0	0	3	3	3	3	0	0
111000-111999	0	3	0	3	0	0	0	3	0	3	0	0
112000-112999	1	2	0	1	1	1	1	2	0	1	0	0
113000-113999	1	1	1	0	0	1	1	1	1	0	0	0
114000-114999	0	1	0	1	0	0	0	1	0	1	0	0
ABOVE 114999	30	36	30	36	0	0	29	35	29	35	1	1
<b>TOTAL</b>	<b>16,465</b>	<b>17,760</b>	<b>12,144</b>	<b>13,437</b>	<b>4,321</b>	<b>4,323</b>	<b>15,369</b>	<b>15,371</b>	<b>11,048</b>	<b>11,048</b>	<b>1,096</b>	<b>2,389</b>

Excluding members who retired during the fiscal year and died before the end of the year.  
 \*Annual \$ is the monthly amount paid in September 2015 times 12.

## Number of Military Personnel Retired During FY2015 by Annual Gross/Net\$\$ Groupings

\*\*\*\*\* (ALL DOD) \*\*\*\*\*

*ANNUAL \$	ALL RETIREES INCLUDING RESERVES		ALL RETIREES EXCLUDING RESERVES		RESERVE RETIREES ONLY		NON-DISABILITY INCLUDING RESERVES		NON-DISABILITY EXCLUDING RESERVES		DISABILITY RETIREES ONLY	
	NET	GROSS	NET	GROSS	NET	GROSS	NET	GROSS	NET	GROSS	NET	GROSS
1- 999	639	0	618	0	21	0	21	0	0	0	618	0
1000- 1999	659	0	615	0	44	0	45	0	1	0	614	0
2000- 2999	539	13	489	1	50	12	52	12	2	0	487	1
3000- 3999	718	136	501	2	217	134	221	134	4	0	497	2
4000- 4999	965	449	414	1	551	448	554	448	3	0	411	1
5000- 5999	1,037	639	391	33	646	606	653	606	7	0	384	33
6000- 6999	1,086	1,026	341	390	745	636	757	637	12	1	329	389
7000- 7999	1,115	1,223	337	458	778	765	805	765	27	0	310	458
8000- 8999	1,131	1,499	329	706	802	793	841	794	39	1	290	705
9000- 9999	1,029	1,309	292	605	737	704	781	714	44	10	248	595
10000-10999	1,032	1,555	347	930	685	625	762	656	77	31	270	899
11000-11999	1,046	1,675	337	1,021	709	654	832	713	123	59	214	962
12000-12999	921	1,427	266	759	655	668	750	730	95	62	171	697
13000-13999	994	1,451	391	868	603	583	809	631	206	48	185	820
14000-14999	1,109	2,025	502	1,426	607	599	978	807	371	208	131	1,218
15000-15999	1,177	1,659	588	1,114	589	545	1,044	900	455	355	133	759
16000-16999	1,425	1,638	929	1,096	496	542	1,265	830	769	288	160	808
17000-17999	1,585	2,583	1,153	2,120	432	463	1,437	1,721	1,005	1,258	148	862
18000-18999	1,242	1,986	863	1,570	379	416	1,075	1,144	696	728	167	842
19000-19999	1,042	1,302	694	944	348	358	898	626	550	268	144	676
20000-20999	2,432	1,860	2,102	1,500	330	360	2,251	1,137	1,921	777	181	723
21000-21999	2,073	3,900	1,747	3,538	326	362	1,927	3,011	1,601	2,649	146	889
22000-22999	1,208	1,787	926	1,471	282	316	1,072	1,288	790	972	136	499
23000-23999	1,513	1,268	1,244	985	269	283	1,374	822	1,105	539	139	446
24000-24999	1,500	1,258	1,231	1,018	269	240	1,345	901	1,076	661	155	357
25000-25999	1,982	3,010	1,738	2,743	244	267	1,817	2,289	1,573	2,022	165	721
26000-26999	1,642	1,933	1,410	1,678	232	255	1,501	1,483	1,269	1,228	141	450
27000-27999	1,326	1,978	1,112	1,739	214	239	1,197	1,460	983	1,221	129	518
28000-28999	1,396	1,808	1,215	1,611	181	197	1,297	1,520	1,116	1,323	99	288
29000-29999	1,308	1,370	1,127	1,150	181	220	1,218	1,040	1,037	820	90	330
30000-30999	1,117	1,536	936	1,346	181	190	1,002	1,122	821	932	115	414
31000-31999	1,110	1,568	941	1,400	169	168	1,033	1,292	864	1,124	77	276
32000-32999	920	1,345	758	1,185	162	160	836	953	674	793	84	392
33000-33999	782	943	641	782	141	161	723	806	582	645	59	137
34000-34999	691	764	571	623	120	141	630	628	510	487	61	136
35000-35999	688	818	573	688	115	130	632	679	517	549	56	139
36000-36999	635	754	539	631	96	123	589	614	493	491	46	140
37000-37999	698	820	600	697	98	123	654	696	556	573	44	124
38000-38999	520	675	421	567	99	108	477	498	378	390	43	177
39000-39999	479	699	406	602	73	97	445	571	372	474	34	128
40000-40999	670	730	587	628	83	102	629	618	546	516	41	112
41000-41999	499	409	430	335	69	74	465	323	396	249	34	86
42000-42999	446	408	376	338	70	70	412	304	342	234	34	104
43000-43999	585	891	527	817	58	74	554	804	496	730	31	87
44000-44999	523	609	464	534	59	75	488	518	429	443	35	91
45000-45999	556	477	500	410	56	67	535	413	479	346	21	64
46000-46999	408	429	365	373	43	56	381	366	338	310	27	63
47000-47999	398	461	376	408	22	53	383	404	361	351	15	57
48000-48999	483	594	447	556	36	38	460	526	424	488	23	68
49000-49999	415	500	369	461	46	39	399	445	353	406	16	55
50000-50999	344	399	316	359	28	40	319	353	291	313	25	46
51000-51999	388	394	357	363	31	31	371	347	340	316	17	47
52000-52999	421	468	403	437	18	31	403	416	385	385	18	52
53000-53999	340	353	317	322	23	31	325	310	302	279	15	43
54000-54999	554	384	525	356	29	28	542	355	513	327	12	29
55000-55999	356	404	333	370	23	34	341	369	318	335	15	35
56000-56999	303	389	278	365	25	24	288	340	263	316	15	49
57000-57999	357	460	338	437	19	23	342	432	323	409	15	28
58000-58999	384	698	370	677	14	21	372	663	358	642	12	35
59000-59999	237	327	225	312	12	15	227	299	215	284	10	28

Excluding members who retired during the fiscal year and died before the end of the year.  
 \*Annual \$ is the monthly amount paid in September 2015 times 12.

## Number of Military Personnel Retired During FY2015 by Annual Gross/Net\$\$ Groupings

\*\*\*\*\***(ALL DOD)**\*\*\*\*\*

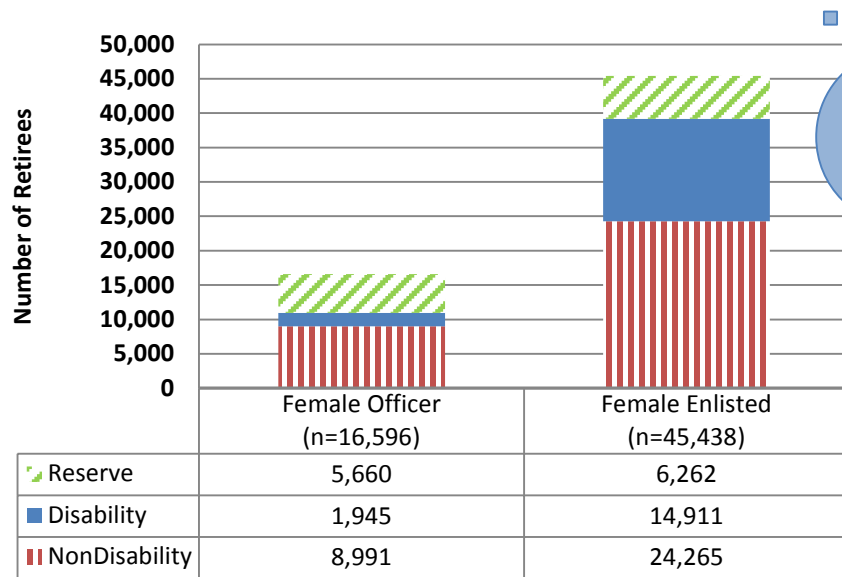
*ANNUAL \$	ALL RETIREES INCLUDING RESERVES		ALL RETIREES EXCLUDING RESERVES		RESERVE RETIREES ONLY		NON-DISABILITY INCLUDING RESERVES		NON-DISABILITY EXCLUDING RESERVES		DISABILITY RETIREES ONLY	
	NET	GROSS	NET	GROSS	NET	GROSS	NET	GROSS	NET	GROSS	NET	GROSS
60000-60999	237	287	226	264	11	23	227	241	216	218	10	46
61000-61999	230	263	223	247	7	16	217	220	210	204	13	43
62000-62999	187	226	175	213	12	13	182	207	170	194	5	19
63000-63999	189	236	182	219	7	17	182	216	175	199	7	20
64000-64999	171	218	166	208	5	10	168	208	163	198	3	10
65000-65999	175	298	165	283	10	15	163	228	153	213	12	70
66000-66999	126	149	124	140	2	9	123	140	121	131	3	9
67000-67999	151	133	144	122	7	11	146	128	139	117	5	5
68000-68999	107	124	102	118	5	6	104	112	99	106	3	12
69000-69999	119	115	113	109	6	6	117	108	111	102	2	7
70000-70999	111	111	110	108	1	3	107	101	106	98	4	10
71000-71999	97	124	94	119	3	5	97	118	94	113	0	6
72000-72999	135	168	135	165	0	3	128	148	128	145	7	20
73000-73999	94	105	93	102	1	3	92	100	91	97	2	5
74000-74999	109	126	105	124	4	2	107	119	103	117	2	7
75000-75999	82	109	80	105	2	4	82	100	80	96	0	9
76000-76999	71	95	69	89	2	6	68	82	66	76	3	13
77000-77999	90	133	90	131	0	2	88	104	88	102	2	29
78000-78999	73	108	73	108	0	0	72	94	72	94	1	14
79000-79999	70	90	69	90	1	0	69	87	68	87	1	3
80000-80999	54	66	50	63	4	3	53	65	49	62	1	1
81000-81999	62	62	61	60	1	2	62	62	61	60	0	0
82000-82999	77	81	77	80	0	1	77	81	77	80	0	0
83000-83999	59	70	59	70	0	0	58	69	58	69	1	1
84000-84999	45	58	44	56	1	2	44	56	43	54	1	2
85000-85999	50	56	49	55	1	1	47	54	46	53	3	2
86000-86999	67	47	67	46	0	1	66	44	66	43	1	3
87000-87999	55	60	52	60	3	0	53	55	50	55	2	5
88000-88999	148	68	148	66	0	2	148	66	148	64	0	2
89000-89999	97	44	96	44	1	0	96	40	95	40	1	4
90000-90999	58	47	58	46	0	1	56	44	56	43	2	3
91000-91999	39	49	39	49	0	0	39	47	39	47	0	2
92000-92999	49	73	48	73	1	0	48	72	47	72	1	1
93000-93999	23	42	21	39	2	3	23	42	21	39	0	0
94000-94999	46	96	46	96	0	0	46	93	46	93	0	3
95000-95999	33	190	32	190	1	0	33	181	32	181	0	9
96000-96999	26	62	24	62	2	0	26	61	24	61	0	1
97000-97999	10	31	8	30	2	1	10	31	8	30	0	0
98000-98999	23	27	23	26	0	1	22	25	22	24	1	2
99000-99999	14	23	14	23	0	0	14	22	14	22	0	1
100000-100999	11	28	11	26	0	2	11	28	11	26	0	0
101000-101999	12	19	12	18	0	1	12	19	12	18	0	0
102000-102999	16	23	15	21	1	2	16	23	15	21	0	0
103000-103999	10	13	10	12	0	1	9	13	9	12	1	0
104000-104999	12	8	12	8	0	0	12	7	12	7	0	1
105000-105999	13	14	11	14	2	0	12	14	10	14	1	0
106000-106999	6	10	6	9	0	1	6	10	6	9	0	0
107000-107999	12	10	12	9	0	1	12	10	12	9	0	0
108000-108999	5	7	5	7	0	0	5	7	5	7	0	0
109000-109999	11	15	11	15	0	0	11	15	11	15	0	0
110000-110999	12	10	12	10	0	0	12	9	12	9	0	1
111000-111999	7	12	7	12	0	0	7	12	7	12	0	0
112000-112999	5	12	4	10	1	2	5	12	4	10	0	0
113000-113999	5	8	5	7	0	1	5	7	5	6	0	1
114000-114999	5	9	5	9	0	0	5	9	5	9	0	0
ABOVE 114999	120	158	119	157	1	1	119	157	118	156	1	1
<b>TOTAL</b>	<b>57,099</b>	<b>68,299</b>	<b>42,349</b>	<b>53,498</b>	<b>14,750</b>	<b>14,801</b>	<b>48,655</b>	<b>48,706</b>	<b>33,905</b>	<b>33,905</b>	<b>8,444</b>	<b>19,593</b>

Excluding members who retired during the fiscal year and died before the end of the year.  
 \*Annual \$ is the monthly amount paid in September 2015 times 12.

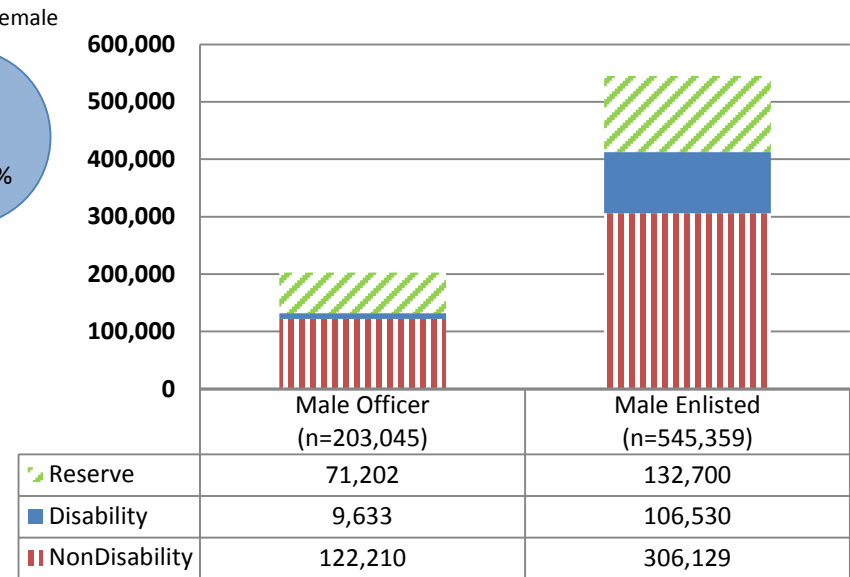
## Military Retirees by Gender and Branch of Service as of September 30, 2015

### ARMY-Female Retirees

Percent of ARMY Total

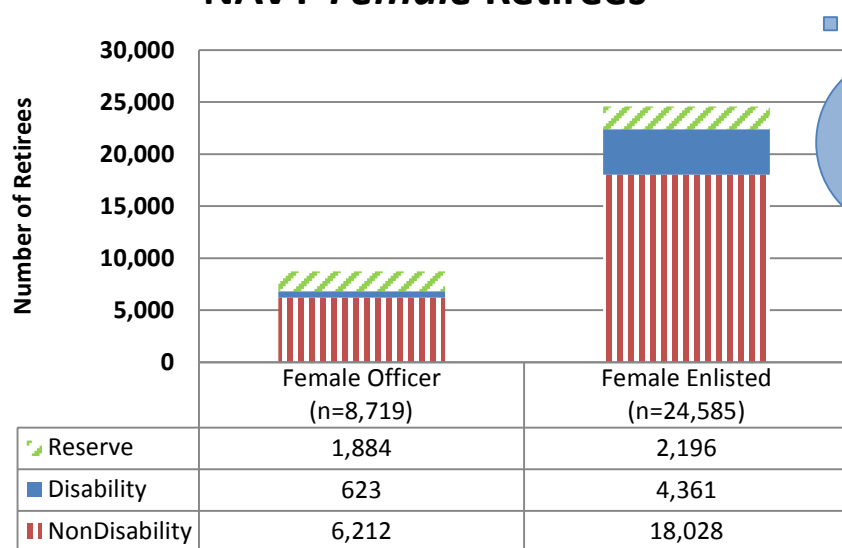


### ARMY-Male Retirees

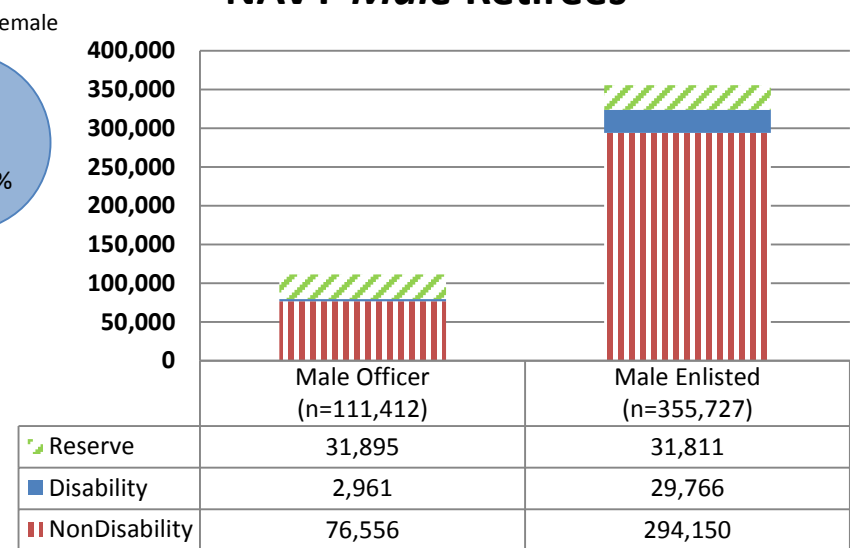


### NAVY-Female Retirees

Percent of NAVY Total

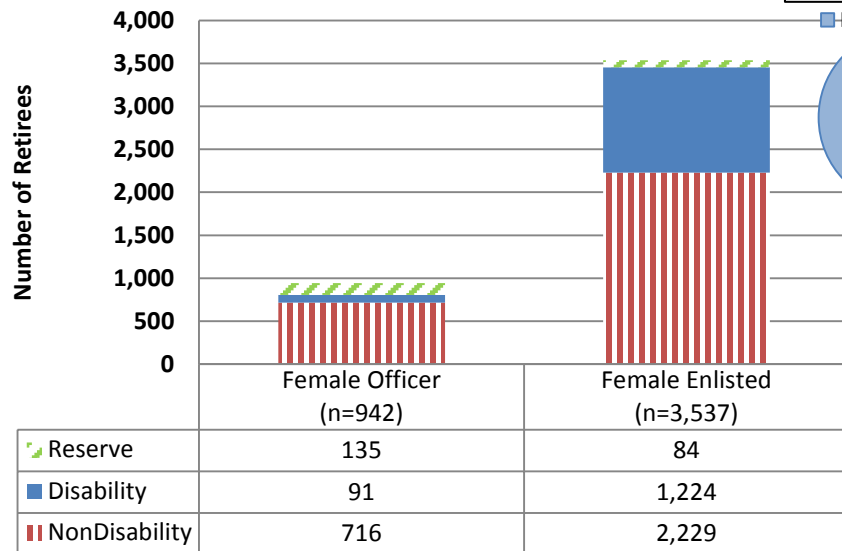


### NAVY-Male Retirees

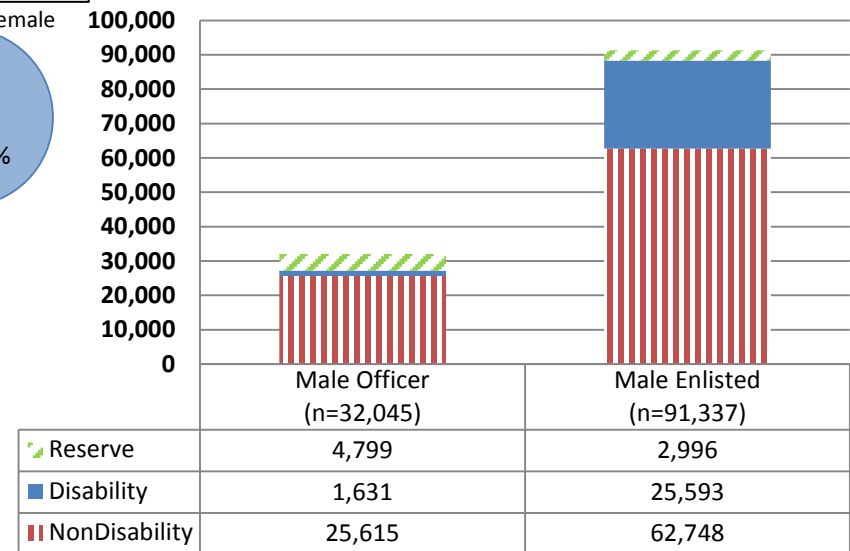


## Military Retirees by Gender and Branch of Service as of September 30, 2015

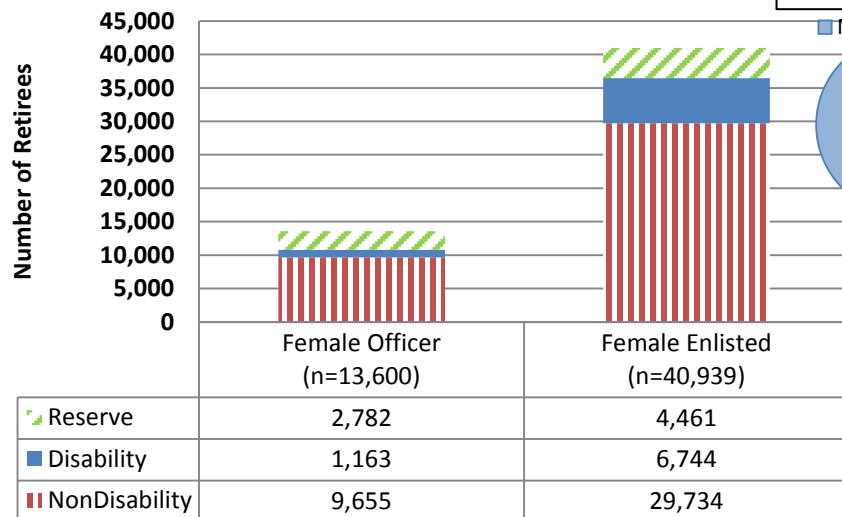
### MARINE CORPS-Female Retirees



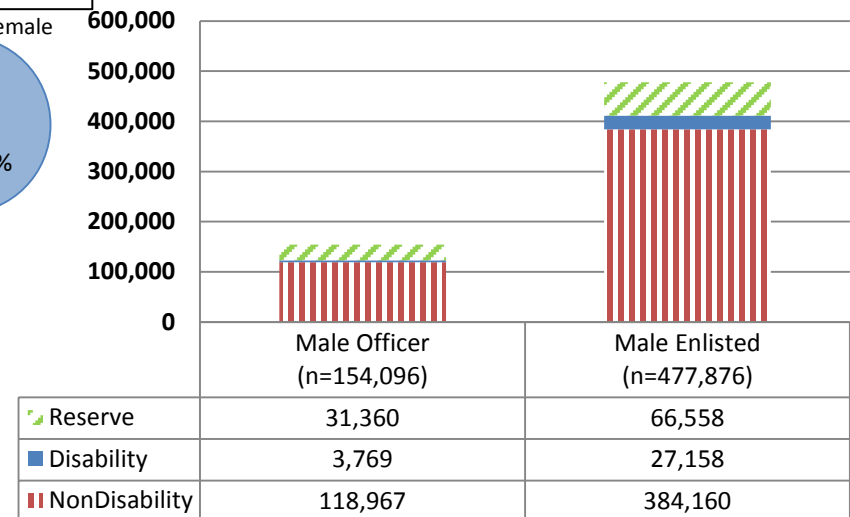
### MARINE CORPS-Male Retirees



### AIR FORCE-Female Retirees

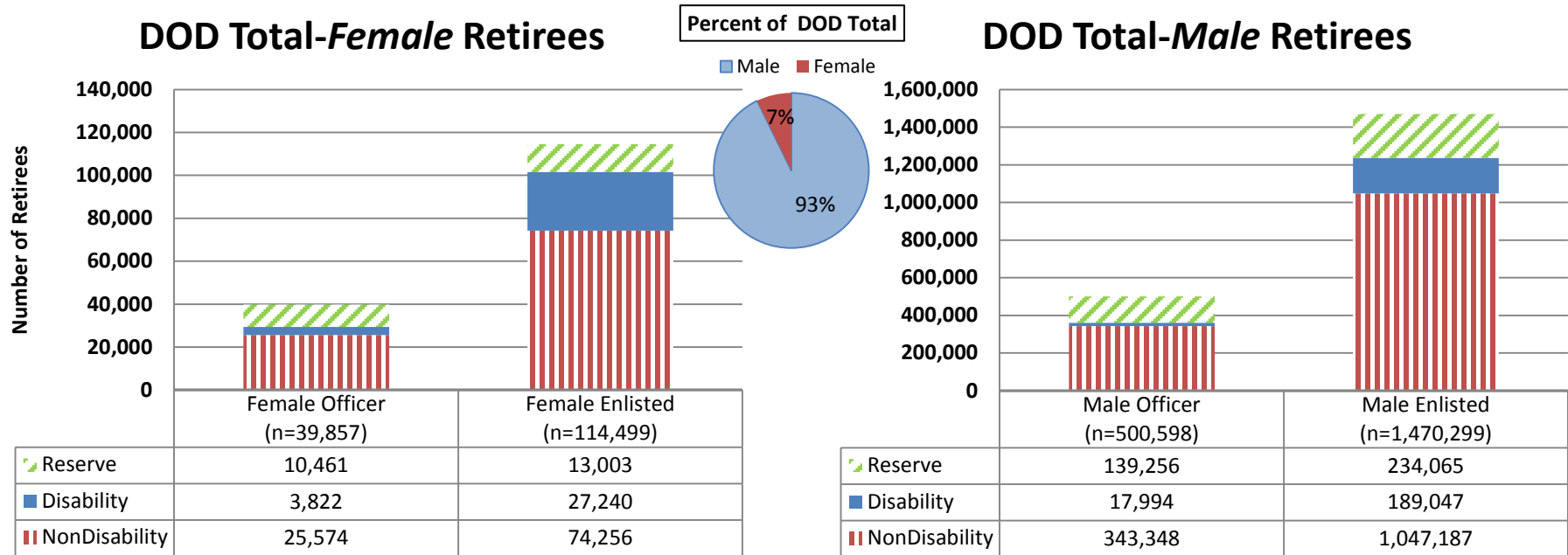


### AIR FORCE-Male Retirees





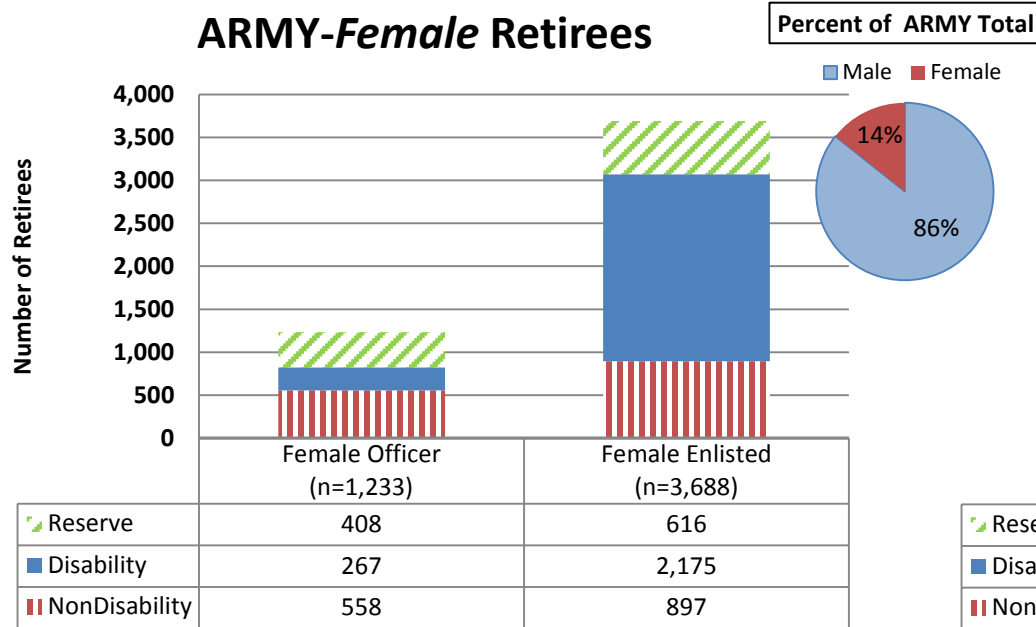
## Military Retirees by Gender and Branch of Service as of September 30, 2015



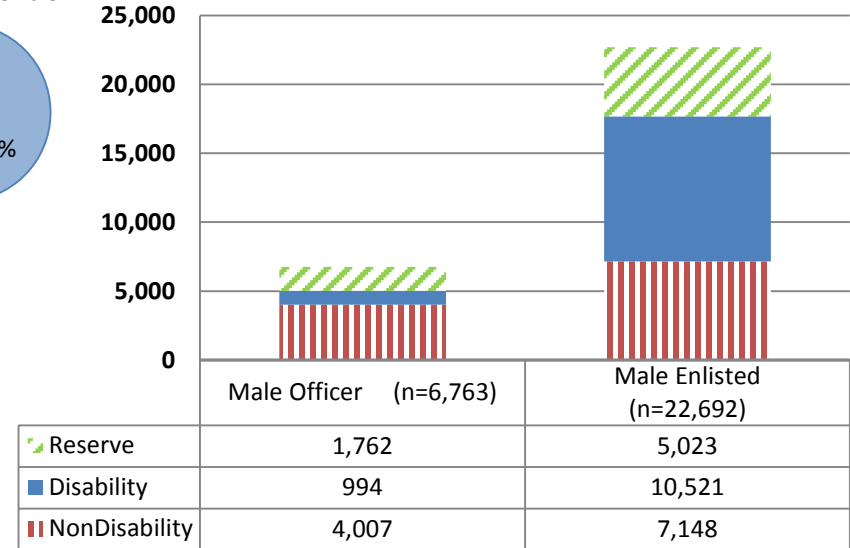
Tables exclude records with an unspecified gender.

## Military Retirees Retired During FY 2015 by Gender and Branch of Service

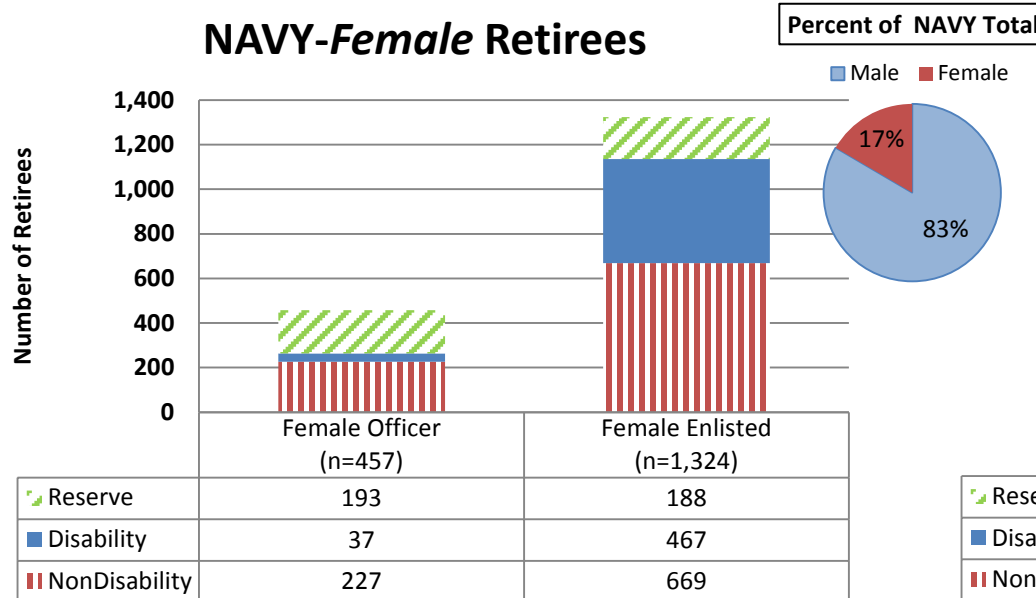
### ARMY-Female Retirees



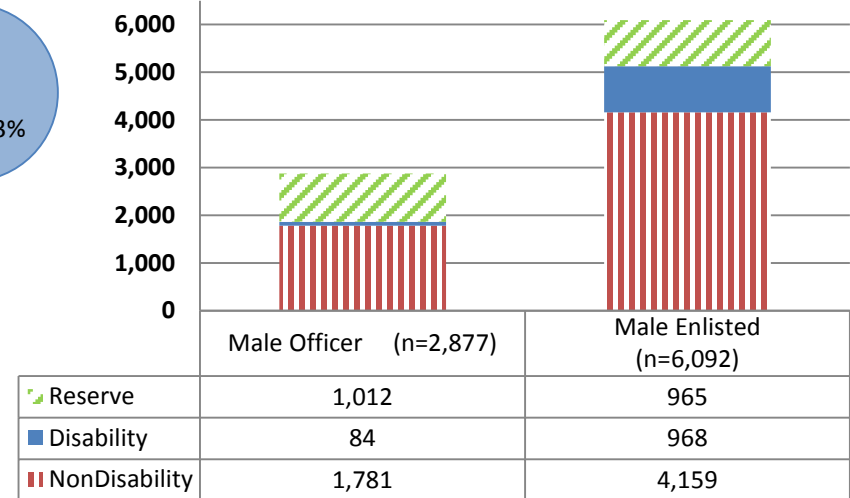
### ARMY-Male Retirees



### NAVY-Female Retirees

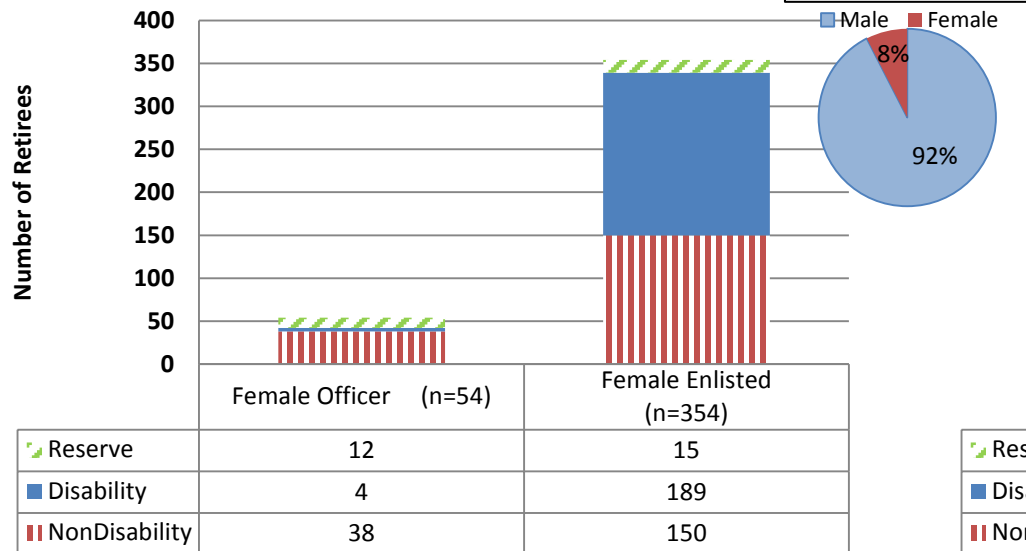


### NAVY-Male Retirees

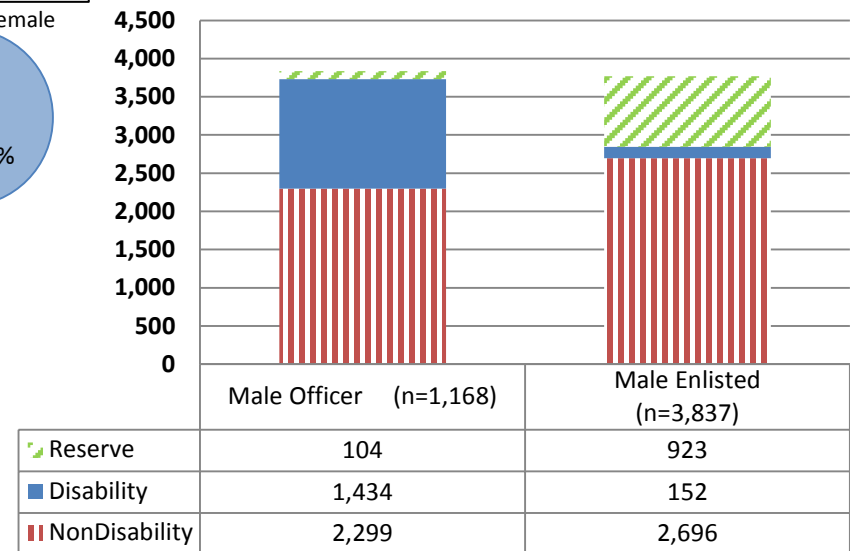


## Military Retirees Retired During FY 2015 by Gender and Branch of Service

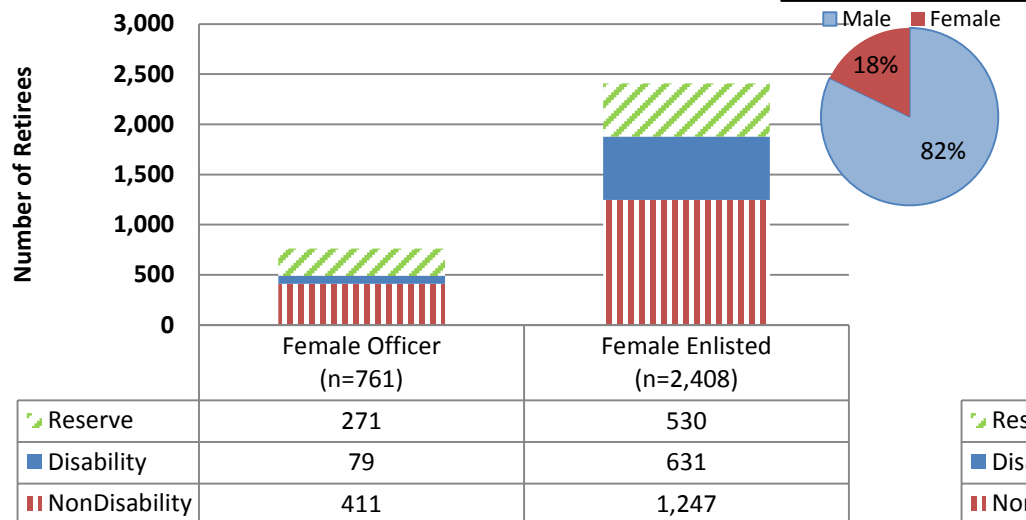
### MARINE CORPS-Female Retirees



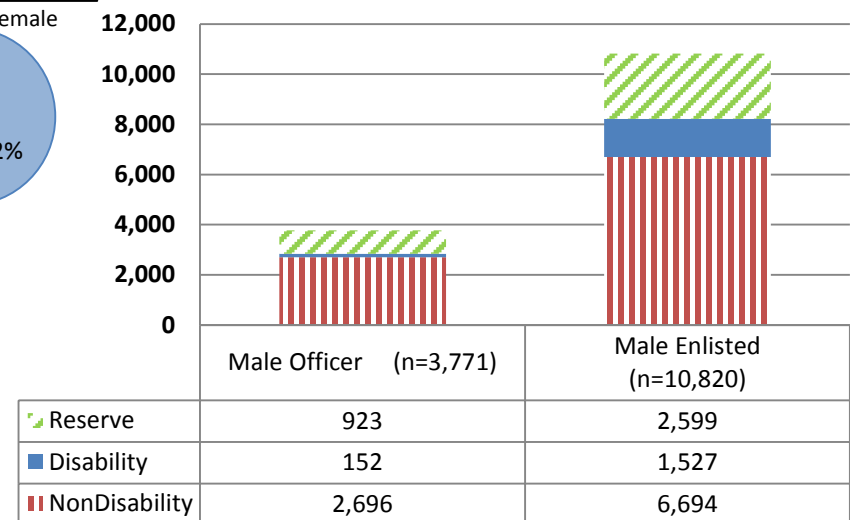
### MARINE CORPS-Male Retirees



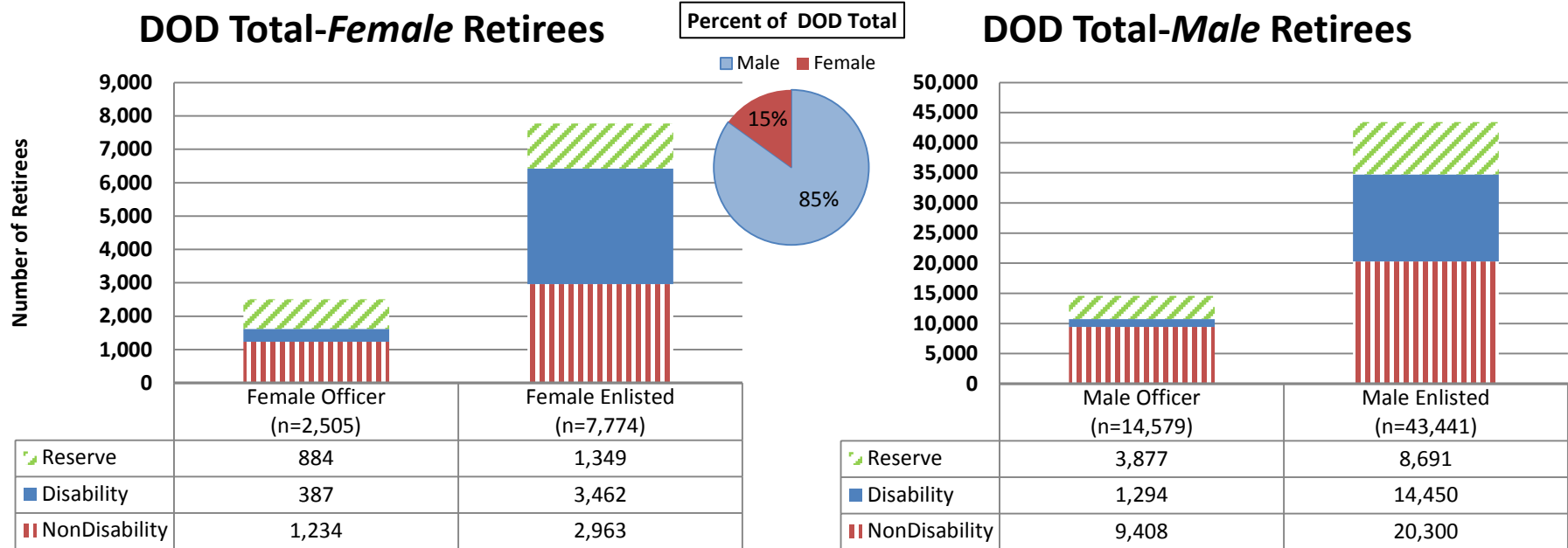
### AIR FORCE-Female Retirees



### AIR FORCE-Male Retirees



## Military Retirees Retired During FY 2015 by Gender and Branch of Service



## Number of Disabled Military Retirees by DoD Disability Percent as of September 30, 2015

### IN DOD RETIRED APPROPRIATION

DISABILITY PERCENT	ARMY			NAVY			MARINE CORPS			AIR FORCE			DOD TOTAL		
	OFF	ENL	TOTAL	OFF	ENL	TOTAL	OFF	ENL	TOTAL	OFF	ENL	TOTAL	OFF	ENL	TOTAL
10	247	888	1,135	324	2,320	2,644	151	577	728	119	520	639	841	4,305	5,146
20	290	1,142	1,432	204	1,184	1,388	127	343	470	80	541	621	701	3,210	3,911
30	1,781	11,126	12,907	847	5,060	5,907	357	2,905	3,262	781	3,922	4,703	3,766	23,013	26,779
40	1,477	7,722	9,199	489	2,383	2,872	248	1,762	2,010	436	1,865	2,301	2,650	13,732	16,382
50	1,208	7,209	8,417	250	1,412	1,662	136	1,296	1,432	389	1,609	1,998	1,983	11,526	13,509
60	1,406	7,559	8,965	289	1,137	1,426	171	1,046	1,217	400	1,192	1,592	2,266	10,934	13,200
70	1,225	7,419	8,644	173	592	765	93	939	1,032	274	902	1,176	1,765	9,852	11,617
75	0	0	0	42	46	88	0	6	6	11	5	16	53	57	110
80	911	4,775	5,686	91	223	314	86	523	609	147	319	466	1,235	5,840	7,075
90	450	2,029	2,479	32	58	90	17	182	199	32	86	118	531	2,355	2,886
100	914	3,512	4,426	283	630	913	96	676	772	282	458	740	1,575	5,276	6,851
UNK	42	154	196	44	153	197	15	64	79	1,162	3,160	4,322	1,263	3,531	4,794
<b>TOTAL</b>	<b>9,951</b>	<b>53,535</b>	<b>63,486</b>	<b>3,068</b>	<b>15,198</b>	<b>18,266</b>	<b>1,497</b>	<b>10,319</b>	<b>11,816</b>	<b>4,113</b>	<b>14,579</b>	<b>18,692</b>	<b>18,629</b>	<b>93,631</b>	<b>112,260</b>

### NOT IN DOD RETIREMENT APPROPRIATION

DISABILITY PERCENT	ARMY			NAVY			MARINE CORPS			AIR FORCE			DOD TOTAL		
	OFF	ENL	TOTAL	OFF	ENL	TOTAL	OFF	ENL	TOTAL	OFF	ENL	TOTAL	OFF	ENL	TOTAL
10	2	13	15	0	30	30	0	7	7	0	6	6	2	56	58
20	1	10	11	1	33	34	0	4	4	0	5	5	2	52	54
30	584	19,894	20,478	204	6,851	7,055	67	5,043	5,110	287	5,886	6,173	1,142	37,674	38,816
40	331	13,431	13,762	75	3,631	3,706	42	3,425	3,467	106	2,896	3,002	554	23,383	23,937
50	258	10,890	11,148	59	2,486	2,545	35	2,199	2,234	91	2,308	2,399	443	17,883	18,326
60	152	8,377	8,529	47	1,646	1,693	25	1,635	1,660	39	1,291	1,330	263	12,949	13,212
70	84	6,669	6,753	25	1,191	1,216	9	1,397	1,406	22	1,090	1,112	140	10,347	10,487
75	0	0	0	5	11	16	1	19	20	0	0	0	6	30	36
80	59	3,876	3,935	7	514	521	5	731	736	8	389	397	79	5,510	5,589
90	28	1,841	1,869	5	249	254	4	365	369	6	136	142	43	2,591	2,634
100	271	6,307	6,578	88	2,285	2,373	33	1,623	1,656	80	1,478	1,558	472	11,693	12,165
UNK	1	1	2	0	2	2	4	50	54	180	3,838	4,018	185	3,891	4,076
<b>TOTAL</b>	<b>1,771</b>	<b>71,309</b>	<b>73,080</b>	<b>516</b>	<b>18,929</b>	<b>19,445</b>	<b>225</b>	<b>16,498</b>	<b>16,723</b>	<b>819</b>	<b>19,323</b>	<b>20,142</b>	<b>3,331</b>	<b>126,059</b>	<b>129,390</b>

### BOTH IN AND NOT IN DOD RETIRED APPROPRIATION

DISABILITY PERCENT	ARMY			NAVY			MARINE CORPS			AIR FORCE			DOD TOTAL		
	OFF	ENL	TOTAL	OFF	ENL	TOTAL	OFF	ENL	TOTAL	OFF	ENL	TOTAL	OFF	ENL	TOTAL
10	249	901	1,150	324	2,350	2,674	151	584	735	119	526	645	843	4,361	5,204
20	291	1,152	1,443	205	1,217	1,422	127	347	474	80	546	626	703	3,262	3,965
30	2,365	31,020	33,385	1,051	11,911	12,962	424	7,948	8,372	1,068	9,808	10,876	4,908	60,687	65,595
40	1,808	21,153	22,961	564	6,014	6,578	290	5,187	5,477	542	4,761	5,303	3,204	37,115	40,319
50	1,466	18,099	19,565	309	3,898	4,207	171	3,495	3,666	480	3,917	4,397	2,426	29,409	31,835
60	1,558	15,936	17,494	336	2,783	3,119	196	2,681	2,877	439	2,483	2,922	2,529	23,883	26,412
70	1,309	14,088	15,397	198	1,783	1,981	102	2,336	2,438	296	1,992	2,288	1,905	20,199	22,104
75	0	0	0	47	57	104	1	25	26	11	5	16	59	87	146
80	970	8,651	9,621	98	737	835	91	1,254	1,345	155	708	863	1,314	11,350	12,664
90	478	3,870	4,348	37	307	344	21	547	568	38	222	260	574	4,946	5,520
100	1,185	9,819	11,004	371	2,915	3,286	129	2,299	2,428	362	1,936	2,298	2,047	16,969	19,016
UNK	43	155	198	44	155	199	19	114	133	1,342	6,998	8,340	1,448	7,422	8,870
<b>TOTAL</b>	<b>11,722</b>	<b>124,844</b>	<b>136,566</b>	<b>3,584</b>	<b>34,127</b>	<b>37,711</b>	<b>1,722</b>	<b>26,817</b>	<b>28,539</b>	<b>4,932</b>	<b>33,902</b>	<b>38,834</b>	<b>21,960</b>	<b>219,690</b>	<b>241,650</b>

## Number of Disabled Military Retirees Retired in FY 2015 by DoD Disability Percent

### IN DOD RETIRED APPROPRIATION

DISABILITY PERCENT	ARMY			NAVY			MARINE CORPS			AIR FORCE			DOD TOTAL		
	OFF	ENL	TOTAL	OFF	ENL	TOTAL	OFF	ENL	TOTAL	OFF	ENL	TOTAL	OFF	ENL	TOTAL
10	10	64	74	4	7	11	0	2	2	3	15	18	17	88	105
20	18	119	137	3	7	10	1	3	4	1	17	18	23	146	169
30	102	557	659	15	108	123	8	70	78	23	140	163	148	875	1,023
40	114	557	671	9	44	53	6	44	50	22	103	125	151	748	899
50	144	852	996	18	113	131	12	86	98	25	161	186	199	1,212	1,411
60	169	831	1,000	6	42	48	7	57	64	30	136	166	212	1,066	1,278
70	217	1,048	1,265	22	104	126	13	145	158	42	194	236	294	1,491	1,785
80	168	590	758	7	12	19	3	56	59	24	66	90	202	724	926
90	69	209	278	1	6	7	0	17	17	7	20	27	77	252	329
100	113	241	354	18	20	38	7	37	44	36	29	65	174	327	501
UNK	4	11	15	0	0	0	0	1	1	0	2	2	4	14	18
<b>TOTAL</b>	<b>1,128</b>	<b>5,079</b>	<b>6,207</b>	<b>103</b>	<b>463</b>	<b>566</b>	<b>57</b>	<b>518</b>	<b>575</b>	<b>213</b>	<b>883</b>	<b>1,096</b>	<b>1,501</b>	<b>6,943</b>	<b>8,444</b>

### NOT IN DOD RETIREMENT APPROPRIATION

DISABILITY PERCENT	ARMY			NAVY			MARINE CORPS			AIR FORCE			DOD TOTAL		
	OFF	ENL	TOTAL	OFF	ENL	TOTAL	OFF	ENL	TOTAL	OFF	ENL	TOTAL	OFF	ENL	TOTAL
10	0	0	0	0	0	0	0	0	0	0	0	0	0	0	0
20	0	0	0	0	0	0	0	0	0	0	0	0	0	0	0
30	50	1,417	1,467	6	180	186	2	223	225	8	262	270	66	2,082	2,148
40	27	1,416	1,443	4	133	137	3	220	223	6	237	243	40	2,006	2,046
50	25	1,562	1,587	4	283	287	3	231	234	2	220	222	34	2,296	2,330
60	9	1,055	1,064	0	73	73	2	106	108	0	153	153	11	1,387	1,398
70	5	987	992	0	152	152	1	174	175	0	170	170	6	1,483	1,489
80	3	478	481	0	33	33	0	52	52	0	52	52	3	615	618
90	1	240	241	0	6	6	0	15	15	0	23	23	1	284	285
100	13	462	475	4	112	116	0	84	84	2	158	160	19	816	835
UNK	0	0	0	0	0	0	0	0	0	0	0	0	0	0	0
<b>TOTAL</b>	<b>133</b>	<b>7,617</b>	<b>7,750</b>	<b>18</b>	<b>972</b>	<b>990</b>	<b>11</b>	<b>1,105</b>	<b>1,116</b>	<b>18</b>	<b>1,275</b>	<b>1,293</b>	<b>180</b>	<b>10,969</b>	<b>11,149</b>

### BOTH IN AND NOT IN DOD RETIRED APPROPRIATION

DISABILITY PERCENT	ARMY			NAVY			MARINE CORPS			AIR FORCE			DOD TOTAL		
	OFF	ENL	TOTAL	OFF	ENL	TOTAL	OFF	ENL	TOTAL	OFF	ENL	TOTAL	OFF	ENL	TOTAL
10	10	64	74	4	7	11	0	2	2	3	15	18	17	88	105
20	18	119	137	3	7	10	1	3	4	1	17	18	23	146	169
30	152	1,974	2,126	21	288	309	10	293	303	31	402	433	214	2,957	3,171
40	141	1,973	2,114	13	177	190	9	264	273	28	340	368	191	2,754	2,945
50	169	2,414	2,583	22	396	418	15	317	332	27	381	408	233	3,508	3,741
60	178	1,886	2,064	6	115	121	9	163	172	30	289	319	223	2,453	2,676
70	222	2,035	2,257	22	256	278	14	319	333	42	364	406	300	2,974	3,274
80	171	1,068	1,239	7	45	52	3	108	111	24	118	142	205	1,339	1,544
90	70	449	519	1	12	13	0	32	32	7	43	50	78	536	614
100	126	703	829	22	132	154	7	121	128	38	187	225	193	1,143	1,336
UNK	4	11	15	0	0	0	0	1	1	0	2	2	4	14	18
<b>TOTAL</b>	<b>1,261</b>	<b>12,696</b>	<b>13,957</b>	<b>121</b>	<b>1,435</b>	<b>1,556</b>	<b>68</b>	<b>1,623</b>	<b>1,691</b>	<b>231</b>	<b>2,158</b>	<b>2,389</b>	<b>1,681</b>	<b>17,912</b>	<b>19,593</b>

Excluding members who retired during the fiscal year and died before the end of the year.

## Concurrent Receipt Retirees as of September 30, 2015 by VA Disability Rating (Payment in Thousands)

### Concurrent Retirement and Disability Pay (CRDP)

VA DISABILITY RATING	<u>TOTAL</u>		<u>NON-DISABILITY</u>		<u>DISABILITY</u>		<u>RESERVE</u>	
	NUMBER RETIRED	MONTHLY CRDP PAY (\$000)	NUMBER RETIRED	MONTHLY CRDP PAY (\$000)	NUMBER RETIRED	MONTHLY CRDP PAY (\$000)	NUMBER RETIRED	MONTHLY CRDP PAY (\$000)
50	71,265	65,795	65,669	61,064	1,197	1,065	4,399	3,666
60	96,148	113,685	87,996	105,062	1,968	2,428	6,184	6,195
70	82,006	123,179	74,553	113,617	2,182	3,495	5,271	6,067
80	84,952	145,849	77,340	134,892	2,663	4,688	4,949	6,269
90	67,269	127,555	60,651	116,940	3,279	6,051	3,339	4,564
100	84,834	193,972	70,950	167,694	7,374	16,959	6,510	9,319
UNK	158	177	149	167	4	4	5	6
<b>TOTAL</b>	<b>486,632</b>	<b>\$770,212</b>	<b>437,308</b>	<b>\$699,436</b>	<b>18,667</b>	<b>\$34,690</b>	<b>30,657</b>	<b>\$36,086</b>

### Combat Related Special Compensation (CRSC)

VA DISABILITY RATING	<u>TOTAL</u>		<u>NON-DISABILITY</u>		<u>DISABILITY</u>		<u>RESERVE</u>	
	NUMBER RETIRED	MONTHLY CRSC PAY (\$000)	NUMBER RETIRED	MONTHLY CRSC PAY (\$000)	NUMBER RETIRED	MONTHLY CRSC PAY (\$000)	NUMBER RETIRED	MONTHLY CRSC PAY (\$000)
10	3,302	463	2,524	355	4	1	774	107
20	5,134	1,231	4,181	982	14	3	939	246
30	5,955	1,844	4,996	1,492	114	25	845	327
40	8,359	3,781	6,893	3,074	316	83	1,150	624
50	2,273	1,636	1,524	1,251	437	129	312	256
60	4,840	4,617	2,886	3,479	1,287	468	667	670
70	6,471	7,682	3,370	5,676	2,234	989	867	1,017
80	10,182	12,140	4,494	8,701	4,745	2,274	943	1,165
90	13,204	16,029	5,222	10,939	7,167	4,046	815	1,044
100	28,831	40,046	12,393	28,083	14,492	9,246	1,946	2,717
UNK	59	16	43	9	5	1	11	6
<b>TOTAL</b>	<b>88,610</b>	<b>\$89,485</b>	<b>48,526</b>	<b>\$64,041</b>	<b>30,815</b>	<b>\$17,265</b>	<b>9,269</b>	<b>\$8,179</b>

**Military Survivors Receiving Pay Under RSFPP and/or the Survivor Benefit Plan as of September 30, 2015  
(Payment in Thousands)**

Mailing Address	---- DOD ----		---- ARMY ----		---- NAVY ----		--- MARINES ---		--- AIR FORCE ---		COAST GUARD
	Number of Survivors	Monthly Payment	Number of Survivors	Monthly Payment	Number of Survivors	Monthly Payment	Number of Survivors	Monthly Payment	Number of Survivors	Monthly Payment	Number of Survivors
ALABAMA	9,718	8,784	5,549	4,607	1,201	1,089	199	226	2,769	2,862	121
ALASKA	827	680	396	283	67	57	16	11	348	328	25
ARIZONA	8,773	9,734	2,951	3,153	1,493	1,572	365	408	3,964	4,601	84
ARKANSAS	4,776	4,221	2,157	1,715	743	685	122	127	1,754	1,694	26
CALIFORNIA	32,832	37,069	7,957	8,332	12,155	13,051	2,540	3,034	10,180	12,652	448
COLORADO	7,031	8,198	3,027	3,116	758	810	164	165	3,082	4,107	31
CONNECTICUT	1,952	1,829	799	683	697	687	62	64	394	395	101
DELAWARE	1,239	1,117	480	419	171	154	15	19	573	525	18
DIST OF COLUMBIA	399	573	212	282	84	150	11	20	92	121	2
FLORIDA	30,839	34,759	9,610	10,309	8,770	9,631	1,212	1,409	11,247	13,411	655
GEORGIA	13,521	13,007	7,382	6,764	1,979	1,932	460	473	3,700	3,838	112
GUAM, MI	243	166	80	40	109	87	3	1	51	38	1
HAWAII	2,379	2,466	1,225	1,136	477	572	134	194	543	564	36
IDAHO	1,922	1,855	691	599	362	336	60	62	809	857	19
ILLINOIS	5,225	4,781	2,157	1,873	1,150	1,011	185	161	1,733	1,736	46
INDIANA	4,071	3,422	2,042	1,643	768	640	137	135	1,124	1,004	17
IOWA	2,034	1,633	1,026	729	385	306	50	44	573	554	11
KANSAS	3,360	3,074	1,740	1,525	461	399	77	79	1,082	1,072	17
KENTUCKY	4,343	3,721	2,781	2,257	554	501	113	102	895	862	30
LOUISIANA	4,709	4,274	1,910	1,568	749	663	181	180	1,869	1,862	71
MAINE	2,014	1,842	726	598	570	563	67	74	651	607	105
MARYLAND	6,865	8,169	3,245	3,616	1,697	2,235	252	325	1,671	1,993	138
MASSACHUSETTS	4,421	4,024	1,891	1,638	1,078	949	176	162	1,276	1,276	172
MICHIGAN	4,318	3,465	2,006	1,486	922	743	140	125	1,250	1,111	117
MINNESOTA	3,039	2,496	1,365	1,023	657	553	88	89	929	831	19
MISSISSIPPI	4,677	4,002	2,121	1,638	753	661	118	116	1,685	1,587	42
MISSOURI	6,023	5,353	2,856	2,354	1,080	916	197	188	1,890	1,895	50
MONTANA	1,050	945	391	331	189	171	31	35	439	409	6
NEBRASKA	1,936	1,738	614	487	294	253	40	29	988	969	11
NEVADA	3,659	3,809	969	940	877	889	163	183	1,650	1,797	26
NEW HAMPSHIRE	1,659	1,706	666	613	337	360	57	77	599	656	38
NEW JERSEY	4,472	3,990	2,462	2,150	922	841	130	130	958	869	127
NEW MEXICO	2,952	3,202	1,099	1,099	409	402	83	97	1,361	1,604	11
NEW YORK	6,529	5,225	3,260	2,479	1,328	1,075	192	178	1,749	1,493	133
NORTH CAROLINA	12,753	12,054	6,255	5,350	2,153	2,235	1,279	1,320	3,066	3,149	318
NORTH DAKOTA	539	409	263	187	47	42	5	10	224	169	2
OHIO	7,262	6,512	2,741	2,202	1,320	1,086	261	227	2,940	2,997	77
OKLAHOMA	5,559	4,872	2,649	2,104	714	614	137	142	2,059	2,012	37
OREGON	3,936	4,012	1,321	1,266	1,148	1,088	180	200	1,287	1,458	125
PENNSYLVANIA	9,138	8,048	4,587	3,903	1,979	1,794	375	372	2,197	1,978	85
PUERTO RICO	2,035	1,202	1,783	1,028	43	36	12	8	197	130	24
RHODE ISLAND	1,160	1,147	384	314	557	635	28	35	191	162	31
SOUTH CAROLINA	9,456	8,886	4,329	3,706	1,894	1,857	382	412	2,851	2,910	97
SOUTH DAKOTA	828	689	368	283	104	82	15	13	341	312	2
TENNESSEE	8,137	7,203	4,004	3,217	1,605	1,503	274	276	2,254	2,207	78
TEXAS	29,366	31,331	12,286	11,845	3,825	3,687	839	946	12,416	14,853	250
UTAH	2,227	2,314	880	867	344	329	62	62	941	1,056	12
VERMONT	720	639	414	309	96	106	10	18	200	206	7
VIRGINIA	18,055	24,812	7,228	9,606	6,312	8,548	979	1,454	3,536	5,204	343
VIRGIN ISLANDS	28	26	19	16	5	5	1	2	3	2	0
WASHINGTON	10,743	11,148	4,183	3,970	2,877	3,068	303	331	3,380	3,779	323
WEST VIRGINIA	1,799	1,422	870	649	377	307	66	63	486	402	21
WISCONSIN	3,284	2,683	1,652	1,276	607	497	89	70	936	840	52
WYOMING	563	521	201	170	75	81	17	18	270	251	7
OTHER	4,494	4,547	2,031	2,121	1,016	915	116	117	1,331	1,394	58
<b>TOTAL</b>	<b>325,889</b>	<b>\$329,804</b>	<b>136,291</b>	<b>\$125,877</b>	<b>71,344</b>	<b>\$73,459</b>	<b>13,270</b>	<b>\$14,817</b>	<b>104,984</b>	<b>\$115,651</b>	<b>4,815</b>

Includes survivors receiving SSIA payments.  
 Excludes survivors whose pay has been suspended for more than 3 months.  
 Families of deceased members enrolled in both RSFPP and SBP are counted only once. Children of the same deceased member receiving separate benefits are counted individually.  
 Coast Guard pay is not available to DoD Office of the Actuary.



**Military Survivors Age 65+ Receiving Pay Under RSFPP and/or the Survivor Benefit Plan as of September 30, 2015  
(Payment in Thousands)**

Mailing Address	---- DOD ----		---- ARMY ----		---- NAVY ----		--- MARINES ---		--- AIR FORCE ---		COAST GUARD
	Number of Survivors	Monthly Payment	Number of Survivors	Monthly Payment	Number of Survivors	Monthly Payment	Number of Survivors	Monthly Payment	Number of Survivors	Monthly Payment	Number of Survivors
ALABAMA	8,255	7,730	4,556	3,920	1,060	981	171	213	2,468	2,617	98
ALASKA	618	535	285	214	53	47	12	10	268	263	18
ARIZONA	7,663	8,824	2,476	2,786	1,341	1,454	284	344	3,562	4,240	73
ARKANSAS	4,116	3,739	1,801	1,476	667	626	106	114	1,542	1,523	20
CALIFORNIA	29,604	34,301	7,056	7,639	11,056	12,078	2,148	2,720	9,344	11,864	394
COLORADO	6,031	7,320	2,499	2,708	656	715	128	139	2,748	3,757	24
CONNECTICUT	1,746	1,669	703	617	634	630	52	59	357	363	94
DELAWARE	1,065	978	413	369	151	140	15	19	486	451	14
DIST OF COLUMBIA	376	549	201	271	79	145	10	19	86	114	2
FLORIDA	27,083	31,446	8,302	9,302	7,733	8,643	1,033	1,255	10,015	12,246	569
GEORGIA	11,250	11,250	6,001	5,749	1,674	1,687	362	400	3,213	3,415	101
GUAM, MI	180	122	51	25	90	73	2	0	37	24	0
HAWAII	2,049	2,177	1,084	1,014	396	497	107	166	462	499	32
IDAHO	1,627	1,632	551	511	322	304	51	53	703	764	14
ILLINOIS	4,401	4,158	1,786	1,612	1,009	904	133	132	1,473	1,510	39
INDIANA	3,372	2,914	1,613	1,362	663	548	103	105	993	899	12
IOWA	1,722	1,415	834	607	344	271	40	36	504	501	11
KANSAS	2,841	2,663	1,404	1,266	410	361	59	63	968	974	11
KENTUCKY	3,615	3,185	2,278	1,894	481	450	85	83	771	758	21
LOUISIANA	4,040	3,806	1,556	1,340	658	602	139	145	1,687	1,719	58
MAINE	1,758	1,666	597	518	517	514	57	67	587	567	92
MARYLAND	5,906	7,220	2,755	3,162	1,485	1,989	203	271	1,463	1,798	118
MASSACHUSETTS	4,011	3,686	1,681	1,485	1,013	885	157	149	1,160	1,167	151
MICHIGAN	3,589	2,985	1,596	1,243	806	657	104	100	1,083	985	97
MINNESOTA	2,661	2,222	1,147	880	608	515	77	80	829	747	14
MISSISSIPPI	3,920	3,443	1,705	1,359	643	572	83	92	1,489	1,421	33
MISSOURI	5,126	4,701	2,320	1,972	969	834	164	162	1,673	1,733	39
MONTANA	884	818	313	275	164	146	27	32	380	365	6
NEBRASKA	1,639	1,528	512	426	258	226	24	20	845	856	11
NEVADA	3,044	3,263	807	806	748	775	134	165	1,355	1,517	23
NEW HAMPSHIRE	1,480	1,565	585	556	309	337	49	72	537	601	29
NEW JERSEY	3,937	3,592	2,177	1,941	837	778	103	109	820	764	109
NEW MEXICO	2,553	2,857	928	960	362	365	67	86	1,196	1,446	8
NEW YORK	5,587	4,574	2,688	2,103	1,180	975	149	144	1,570	1,352	118
NORTH CAROLINA	10,534	10,382	4,952	4,444	1,905	2,024	1,019	1,108	2,658	2,806	283
NORTH DAKOTA	422	329	211	149	40	35	4	9	167	135	2
OHIO	6,180	5,695	2,246	1,874	1,148	959	207	181	2,579	2,682	60
OKLAHOMA	4,682	4,263	2,182	1,820	621	541	114	121	1,765	1,780	33
OREGON	3,500	3,653	1,136	1,123	1,061	1,016	156	179	1,147	1,334	108
PENNSYLVANIA	7,880	7,164	3,905	3,441	1,751	1,612	306	325	1,918	1,787	75
PUERTO RICO	1,741	1,055	1,523	901	36	31	9	7	173	116	17
RHODE ISLAND	1,060	1,056	347	294	518	584	25	33	170	144	26
SOUTH CAROLINA	8,160	7,927	3,621	3,248	1,678	1,676	327	367	2,534	2,636	80
SOUTH DAKOTA	676	578	295	241	88	67	13	11	280	259	2
TENNESSEE	6,880	6,312	3,200	2,688	1,412	1,348	229	241	2,039	2,035	70
TEXAS	25,159	27,998	10,061	10,235	3,300	3,262	640	813	11,158	13,689	211
UTAH	1,887	2,031	718	748	312	301	53	55	804	926	8
VERMONT	619	558	353	272	80	87	9	17	177	183	5
VIRGINIA	15,305	21,841	6,088	8,409	5,347	7,535	796	1,265	3,074	4,631	290
VIRGIN ISLANDS	19	17	13	12	2	1	1	2	3	2	0
WASHINGTON	9,333	10,017	3,484	3,480	2,540	2,758	258	303	3,051	3,475	287
WEST VIRGINIA	1,515	1,211	722	550	320	261	54	55	419	346	17
WISCONSIN	2,830	2,353	1,385	1,096	527	430	73	61	845	766	41
WYOMING	466	456	157	141	69	78	13	16	227	221	7
OTHER	3,528	3,705	1,597	1,739	788	714	71	80	1,072	1,172	42
<b>TOTAL</b>	<b>280,125</b>	<b>\$293,133</b>	<b>113,457</b>	<b>\$109,271</b>	<b>62,919</b>	<b>\$66,045</b>	<b>10,815</b>	<b>\$12,872</b>	<b>92,934</b>	<b>\$104,944</b>	<b>4,117</b>

Includes survivors receiving SSIA payments.  
 Excludes survivors whose pay has been suspended for more than 3 months.  
 Families of deceased members enrolled in both RSFPP and SBP are counted only once. Children of the same deceased member receiving separate benefits are counted individually.  
 Coast Guard pay is not available to DoD Office of the Actuary.

**Military Survivors Receiving Pay Under RSFPP and/or the Survivor Benefit Plan by Country\* as of September 30, 2015  
(Payment in Thousands)**

Country	---- DOD ----		---- ARMY ----		---- NAVY ----		--- MARINES ---		--- AIR FORCE ---		COAST GUARD
	Number of Survivors	Monthly Payment	Number of Survivors	Monthly Payment	Number of Survivors	Monthly Payment	Number of Survivors	Monthly Payment	Number of Survivors	Monthly Payment	Number of Survivors
American Samoa	41	25	21	11	10	7	3	2	7	6	5
Antigua and Barbuda	1	0	0	0	0	0	0	0	1	0	0
Argentina	3	6	2	6	1	0	0	0	0	0	0
Australia	90	108	30	32	28	35	8	6	24	35	1
Austria	37	46	28	28	2	3	0	0	7	14	0
Bahamas, The	1	2	0	0	1	2	0	0	0	0	0
Bahrain	2	3	1	2	1	1	0	0	0	0	0
Belarus	1	1	0	0	0	0	0	0	1	1	0
Belgium	21	26	13	16	3	4	0	0	5	7	0
Belize	2	1	0	0	0	0	0	0	2	1	0
Bermuda	1	1	0	0	1	1	0	0	0	0	0
Bolivia	1	1	1	1	0	0	0	0	0	0	0
Bosnia and Herzegovina	1	0	1	0	0	0	0	0	0	0	0
Botswana	1	1	1	1	0	0	0	0	0	0	0
Brazil	12	18	5	4	3	6	1	1	3	6	0
British Virgin Islands	1	0	1	0	0	0	0	0	0	0	0
Canada	198	201	65	75	58	54	5	3	70	69	7
Cayman Islands	1	1	1	1	0	0	0	0	0	0	0
Chile	6	11	2	3	1	1	1	1	2	6	0
China	2	3	1	2	0	0	0	0	1	2	0
Colombia	10	8	4	3	3	2	0	0	3	3	0
Costa Rica	16	18	5	3	3	2	1	1	7	12	2
Croatia	1	0	1	0	0	0	0	0	0	0	0
Cuba	1	1	0	0	1	1	0	0	0	0	0
Cyprus	3	4	0	0	2	2	0	0	1	3	0
Czech Republic	4	4	3	3	0	0	0	0	1	1	0
Denmark	13	17	8	10	0	0	0	0	5	7	0
Dominica	1	2	1	2	0	0	0	0	0	0	0
Dominican Republic	1	2	1	2	0	0	0	0	0	0	0
Ecuador	4	4	1	1	2	2	0	0	1	1	0
Egypt	2	4	0	0	1	1	1	3	0	0	0
El Salvador	1	1	1	1	0	0	0	0	0	0	0
Fed. States Of Micronesia	5	4	5	4	0	0	0	0	0	0	0
Finland	5	7	2	3	2	3	0	0	1	1	1
France	125	167	73	104	14	17	1	1	37	45	0
French Polynesia	1	1	0	0	1	1	0	0	0	0	0
Gambia, The	2	2	2	2	0	0	0	0	0	0	0
Germany	1,282	1,342	1,036	1,091	14	17	5	5	227	230	0
Ghana	1	0	1	0	0	0	0	0	0	0	0
Greece	62	69	18	23	11	11	0	0	33	34	2
Guam	243	166	80	40	109	87	3	1	51	38	1
Guatemala	4	2	3	1	0	0	0	0	1	1	0
Guyana	1	0	1	0	0	0	0	0	0	0	0
Honduras	6	5	5	4	0	0	0	0	1	1	1
Hong Kong	1	3	0	0	0	0	1	3	0	0	0
Hungary	4	6	3	5	1	1	0	0	0	0	0
Iceland	4	5	0	0	0	0	0	0	4	5	0
Indonesia	2	1	0	0	0	0	1	1	1	1	0
Ireland	26	29	6	5	8	10	0	0	12	14	0
Israel	6	6	3	2	0	0	0	0	3	4	0
Italy	136	151	81	90	23	19	0	0	32	42	0
Jamaica	1	1	0	0	0	0	0	0	1	1	0
Japan	425	446	122	137	119	129	54	55	130	125	0
Jordan	1	0	1	0	0	0	0	0	0	0	0
Kenya	1	1	0	0	0	0	0	0	1	1	0
Lebanon	1	3	1	3	0	0	0	0	0	0	0
Luxembourg	5	4	2	2	0	0	0	0	3	2	0
Malta	1	0	0	0	1	0	0	0	0	0	0
Marshall Islands	2	0	2	0	0	0	0	0	0	0	0
Mexico	41	41	17	17	10	12	5	4	9	9	0

**Military Survivors Receiving Pay Under RSFPP and/or the Survivor Benefit Plan by Country\* as of September 30, 2015  
(Payment in Thousands)**

Country	---- DOD ----		---- ARMY ----		---- NAVY ----		--- MARINES ---		--- AIR FORCE ---		COAST GUARD
	Number of Survivors	Monthly Payment	Number of Survivors	Monthly Payment	Number of Survivors	Monthly Payment	Number of Survivors	Monthly Payment	Number of Survivors	Monthly Payment	Number of Survivors
Monaco	1	2	0	0	1	2	0	0	0	0	0
Netherlands	20	25	8	10	0	0	1	1	11	14	0
New Zealand	21	22	1	1	12	12	3	3	5	6	3
Niue	1	1	0	0	1	1	0	0	0	0	0
Northern Mariana Islands	9	7	5	4	3	3	0	0	1	0	1
Norway	13	16	6	8	2	3	0	0	5	5	0
Panama	39	28	30	22	5	3	1	0	3	3	0
Papua, New Guinea	2	2	0	0	0	0	1	1	1	1	0
Paraguay	1	1	1	1	0	0	0	0	0	0	0
Peru	3	7	0	0	3	7	0	0	0	0	0
Philippines	786	593	136	88	524	386	8	9	118	110	26
Poland	4	4	3	3	1	0	0	0	0	0	0
Portugal	9	13	3	3	3	7	0	0	3	2	0
Puerto Rico	2,035	1,202	1,783	1,028	43	36	12	8	197	130	24
Romania	1	1	0	0	0	0	1	1	0	0	0
Russia	2	2	1	1	0	0	0	0	1	1	0
Samoa	2	2	2	2	0	0	0	0	0	0	0
Saudi Arabia	2	1	0	0	0	0	0	0	2	1	0
Serbia	1	1	1	1	0	0	0	0	0	0	0
Singapore	2	6	2	6	0	0	0	0	0	0	0
South Africa	7	13	3	6	2	2	0	0	2	5	0
South Korea	159	154	102	96	4	4	2	3	51	51	0
Spain	151	154	23	22	43	41	3	6	82	84	1
St. Kitts and Nevis	1	1	0	0	1	1	0	0	0	0	0
Sweden	5	7	2	1	1	0	0	0	2	6	1
Switzerland	19	31	11	19	2	2	0	0	6	11	0
Taiwan	0	0	0	0	0	0	0	0	0	0	1
Thailand	104	106	33	45	7	7	3	3	61	51	2
Trinidad and Tobago	1	0	1	0	0	0	0	0	0	0	0
Turkey	18	19	6	6	0	0	2	1	10	12	0
United Kingdom	474	504	66	72	76	92	4	4	328	337	3
Uruguay	1	3	0	0	0	0	0	0	1	3	1
Virgin Islands	28	26	19	16	5	5	1	2	3	2	0
<b>TOTAL</b>	<b>6,796</b>	<b>\$5,935</b>	<b>3,910</b>	<b>\$3,200</b>	<b>1,173</b>	<b>\$1,044</b>	<b>132</b>	<b>\$127</b>	<b>1,581</b>	<b>\$1,564</b>	<b>83</b>

\*Excludes the United States. Includes U.S. Territories.  
 Excludes survivors whose pay has been suspended for more than 3 months.  
 Families of deceased members enrolled in both RSFPP and SBP are counted only once. Children of the same deceased member receiving separate benefits are counted individually.  
 Coast Guard pay is not available to DoD Office of the Actuary.

**Military Survivors Age 65+ Receiving Pay Under RSFPP and/or the Survivor Benefit Plan by Country\* as of September 30, 2015  
(Payment in Thousands)**

Country	---- DOD ----		---- ARMY ----		---- NAVY ----		--- MARINES ---		--- AIR FORCE ---		COAST GUARD
	Number of Survivors	Monthly Payment	Number of Survivors	Monthly Payment	Number of Survivors	Monthly Payment	Number of Survivors	Monthly Payment	Number of Survivors	Monthly Payment	Number of Survivors
American Samoa	20	12	9	6	8	5	0	0	3	1	4
Antigua and Barbuda	1	0	0	0	0	0	0	0	1	0	0
Argentina	3	6	2	6	1	0	0	0	0	0	0
Australia	75	95	25	29	25	31	3	3	22	32	1
Austria	33	44	25	27	2	3	0	0	6	14	0
Belarus	1	1	0	0	0	0	0	0	1	1	0
Belgium	18	21	11	13	3	4	0	0	4	4	0
Belize	1	1	0	0	0	0	0	0	1	1	0
Bermuda	1	1	0	0	1	1	0	0	0	0	0
Bolivia	1	1	1	1	0	0	0	0	0	0	0
Botswana	1	1	1	1	0	0	0	0	0	0	0
Brazil	9	15	3	4	2	4	1	1	3	6	0
British Virgin Islands	1	0	1	0	0	0	0	0	0	0	0
Canada	167	175	48	58	48	48	5	3	66	66	7
Chile	5	11	1	3	1	1	1	1	2	6	0
China	1	2	1	2	0	0	0	0	0	0	0
Colombia	7	6	2	1	2	1	0	0	3	3	0
Costa Rica	11	14	4	1	1	1	0	0	6	11	1
Cyprus	3	4	0	0	2	2	0	0	1	3	0
Czech Republic	3	3	3	3	0	0	0	0	0	0	0
Denmark	13	17	8	10	0	0	0	0	5	7	0
Dominica	1	2	1	2	0	0	0	0	0	0	0
Ecuador	3	3	1	1	1	1	0	0	1	1	0
El Salvador	1	1	1	1	0	0	0	0	0	0	0
Finland	5	7	2	3	2	3	0	0	1	1	0
France	123	163	72	103	14	17	1	1	36	41	0
Gambia, The	1	1	1	1	0	0	0	0	0	0	0
Germany	1,027	1,115	824	899	13	15	1	3	189	198	0
Greece	57	65	16	22	10	11	0	0	31	33	2
Guam	180	122	51	25	90	73	2	0	37	24	0
Guatemala	1	0	1	0	0	0	0	0	0	0	0
Honduras	3	3	3	3	0	0	0	0	0	0	1
Hong Kong	1	3	0	0	0	0	1	3	0	0	0
Hungary	2	2	1	2	1	1	0	0	0	0	0
Iceland	1	3	0	0	0	0	0	0	1	3	0
Indonesia	1	1	0	0	0	0	0	0	1	1	0
Ireland	24	26	6	5	7	9	0	0	11	13	0
Israel	6	6	3	2	0	0	0	0	3	4	0
Italy	112	133	67	79	18	16	0	0	27	38	0
Japan	353	383	108	125	97	106	40	42	108	110	0
Jordan	1	0	1	0	0	0	0	0	0	0	0
Kenya	1	1	0	0	0	0	0	0	1	1	0
Lebanon	1	3	1	3	0	0	0	0	0	0	0
Luxembourg	5	4	2	2	0	0	0	0	3	2	0
Malta	1	0	0	0	1	0	0	0	0	0	0
Mexico	33	36	13	14	9	11	3	3	8	8	0
Monaco	1	2	0	0	1	2	0	0	0	0	0
Netherlands	15	19	7	8	0	0	1	1	7	10	0
New Zealand	20	21	1	1	12	12	3	3	4	5	3
Niue	1	1	0	0	1	1	0	0	0	0	0
Northern Mariana Islands	4	5	2	3	2	2	0	0	0	0	1
Norway	13	16	6	8	2	3	0	0	5	5	0
Panama	27	20	22	17	5	3	0	0	0	0	0
Papua, New Guinea	1	1	0	0	0	0	1	1	0	0	0
Paraguay	1	1	1	1	0	0	0	0	0	0	0
Peru	2	5	0	0	2	5	0	0	0	0	0
Philippines	545	388	100	57	381	267	1	0	63	64	17
Poland	2	2	1	2	1	0	0	0	0	0	0
Portugal	6	11	3	3	3	7	0	0	0	0	0
Puerto Rico	1,741	1,055	1,523	901	36	31	9	7	173	116	17

**Military Survivors Age 65+ Receiving Pay Under RSFPP and/or the Survivor Benefit Plan by Country\* as of September 30, 2015  
(Payment in Thousands)**

Country	---- DOD ----		---- ARMY ----		---- NAVY ----		--- MARINES ---		--- AIR FORCE ---		COAST GUARD
	Number of Survivors	Monthly Payment	Number of Survivors	Monthly Payment	Number of Survivors	Monthly Payment	Number of Survivors	Monthly Payment	Number of Survivors	Monthly Payment	Number of Survivors
Romania	1	1	0	0	0	0	1	1	0	0	0
Russia	1	1	0	0	0	0	0	0	1	1	0
Samoa	1	1	1	1	0	0	0	0	0	0	0
Saudi Arabia	2	1	0	0	0	0	0	0	2	1	0
Singapore	2	6	2	6	0	0	0	0	0	0	0
South Africa	6	11	2	4	2	2	0	0	2	5	0
South Korea	102	90	65	55	3	2	2	3	32	29	0
Spain	128	137	18	20	35	35	2	6	73	77	1
Sweden	5	7	2	1	1	0	0	0	2	6	0
Switzerland	18	31	10	18	2	2	0	0	6	11	0
Thailand	76	75	25	32	4	3	1	3	46	38	1
Trinidad and Tobago	1	0	1	0	0	0	0	0	0	0	0
Turkey	11	14	4	4	0	0	1	0	6	9	0
United Kingdom	394	442	54	63	62	78	2	2	276	299	3
Uruguay	1	3	0	0	0	0	0	0	1	3	0
Virgin Islands	19	17	13	12	2	1	1	2	3	2	0
<b>TOTAL</b>	<b>5,466</b>	<b>\$4,895</b>	<b>3,183</b>	<b>\$2,673</b>	<b>916</b>	<b>\$818</b>	<b>83</b>	<b>\$89</b>	<b>1,284</b>	<b>\$1,314</b>	<b>59</b>

\*Excludes the United States. Includes U.S. Territories.

Excludes survivors whose pay has been suspended for more than 3 months.

Families of deceased members enrolled in both RSFPP and SBP are counted only once. Children of the same deceased member receiving separate benefits are counted individually.

Coast Guard pay is not available to DoD Office of the Actuary.

**Military Survivors Receiving Payments Under RSFPP and/or Survivor Benefit Plan by Zip Code as of September 30, 2015  
(Payment in Thousands)**

ZIP Code	---- DOD ----		---- ARMY ----		---- NAVY ----		---- MARINES ----		---- AIR FORCE ----		COAST GUARD
	Number of Survivors	Monthly Payment	Number of Survivors	Monthly Payment	Number of Survivors	Monthly Payment	Number of Survivors	Monthly Payment	Number of Survivors	Monthly Payment	
006	457	243	380	191	3	2	2	1	72	48	2
007	617	329	577	300	21	16	4	3	15	10	7
008	28	26	19	16	5	5	1	2	3	2	0
009	961	630	826	537	19	17	6	4	110	72	15
010	450	388	109	104	60	50	13	14	268	221	7
011	88	86	21	19	13	15	0	0	54	52	3
012	91	74	40	32	21	17	5	6	25	19	5
013	71	67	27	30	10	8	3	3	31	26	1
014	258	230	184	162	27	23	4	5	43	40	2
015	240	208	115	100	50	38	8	8	67	63	7
016	76	51	37	26	21	14	0	0	18	10	2
017	253	256	105	103	52	48	9	5	87	100	11
018	412	361	174	142	112	87	18	13	108	119	11
019	342	331	158	131	92	93	15	16	77	91	17
020	297	302	140	140	84	78	26	24	47	60	13
021	431	345	198	144	137	116	23	16	73	69	13
023	343	272	146	101	127	107	14	11	56	53	16
024	196	224	89	96	56	54	8	8	43	66	3
025	212	217	64	63	26	29	5	7	117	119	18
026	261	307	94	109	70	78	10	12	87	108	21
027	400	303	190	135	120	94	15	13	75	61	22
028	945	991	287	248	495	589	24	31	139	123	25
029	215	156	97	67	62	46	4	3	52	39	6
030	344	349	164	150	56	52	6	7	118	139	6
031	188	160	89	75	20	16	6	7	73	61	2
032	212	215	95	88	46	54	5	4	66	68	3
033	94	86	49	43	17	14	3	5	25	23	1
034	95	100	48	50	15	16	3	4	29	29	1
035	60	52	41	32	4	5	1	1	14	14	1
036	13	20	5	3	3	8	2	2	3	7	1
037	88	100	27	26	30	37	7	8	24	29	2
038	565	625	148	146	146	157	24	37	247	285	21
039	94	98	10	11	28	23	6	6	50	57	6
040	527	503	180	160	187	188	18	18	142	136	28
041	138	128	52	49	37	35	3	4	46	40	15
042	184	146	92	60	48	40	7	7	37	40	3
043	153	121	81	65	30	20	7	5	35	32	5
044	301	252	86	69	47	49	6	8	162	127	7
045	98	96	28	17	41	44	6	7	23	28	8
046	131	129	45	47	42	48	3	5	41	30	19
047	120	89	55	38	15	13	1	0	49	37	0
048	74	91	16	15	31	36	4	6	23	35	9
049	194	188	81	68	64	67	6	9	43	44	5
050	61	50	33	26	12	9	1	1	15	14	1
051	36	32	25	19	4	3	0	0	7	10	0
052	26	28	12	12	3	2	0	0	11	14	0
053	22	21	10	12	6	5	0	0	6	4	0
054	298	254	164	113	28	29	6	14	100	98	2
056	102	89	73	57	8	9	1	1	20	22	1
057	95	99	52	42	23	33	1	1	19	22	3
058	76	64	42	26	11	16	1	1	22	21	0
059	4	3	3	2	1	1	0	0	0	0	0

**Military Survivors Receiving Payments Under RSFPP and/or Survivor Benefit Plan by Zip Code as of September 30, 2015  
(Payment in Thousands)**

ZIP Code	---- DOD ----		---- ARMY ----		---- NAVY ----		---- MARINES ----		---- AIR FORCE ----		COAST GUARD
	Number of Survivors	Monthly Payment	Number of Survivors	Monthly Payment	Number of Survivors	Monthly Payment	Number of Survivors	Monthly Payment	Number of Survivors	Monthly Payment	
060	432	375	196	157	84	74	14	13	138	132	13
061	112	100	59	45	17	14	4	6	32	34	1
062	96	85	43	35	29	27	3	3	21	20	1
063	486	510	105	92	336	373	6	4	39	42	54
064	380	347	188	172	107	91	17	17	68	68	20
065	86	68	39	29	29	26	0	0	18	14	4
066	50	36	29	19	10	6	2	2	9	10	0
067	121	119	60	56	26	20	5	8	30	35	1
068	163	159	66	63	51	47	10	10	36	38	4
069	26	30	14	15	8	9	1	2	3	4	3
070	346	291	207	175	59	47	13	14	67	55	7
071	33	18	23	11	3	1	0	0	7	7	0
072	25	18	18	14	3	1	1	1	3	3	0
073	27	19	11	10	10	5	0	0	6	3	2
074	150	133	87	74	34	29	6	7	23	22	8
075	17	10	11	5	3	2	0	0	3	2	0
076	128	95	74	52	30	22	4	2	20	18	1
077	442	466	315	347	67	63	7	5	53	51	9
078	136	123	90	76	26	21	4	6	16	19	2
079	108	114	45	41	33	40	4	3	26	30	6
080	1,519	1,392	855	744	252	268	38	44	374	336	23
081	49	43	25	21	9	10	2	1	13	12	0
082	226	194	79	60	73	68	10	13	64	53	36
083	134	99	56	39	45	33	4	2	29	25	2
084	33	28	18	13	8	5	1	1	6	9	3
085	185	172	87	80	33	35	8	6	57	51	3
086	171	139	104	84	22	16	2	2	43	37	0
087	462	409	205	179	145	126	14	12	98	92	19
088	267	218	143	118	66	48	12	11	46	41	6
089	14	12	9	8	1	0	0	0	4	3	0
100	174	182	104	105	32	30	2	2	36	45	2
101	13	16	9	13	2	1	1	1	1	1	0
102	1	2	0	0	1	2	0	0	0	0	0
103	153	101	92	63	50	29	3	3	8	7	9
104	106	67	63	38	26	19	5	3	12	7	1
105	176	153	96	83	39	35	3	3	38	32	7
106	19	23	9	9	2	2	1	4	7	8	1
107	57	51	26	23	15	15	2	1	14	11	3
108	17	13	8	6	2	1	1	1	6	4	1
109	186	165	104	92	36	35	10	8	36	30	3
110	72	65	36	34	19	16	3	2	14	14	0
111	15	9	8	5	3	1	1	0	3	2	0
112	209	148	127	95	44	28	8	5	30	20	6
113	112	88	66	50	22	16	5	5	19	17	6
114	88	57	60	38	14	10	1	0	13	9	3
115	197	146	120	87	34	24	10	5	33	30	9
116	12	7	9	5	2	1	0	0	1	1	1
117	508	400	222	175	148	105	9	8	129	112	26
118	19	16	11	10	6	4	1	1	1	1	2
119	156	140	59	50	42	37	5	4	50	50	7
120	207	172	97	83	46	38	7	4	57	46	3
121	171	133	104	77	29	21	3	5	35	30	2

**Military Survivors Receiving Payments Under RSFPP and/or Survivor Benefit Plan by Zip Code as of September 30, 2015  
(Payment in Thousands)**

ZIP Code	---- DOD ----		---- ARMY ----		---- NAVY ----		---- MARINES ----		---- AIR FORCE ----		COAST GUARD
	Number of Survivors	Monthly Payment	Number of Survivors	Monthly Payment	Number of Survivors	Monthly Payment	Number of Survivors	Monthly Payment	Number of Survivors	Monthly Payment	Number of Survivors
122	75	68	36	31	17	15	4	6	18	16	1
123	130	102	52	38	31	32	2	4	45	28	2
124	65	50	34	20	10	7	2	2	19	21	0
125	209	178	104	95	38	26	5	5	62	52	3
126	31	29	16	17	6	4	0	0	9	7	1
127	40	28	15	8	11	9	2	1	12	10	1
128	194	182	81	69	53	56	6	8	54	49	2
129	200	162	66	40	17	21	6	6	111	95	1
130	255	226	98	74	31	30	15	22	111	100	3
131	131	110	55	45	30	25	5	6	41	34	2
132	124	96	51	41	19	16	3	3	51	36	2
133	117	94	52	32	19	23	3	3	43	36	1
134	181	154	52	43	33	25	2	0	94	87	1
135	39	25	21	13	6	5	1	1	11	7	0
136	278	191	215	141	23	14	1	1	39	34	0
137	69	44	39	21	10	9	3	2	17	11	0
138	97	66	44	27	22	20	3	2	28	17	0
139	40	32	20	14	8	6	0	0	12	12	0
140	249	190	113	85	56	42	3	2	77	61	2
141	180	134	89	62	28	22	4	3	59	47	5
142	274	208	142	101	57	39	10	8	65	59	5
143	72	60	34	26	13	8	1	0	24	25	0
144	162	135	68	51	34	31	10	7	50	46	1
145	175	145	86	65	37	37	7	6	45	37	4
146	157	120	92	65	31	23	3	2	31	31	1
147	116	79	49	33	32	24	2	3	33	20	1
148	181	148	95	74	37	34	7	7	42	33	2
149	20	17	11	8	5	3	1	4	3	3	0
150	337	277	146	120	52	45	12	10	127	102	2
151	250	210	101	86	56	51	11	12	82	61	3
152	355	285	171	134	66	52	12	15	106	84	6
153	141	107	73	55	21	19	5	2	42	31	0
154	133	101	77	54	19	18	7	6	30	23	0
155	60	55	37	31	7	7	5	7	11	10	0
156	224	168	121	95	46	36	7	4	50	33	1
157	87	62	56	38	13	9	3	3	15	12	1
158	65	45	44	28	9	8	2	0	10	9	0
159	159	115	99	66	27	17	8	12	25	20	1
160	139	115	70	49	18	19	6	7	45	40	0
161	151	125	74	61	29	29	5	7	43	28	1
162	45	38	22	17	10	11	2	2	11	8	1
163	113	91	58	43	25	23	6	4	24	20	1
164	73	51	31	14	23	18	4	5	15	13	0
165	112	96	60	49	27	17	4	6	21	24	3
166	275	204	149	111	59	39	10	8	57	46	3
167	35	22	15	11	11	7	1	0	8	5	0
168	153	140	82	65	15	23	3	8	53	43	1
169	38	35	17	15	9	6	0	0	12	14	0
170	915	1,012	522	601	151	170	20	26	222	215	5
171	181	150	98	83	22	19	4	3	57	44	0
172	294	295	174	166	35	36	8	7	77	86	2
173	297	297	147	142	65	72	22	26	63	57	7



**Military Survivors Receiving Payments Under RSFPP and/or Survivor Benefit Plan by Zip Code as of September 30, 2015  
(Payment in Thousands)**

ZIP Code	---- DOD ----		---- ARMY ----		---- NAVY ----		---- MARINES ----		---- AIR FORCE ----		COAST GUARD
	Number of Survivors	Monthly Payment	Number of Survivors	Monthly Payment	Number of Survivors	Monthly Payment	Number of Survivors	Monthly Payment	Number of Survivors	Monthly Payment	Number of Survivors
174	135	121	56	46	40	37	7	5	32	32	1
175	172	160	72	60	44	54	10	8	46	37	2
176	141	156	60	66	38	43	5	4	38	44	5
177	158	118	95	63	29	19	3	2	31	34	4
178	201	173	112	91	33	28	9	7	47	47	1
179	126	95	81	55	15	14	4	3	26	23	0
180	324	290	152	134	85	73	20	21	67	63	2
181	69	62	36	34	20	12	3	2	10	14	1
182	130	104	73	57	24	16	4	2	29	29	2
183	87	72	53	44	17	17	2	1	15	9	0
184	172	136	90	70	45	34	3	1	34	30	1
185	102	70	66	48	19	9	2	2	15	12	1
186	197	138	103	58	32	21	15	13	47	46	0
187	146	103	90	57	31	21	1	0	24	24	3
188	46	33	26	17	11	8	0	0	9	8	1
189	252	245	86	85	98	96	11	11	57	54	2
190	698	659	293	287	217	196	40	41	148	135	6
191	496	349	249	168	129	90	20	17	98	74	4
193	272	318	91	97	85	113	21	23	75	86	6
194	347	357	142	144	103	94	16	18	86	102	3
195	117	92	55	37	27	27	6	4	29	25	1
196	118	100	62	51	22	21	6	4	28	24	1
197	271	228	126	95	53	42	2	3	90	88	2
198	172	150	92	79	30	25	2	3	48	44	1
199	796	739	262	246	88	87	11	12	435	393	15
200	400	573	213	282	84	150	11	20	92	121	2
201	1,204	2,310	507	942	292	586	73	143	332	639	22
206	654	739	141	140	267	312	27	25	219	263	11
207	1,202	1,257	506	537	190	210	38	49	468	461	15
208	648	1,064	248	402	232	366	30	65	138	231	15
209	378	567	191	298	91	122	11	14	85	134	10
210	1,162	1,315	725	794	194	239	40	49	203	233	21
211	585	655	360	378	113	147	12	17	100	113	15
212	752	705	420	386	141	131	28	27	163	161	7
214	299	586	72	114	155	348	19	24	53	100	10
215	123	79	63	32	27	18	5	4	28	25	1
216	230	300	97	109	67	102	12	21	54	69	8
217	524	603	268	295	139	165	19	21	98	122	11
218	194	199	93	81	47	48	10	10	44	61	12
219	113	99	60	50	34	26	1	1	18	22	2
220	1,302	2,761	600	1,283	321	693	87	187	294	598	14
221	1,414	2,622	667	1,169	309	662	123	184	315	607	21
222	359	728	151	275	105	233	23	43	80	177	8
223	883	1,756	443	784	185	425	57	112	198	435	7
224	492	665	204	276	99	141	76	94	113	154	6
225	407	572	167	215	85	142	74	100	81	115	8
226	279	357	121	159	61	89	13	18	84	92	3
227	123	160	57	68	28	45	13	13	25	34	1
228	150	196	56	57	39	56	9	14	46	69	3
229	365	526	158	230	103	139	25	33	79	124	3
230	353	385	169	189	98	104	10	16	76	77	8
231	935	1,392	447	643	244	390	37	45	207	315	22

**Military Survivors Receiving Payments Under RSFPP and/or Survivor Benefit Plan by Zip Code as of September 30, 2015  
(Payment in Thousands)**

ZIP Code	---- DOD ----		---- ARMY ----		---- NAVY ----		---- MARINES ----		---- AIR FORCE ----		COAST GUARD
	Number of Survivors	Monthly Payment	Number of Survivors	Monthly Payment	Number of Survivors	Monthly Payment	Number of Survivors	Monthly Payment	Number of Survivors	Monthly Payment	Number of Survivors
232	674	713	369	363	152	181	29	41	124	128	9
233	863	842	153	144	582	548	46	65	82	86	60
234	2,602	3,214	388	396	1,936	2,456	100	120	178	242	70
235	835	875	81	78	678	703	39	55	37	40	14
236	1,692	1,767	799	811	230	232	24	30	639	694	26
237	289	246	68	52	191	165	10	10	20	20	17
238	915	873	699	658	93	88	17	14	106	113	6
239	172	166	86	81	52	51	11	12	23	22	3
240	422	418	193	177	105	105	20	24	104	113	3
241	262	265	116	114	70	68	14	11	62	72	4
242	174	149	87	72	44	37	2	5	41	36	0
243	182	152	92	72	35	30	11	12	44	39	0
244	217	242	114	116	46	51	10	19	47	57	1
245	440	422	211	169	120	124	24	31	85	97	3
246	50	36	25	17	9	7	2	2	14	10	1
247	85	73	46	36	15	11	0	0	24	26	1
248	11	7	5	4	2	1	1	1	3	1	1
249	68	65	38	35	8	9	7	9	15	12	1
250	57	37	25	15	8	6	0	0	24	16	0
251	81	57	33	21	20	16	1	2	27	18	2
252	47	34	17	13	13	9	3	3	14	9	0
253	114	96	48	40	16	12	4	2	46	42	3
254	213	217	85	86	41	53	9	15	78	63	2
255	95	68	47	30	27	19	4	6	17	13	2
256	23	12	16	9	3	1	1	0	3	2	0
257	72	50	31	20	26	13	2	2	13	15	1
258	95	67	54	33	15	13	3	3	23	18	1
259	77	60	45	30	12	12	3	2	17	16	2
260	93	77	40	32	22	19	8	5	23	21	0
261	149	116	76	59	31	21	6	5	36	31	1
262	94	68	55	37	9	7	2	1	28	23	2
263	94	76	55	44	19	16	2	3	18	14	1
264	59	41	30	16	16	12	1	0	12	12	0
265	146	112	71	51	31	25	4	3	40	34	0
266	31	20	17	12	9	6	1	0	4	2	0
267	74	52	28	20	28	22	3	2	15	8	0
268	21	18	8	6	6	5	1	0	6	7	1
270	245	217	127	107	49	50	11	14	58	47	2
271	225	212	103	94	46	42	10	12	66	64	0
272	487	458	236	195	111	114	33	35	107	113	6
273	412	380	213	181	78	80	24	27	97	91	4
274	229	237	107	95	47	42	13	16	62	84	6
275	1,263	1,255	523	464	204	240	61	74	475	477	13
276	435	505	226	265	80	84	29	32	100	123	4
277	216	245	120	135	31	31	10	19	55	60	1
278	593	520	284	211	109	105	38	40	162	164	23
279	386	371	117	92	184	189	31	38	54	52	106
280	588	485	255	180	115	104	23	22	195	179	9
281	522	490	227	187	105	99	30	38	160	166	5
282	537	598	225	242	111	113	28	45	173	197	3
283	2,800	2,348	2,148	1,699	152	181	39	42	461	426	10
284	808	813	342	338	154	172	124	102	188	202	40

**Military Survivors Receiving Payments Under RSFP and/or Survivor Benefit Plan by Zip Code as of September 30, 2015  
(Payment in Thousands)**

ZIP Code	---- DOD ----		---- ARMY ----		---- NAVY ----		---- MARINES ----		---- AIR FORCE ----		COAST GUARD
	Number of Survivors	Monthly Payment	Number of Survivors	Monthly Payment	Number of Survivors	Monthly Payment	Number of Survivors	Monthly Payment	Number of Survivors	Monthly Payment	
285	1,367	1,233	306	236	194	180	685	652	182	165	70
286	544	486	249	189	114	120	34	41	147	137	1
287	861	922	358	354	216	226	40	47	247	296	12
288	176	218	65	69	39	53	14	23	58	72	2
289	59	61	24	16	14	11	2	0	19	33	1
290	983	838	548	428	119	115	31	28	285	266	4
291	938	822	401	303	77	67	18	23	442	430	5
292	1,116	1,117	835	815	66	80	23	28	192	194	4
293	600	457	315	214	110	83	17	14	158	146	2
294	2,007	2,041	463	466	844	853	72	81	628	641	37
295	1,113	1,025	521	430	161	148	41	41	390	405	14
296	1,369	1,247	616	486	237	216	51	53	465	492	13
297	458	375	239	174	93	75	12	9	114	117	5
298	393	350	226	168	70	76	16	15	81	92	5
299	478	613	165	222	116	144	101	120	96	127	8
300	1,887	2,195	865	988	344	371	78	91	600	745	20
301	1,192	1,153	492	458	237	228	49	50	414	416	11
302	1,203	1,198	691	692	198	189	37	41	277	275	12
303	604	747	328	391	104	119	13	13	159	224	0
304	285	228	167	120	43	43	9	9	66	56	7
305	701	725	339	345	125	127	30	31	207	222	3
306	431	432	230	209	79	79	28	32	94	113	4
307	316	263	160	133	55	38	17	12	84	80	3
308	579	490	458	376	51	50	10	9	60	54	4
309	831	716	703	591	38	46	14	15	76	64	4
310	1,129	1,009	396	319	103	91	17	15	613	585	6
311	4	3	4	3	0	0	0	0	0	0	0
312	246	240	99	83	42	42	6	6	99	110	0
313	528	409	371	278	40	38	16	13	101	80	10
314	561	569	258	251	70	80	21	20	212	218	12
315	532	473	191	172	203	185	23	22	115	95	10
316	360	294	92	66	46	40	9	8	213	181	2
317	565	488	217	156	111	89	59	59	178	183	2
318	253	228	193	173	24	27	5	5	31	24	0
319	1,166	1,020	1,063	914	40	31	11	11	52	64	1
320	1,779	1,921	454	444	928	1,064	63	64	334	349	39
321	1,351	1,578	491	518	395	469	81	105	384	486	38
322	2,134	2,253	465	489	1,249	1,299	99	111	321	354	31
323	599	719	233	251	124	147	25	35	217	285	7
324	1,290	1,242	344	306	175	162	30	37	741	737	19
325	4,131	4,764	633	727	1,368	1,589	128	168	2,002	2,281	21
326	520	556	185	181	165	172	15	17	155	186	6
327	1,997	2,381	596	661	604	694	85	110	712	917	34
328	1,142	1,205	363	361	266	269	38	31	475	544	13
329	2,371	3,101	708	905	481	562	77	99	1,105	1,535	49
330	656	720	262	279	154	174	27	34	213	232	24
331	538	566	202	205	110	113	25	26	201	222	16
332	5	6	2	2	3	4	0	0	0	0	0
333	324	367	135	142	83	96	13	17	93	112	17
334	1,065	1,274	423	458	261	285	45	55	336	476	29
335	1,332	1,377	497	487	232	240	53	62	550	588	23
336	1,047	1,158	337	354	129	122	38	54	543	627	15

**Military Survivors Receiving Payments Under RSFPP and/or Survivor Benefit Plan by Zip Code as of September 30, 2015  
(Payment in Thousands)**

ZIP Code	---- DOD ----		---- ARMY ----		---- NAVY ----		---- MARINES ----		---- AIR FORCE ----		COAST GUARD
	Number of Survivors	Monthly Payment	Number of Survivors	Monthly Payment	Number of Survivors	Monthly Payment	Number of Survivors	Monthly Payment	Number of Survivors	Monthly Payment	
337	1,435	1,740	543	658	322	355	53	60	517	667	58
338	1,052	967	404	349	239	209	42	36	367	373	23
339	972	1,160	393	429	242	290	39	33	298	407	29
341	385	537	163	238	87	98	16	18	119	182	13
342	1,276	1,553	515	611	314	360	63	78	384	504	29
344	959	990	322	337	247	242	47	46	343	365	40
346	1,199	1,286	467	459	281	290	46	50	405	487	48
347	759	754	283	253	173	176	34	31	269	293	10
349	521	584	190	203	138	149	30	31	163	201	24
350	580	435	325	221	73	54	18	23	164	137	5
351	434	347	213	158	62	52	11	11	148	126	7
352	543	590	287	282	84	96	18	35	154	177	3
354	303	246	179	137	51	29	8	11	65	69	0
355	283	169	194	105	31	22	4	3	54	39	2
356	519	424	305	232	66	56	11	10	137	125	3
357	475	477	320	310	56	52	11	16	88	99	3
358	705	845	510	591	69	74	10	15	116	166	3
359	434	331	239	164	80	74	12	13	103	80	5
360	879	781	377	286	72	63	10	11	420	421	1
361	721	819	222	211	50	46	13	16	436	545	2
362	569	431	437	328	59	47	1	1	72	55	1
363	1,117	971	832	702	80	63	9	9	196	197	5
364	228	164	127	84	30	23	5	4	66	54	2
365	779	766	305	253	187	208	27	25	260	281	28
366	418	388	188	160	78	69	18	17	134	142	48
367	177	126	94	64	19	12	6	3	58	47	2
368	527	457	379	311	53	50	7	3	88	93	0
369	27	16	16	7	1	0	0	0	10	9	1
370	1,638	1,402	1,114	882	174	166	22	20	328	334	13
371	731	654	334	286	99	96	28	29	270	244	8
372	371	380	175	179	55	52	15	14	126	134	1
373	710	671	340	293	131	118	19	14	220	246	10
374	215	182	110	92	50	41	5	8	50	41	3
376	561	443	314	218	101	95	14	9	132	119	1
377	437	363	176	122	100	91	9	14	152	136	5
378	648	553	269	222	130	114	25	23	224	194	9
379	453	457	199	176	74	76	8	12	172	193	4
380	592	575	165	145	245	252	53	51	129	127	6
381	668	670	204	186	214	205	51	58	199	221	7
382	192	145	124	82	34	31	1	1	33	31	2
383	418	304	237	148	85	72	13	13	83	71	3
384	193	154	111	84	35	29	4	4	43	37	0
385	310	251	132	102	78	65	7	6	93	78	6
386	369	321	168	135	84	72	18	22	99	93	5
387	80	65	51	37	4	2	4	3	21	23	0
388	326	273	192	137	45	35	3	7	86	94	1
389	115	91	78	55	12	15	5	3	20	18	1
390	391	336	229	189	44	39	10	12	108	97	1
391	371	315	223	181	49	40	7	8	92	86	2
392	215	188	117	96	25	20	7	5	66	67	1
393	430	337	188	137	72	78	10	7	160	115	1
394	608	480	352	250	80	71	22	21	154	138	9

**Military Survivors Receiving Payments Under RSFPP and/or Survivor Benefit Plan by Zip Code as of September 30, 2015  
(Payment in Thousands)**

ZIP Code	---- DOD ----		---- ARMY ----		---- NAVY ----		---- MARINES ----		---- AIR FORCE ----		COAST GUARD
	Number of Survivors	Monthly Payment	Number of Survivors	Monthly Payment	Number of Survivors	Monthly Payment	Number of Survivors	Monthly Payment	Number of Survivors	Monthly Payment	Number of Survivors
395	1,312	1,217	302	262	285	245	23	20	702	690	19
396	183	132	99	57	36	31	5	4	43	39	1
397	277	247	122	101	17	14	4	5	134	128	1
398	148	127	65	46	26	22	8	10	49	49	1
400	182	153	114	92	25	18	2	7	41	36	0
401	424	331	371	288	14	7	0	0	39	36	1
402	802	731	521	459	84	88	26	23	171	161	11
403	272	223	167	132	42	29	12	9	51	53	0
404	155	147	105	93	19	22	4	7	27	25	0
405	289	305	148	135	48	47	8	7	85	117	0
406	92	75	57	47	12	9	5	5	18	14	0
407	92	68	56	37	10	6	5	3	21	21	1
408	22	16	15	8	2	3	0	0	5	5	0
409	40	25	26	13	8	7	0	0	6	5	3
410	274	238	127	103	53	53	11	7	83	74	1
411	127	79	59	29	26	19	6	3	36	27	1
412	30	22	17	13	4	2	2	2	7	5	0
413	20	15	14	10	4	4	0	0	2	1	1
414	5	3	3	2	1	1	0	0	1	0	0
415	34	24	14	8	7	6	2	1	11	9	0
416	10	6	5	3	2	2	0	0	3	2	0
417	30	18	16	8	7	4	0	0	7	6	0
418	12	6	6	3	2	2	3	1	1	1	0
420	237	196	134	97	41	35	7	8	55	56	4
421	174	178	104	97	20	22	3	3	47	57	2
422	275	214	195	149	31	29	1	2	48	35	0
423	167	145	110	93	15	10	3	2	39	40	2
424	113	103	73	63	21	26	2	1	17	13	0
425	82	70	41	33	18	19	2	1	21	16	0
426	36	29	21	16	6	5	1	0	8	8	0
427	347	302	262	227	32	28	8	9	45	38	3
430	642	602	277	244	104	88	13	13	248	258	1
431	365	303	118	94	54	42	19	18	174	149	0
432	602	542	245	214	78	66	11	12	268	250	2
433	98	72	38	23	24	17	8	6	28	26	0
434	79	54	40	24	15	11	5	3	19	16	2
435	141	123	56	38	26	23	7	6	52	56	2
436	135	96	51	38	28	16	12	9	44	32	3
437	116	89	55	37	24	23	2	1	35	27	1
438	48	30	29	21	9	4	2	1	8	4	0
439	90	62	42	24	24	14	5	7	19	16	1
440	337	301	141	120	83	79	20	13	93	88	7
441	369	314	178	138	95	85	15	10	81	81	11
442	249	213	107	83	72	67	11	9	59	53	7
443	111	90	59	47	23	19	3	3	26	21	2
444	210	157	69	51	48	30	11	9	82	67	2
445	104	76	38	28	25	18	7	4	34	25	1
446	213	173	114	81	42	40	10	9	47	44	3
447	97	82	46	41	21	16	1	0	29	26	0
448	186	140	74	53	33	24	6	4	73	59	2
449	76	53	20	13	13	10	4	2	39	27	0
450	320	304	143	138	60	47	12	12	105	107	5

**Military Survivors Receiving Payments Under RSFPP and/or Survivor Benefit Plan by Zip Code as of September 30, 2015  
(Payment in Thousands)**

ZIP Code	---- DOD ----		---- ARMY ----		---- NAVY ----		---- MARINES ----		---- AIR FORCE ----		COAST GUARD
	Number of Survivors	Monthly Payment	Number of Survivors	Monthly Payment	Number of Survivors	Monthly Payment	Number of Survivors	Monthly Payment	Number of Survivors	Monthly Payment	Number of Survivors
451	254	207	104	83	39	32	11	7	100	84	1
452	368	335	161	130	84	80	10	9	113	117	9
453	593	602	126	101	64	48	17	13	386	440	3
454	783	940	129	126	78	72	9	16	567	725	4
455	132	112	30	19	14	11	7	7	81	76	0
456	243	189	92	73	70	50	8	6	73	61	3
457	114	88	61	46	28	18	5	10	20	14	2
458	187	162	98	74	42	34	10	7	37	47	3
460	332	332	174	170	69	66	8	9	81	87	0
461	377	310	219	179	64	50	12	9	82	74	0
462	596	549	350	330	92	81	25	28	129	109	1
463	211	164	102	76	61	45	8	6	40	38	5
464	31	19	19	10	5	3	0	0	7	6	0
465	200	175	89	72	51	42	6	5	54	56	0
466	59	53	26	23	12	10	4	4	17	15	0
467	157	121	61	41	34	23	7	8	55	49	1
468	202	159	76	58	43	36	5	5	78	60	1
469	312	231	113	74	31	23	6	4	162	130	0
470	48	40	18	12	13	10	3	2	14	17	0
471	231	195	126	95	38	34	8	11	59	55	2
472	165	132	88	70	27	23	6	3	44	36	0
473	209	171	125	83	25	25	7	5	52	58	0
474	201	168	107	87	51	45	7	9	36	27	1
475	146	119	75	60	26	22	4	5	41	32	0
476	90	69	39	30	23	17	7	6	21	16	0
477	137	120	62	54	36	29	5	5	34	32	2
478	187	142	72	47	31	25	5	8	79	62	3
479	180	153	101	73	36	30	4	5	39	45	1
480	516	379	228	168	104	78	17	12	167	121	14
481	523	437	208	171	151	115	18	20	146	130	10
482	196	141	105	70	33	32	3	2	55	37	2
483	338	281	168	141	62	45	19	14	89	81	3
484	161	122	71	52	40	30	6	4	44	35	2
485	53	28	34	16	9	4	1	1	9	7	0
486	220	168	102	68	50	38	8	6	60	57	7
487	167	145	51	39	24	16	2	2	90	88	3
488	305	252	183	131	47	43	15	17	60	62	2
489	76	64	47	36	16	14	1	1	12	13	1
490	380	304	147	105	97	81	14	13	122	105	6
491	50	49	18	19	14	16	1	0	17	14	2
492	165	116	83	48	34	28	7	6	41	32	1
493	132	103	70	50	28	22	7	7	27	23	2
494	257	226	126	103	54	45	7	6	70	72	14
495	144	113	72	51	40	29	3	2	29	31	3
496	201	178	99	72	45	41	2	4	55	61	16
497	181	158	78	70	29	26	4	4	70	58	17
498	175	142	81	57	27	22	3	2	64	61	8
499	78	60	35	19	18	16	2	1	23	24	4
500	147	127	90	70	20	15	1	1	36	42	0
501	129	103	71	48	25	19	2	1	31	34	0
502	129	118	57	46	17	17	3	3	52	52	2
503	215	173	103	89	48	34	2	3	62	47	0

**Military Survivors Receiving Payments Under RSFPP and/or Survivor Benefit Plan by Zip Code as of September 30, 2015  
(Payment in Thousands)**

ZIP Code	---- DOD ----		---- ARMY ----		---- NAVY ----		---- MARINES ----		---- AIR FORCE ----		COAST GUARD
	Number of Survivors	Monthly Payment	Number of Survivors	Monthly Payment	Number of Survivors	Monthly Payment	Number of Survivors	Monthly Payment	Number of Survivors	Monthly Payment	Number of Survivors
504	72	51	44	31	12	8	2	2	14	10	0
505	100	74	62	30	15	14	2	3	21	26	1
506	97	73	54	31	24	19	5	3	14	20	1
507	32	28	13	9	12	9	2	1	5	8	0
508	34	27	17	11	6	7	1	1	10	8	0
510	59	48	22	16	5	5	1	1	31	25	0
511	84	65	24	17	16	10	2	1	42	36	1
512	12	10	5	3	3	2	1	1	3	4	0
513	32	22	19	12	5	5	1	1	7	4	1
514	31	27	12	10	4	3	1	1	14	14	0
515	138	103	69	47	16	11	2	1	51	43	0
516	22	17	12	7	1	0	0	0	9	10	0
520	76	63	40	26	17	15	4	6	15	16	0
521	27	27	9	8	10	9	1	3	7	7	0
522	73	65	29	23	22	21	1	2	21	19	0
523	101	79	53	40	20	16	3	2	25	20	0
524	70	62	23	21	16	10	3	1	28	29	2
525	110	78	65	37	21	17	3	2	21	22	1
526	87	61	48	28	21	15	2	2	16	17	1
527	95	78	51	41	19	14	3	3	22	20	1
528	62	55	34	28	10	8	2	1	16	18	0
530	315	271	165	142	56	46	9	7	85	77	5
531	370	302	162	124	82	62	7	5	119	111	5
532	306	247	145	118	59	47	9	8	93	73	5
534	55	45	24	21	16	13	2	1	13	10	0
535	327	270	141	118	63	50	10	8	113	94	1
537	203	191	92	87	37	41	4	4	70	59	2
538	27	15	16	9	5	2	1	0	5	3	0
539	165	133	93	69	26	25	5	3	41	36	0
540	79	68	39	27	14	11	3	2	23	28	0
541	116	86	60	43	25	18	4	3	27	22	2
542	77	67	43	35	11	11	0	0	23	22	10
543	87	76	36	33	21	20	4	3	26	20	5
544	253	187	136	88	47	35	4	3	66	62	3
545	74	52	44	25	12	10	4	3	14	13	1
546	240	193	154	114	41	35	3	3	42	41	0
547	151	121	77	58	27	19	5	4	42	40	2
548	156	131	68	51	30	24	1	1	57	55	2
549	283	229	157	115	35	28	14	12	77	74	9
550	365	300	194	144	60	52	12	14	99	90	1
551	413	338	180	149	95	72	14	14	124	103	3
553	429	367	175	131	116	102	16	14	122	120	0
554	520	477	178	158	143	122	26	25	173	171	2
556	9	8	2	2	2	1	0	0	5	5	0
557	140	102	57	32	32	25	1	2	50	44	2
558	128	94	34	22	18	17	0	0	76	55	5
559	173	167	75	63	39	36	5	7	54	62	1
560	121	90	71	44	24	21	2	3	24	22	0
561	45	32	26	16	8	7	0	0	11	9	0
562	76	61	47	36	10	10	0	0	19	14	1
563	219	175	126	88	43	36	4	4	46	46	3
564	158	116	86	62	24	21	5	4	43	30	0

**Military Survivors Receiving Payments Under RSFPP and/or Survivor Benefit Plan by Zip Code as of September 30, 2015  
(Payment in Thousands)**

ZIP Code	---- DOD ----		---- ARMY ----		---- NAVY ----		---- MARINES ----		---- AIR FORCE ----		COAST GUARD
	Number of Survivors	Monthly Payment	Number of Survivors	Monthly Payment	Number of Survivors	Monthly Payment	Number of Survivors	Monthly Payment	Number of Survivors	Monthly Payment	Number of Survivors
565	140	97	68	42	27	22	1	1	44	31	0
566	69	51	28	23	12	7	2	1	27	20	0
567	34	23	18	12	4	3	0	0	12	8	1
570	117	103	54	47	22	13	1	0	40	42	0
571	165	127	59	47	26	19	4	2	76	59	0
572	64	45	42	24	7	5	0	0	15	16	0
573	68	50	50	32	9	12	0	0	9	7	0
574	37	26	22	14	2	1	0	0	13	10	0
575	30	32	18	18	4	4	0	0	8	10	0
576	4	2	3	1	0	0	0	0	1	0	1
577	343	306	120	99	34	28	10	11	179	168	1
580	60	39	34	21	10	10	0	0	16	9	0
581	106	87	36	33	7	5	1	1	62	48	0
582	92	79	33	28	4	6	1	1	54	43	1
583	36	22	26	15	1	0	1	1	8	6	0
584	22	15	16	9	3	4	0	0	3	2	0
585	112	81	77	56	15	10	1	1	19	15	1
586	19	11	15	8	1	2	0	0	3	1	0
587	89	72	24	16	5	5	1	6	59	45	0
588	3	1	2	1	1	0	0	0	0	0	0
590	52	53	25	22	11	11	1	1	15	20	1
591	116	95	52	43	29	21	4	2	31	29	0
592	27	19	15	10	2	2	1	0	9	7	0
593	14	12	9	6	2	3	1	1	2	2	0
594	237	165	35	24	16	9	5	6	181	125	1
595	24	14	14	7	3	2	0	0	7	5	0
596	122	112	71	59	15	16	0	0	36	38	2
597	137	134	50	45	45	41	2	1	40	48	0
598	191	212	69	70	41	40	12	18	69	84	0
599	130	129	51	45	25	26	5	6	49	52	2
600	793	800	283	302	320	314	36	31	154	154	6
601	355	312	146	127	84	74	22	15	103	95	4
602	33	32	14	13	10	13	2	3	7	3	0
603	13	16	5	8	5	5	1	1	2	3	0
604	328	268	174	153	65	48	12	9	77	59	2
605	296	322	123	123	83	81	15	21	75	97	6
606	333	281	218	162	53	44	9	9	53	66	5
607	35	27	16	13	11	8	0	0	8	7	0
608	14	9	6	4	3	2	1	1	4	2	0
609	70	62	30	29	13	7	1	1	26	24	0
610	112	83	59	43	30	20	4	3	19	17	0
611	71	59	30	25	15	10	3	2	23	22	0
612	125	111	66	56	31	25	4	5	24	25	0
613	64	59	26	20	13	10	1	1	24	28	0
614	93	77	45	32	17	14	2	1	29	29	0
615	135	95	46	32	33	25	7	5	49	33	4
616	104	86	42	33	16	13	4	1	42	39	2
617	120	114	55	52	24	17	8	6	33	39	0
618	250	230	91	72	35	30	2	1	122	127	1
619	85	79	43	37	9	8	1	2	32	32	0
620	236	217	104	102	51	39	10	11	71	66	2
622	649	671	127	104	56	50	13	9	453	508	3



**Military Survivors Receiving Payments Under RSFPP and/or Survivor Benefit Plan by Zip Code as of September 30, 2015  
(Payment in Thousands)**

ZIP Code	----- DOD -----		----- ARMY -----		----- NAVY -----		----- MARINES -----		----- AIR FORCE -----		COAST GUARD
	Number of Survivors	Monthly Payment	Number of Survivors	Monthly Payment	Number of Survivors	Monthly Payment	Number of Survivors	Monthly Payment	Number of Survivors	Monthly Payment	Number of Survivors
623	67	55	30	27	10	5	3	3	24	20	1
624	114	92	49	42	23	20	5	3	37	27	0
625	92	82	42	33	19	23	2	2	29	24	2
626	103	90	38	33	26	22	2	3	37	32	1
627	155	129	77	60	21	17	1	1	56	52	1
628	165	132	74	52	33	28	9	8	49	44	2
629	215	190	98	86	41	38	5	4	71	62	4
630	534	503	224	212	111	99	22	21	177	171	13
631	501	447	225	183	98	86	20	16	158	162	9
633	328	329	125	109	72	66	15	13	116	142	7
634	44	34	16	10	15	12	2	1	11	12	0
635	56	42	29	18	11	8	2	2	14	14	0
636	117	93	66	47	16	14	3	3	32	29	1
637	151	122	87	64	29	20	0	0	35	37	2
638	126	87	71	43	21	15	1	1	33	28	0
639	104	60	64	31	16	12	1	1	23	16	0
640	694	641	266	242	112	84	23	25	293	291	5
641	412	410	176	177	79	65	18	19	139	148	1
644	105	82	44	32	23	21	5	4	33	24	0
645	135	109	43	39	16	10	3	2	73	58	0
646	46	40	18	12	8	7	2	7	18	15	0
647	148	119	71	51	24	18	4	3	49	47	1
648	229	193	119	87	47	41	13	10	50	56	1
650	181	159	92	68	32	28	3	3	54	60	1
651	124	102	77	55	14	13	6	5	27	29	0
652	233	237	103	95	50	43	12	11	68	88	2
653	186	161	60	48	15	18	5	5	106	90	1
654	202	163	149	110	25	24	2	4	26	26	0
655	368	283	288	220	27	22	6	5	47	37	0
656	280	256	114	98	70	62	4	5	92	91	0
657	349	288	151	116	82	64	12	12	104	96	2
658	370	392	178	187	67	64	13	12	112	129	4
660	571	573	350	356	85	73	13	14	123	130	4
661	71	54	41	27	10	7	3	2	17	18	0
662	387	481	151	195	77	78	25	32	134	176	4
664	227	172	185	138	8	5	0	0	34	30	0
665	260	242	196	181	19	17	2	2	43	43	1
666	290	263	141	115	25	18	4	5	120	123	5
667	122	96	71	51	17	14	5	3	29	29	0
668	75	57	39	23	17	17	1	0	18	16	0
669	26	15	14	7	6	5	1	1	5	2	0
670	241	214	77	69	31	26	6	6	127	113	1
671	127	101	50	43	14	12	0	0	63	46	1
672	448	391	137	109	65	60	11	9	235	213	0
673	79	71	39	31	19	15	0	0	21	24	1
674	214	178	132	100	19	16	2	2	61	61	0
675	123	89	57	40	32	24	3	2	31	23	0
676	40	29	24	16	8	5	0	0	8	8	0
677	21	15	12	7	5	4	1	1	3	3	0
678	30	24	21	14	2	1	0	0	7	10	0
679	8	7	3	1	2	2	0	0	3	3	0
680	431	430	71	56	41	40	3	2	316	332	1

**Military Survivors Receiving Payments Under RSFPP and/or Survivor Benefit Plan by Zip Code as of September 30, 2015  
(Payment in Thousands)**

ZIP Code	---- DOD ----		---- ARMY ----		---- NAVY ----		---- MARINES ----		---- AIR FORCE ----		COAST GUARD
	Number of Survivors	Monthly Payment	Number of Survivors	Monthly Payment	Number of Survivors	Monthly Payment	Number of Survivors	Monthly Payment	Number of Survivors	Monthly Payment	Number of Survivors
681	662	610	171	152	92	86	17	12	382	360	4
683	77	48	41	22	13	11	1	0	22	15	1
684	68	50	33	24	11	8	2	1	22	17	0
685	302	267	115	97	54	45	6	6	127	119	0
686	41	34	15	11	13	10	0	0	13	13	1
687	60	53	27	23	17	11	1	1	15	17	1
688	98	78	44	32	13	9	4	2	37	36	2
689	51	41	24	15	12	10	1	0	14	17	0
690	20	22	6	5	6	7	0	0	8	10	0
691	67	52	35	24	10	8	4	3	18	17	0
692	6	9	3	4	0	0	1	2	2	3	0
693	53	45	29	24	12	9	0	0	12	12	1
700	443	370	148	128	131	104	20	17	144	121	18
701	256	253	86	74	87	88	25	34	58	56	11
703	121	101	54	40	23	17	12	10	32	34	2
704	416	389	173	143	108	114	29	33	106	98	17
705	394	337	198	159	78	61	15	10	103	106	6
706	297	266	165	143	28	32	6	5	98	86	2
707	233	201	103	82	53	39	13	13	64	66	4
708	282	302	142	153	46	39	19	19	75	90	1
710	323	280	87	68	30	24	7	6	199	183	1
711	823	884	160	145	46	39	16	17	601	683	4
712	305	261	142	100	52	48	8	7	103	107	0
713	399	308	164	116	39	35	4	3	192	154	3
714	417	322	288	216	28	22	7	6	94	77	2
716	167	125	95	66	18	14	2	1	52	44	2
717	145	116	86	56	21	21	5	6	33	33	0
718	152	124	80	57	24	23	2	3	46	42	1
719	419	430	165	144	79	92	7	12	168	181	2
720	833	688	301	233	89	75	21	22	422	358	6
721	659	563	305	234	76	59	17	14	261	257	2
722	340	343	153	151	55	52	16	17	116	122	0
723	147	115	65	46	27	18	2	1	53	49	0
724	269	217	159	110	46	39	7	7	57	61	0
725	182	154	72	59	46	37	7	3	57	55	2
726	271	256	119	93	58	60	10	13	84	90	4
727	563	594	229	225	111	108	12	15	211	247	5
728	187	142	110	73	33	32	2	2	42	35	2
729	442	354	218	168	60	55	12	11	152	120	0
730	987	990	408	373	128	125	24	25	427	466	9
731	1,179	1,091	353	308	136	108	27	32	663	642	13
734	126	112	61	42	23	21	3	2	39	47	0
735	999	756	840	633	31	24	8	3	120	95	4
736	53	38	14	8	8	4	1	1	30	25	0
737	175	158	57	38	16	13	9	9	93	99	1
738	21	14	9	6	2	1	0	0	10	7	0
739	8	8	4	4	1	1	0	0	3	3	0
740	536	461	227	182	105	84	13	18	191	177	2
741	369	386	143	141	74	75	12	13	140	157	5
743	122	96	52	42	25	20	7	8	38	26	1
744	258	185	126	78	41	30	10	10	81	66	1
745	132	103	71	52	25	23	5	4	31	24	0

**Military Survivors Receiving Payments Under RSFPP and/or Survivor Benefit Plan by Zip Code as of September 30, 2015  
(Payment in Thousands)**

ZIP Code	----- DOD -----		----- ARMY -----		----- NAVY -----		----- MARINES -----		----- AIR FORCE -----		COAST GUARD Number of Survivors
	Number of Survivors	Monthly Payment	Number of Survivors	Monthly Payment	Number of Survivors	Monthly Payment	Number of Survivors	Monthly Payment	Number of Survivors	Monthly Payment	
746	76	59	39	30	16	12	3	1	18	16	0
747	89	75	44	32	9	11	2	0	34	32	1
748	296	250	137	101	50	45	9	9	100	95	0
749	133	90	64	34	24	16	4	6	41	34	0
750	1,767	1,990	638	664	297	279	75	86	757	961	15
751	584	514	266	214	109	93	14	11	195	197	4
752	587	743	222	264	130	141	25	42	210	296	1
753	10	19	5	10	1	3	0	0	4	7	0
754	373	337	150	125	73	63	10	9	140	139	4
755	229	201	111	87	30	24	7	7	81	82	1
756	372	354	140	114	65	60	17	24	150	156	4
757	436	455	150	132	83	80	15	13	188	229	5
758	121	103	52	34	19	19	7	5	43	46	2
759	206	168	90	75	47	40	8	8	61	45	4
760	1,561	1,704	548	551	236	230	62	70	715	852	14
761	1,310	1,401	327	326	147	130	34	39	802	907	9
762	477	483	172	159	79	81	20	15	206	227	4
763	476	436	97	83	39	35	9	12	331	307	1
764	139	121	63	49	27	27	3	4	46	42	0
765	1,936	1,491	1,680	1,243	64	54	14	15	178	179	3
766	232	199	100	72	36	33	8	4	88	91	1
767	244	230	118	102	30	22	7	12	89	94	2
768	112	107	52	42	25	19	1	0	34	46	2
769	256	242	76	68	35	30	3	4	142	141	0
770	991	1,059	391	406	223	218	40	45	337	390	26
772	27	24	14	14	3	3	0	0	10	7	0
773	904	1,009	351	375	185	198	38	47	330	389	13
774	527	621	189	237	111	109	26	26	201	249	9
775	725	719	251	238	159	143	28	31	287	307	35
776	207	159	91	64	37	27	11	7	68	60	9
777	91	75	41	34	26	22	6	5	18	13	2
778	275	336	119	137	35	33	13	11	108	154	3
779	143	123	46	32	26	26	6	5	65	60	2
780	734	818	244	254	101	92	16	25	373	447	6
781	1,419	1,503	459	427	121	124	27	20	812	934	10
782	4,975	6,267	1,860	2,223	279	282	75	85	2,761	3,677	16
783	227	215	69	61	97	88	9	9	52	58	1
784	487	497	129	124	226	238	19	24	113	111	19
785	423	390	204	151	53	44	25	34	141	161	7
786	1,354	1,590	510	523	166	195	51	74	627	799	7
787	1,269	1,759	405	503	130	162	39	51	695	1,043	5
788	131	144	27	31	17	21	4	4	83	88	0
789	65	68	31	27	12	10	1	1	21	30	0
790	96	77	42	32	24	16	3	3	27	26	0
791	232	207	88	77	36	30	6	5	102	94	0
792	17	12	8	4	6	3	1	2	2	2	0
793	58	37	25	14	5	2	3	1	25	20	0
794	244	243	74	64	27	24	10	17	133	139	2
795	99	81	30	26	15	9	3	1	51	45	0
796	368	348	74	66	21	15	7	7	266	259	0
797	176	176	67	66	27	28	8	6	74	76	2
798	27	23	15	14	8	5	1	1	3	3	0

**Military Survivors Receiving Payments Under RSFPP and/or Survivor Benefit Plan by Zip Code as of September 30, 2015  
(Payment in Thousands)**

ZIP Code	---- DOD ----		---- ARMY ----		---- NAVY ----		---- MARINES ----		---- AIR FORCE ----		COAST GUARD Number of Survivors
	Number of Survivors	Monthly Payment	Number of Survivors	Monthly Payment	Number of Survivors	Monthly Payment	Number of Survivors	Monthly Payment	Number of Survivors	Monthly Payment	
799	1,647	1,453	1,375	1,207	77	57	24	21	171	167	0
800	1,102	1,198	394	419	110	106	27	22	571	650	6
801	735	1,009	242	305	95	106	20	20	378	578	2
802	821	920	316	335	110	115	21	24	374	447	3
803	71	103	21	31	20	32	4	5	26	34	0
804	157	216	57	74	24	25	3	3	73	113	1
805	471	560	152	178	84	96	13	14	222	273	7
806	138	137	54	45	17	20	5	4	62	68	2
807	32	30	14	13	7	9	2	1	9	7	0
808	279	274	190	170	17	19	2	2	70	83	1
809	2,453	2,979	1,264	1,253	121	150	30	31	1,038	1,545	3
810	269	233	129	101	56	39	11	13	73	80	3
811	59	65	18	15	14	15	4	3	23	31	0
812	128	123	62	53	12	14	2	2	52	55	1
813	41	55	17	19	7	10	3	4	14	22	2
814	75	85	30	39	16	13	4	3	25	30	0
815	153	159	55	53	33	27	8	7	57	71	0
816	47	51	12	12	15	14	5	8	15	18	0
820	301	261	77	70	26	26	4	3	194	163	3
822	29	22	19	12	2	2	0	0	8	7	0
823	5	4	2	2	1	1	0	0	2	1	0
824	41	43	17	14	6	3	2	4	16	22	0
825	15	20	4	3	8	11	0	0	3	6	2
826	65	68	29	29	12	11	4	3	20	25	0
827	18	14	7	6	2	2	2	1	7	6	0
828	44	47	27	22	8	11	2	4	7	9	1
829	24	20	9	5	7	7	0	0	8	8	0
830	7	5	4	4	1	1	2	0	0	0	1
831	13	17	6	4	2	7	1	3	4	3	0
832	127	108	52	36	34	29	1	0	40	42	1
833	156	141	69	50	33	32	1	1	53	58	2
834	124	118	56	49	35	36	3	1	30	32	1
835	75	69	34	27	13	10	8	7	20	25	0
836	599	524	193	151	92	80	21	23	293	269	3
837	467	486	174	180	72	70	11	14	210	222	4
838	375	410	113	106	83	79	15	15	164	210	8
840	964	992	371	355	120	122	20	22	453	494	2
841	457	496	213	235	67	61	19	18	158	181	1
843	128	123	47	43	26	25	5	6	50	50	3
844	236	240	64	59	40	28	4	3	128	150	0
845	15	12	7	5	4	3	0	0	4	3	0
846	194	183	90	68	34	36	4	5	66	75	0
847	233	268	88	102	53	54	10	9	82	103	6
850	930	968	295	297	154	159	34	39	447	473	8
851	312	274	110	85	74	67	10	10	118	112	2
852	1,673	2,032	551	627	313	353	69	73	740	979	23
853	2,126	2,301	628	677	374	401	117	132	1,007	1,090	18
855	98	83	26	15	25	23	6	6	41	40	0
856	895	951	558	562	113	108	21	27	203	255	9
857	1,886	2,254	512	623	229	255	49	60	1,096	1,317	13
859	66	60	21	14	15	11	6	6	24	29	1
860	70	65	31	26	15	12	3	2	21	25	1

**Military Survivors Receiving Payments Under RSFPP and/or Survivor Benefit Plan by Zip Code as of September 30, 2015  
(Payment in Thousands)**

ZIP Code	---- DOD ----		---- ARMY ----		---- NAVY ----		---- MARINES ----		---- AIR FORCE ----		COAST GUARD
	Number of Survivors	Monthly Payment	Number of Survivors	Monthly Payment	Number of Survivors	Monthly Payment	Number of Survivors	Monthly Payment	Number of Survivors	Monthly Payment	
863	411	467	126	148	96	106	18	23	171	190	5
864	300	275	88	76	85	78	32	31	95	91	4
865	6	3	5	2	0	0	0	0	1	1	0
870	210	216	77	71	39	37	10	10	84	99	0
871	1,392	1,667	433	489	195	214	41	48	723	916	7
873	19	15	9	6	2	1	1	1	7	6	0
874	56	50	26	21	9	7	3	4	18	19	0
875	200	251	92	96	36	31	4	1	68	122	0
877	40	27	22	14	6	4	0	0	12	10	0
878	33	20	22	9	8	7	0	0	3	5	0
879	24	23	14	12	4	4	1	1	5	5	0
880	378	413	223	228	50	48	13	22	92	116	2
881	112	83	23	15	8	6	3	3	78	58	0
882	175	172	73	64	31	30	4	4	67	74	1
883	295	253	76	70	19	13	3	2	197	168	1
884	18	11	9	3	2	1	0	0	7	7	0
890	950	989	247	251	210	216	48	58	445	463	8
891	1,789	1,829	454	429	384	380	63	62	888	959	12
893	14	10	4	3	4	3	1	3	5	2	0
894	420	408	118	106	148	147	21	20	133	136	2
895	342	395	98	99	92	98	20	27	132	171	3
897	124	158	41	47	36	42	9	13	38	55	1
898	20	20	7	5	3	3	1	1	9	11	0
900	384	382	175	167	95	89	18	15	96	112	2
902	450	585	132	147	128	149	24	30	166	260	7
903	36	25	15	9	6	4	4	3	11	9	1
904	26	37	6	9	7	14	2	1	11	13	0
905	87	88	34	32	28	27	1	2	24	28	1
906	301	282	91	81	123	105	20	17	67	78	3
907	508	484	138	129	261	234	18	18	91	103	14
908	290	273	49	41	179	171	16	14	46	47	10
910	106	127	48	59	28	29	3	3	27	36	2
911	74	79	25	33	26	22	10	8	13	16	0
912	63	65	22	24	19	18	4	2	18	21	2
913	531	593	164	171	147	152	20	21	200	249	6
914	63	64	31	32	8	8	2	1	22	23	1
915	40	41	10	9	13	13	1	2	16	18	0
916	49	61	18	19	13	15	0	0	18	27	2
917	545	521	188	187	174	152	38	32	145	151	6
918	22	19	8	8	7	6	1	2	6	4	0
919	1,439	1,500	123	125	1,158	1,192	58	65	100	117	10
920	2,646	3,542	357	424	1,200	1,532	660	869	429	716	22
921	3,016	3,697	307	347	2,228	2,668	195	251	286	430	27
922	639	735	153	173	184	195	119	130	183	237	8
923	1,056	1,094	247	222	162	147	77	87	570	638	6
924	182	167	23	17	18	12	10	7	131	130	1
925	1,597	1,814	283	311	425	395	196	212	693	896	14
926	1,201	1,615	267	352	391	463	239	338	304	463	19
927	283	335	56	55	63	66	115	141	49	74	5
928	619	654	144	153	219	201	118	135	138	166	9
930	696	740	107	109	392	394	19	23	178	213	7
931	169	270	50	82	57	71	5	10	57	107	3

**Military Survivors Receiving Payments Under RSFPP and/or Survivor Benefit Plan by Zip Code as of September 30, 2015  
(Payment in Thousands)**

ZIP Code	---- DOD ----		---- ARMY ----		---- NAVY ----		---- MARINES ----		---- AIR FORCE ----		COAST GUARD
	Number of Survivors	Monthly Payment	Number of Survivors	Monthly Payment	Number of Survivors	Monthly Payment	Number of Survivors	Monthly Payment	Number of Survivors	Monthly Payment	
932	362	312	75	56	207	169	16	18	64	69	3
933	214	205	64	51	84	74	12	15	54	64	3
934	784	949	195	205	145	159	34	38	410	546	13
935	416	376	78	65	121	105	22	20	195	186	1
936	252	220	80	58	85	75	13	10	74	77	1
937	329	301	119	94	72	61	12	9	126	137	1
939	986	1,023	740	706	148	186	15	15	83	117	6
940	550	624	183	200	226	240	20	25	121	157	8
941	344	352	181	193	97	80	10	10	56	69	2
943	56	78	20	30	24	30	1	3	11	14	0
944	78	95	22	26	31	36	6	11	19	22	3
945	2,662	2,874	640	691	1,094	1,123	91	108	837	953	63
946	180	201	65	73	74	81	6	4	35	43	6
947	49	72	19	27	18	28	3	6	9	11	1
948	72	51	26	17	27	20	1	1	18	12	0
949	468	639	188	274	118	134	11	9	151	221	19
950	567	673	175	188	230	281	28	38	134	167	10
951	559	617	202	233	196	188	21	24	140	172	11
952	339	306	125	104	120	110	10	9	84	83	4
953	845	830	202	176	207	191	28	26	408	436	13
954	485	635	177	231	142	188	16	16	150	200	11
955	99	100	34	34	40	42	2	1	23	23	7
956	2,443	2,837	439	483	373	386	69	78	1,562	1,890	28
957	441	568	105	117	93	98	10	11	233	342	6
958	1,010	1,066	253	228	127	109	33	33	597	696	13
959	708	755	154	138	162	176	27	29	365	412	17
960	345	338	108	87	110	105	24	23	103	123	10
961	71	85	17	17	25	36	6	3	23	29	0
967	1,718	1,662	883	763	346	381	111	149	378	370	31
968	702	829	363	384	141	198	26	47	172	200	10
969	259	177	92	48	112	90	3	1	52	38	2
970	685	696	240	240	180	177	26	27	239	251	28
971	328	338	101	97	90	80	11	11	126	151	18
972	637	637	225	207	177	171	22	30	213	230	20
973	713	731	284	287	191	171	40	47	198	227	16
974	633	626	179	162	202	194	43	45	209	224	27
975	467	527	134	143	172	168	22	25	139	191	7
976	110	101	23	19	34	30	5	5	48	48	2
977	230	241	74	61	65	67	10	10	81	103	6
978	113	101	51	43	34	30	1	0	27	27	1
979	20	15	10	7	3	2	0	0	7	6	0
980	1,437	1,677	442	470	484	561	51	62	460	584	80
981	741	893	272	311	260	304	21	23	188	255	42
982	1,263	1,404	268	294	625	673	49	52	321	385	44
983	1,989	2,100	772	719	665	740	53	65	499	576	52
984	1,680	1,541	1,057	878	118	108	17	19	488	536	13
985	1,193	1,157	646	585	200	193	32	28	315	351	23
986	648	651	234	234	180	183	26	32	208	201	27
988	192	195	62	69	49	40	8	10	73	76	9
989	177	164	78	71	46	45	10	6	43	42	2
990	289	255	66	55	30	24	9	10	184	166	9
991	121	112	34	26	33	29	4	2	50	55	3

**Military Survivors Receiving Payments Under RSFPP and/or Survivor Benefit Plan by Zip Code as of September 30, 2015  
(Payment in Thousands)**

ZIP Code	---- DOD ----		---- ARMY ----		---- NAVY ----		---- MARINES ----		---- AIR FORCE ----		COAST GUARD
	Number of Survivors	Monthly Payment	Number of Survivors	Monthly Payment	Number of Survivors	Monthly Payment	Number of Survivors	Monthly Payment	Number of Survivors	Monthly Payment	Number of Survivors
992	707	700	148	154	95	77	17	16	447	453	13
993	285	281	97	97	87	86	6	6	95	92	5
994	21	18	7	7	5	5	0	0	9	7	1
995	420	365	173	135	34	29	9	5	204	195	4
996	190	142	92	54	23	21	3	3	72	65	11
997	184	142	111	77	6	3	0	0	67	63	2
998	22	23	14	15	4	4	1	0	3	3	5
999	11	8	6	3	0	0	3	3	2	2	3
Other	4,438	4,512	1,998	2,102	1,004	907	113	115	1,323	1,388	52
<b>TOTAL</b>	<b>325,889</b>	<b>\$329,804</b>	<b>136,291</b>	<b>\$125,877</b>	<b>71,344</b>	<b>\$73,459</b>	<b>13,270</b>	<b>\$14,817</b>	<b>104,984</b>	<b>\$115,651</b>	<b>4,815</b>

Includes survivors receiving SSIA payments.

Excludes survivors whose pay has been suspended for more than 3 months.

Families of deceased members enrolled in both RSFPP and SBP are counted only once. Children of the same deceased member receiving separate benefits are counted individually.

Coast Guard pay is not available to DoD Office of the Actuary.

### Military Survivors as of September 30, 2015 by Age and Benefit

Survivor Age	SBP			Spouse/ Child	RCSBP			RSFPP		Death on Active Duty		ACMSS	Minimum Income	SSIA
	Spouse	Child	Insurable Interest		Spouse	Child	Insurable Interest	Spouse	Child	Spouse	Child			
<1	0	0	0	0	0	0	0	0	0	0	3	0	0	0
1	0	3	0	0	0	0	0	0	0	0	27	0	0	0
2	0	1	0	0	0	0	0	2	0	0	73	0	0	0
3	0	7	0	0	0	0	0	0	0	0	138	0	0	0
4	0	10	0	0	0	0	0	0	0	0	189	0	0	0
5	0	13	0	0	0	1	0	0	0	0	269	0	0	0
6	0	10	0	0	0	0	0	0	0	0	329	0	0	0
7	0	16	0	0	0	5	0	0	0	0	370	0	0	0
8	0	30	0	0	0	0	0	0	0	0	519	0	0	0
9	0	26	0	0	0	3	0	0	0	0	498	0	0	0
10	0	49	0	0	0	5	0	0	0	0	541	0	0	0
11	0	62	0	0	0	4	0	0	0	0	535	0	0	0
12	0	69	0	0	0	5	0	0	0	0	606	0	0	0
13	0	100	0	0	0	9	0	0	0	0	544	0	0	0
14	0	109	1	0	0	8	0	0	0	0	541	0	0	0
15	0	123	0	0	0	18	0	0	0	0	537	0	0	0
16	1	147	0	0	0	19	0	0	0	0	470	0	0	0
17	1	161	2	0	0	19	0	0	0	0	400	0	0	0
18	0	101	2	8	2	19	0	0	0	34	144	0	0	0
19	0	91	0	0	0	23	0	0	0	20	129	0	0	0
20	0	115	1	5	3	17	1	0	0	14	89	0	0	5
21	1	108	1	11	1	17	0	0	0	14	58	0	0	4
22	1	23	2	0	1	3	0	0	0	8	8	0	0	12
23	3	9	1	1	0	1	2	0	0	6	2	0	0	25
24	1	12	1	3	0	3	2	0	0	7	0	0	0	43
25	6	4	1	1	0	0	1	0	0	12	3	0	0	67
26	5	7	0	4	0	0	0	0	0	13	2	0	0	72
27	7	11	2	4	1	1	0	0	0	13	3	0	0	67
28	2	10	0	4	1	0	1	0	0	16	0	0	0	83
29	9	16	1	2	0	0	2	0	0	11	0	0	0	104
30	8	9	1	10	0	0	0	0	0	21	2	0	0	127
31	12	16	3	7	1	0	1	0	0	29	0	0	0	124
32	11	13	2	2	0	0	0	0	0	20	0	0	0	123
33	11	15	4	3	0	0	1	0	0	31	0	0	0	103
34	15	15	0	12	1	2	0	0	0	30	0	0	0	106
35	23	16	3	7	4	3	4	0	0	21	1	0	0	111
36	21	14	6	10	3	1	1	0	0	39	0	0	0	104
37	25	15	6	9	2	0	2	0	0	32	0	0	0	84
38	25	15	1	14	8	2	0	0	0	45	0	0	0	95
39	28	11	4	10	12	0	2	0	0	52	0	0	0	103
40	37	18	6	6	7	2	0	0	0	47	1	0	0	121
41	54	18	7	25	13	0	3	0	0	46	0	0	0	104
42	56	22	2	15	14	1	1	0	0	54	0	0	0	97
43	71	25	6	28	16	2	2	0	0	64	0	0	0	143
44	84	28	3	30	24	2	4	0	0	68	0	0	0	150
45	108	33	5	32	41	0	3	0	0	80	0	0	0	159
46	124	32	6	39	49	0	4	0	3	64	0	0	0	171
47	131	34	3	30	41	0	5	0	1	83	0	0	0	199
48	192	27	6	44	64	0	1	0	2	83	1	0	0	217
49	190	38	6	67	70	1	3	0	3	81	0	0	0	235
50	295	48	7	84	88	0	6	0	10	85	0	0	0	272
51	353	53	10	91	90	2	2	0	6	83	0	0	0	285
52	430	50	8	107	123	0	3	0	11	68	0	0	0	289
53	462	68	14	118	131	0	8	0	14	80	0	0	0	374
54	596	61	20	143	136	1	3	0	17	82	1	0	0	407
55	721	43	12	151	163	0	4	0	15	74	0	0	0	445
56	820	63	18	162	201	1	5	0	22	52	0	0	0	488
57	934	59	28	180	211	1	2	0	25	66	0	0	0	504
58	1,102	48	31	195	244	0	2	0	31	75	0	0	0	588
59	1,308	52	24	217	259	0	8	1	26	62	0	0	0	648
60	1,546	46	32	229	295	0	6	1	11	56	0	0	0	729



### Military Survivors as of September 30, 2015 by Age and Benefit

Survivor Age	SBP			Spouse/Child	RCSBP			RSFPP		Death on Active Duty		ACMSS	Minimum Income	SSIA
	Spouse	Child	Insurable Interest		Spouse	Child	Insurable Interest	Spouse	Child	Spouse	Child			
61	1,824	30	28	212	306	0	5	0	20	53	0	0	0	735
62	2,070	52	29	231	317	1	2	2	24	55	0	1	0	842
63	2,332	36	32	224	371	0	5	0	22	48	0	0	0	1,000
64	2,717	40	19	225	410	0	8	0	16	47	0	0	0	1,099
65	3,078	34	26	185	410	0	4	0	11	49	0	0	0	1,155
66	3,553	39	33	227	418	1	2	0	19	48	0	0	1	1,378
67	4,015	30	32	221	493	0	9	4	19	36	0	0	0	1,386
68	5,029	22	30	270	513	0	5	1	11	48	0	0	0	1,679
69	4,454	13	25	207	372	0	3	6	10	35	0	1	1	1,520
70	4,652	13	31	180	337	0	2	6	10	35	0	0	0	1,553
71	5,465	12	28	199	351	0	8	5	9	34	0	0	0	1,645
72	6,524	9	36	182	371	0	4	12	6	52	0	1	0	1,993
73	6,729	4	26	190	307	0	6	14	3	46	0	1	0	1,968
74	7,189	5	22	178	307	0	5	16	5	40	0	1	0	2,104
75	7,690	3	36	165	291	0	2	39	4	45	0	3	1	2,197
76	8,265	3	29	187	313	0	1	44	0	48	0	1	2	2,365
77	9,136	1	38	168	305	0	5	54	1	40	0	5	1	2,538
78	9,222	5	37	175	280	0	1	88	3	51	0	13	4	2,511
79	9,946	0	31	178	278	0	2	124	0	53	0	18	5	2,587
80	10,429	0	41	186	279	0	1	177	2	58	0	20	3	2,564
81	10,332	2	45	147	249	0	3	202	1	57	0	15	3	2,370
82	10,245	2	38	153	212	0	3	274	1	60	0	22	1	2,307
83	10,487	2	39	161	225	0	4	329	0	48	0	27	2	2,184
84	10,096	1	29	148	197	0	2	354	0	49	0	29	1	1,968
85	9,865	1	35	127	154	0	4	342	0	42	0	32	2	1,775
86	9,134	0	29	122	132	0	4	368	0	43	0	34	5	1,470
87	8,716	0	28	83	128	0	2	395	0	21	0	40	7	1,350
88	8,301	0	34	91	85	0	0	416	1	30	0	50	3	1,239
89	8,246	0	24	71	67	0	0	410	0	32	0	50	5	1,085
90	7,883	0	28	58	56	0	2	427	0	23	0	46	2	959
91	7,436	0	20	68	57	0	1	402	0	22	0	65	2	889
92	6,483	0	21	53	36	0	2	393	0	21	0	55	2	709
93	5,511	0	17	34	24	0	0	358	0	16	0	46	6	606
94	4,422	0	14	31	17	0	0	295	0	11	0	33	2	460
95	3,185	0	5	18	4	0	0	234	0	7	0	29	3	328
96	1,910	0	8	12	4	0	0	129	1	6	0	21	2	185
97	1,402	0	5	10	0	0	1	110	0	1	0	10	2	121
98	803	0	1	4	2	0	0	56	0	1	0	7	3	78
99	500	0	1	1	1	0	0	41	0	0	0	7	1	34
100+	748	0	5	3	0	0	0	68	0	0	0	11	3	54
UNK	0	0	0	0	0	0	0	3	0	0	0	0	0	4
<b>Total</b>	<b>249,854</b>	<b>2,807</b>	<b>1,334</b>	<b>7,513</b>	<b>10,999</b>	<b>203</b>	<b>203</b>	<b>6,202</b>	<b>396</b>	<b>3,352</b>	<b>7,033</b>	<b>694</b>	<b>75</b>	<b>63,181</b>

Note: An annuitant in two plans is counted in both. An annuitant receiving SBP and SSIA is also counted in both.  
 An annuitant whose SBP benefit is fully offset by DIC is not included in SBP or Death on Active Duty counts. However, they are included in the SSIA counts.  
 RCSBP includes only those who are receiving a benefit as a result of an RCSBP election. Survivors of reserves who elected RCSBP and then later elected SBP are counted in the SBP columns only.  
 In cases where spouse & child was originally elected and the pay is now going to the child, survivors are counted in the child only column.  
 Some cases where spouse & child was originally elected and the child is no longer eligible may be included in the spouse & child column.  
 Children of the same deceased member are counted individually.

### Military Survivors Who Started Receiving Their Benefit During Fiscal Year 2015 by Age and Benefit

Survivor Age	SBP				RCSBP			RSFPP		Death on Active Duty			Minimum Income	SSIA
	Spouse	Child	Insurable Interest	Spouse/Child	Spouse	Child	Insurable Interest	Spouse	Child	Spouse	Child	ACMSS		
<1	0	0	0	0	0	0	0	0	0	0	3	0	0	0
1	0	1	0	0	0	0	0	0	0	0	5	0	0	0
2	0	1	0	0	0	0	0	0	0	0	5	0	0	0
3	0	4	0	0	0	0	0	0	0	0	8	0	0	0
4	0	4	0	0	0	0	0	0	0	0	12	0	0	0
5	0	4	0	0	0	1	0	0	0	0	7	0	0	0
6	0	5	0	0	0	0	0	0	0	0	7	0	0	0
7	0	3	0	0	0	0	0	0	0	0	5	0	0	0
8	0	2	0	0	0	0	0	0	0	0	3	0	0	0
9	0	5	0	0	0	1	0	0	0	0	10	0	0	0
10	0	1	0	0	0	0	0	0	0	0	8	0	0	0
11	0	8	0	0	0	0	0	0	0	0	2	0	0	0
12	0	8	0	0	0	0	0	0	0	0	2	0	0	0
13	0	9	0	0	0	0	0	0	0	0	6	0	0	0
14	0	14	0	0	0	1	0	0	0	0	2	0	0	0
15	0	6	0	0	0	0	0	0	0	0	3	0	0	0
16	0	9	0	0	0	1	0	0	0	0	3	0	0	0
17	0	4	0	0	0	0	0	0	0	0	0	0	0	0
18	0	6	0	0	0	0	0	0	0	0	1	0	0	0
19	0	3	0	0	0	1	0	0	0	0	0	0	0	0
20	0	4	0	0	0	0	0	0	0	0	0	0	0	0
21	0	4	0	0	0	0	0	0	0	0	0	0	0	0
22	0	0	0	0	0	0	0	0	0	1	0	0	0	3
23	0	0	0	0	0	0	0	0	0	1	0	0	0	2
24	0	0	0	1	0	0	0	0	0	1	0	0	0	3
25	2	0	0	0	0	0	0	0	0	0	0	0	0	1
26	2	0	0	1	0	0	0	0	0	0	0	0	0	1
27	1	1	0	0	0	0	0	0	0	0	0	0	0	1
28	1	0	0	2	0	0	0	0	0	1	0	0	0	4
29	2	0	0	0	0	0	0	0	0	1	0	0	0	5
30	1	0	0	1	0	0	0	0	0	0	0	0	0	1
31	4	0	0	1	0	0	0	0	0	5	0	0	0	8
32	1	2	1	1	0	0	0	0	0	3	0	0	0	4
33	2	0	0	1	0	0	0	0	0	4	0	0	0	6
34	0	0	0	1	0	0	0	0	0	2	0	0	0	2
35	3	0	0	2	1	0	0	0	0	2	0	0	0	3
36	6	0	1	0	0	0	0	0	0	1	0	0	0	2
37	4	0	0	1	1	0	0	0	0	1	0	0	0	3
38	4	2	0	3	2	0	0	0	0	3	0	0	0	4
39	4	0	0	1	1	0	0	0	0	5	0	0	0	8
40	5	0	0	3	1	0	0	0	0	1	0	0	0	3
41	13	0	0	7	2	0	0	0	0	1	0	0	0	4
42	8	0	0	2	0	0	0	0	0	1	0	0	0	8
43	9	1	0	2	1	0	0	0	0	4	0	0	0	8
44	12	0	0	2	3	0	0	0	0	4	0	0	0	11
45	15	2	0	7	1	0	0	0	0	0	0	0	0	6
46	13	1	0	6	5	0	0	0	0	0	0	0	0	7
47	21	1	0	4	6	0	0	0	0	1	0	0	0	9
48	25	1	0	3	4	0	0	0	0	3	0	0	0	9
49	20	0	0	5	3	0	0	0	0	3	0	0	0	12
50	35	1	0	7	13	0	1	0	0	4	0	0	0	11
51	42	1	0	6	7	0	0	0	0	2	0	0	0	11
52	40	3	0	10	6	0	0	0	0	1	0	0	0	10
53	59	0	0	7	7	0	0	0	0	3	0	0	0	21
54	55	1	0	4	7	0	0	0	1	3	0	0	0	20
55	77	0	0	3	3	0	0	0	0	0	0	0	0	21
56	89	0	2	2	5	0	0	0	0	0	0	0	0	20
57	87	3	0	3	9	0	0	0	0	1	0	0	0	23
58	128	1	0	4	5	0	0	0	0	0	0	0	0	22
59	139	0	1	4	10	0	0	0	0	0	0	0	0	28
60	163	0	1	3	5	0	0	0	0	1	0	0	0	52

### Military Survivors Who Started Receiving Their Benefit During Fiscal Year 2015 by Age and Benefit

Survivor Age	SBP				RCSBP			RSFPP		Death on Active Duty		ACMSS	Minimum Income	SSIA
	Spouse	Child	Insurable Interest	Spouse/Child	Spouse	Child	Insurable Interest	Spouse	Child	Spouse	Child			
61	177	0	1	2	4	0	0	0	0	0	0	0	0	40
62	187	1	0	1	2	0	0	0	0	0	0	0	0	37
63	204	0	3	1	1	0	0	0	0	0	0	0	0	46
64	277	1	1	1	4	0	0	0	0	1	0	0	0	60
65	264	1	0	1	0	0	0	0	0	0	0	0	0	51
66	313	0	0	1	0	0	0	0	0	0	0	0	0	64
67	283	0	0	1	2	0	0	0	0	0	0	0	0	51
68	422	0	0	2	0	0	0	0	0	0	0	0	0	65
69	340	0	2	3	0	0	0	0	0	0	0	0	0	76
70	347	0	0	3	0	0	0	0	0	0	0	0	0	61
71	367	0	1	3	0	0	0	0	0	0	0	0	0	56
72	435	0	0	1	0	0	0	0	0	0	0	0	0	89
73	427	0	0	1	0	0	0	0	0	0	0	0	0	82
74	455	0	1	1	0	0	0	0	0	0	0	0	0	75
75	457	0	1	2	0	0	0	0	0	0	0	0	0	68
76	508	0	1	1	0	0	0	2	0	0	0	0	0	89
77	494	0	2	2	0	0	0	0	0	0	0	0	0	86
78	550	0	1	3	0	0	0	3	0	0	0	0	0	85
79	562	0	0	2	0	0	0	4	0	0	0	0	0	94
80	570	0	0	0	0	0	0	2	0	0	0	0	0	84
81	532	0	1	2	0	0	0	8	0	0	0	0	0	69
82	482	0	2	2	0	0	0	10	0	0	0	0	0	67
83	524	0	1	1	0	0	0	3	0	0	0	0	0	44
84	441	0	0	2	0	0	0	3	0	0	0	0	0	56
85	393	0	0	1	0	0	0	6	0	0	0	0	0	32
86	360	0	0	0	0	0	0	15	0	0	0	0	0	29
87	300	0	0	1	0	0	0	6	0	0	0	0	0	26
88	236	0	1	0	0	0	0	6	0	0	0	0	0	18
89	225	0	0	1	0	0	0	6	0	0	0	0	0	17
90	223	0	0	2	0	0	0	6	0	0	0	0	0	12
91	175	0	0	1	0	0	0	7	0	0	0	0	0	10
92	142	0	0	1	0	0	0	2	0	0	0	0	0	4
93	90	0	1	1	0	0	0	6	0	0	0	0	0	5
94	67	0	0	1	0	0	0	4	0	0	0	0	0	3
95	57	0	0	0	0	0	0	2	0	0	0	0	0	3
96	30	0	0	0	0	0	0	1	0	0	0	0	0	1
97	10	0	0	1	0	0	0	1	0	0	0	0	0	0
98	8	0	0	0	0	0	0	0	0	0	0	0	0	0
99	6	0	0	0	0	0	0	2	0	0	0	0	0	0
100+	4	0	0	0	0	0	0	0	0	0	0	0	0	0
UNK	0	0	0	0	0	0	0	0	0	0	0	0	0	0
<b>Total</b>	<b>13,036</b>	<b>129</b>	<b>26</b>	<b>159</b>	<b>121</b>	<b>5</b>	<b>1</b>	<b>105</b>	<b>1</b>	<b>65</b>	<b>92</b>	<b>0</b>	<b>0</b>	<b>2,132</b>

Note: An annuitant in two plans is counted in both. An annuitant receiving SBP and SSIA is also counted in both.  
 An annuitant whose SBP benefit is fully offset by DIC is not included in SBP or Death on Active Duty counts. However, they are included in the SSIA counts.  
 RCSBP includes only those who are receiving a benefit as a result of an RCSBP election. Survivors of reserves who elected RCSBP and then later elected SBP are counted in the SBP columns only.  
 In cases where spouse & child was originally elected and the pay is now going to the child, survivors are counted in the child only column.  
 Some cases where spouse & child was originally elected and the child is no longer eligible may be included in the spouse & child column.  
 Children of the same deceased member are counted individually.

## Military Survivors Receiving a DIC Award as of September 30, 2015 by Survivor Age

Survivor Age	No Offset to SBP		Full DIC Offset		Partial Offset		Full or Partial Offset		
	Number	Number	Monthly DIC Award	SBP Monthly Offset	Number	Mon DIC Award & SBP Offset	Number	Monthly DIC Award	SBP Monthly Offset
20	0	5	\$6,271	\$3,379	0	\$0	5	\$6,271	\$3,379
21	0	4	\$5,017	\$2,737	0	\$0	4	\$5,017	\$2,737
22	0	12	\$15,050	\$7,693	0	\$0	12	\$15,050	\$7,693
23	0	25	\$31,355	\$16,699	0	\$0	25	\$31,355	\$16,699
24	0	42	\$52,676	\$27,901	1	\$1,254	43	\$53,930	\$29,155
25	0	64	\$80,268	\$43,626	3	\$3,763	67	\$84,031	\$47,389
26	0	70	\$87,793	\$47,332	2	\$2,508	72	\$90,302	\$49,841
27	0	64	\$80,268	\$43,461	3	\$3,763	67	\$84,031	\$47,223
28	0	72	\$90,302	\$49,668	11	\$13,796	83	\$104,098	\$63,464
29	0	96	\$120,402	\$63,973	8	\$10,034	104	\$130,436	\$74,007
30	0	111	\$139,215	\$73,398	16	\$20,067	127	\$159,282	\$93,465
31	0	99	\$124,165	\$68,183	25	\$31,355	124	\$155,520	\$99,538
32	0	105	\$131,690	\$69,843	18	\$22,575	123	\$154,265	\$92,419
33	0	74	\$92,810	\$49,943	29	\$36,904	103	\$129,714	\$86,847
34	0	76	\$95,318	\$50,383	30	\$37,626	106	\$132,944	\$88,008
35	0	88	\$110,635	\$58,957	23	\$28,846	111	\$139,481	\$87,804
36	0	69	\$86,805	\$46,999	35	\$43,897	104	\$130,702	\$90,896
37	0	52	\$65,218	\$35,179	32	\$40,134	84	\$105,352	\$75,313
38	0	45	\$56,971	\$29,932	50	\$62,710	95	\$119,681	\$92,641
39	0	44	\$55,184	\$30,281	59	\$73,997	103	\$129,182	\$104,278
40	0	63	\$79,014	\$41,296	58	\$72,743	121	\$151,757	\$114,039
41	0	51	\$63,964	\$35,676	53	\$66,472	104	\$130,436	\$102,148
42	0	34	\$43,441	\$26,059	63	\$79,280	97	\$122,722	\$105,340
43	0	62	\$78,026	\$42,449	81	\$101,856	143	\$179,882	\$144,304
44	0	68	\$85,818	\$45,349	82	\$102,844	150	\$188,661	\$148,193
45	0	67	\$85,362	\$45,508	92	\$115,385	159	\$200,748	\$160,893
46	0	87	\$110,446	\$58,157	84	\$105,352	171	\$215,798	\$163,509
47	0	102	\$130,534	\$71,936	97	\$122,327	199	\$252,861	\$194,264
48	0	97	\$124,363	\$65,704	120	\$150,769	217	\$275,132	\$216,473
49	0	118	\$152,947	\$80,982	117	\$147,050	235	\$299,997	\$228,032
50	0	130	\$166,284	\$85,253	142	\$178,536	272	\$344,820	\$263,789
51	0	137	\$175,553	\$94,271	148	\$186,212	285	\$361,764	\$280,482
52	0	168	\$215,052	\$110,843	121	\$152,672	289	\$367,723	\$263,514
53	0	212	\$273,821	\$139,816	162	\$205,189	374	\$479,010	\$345,004
54	0	229	\$297,726	\$145,602	178	\$227,140	407	\$524,866	\$372,741
55	0	261	\$337,496	\$173,364	184	\$232,952	445	\$570,448	\$406,317
56	0	314	\$404,704	\$210,389	174	\$221,259	488	\$625,963	\$431,648
57	1	318	\$408,092	\$201,995	186	\$236,894	504	\$644,986	\$438,890
58	5	389	\$505,345	\$253,098	199	\$253,084	588	\$758,429	\$506,182
59	5	427	\$555,177	\$266,418	221	\$283,016	648	\$838,193	\$549,434
60	15	474	\$615,262	\$300,638	255	\$324,796	729	\$940,058	\$625,434
61	26	484	\$626,974	\$315,962	251	\$323,457	735	\$950,431	\$639,419
62	29	574	\$743,205	\$369,090	268	\$344,498	842	\$1,087,703	\$713,588
63	29	698	\$905,690	\$448,188	302	\$393,686	1,000	\$1,299,376	\$841,873
64	28	780	\$1,016,459	\$502,039	319	\$413,453	1,099	\$1,429,913	\$915,492
65	35	814	\$1,053,307	\$524,890	341	\$446,862	1,155	\$1,500,169	\$971,752

## Military Survivors Receiving a DIC Award as of September 30, 2015 by Survivor Age

Survivor Age	No Offset to SBP		Full DIC Offset		Partial Offset		Full or Partial Offset		
	Number	Number	Monthly DIC Award	SBP Monthly Offset	Number	Mon DIC Award & SBP Offset	Number	Monthly DIC Award	SBP Monthly Offset
66	36	934	\$1,214,502	\$592,392	444	\$580,844	1,378	\$1,795,346	\$1,173,236
67	48	962	\$1,254,893	\$601,917	424	\$558,465	1,386	\$1,813,358	\$1,160,381
68	34	1,140	\$1,492,862	\$745,103	539	\$711,845	1,679	\$2,204,707	\$1,456,949
69	41	1,082	\$1,413,511	\$699,829	438	\$581,998	1,520	\$1,995,509	\$1,281,827
70	30	1,090	\$1,418,219	\$693,859	463	\$612,028	1,553	\$2,030,247	\$1,305,888
71	48	1,118	\$1,460,821	\$733,100	527	\$702,919	1,645	\$2,163,740	\$1,436,020
72	63	1,350	\$1,761,854	\$881,547	643	\$858,516	1,993	\$2,620,370	\$1,740,063
73	40	1,336	\$1,741,490	\$876,590	632	\$838,986	1,968	\$2,580,476	\$1,715,576
74	42	1,447	\$1,890,912	\$927,903	657	\$875,594	2,104	\$2,766,506	\$1,803,497
75	50	1,474	\$1,922,065	\$954,881	723	\$970,031	2,197	\$2,892,097	\$1,924,912
76	51	1,611	\$2,106,169	\$1,035,265	754	\$1,013,057	2,365	\$3,119,226	\$2,048,321
77	48	1,674	\$2,186,086	\$1,086,373	864	\$1,157,211	2,538	\$3,343,297	\$2,243,584
78	49	1,673	\$2,182,696	\$1,077,303	838	\$1,128,668	2,511	\$3,311,364	\$2,205,971
79	44	1,672	\$2,189,110	\$1,088,848	915	\$1,233,735	2,587	\$3,422,845	\$2,322,583
80	55	1,621	\$2,118,738	\$1,037,491	943	\$1,272,795	2,564	\$3,391,533	\$2,310,285
81	39	1,395	\$1,826,969	\$905,810	975	\$1,322,533	2,370	\$3,149,502	\$2,228,343
82	47	1,344	\$1,768,123	\$855,442	963	\$1,304,556	2,307	\$3,072,680	\$2,159,999
83	35	1,254	\$1,652,850	\$785,185	930	\$1,260,842	2,184	\$2,913,693	\$2,046,027
84	18	1,039	\$1,371,743	\$644,590	930	\$1,265,702	1,969	\$2,637,446	\$1,910,292
85	17	926	\$1,220,531	\$567,183	849	\$1,153,501	1,775	\$2,374,031	\$1,720,684
86	24	751	\$989,606	\$462,571	719	\$980,408	1,470	\$1,970,014	\$1,442,980
87	19	687	\$913,005	\$420,424	663	\$905,386	1,350	\$1,818,391	\$1,325,810
88	10	611	\$812,306	\$372,424	628	\$865,724	1,239	\$1,678,030	\$1,238,148
89	11	487	\$648,485	\$293,956	598	\$829,518	1,085	\$1,478,003	\$1,123,475
90	8	391	\$521,727	\$237,881	568	\$799,988	959	\$1,321,714	\$1,037,868
91	4	357	\$475,460	\$220,888	532	\$749,613	889	\$1,225,073	\$970,500
92	11	296	\$396,792	\$179,806	413	\$586,092	709	\$982,883	\$765,897
93	8	221	\$295,518	\$131,085	385	\$556,228	606	\$851,746	\$687,313
94	4	173	\$237,133	\$101,469	287	\$417,072	460	\$654,205	\$518,541
95	3	129	\$176,726	\$80,951	199	\$286,649	328	\$463,375	\$367,600
96	1	66	\$88,507	\$39,059	119	\$177,495	185	\$266,002	\$216,554
97	0	41	\$56,714	\$26,565	80	\$115,860	121	\$172,575	\$142,426
98	0	31	\$41,410	\$17,528	47	\$74,611	78	\$116,021	\$92,140
99	0	14	\$19,979	\$8,645	20	\$30,632	34	\$50,612	\$39,277
100+	0	22	\$29,865	\$12,494	32	\$52,040	54	\$81,905	\$64,535
Unk	1	4	\$5,644	\$2,564	0	\$0	4	\$5,644	\$2,564
<b>62+</b>	<b>1,059</b>	<b>33,285</b>	<b>\$43,616,040</b>	<b>\$21,240,565</b>	<b>20,971</b>	<b>\$28,429,644</b>	<b>54,256</b>	<b>\$72,045,683</b>	<b>\$49,670,208</b>
<b>65+</b>	<b>973</b>	<b>31,233</b>	<b>\$40,950,685</b>	<b>\$19,921,248</b>	<b>20,082</b>	<b>\$27,278,007</b>	<b>51,315</b>	<b>\$68,228,692</b>	<b>\$47,199,255</b>
<b>Total</b>	<b>1,112</b>	<b>38,798</b>	<b>\$50,684,499</b>	<b>\$24,873,461</b>	<b>24,384</b>	<b>\$32,752,155</b>	<b>63,182</b>	<b>\$83,436,654</b>	<b>\$57,625,616</b>
<b>Average Per Month</b>			<b>\$1,306</b>	<b>\$641</b>		<b>\$1,343</b>		<b>\$1,321</b>	<b>\$912</b>

Includes survivors of members who retired and survivors of members who died on active duty  
 There are some annuitants with a full DIC offset whose SBP pay before the offset is unknown.  
 They are included in these totals and their monthly SBP pay is estimated.  
 Excludes survivors receiving DIC whose sponsoring member did not elect SBP.  
 No Offset to SBP reflects survivors whose DIC award doesn't offset their SBP entitlement as a result of the Sharp case ruling  
 Includes only portions of DIC that offset SBP.

## Survivors of Members Who Died on Active Duty And Are Receiving a DIC Award as of September 30, 2015 by Survivor Age

Survivor Age	No Offset to SBP		Full DIC Offset		Partial Offset		Full or Partial Offset		
	Number	Number	Monthly DIC Award	SBP Monthly Offset	Number	Mon DIC Award & SBP Offset	Number	Monthly DIC Award	SBP Monthly Offset
20	0	5	\$6,271	\$3,840	0	\$0	5	\$6,271	\$3,840
21	0	4	\$5,017	\$3,044	0	\$0	4	\$5,017	\$3,044
22	0	12	\$15,050	\$9,535	0	\$0	12	\$15,050	\$9,535
23	0	25	\$31,355	\$20,076	0	\$0	25	\$31,355	\$20,076
24	0	42	\$52,676	\$35,251	1	\$1,254	43	\$53,930	\$36,505
25	0	61	\$76,506	\$48,783	2	\$2,508	63	\$79,014	\$51,292
26	0	67	\$84,031	\$53,493	2	\$2,508	69	\$86,539	\$56,001
27	0	63	\$79,014	\$50,111	3	\$3,763	66	\$82,777	\$53,874
28	0	69	\$86,539	\$55,340	11	\$13,796	80	\$100,335	\$69,136
29	0	89	\$111,623	\$70,428	8	\$10,034	97	\$121,656	\$80,461
30	0	97	\$121,656	\$77,297	16	\$20,067	113	\$141,723	\$97,364
31	0	95	\$119,148	\$77,477	24	\$30,101	119	\$149,249	\$107,577
32	0	98	\$122,911	\$78,845	18	\$22,575	116	\$145,486	\$101,421
33	0	66	\$82,777	\$52,690	27	\$33,863	93	\$116,640	\$86,553
34	0	63	\$79,014	\$50,663	25	\$31,355	88	\$110,369	\$82,018
35	0	77	\$96,573	\$61,811	20	\$25,084	97	\$121,656	\$86,895
36	0	53	\$66,472	\$42,506	31	\$38,880	84	\$105,352	\$81,386
37	0	38	\$47,659	\$30,463	29	\$36,372	67	\$84,031	\$66,835
38	0	31	\$38,880	\$24,427	44	\$55,184	75	\$94,064	\$79,611
39	0	23	\$28,846	\$18,149	49	\$61,455	72	\$90,302	\$79,604
40	0	32	\$40,134	\$25,485	47	\$58,947	79	\$99,081	\$84,432
41	0	34	\$42,642	\$27,883	44	\$55,184	78	\$97,827	\$83,067
42	0	10	\$12,542	\$7,946	49	\$61,455	59	\$73,997	\$69,401
43	0	23	\$28,846	\$18,275	62	\$77,760	85	\$106,606	\$96,035
44	0	25	\$31,355	\$20,925	62	\$77,760	87	\$109,115	\$98,685
45	0	16	\$20,067	\$12,713	74	\$92,810	90	\$112,877	\$105,523
46	0	23	\$28,846	\$19,101	61	\$76,506	84	\$105,352	\$95,607
47	0	12	\$15,050	\$9,454	78	\$98,498	90	\$113,548	\$107,952
48	0	13	\$16,304	\$10,366	83	\$104,098	96	\$120,402	\$114,464
49	0	15	\$18,928	\$12,031	77	\$96,616	92	\$115,544	\$108,647
50	0	14	\$17,559	\$10,820	80	\$100,335	94	\$117,894	\$111,156
51	0	11	\$13,796	\$8,740	80	\$100,335	91	\$114,131	\$109,076
52	0	9	\$11,288	\$7,158	64	\$80,268	73	\$91,556	\$87,426
53	0	10	\$12,542	\$7,781	80	\$100,451	90	\$112,993	\$108,231
54	0	9	\$11,331	\$6,688	79	\$99,905	88	\$111,236	\$106,593
55	0	10	\$12,658	\$7,308	68	\$85,459	78	\$98,117	\$92,767
56	0	19	\$23,830	\$14,363	47	\$58,947	66	\$82,777	\$73,310
57	1	12	\$15,137	\$9,275	62	\$77,934	74	\$93,071	\$87,209
58	1	10	\$12,924	\$8,343	68	\$85,459	78	\$98,383	\$93,803
59	1	13	\$16,348	\$10,139	57	\$72,105	70	\$88,453	\$82,244
60	3	10	\$12,629	\$7,193	52	\$65,844	62	\$78,473	\$73,038
61	4	5	\$6,609	\$3,973	47	\$59,296	52	\$65,904	\$63,269
62	3	12	\$15,775	\$9,722	46	\$59,166	58	\$74,941	\$68,887
63	0	10	\$13,053	\$7,427	37	\$48,044	47	\$61,097	\$55,471
64	3	18	\$23,154	\$13,205	45	\$58,987	63	\$82,141	\$72,193
65	1	15	\$19,694	\$11,463	41	\$54,555	56	\$74,249	\$66,018

## Survivors of Members Who Died on Active Duty And Are Receiving a DIC Award as of September 30, 2015 by Survivor Age

Survivor Age	No Offset to SBP		Full DIC Offset		Partial Offset		Full or Partial Offset		
	Number	Number	Monthly DIC Award	SBP Monthly Offset	Number	Mon DIC Award & SBP Offset	Number	Monthly DIC Award	SBP Monthly Offset
66	2	15	\$19,637	\$11,175	44	\$60,322	59	\$79,959	\$71,496
67	2	14	\$18,209	\$10,949	29	\$39,506	43	\$57,716	\$50,455
68	1	13	\$17,070	\$10,303	42	\$59,788	55	\$76,859	\$70,091
69	3	14	\$18,570	\$11,124	25	\$37,214	39	\$55,784	\$48,338
70	1	21	\$27,436	\$15,580	30	\$43,872	51	\$71,308	\$59,452
71	3	8	\$10,645	\$6,357	29	\$44,681	37	\$55,326	\$51,038
72	3	16	\$20,884	\$13,208	44	\$69,193	60	\$90,077	\$82,401
73	1	14	\$19,039	\$11,124	40	\$60,847	54	\$79,886	\$71,972
74	2	16	\$21,557	\$12,764	35	\$54,589	51	\$76,146	\$67,353
75	3	17	\$22,536	\$13,508	38	\$59,023	55	\$81,560	\$72,531
76	2	4	\$5,394	\$3,178	44	\$72,922	48	\$78,315	\$76,100
77	1	9	\$11,806	\$6,896	36	\$58,175	45	\$69,981	\$65,071
78	2	7	\$9,609	\$5,562	42	\$70,501	49	\$80,110	\$76,063
79	5	13	\$17,484	\$10,330	47	\$75,343	60	\$92,828	\$85,673
80	2	9	\$11,910	\$7,151	49	\$79,546	58	\$91,456	\$86,697
81	1	7	\$9,156	\$5,562	49	\$81,607	56	\$90,763	\$87,169
82	2	10	\$13,286	\$7,946	53	\$86,152	63	\$99,438	\$94,098
83	0	11	\$14,321	\$8,740	46	\$76,727	57	\$91,047	\$85,467
84	1	6	\$7,727	\$4,767	43	\$72,415	49	\$80,142	\$77,182
85	1	2	\$2,552	\$1,589	39	\$65,257	41	\$67,809	\$66,846
86	0	11	\$14,667	\$9,360	37	\$59,089	48	\$73,757	\$68,449
87	0	7	\$9,582	\$5,562	20	\$32,322	27	\$41,904	\$37,884
88	0	4	\$5,394	\$3,009	30	\$50,217	34	\$55,611	\$53,226
89	0	2	\$2,798	\$1,589	32	\$53,479	34	\$56,278	\$55,068
90	0	1	\$1,298	\$795	23	\$35,932	24	\$37,229	\$36,726
91	0	2	\$2,849	\$1,589	22	\$37,188	24	\$40,037	\$38,777
92	2	4	\$5,291	\$3,178	20	\$34,298	24	\$39,589	\$37,476
93	0	2	\$2,595	\$1,589	13	\$22,596	15	\$25,191	\$24,185
94	0	4	\$5,350	\$3,178	11	\$18,712	15	\$24,062	\$21,890
95	0	3	\$4,015	\$2,384	7	\$13,258	10	\$17,274	\$15,642
96	0	0	\$0	\$0	6	\$10,558	6	\$10,558	\$10,558
97	0	1	\$200	\$627	1	\$1,925	2	\$2,125	\$2,553
98	0	0	\$0	\$0	1	\$1,925	1	\$1,925	\$1,925
Unk	0	2	\$2,870	\$1,255	0	\$0	2	\$2,870	\$1,255
<b>62+</b>	<b>47</b>	<b>322</b>	<b>\$424,545</b>	<b>\$252,491</b>	<b>1,196</b>	<b>\$1,859,933</b>	<b>1,518</b>	<b>\$2,284,478</b>	<b>\$2,112,424</b>
<b>65+</b>	<b>41</b>	<b>282</b>	<b>\$372,564</b>	<b>\$222,136</b>	<b>1,068</b>	<b>\$1,693,736</b>	<b>1,350</b>	<b>\$2,066,299</b>	<b>\$1,915,872</b>
<b>Total</b>	<b>57</b>	<b>1,737</b>	<b>\$2,200,796</b>	<b>\$1,383,936</b>	<b>2,927</b>	<b>\$4,034,705</b>	<b>4,664</b>	<b>\$6,235,501</b>	<b>\$5,418,640</b>
<b>Average Per Month</b>			<b>\$1,267</b>	<b>\$797</b>		<b>\$1,378</b>		<b>\$1,337</b>	<b>\$1,162</b>

There are some annuitants with a full DIC offset whose SBP pay before the offset is unknown. They are included in these totals and their monthly SBP pay is estimated.

**Survivor Benefit Plan (SBP) Participation Rates of  
Military Retirees as of September 30, 2015**

	<u>Army</u>	<u>Navy</u>	<u>Marines</u>	<u>Air Force</u>	<u>Total</u>
Non Disabled Enlisted (No Reserves)	61%	50%	42%	62%	57%
Non Disabled Officers (No Reserves)	76%	69%	62%	77%	74%
Disabled Enlisted	62%	49%	35%	53%	55%
Disabled Officers	64%	58%	51%	63%	62%
Reserve Ret Enlisted	93%	87%	90%	89%	91%
Reserve Ret Officers	91%	89%	88%	88%	90%
All Enlisted	68%	53%	41%	65%	62%
All Officers	80%	74%	66%	78%	78%
Male Retirees	73%	59%	48%	69%	67%
Female Retirees	61%	45%	43%	58%	56%
All	72%	58%	48%	68%	66%

**Military Retirees as of September 30, 2014**

	<u>Army</u>	<u>Navy</u>	<u>Marines</u>	<u>Air Force</u>	<u>Total</u>
Non Disabled Enlisted (No Reserves)	60%	50%	41%	62%	57%
Non Disabled Officers (No Reserves)	76%	69%	62%	77%	74%
Disabled Enlisted	59%	48%	34%	52%	53%
Disabled Officers	63%	59%	51%	63%	61%
Reserve Ret Enlisted	93%	87%	89%	89%	91%
Reserve Ret Officers	91%	90%	88%	88%	90%
All Enlisted	68%	53%	40%	64%	61%
All Officers	80%	74%	65%	78%	78%
Male Retirees	72%	59%	47%	69%	66%
Female Retirees	60%	45%	42%	58%	55%
All	71%	58%	47%	68%	66%

Participants include retirees who have a current SBP election or who, due to the loss of an eligible beneficiary, are not currently paying an SBP premium.

The denominator of the participation rate excludes retirees who have never had an eligible spouse or child beneficiary.



**Survivor Benefit Plan (SBP) Participation Rates of  
Military Personnel Who Retired During Fiscal Year 2015**

	<u>Army</u>	<u>Navy</u>	<u>Marines</u>	<u>Air Force</u>	<u>Total</u>
Non Disabled Enlisted (No Reserves)	75%	62%	61%	78%	72%
Non Disabled Officers (No Reserves)	77%	71%	68%	79%	76%
Disabled Enlisted	75%	71%	58%	71%	73%
Disabled Officers	74%	69%	66%	77%	74%
Reserve Ret Enlisted	94%	90%	94%	89%	92%
Reserve Ret Officers	91%	89%	92%	87%	90%
All Enlisted	79%	68%	61%	79%	76%
All Officers	80%	77%	71%	81%	79%
Male Retirees	81%	73%	65%	82%	78%
Female Retirees	71%	60%	50%	68%	67%
All	79%	71%	64%	80%	77%

**Military Personnel Who Retired During Fiscal Year 2014**

	<u>Army</u>	<u>Navy</u>	<u>Marines</u>	<u>Air Force</u>	<u>Total</u>
Non Disabled Enlisted (No Reserves)	77%	64%	62%	76%	73%
Non Disabled Officers (No Reserves)	79%	73%	71%	81%	78%
Disabled Enlisted	78%	75%	58%	71%	75%
Disabled Officers	77%	67%	68%	67%	75%
Reserve Ret Enlisted	95%	90%	98%	89%	93%
Reserve Ret Officers	92%	88%	91%	87%	90%
All Enlisted	81%	69%	62%	78%	77%
All Officers	83%	79%	74%	82%	81%
Male Retirees	83%	74%	66%	81%	80%
Female Retirees	71%	60%	48%	69%	68%
All	82%	72%	65%	79%	78%

Participants include retirees who have a current SBP election or who, due to the loss of an eligible beneficiary, are not currently paying an SBP premium.

The denominator of the participation rate excludes retirees who have never had an eligible spouse or child beneficiary.

**Ratio of Base Amount Selected for SBP to Gross Retired Pay for  
Military Retirees as of September 30, 2015**

	<u>Army</u>	<u>Navy</u>	<u>Marines</u>	<u>Air Force</u>	<u>Total</u>
Non Disabled Enlisted (No Reserves)	87%	88%	91%	83%	86%
Non Disabled Officers (No Reserves)	82%	82%	82%	77%	80%
Disabled Enlisted	98%	94%	98%	94%	97%
Disabled Officers	93%	86%	87%	90%	91%
Reserve Ret Enlisted	100%	99%	99%	100%	100%
Reserve Ret Officers	99%	98%	98%	98%	99%
All Enlisted	91%	89%	92%	85%	89%
All Officers	87%	85%	84%	80%	84%
Male Retirees	89%	87%	88%	82%	86%
Female Retirees	91%	92%	94%	87%	90%
All	89%	87%	88%	83%	86%

**Military Retirees as of September 30, 2014**

	<u>Army</u>	<u>Navy</u>	<u>Marines</u>	<u>Air Force</u>	<u>Total</u>
Non Disabled Enlisted (No Reserves)	86%	88%	90%	82%	85%
Non Disabled Officers (No Reserves)	82%	82%	82%	76%	80%
Disabled Enlisted	97%	93%	98%	94%	96%
Disabled Officers	92%	85%	87%	90%	90%
Reserve Ret Enlisted	100%	99%	99%	100%	100%
Reserve Ret Officers	99%	97%	98%	98%	98%
All Enlisted	90%	89%	92%	85%	88%
All Officers	86%	85%	83%	79%	83%
Male Retirees	88%	87%	87%	82%	86%
Female Retirees	90%	92%	93%	86%	89%
All	88%	87%	87%	82%	86%

**Ratio of Base Amount Selected for SBP to Gross Retired Pay for  
Military Personnel Who Retired During Fiscal Year 2015**

	<u>Army</u>	<u>Navy</u>	<u>Marines*</u>	<u>Air Force</u>	<u>Total</u>
Non Disabled Enlisted (No Reserves)	99%	99%	101%	99%	99%
Non Disabled Officers (No Reserves)	95%	96%	98%	95%	96%
Disabled Enlisted	99%	99%	99%	98%	98%
Disabled Officers	97%	99%	98%	96%	97%
Reserve Ret Enlisted	100%	99%	98%	100%	100%
Reserve Ret Officers	99%	99%	98%	99%	99%
All Enlisted	99%	99%	101%	99%	99%
All Officers	96%	97%	98%	96%	96%
Male Retirees	98%	98%	100%	98%	98%
Female Retirees	97%	98%	100%	97%	97%
All	98%	98%	100%	97%	98%

**Military Personnel Who Retired During Fiscal Year 2014**

	<u>Army</u>	<u>Navy*</u>	<u>Marines</u>	<u>Air Force</u>	<u>Total</u>
Non Disabled Enlisted (No Reserves)	98%	101%	100%	99%	99%
Non Disabled Officers (No Reserves)	95%	97%	97%	95%	95%
Disabled Enlisted	99%	99%	100%	98%	99%
Disabled Officers	97%	99%	100%	96%	97%
Reserve Ret Enlisted	100%	99%	99%	99%	100%
Reserve Ret Officers	99%	99%	99%	99%	99%
All Enlisted	99%	100%	100%	99%	99%
All Officers	96%	98%	97%	95%	96%
Male Retirees	97%	99%	99%	97%	98%
Female Retirees	97%	97%	99%	97%	97%
All	97%	99%	99%	97%	98%

\*A ratio of greater than 100% is due to the number of retirees choosing CSB/Redux.  
If the member elects CSB/Redux and is subject to a penalty for service under 30 years in the calculation of retired pay, the maximum base amount is equal to the full retired pay without the penalty.

## SBP Participation Rates for Those Retiring in Fiscal Years 1991 - 2015

	---- ARMY ----			---- NAVY ----			---- MARINES ----			---- AIR FORCE ----			---- ALL DOD ----		
	Enlisted	Officers	Both	Enlisted	Officers	Both	Enlisted	Officers	Both	Enlisted	Officers	Both	Enlisted	Officers	Both
1991	55%	74%	61%	44%	69%	52%	32%	65%	42%	64%	76%	67%	55%	73%	60%
1992	52%	74%	58%	46%	70%	53%	33%	58%	42%	63%	77%	67%	53%	73%	59%
1993	53%	74%	60%	43%	69%	49%	31%	64%	41%	62%	75%	65%	52%	73%	58%
1994	53%	70%	57%	55%	74%	61%	36%	61%	42%	66%	79%	69%	57%	73%	62%
1995	63%	81%	67%	55%	75%	59%	47%	65%	51%	62%	77%	65%	60%	77%	64%
1996	68%	80%	72%	53%	72%	57%	45%	66%	50%	70%	80%	73%	63%	78%	67%
1997	68%	82%	72%	54%	73%	59%	45%	63%	50%	74%	84%	77%	65%	79%	69%
1998	71%	83%	74%	55%	76%	60%	47%	67%	52%	75%	83%	77%	67%	80%	70%
1999	72%	83%	75%	54%	73%	58%	49%	66%	53%	74%	83%	76%	66%	80%	69%
2000	72%	81%	74%	57%	75%	61%	47%	68%	53%	73%	82%	75%	67%	79%	70%
2001	71%	80%	73%	51%	72%	56%	48%	64%	52%	72%	79%	73%	65%	77%	68%
2002	75%	83%	77%	52%	75%	58%	49%	63%	52%	74%	82%	76%	67%	79%	70%
2003	78%	84%	80%	53%	76%	59%	49%	69%	54%	75%	82%	76%	69%	81%	72%
2004	76%	83%	78%	58%	74%	61%	56%	72%	60%	77%	81%	78%	71%	80%	73%
2005	79%	83%	80%	58%	75%	63%	60%	74%	64%	79%	81%	80%	73%	80%	75%
2006	80%	85%	81%	62%	77%	66%	63%	73%	66%	80%	84%	81%	75%	82%	77%
2007	83%	87%	84%	63%	77%	67%	67%	74%	69%	81%	84%	82%	78%	83%	79%
2008	85%	86%	85%	66%	75%	68%	68%	75%	70%	81%	82%	82%	79%	82%	80%
2009	86%	87%	86%	70%	79%	72%	71%	72%	71%	82%	85%	83%	81%	84%	81%
2010	85%	88%	86%	67%	78%	70%	69%	74%	70%	82%	86%	83%	80%	85%	81%
2011	85%	86%	85%	70%	77%	72%	71%	78%	73%	82%	85%	82%	80%	83%	81%
2012	83%	85%	83%	70%	78%	72%	83%	75%	70%	81%	82%	82%	79%	82%	80%
2013	81%	83%	81%	72%	81%	75%	69%	80%	72%	83%	85%	83%	79%	83%	80%
2014	81%	83%	82%	69%	79%	72%	62%	74%	65%	78%	82%	79%	77%	81%	78%
2015	79%	80%	79%	68%	77%	71%	61%	71%	64%	79%	81%	80%	76%	79%	77%

## Ratio of Base Amount Selected for SBP to Gross Pay for Those Retiring in Fiscal Years 1991 - 2015

	---- ARMY ----			---- NAVY ----			---- MARINES ----			---- AIR FORCE ----			---- ALL DOD ----		
	Enlisted	Officers	Both	Enlisted	Officers	Both	Enlisted	Officers	Both	Enlisted	Officers	Both	Enlisted	Officers	Both
1991	85%	82%	84%	83%	78%	80%	87%	82%	84%	80%	74%	77%	82%	78%	80%
1992	84%	81%	82%	86%	81%	83%	84%	78%	80%	80%	74%	77%	83%	78%	80%
1993	84%	79%	81%	86%	83%	84%	84%	76%	79%	80%	74%	77%	83%	78%	80%
1994	84%	79%	82%	88%	80%	83%	91%	79%	84%	80%	73%	77%	85%	84%	84%
1995	84%	81%	83%	90%	81%	86%	91%	80%	85%	81%	73%	78%	84%	78%	82%
1996	85%	81%	83%	91%	84%	88%	89%	77%	82%	79%	73%	76%	84%	79%	82%
1997	86%	82%	84%	91%	85%	88%	90%	79%	84%	80%	75%	78%	85%	80%	83%
1998	87%	84%	85%	91%	85%	88%	93%	81%	87%	84%	77%	81%	86%	82%	84%
1999	88%	85%	86%	93%	87%	90%	93%	85%	89%	85%	78%	82%	88%	83%	86%
2000	88%	85%	86%	93%	88%	90%	94%	84%	88%	86%	78%	82%	89%	83%	86%
2001	89%	84%	86%	93%	88%	90%	93%	83%	88%	86%	78%	83%	89%	83%	86%
2002	89%	86%	88%	93%	89%	91%	92%	84%	88%	87%	82%	85%	89%	86%	88%
2003	90%	87%	89%	94%	90%	92%	93%	90%	92%	85%	81%	83%	89%	86%	87%
2004	90%	87%	89%	94%	91%	93%	93%	88%	90%	86%	82%	84%	90%	86%	88%
2005	91%	89%	90%	96%	93%	94%	94%	88%	91%	87%	87%	87%	89%	86%	87%
2006	92%	92%	92%	97%	94%	95%	95%	92%	94%	90%	88%	89%	93%	91%	92%
2007	94%	93%	94%	97%	96%	97%	95%	94%	95%	93%	91%	92%	94%	93%	94%
2008	96%	95%	95%	99%	95%	97%	99%	96%	97%	93%	93%	93%	95%	94%	95%
2009	98%	95%	96%	100%	96%	98%	98%	96%	97%	95%	93%	94%	97%	95%	96%
2010	97%	95%	96%	99%	96%	98%	98%	96%	97%	95%	93%	94%	97%	95%	96%
2011	98%	95%	97%	100%	97%	99%	99%	96%	98%	96%	94%	95%	97%	95%	96%
2012	98%	95%	97%	100%	96%	98%	100%	99%	99%	97%	94%	96%	98%	95%	97%
2013	99%	96%	98%	101%	98%	99%	101%	98%	99%	99%	96%	98%	99%	97%	98%
2014	99%	96%	97%	100%	98%	99%	100%	97%	99%	99%	95%	97%	99%	96%	98%
2015	99%	96%	98%	99%	97%	98%	101%	98%	100%	99%	96%	97%	99%	96%	98%

A ratio of greater than 100% is due to the number of retirees choosing CSB/Redux.  
 NOTE: Use caution when computing historical trends. Some annual changes are due to data reporting differences.  
 2012 rates start a new methodology.

## Estimated SBP Costs To Retirees And Benefit Payments To Surviving Retiree Families For Fiscal Years 1973-2015 - Excludes RSFPP (Payments in Thousands)

	----- Cost to Retirees -----				----- Payments to Surviving Families -----								
	Average Number Making SBP Payments	Average Number with SBP Paid Up	Fiscal Year Cost to Retirees	Cumulative Cost to Retirees	----- All SBP Including SSIA -----			----- Survivors Receiving SBP Benefit -----			----- SBP Exc Min Inc & DOAD -----		
					Average Number Of Surviving Families Receiving Annuities	Fiscal Year Payments to Families	Cumulative Payments to Families	Average Number Of Surviving Families Receiving Annuities	Fiscal Year Payments to Families	Cumulative Payments to Families	Average Number Of Surviving Families Receiving Annuities	Fiscal Year Payments to Families	Cumulative Payments to Families
1973	129,963		\$36,145	\$36,145	1,950	\$5,700	\$5,700	1,950	\$5,700	\$5,700	438	\$1,295	\$1,295
1974	367,134		\$111,974	\$148,119	6,725	\$19,661	\$25,361	6,725	\$19,661	\$25,361	5,490	\$16,052	\$17,347
1975	496,368		\$177,593	\$325,712	14,281	\$41,751	\$67,112	14,281	\$41,751	\$67,112	10,345	\$36,255	\$53,602
1976	533,507		\$226,726	\$552,438	20,852	\$66,899	\$134,011	20,852	\$66,899	\$134,011	16,655	\$61,181	\$114,783
1977	558,052		\$338,736	\$891,174	29,907	\$99,676	\$233,687	29,907	\$99,676	\$233,687	23,658	\$90,660	\$205,443
1978	576,464		\$311,088	\$1,202,262	35,017	\$128,863	\$362,550	35,017	\$128,863	\$362,550	30,735	\$120,645	\$326,088
1979	601,544		\$362,604	\$1,564,866	41,581	\$167,469	\$530,019	41,581	\$167,469	\$530,019	37,331	\$157,810	\$483,898
1980	624,463		\$429,662	\$1,994,528	48,797	\$223,165	\$753,184	48,797	\$223,165	\$753,184	44,574	\$211,535	\$695,433
1981	638,168		\$500,754	\$2,495,282	56,765	\$292,913	\$1,046,097	56,765	\$292,913	\$1,046,097	52,324	\$277,735	\$973,168
1982	668,872		\$570,505	\$3,065,787	62,947	\$350,311	\$1,396,408	62,947	\$350,311	\$1,396,408	58,140	\$329,981	\$1,303,149
1983	755,159		\$652,536	\$3,718,323	68,930	\$406,887	\$1,803,295	68,930	\$406,887	\$1,803,295	64,020	\$386,792	\$1,689,941
1984	761,427		\$664,993	\$4,383,316	77,284	\$460,955	\$2,264,250	77,284	\$460,955	\$2,264,250	72,399	\$441,324	\$2,131,265
1985	767,623		\$686,997	\$5,070,313	87,329	\$515,788	\$2,780,038	87,329	\$515,788	\$2,780,038	82,521	\$496,561	\$2,627,826
1986	772,355		\$686,555	\$5,756,868	97,525	\$573,940	\$3,353,978	97,525	\$573,940	\$3,353,978	92,857	\$555,546	\$3,183,372
1987	775,581		\$691,442	\$6,448,310	108,395	\$627,986	\$3,981,964	108,395	\$627,986	\$3,981,964	103,853	\$609,783	\$3,793,155
1988	781,323		\$717,655	\$7,165,965	119,885	\$704,853	\$4,686,817	119,885	\$704,853	\$4,686,817	115,447	\$686,491	\$4,479,646
1989	792,765		\$746,627	\$7,912,592	130,455	\$791,170	\$5,477,987	130,455	\$791,170	\$5,477,987	126,119	\$772,233	\$5,251,879
1990	801,809		\$708,000	\$8,620,592	141,119	\$883,457	\$6,361,444	141,119	\$883,457	\$6,361,444	136,903	\$863,784	\$6,115,663
1991	809,955		\$691,816	\$9,312,408	151,583	\$989,282	\$7,350,726	151,583	\$989,282	\$7,350,726	147,465	\$968,851	\$7,084,514
1992	824,037		\$722,157	\$10,034,565	162,139	\$1,083,409	\$8,434,135	162,139	\$1,083,409	\$8,434,135	158,133	\$1,063,118	\$8,147,632
1993	863,204		\$822,955	\$10,857,520	172,425	\$1,177,185	\$9,611,320	172,425	\$1,177,185	\$9,611,320	168,527	\$1,156,845	\$9,304,477
1994	886,662		\$878,499	\$11,736,019	182,484	\$1,272,172	\$10,883,492	182,484	\$1,272,172	\$10,883,492	178,780	\$1,251,511	\$10,555,988
1995	899,868		\$897,274	\$12,633,293	192,480	\$1,365,805	\$12,249,297	192,480	\$1,365,805	\$12,249,297	188,809	\$1,339,725	\$11,895,713
1996	911,124		\$916,559	\$13,549,852	203,149	\$1,466,733	\$13,716,030	203,149	\$1,466,733	\$13,716,030	199,664	\$1,446,432	\$13,342,145
1997	916,860		\$936,764	\$14,486,616	212,726	\$1,570,632	\$15,286,662	212,726	\$1,570,632	\$15,286,662	209,551	\$1,549,767	\$14,891,912
1998	922,183		\$951,813	\$15,438,429	221,154	\$1,652,227	\$16,938,889	221,154	\$1,652,227	\$16,938,889	218,186	\$1,633,842	\$16,525,754
1999	923,481		\$955,618	\$16,394,047	229,292	\$1,720,042	\$18,658,931	229,292	\$1,720,042	\$18,658,931	226,420	\$1,702,235	\$18,227,989
2000	919,121		\$968,357	\$17,362,404	237,242	\$1,802,503	\$20,461,434	237,242	\$1,802,503	\$20,461,434	234,483	\$1,785,179	\$20,013,168
2001	920,934		\$994,743	\$18,357,147	241,609	\$1,917,434	\$22,378,868	241,609	\$1,917,434	\$22,378,868	238,880	\$1,899,928	\$21,913,096
2002	919,401		\$1,012,177	\$19,369,324	254,332	\$2,024,308	\$24,403,176	254,332	\$2,024,308	\$24,403,176	251,679	\$2,006,616	\$23,919,712
2003	921,117		\$1,054,718	\$20,424,042	254,124	\$2,050,771	\$26,453,947	254,124	\$2,050,771	\$26,453,947	251,559	\$2,033,255	\$25,952,967
2004	926,081		\$1,077,290	\$21,501,332	264,239	\$2,145,596	\$28,599,543	264,239	\$2,145,596	\$28,599,543	259,936	\$2,122,422	\$28,075,389
2005	935,824		\$1,101,562	\$22,602,894	269,831	\$2,224,890	\$30,824,433	269,831	\$2,224,890	\$30,824,433	264,446	\$2,196,603	\$30,271,992
2006	946,732		\$1,158,982	\$23,761,876	275,633	\$2,560,532	\$33,384,965	275,633	\$2,560,532	\$33,384,965	269,413	\$2,525,351	\$32,797,343
2007	964,414		\$1,207,162	\$24,969,038	279,947	\$2,886,828	\$36,271,793	279,947	\$2,886,828	\$36,271,793	272,872	\$2,842,944	\$35,640,287
2008	979,777		\$1,253,157	\$26,222,195	283,318	\$3,239,325	\$39,511,118	283,318	\$3,239,325	\$39,511,118	275,190	\$3,183,522	\$38,823,809
2009	874,613	132,512	\$1,117,848	\$27,340,043	317,292	\$3,606,197	\$43,117,315	286,425	\$3,573,341	\$43,084,459	277,323	\$3,505,342	\$42,329,151
2010	879,613	134,743	\$1,140,287	\$28,480,330	319,612	\$3,665,365	\$46,782,679	288,384	\$3,625,782	\$46,710,241	278,713	\$3,551,023	\$45,880,174
2011	888,834	137,062	\$1,162,385	\$29,642,715	322,233	\$3,672,341	\$50,455,020	288,843	\$3,624,448	\$50,334,689	278,714	\$3,544,475	\$49,424,649
2012	889,557	146,751	\$1,207,810	\$30,850,525	323,522	\$3,783,297	\$54,238,317	289,357	\$3,727,412	\$54,062,101	278,693	\$3,639,510	\$53,064,159
2013	892,517	151,041	\$1,247,563	\$32,098,088	323,903	\$3,829,963	\$58,068,280	288,290	\$3,765,443	\$57,827,544	277,275	\$3,671,324	\$56,735,483
2014	908,326	149,291	\$1,302,951	\$33,401,039	323,511	\$3,889,834	\$61,958,114	286,571	\$3,779,551	\$61,607,095	275,383	\$3,681,023	\$60,416,506
2015	927,196	146,512	\$1,367,743	\$34,768,782	322,869	\$3,943,558	\$65,901,672	284,633	\$3,793,157	\$65,400,252	273,367	\$3,690,421	\$64,106,927

\*Fiscal years 74-76 are July to June. Fiscal Year 77 is July to September (15 months). Fiscal Years 78-Present are October to September.  
 For Fiscal Years 1974-1979, only end month data was available. The estimate is the average of the end month and the previous year end month multiplied by 12.  
 For Fiscal Years 1980-1989 and 1991-2002, costs and counts of people are estimated by multiplying the midpoint of the fiscal year, March by 12.  
 For Fiscal Year 1990, legislation significantly reducing SBP costs to retirees became effective March 1, 1990. Figures for FY90 were estimated by multiplying the December numbers by 5 and the June numbers by 7 and adding.  
 For Fiscal Year 2003 and forward, costs and counts of people are obtained by looking at each monthly file during the year and averaging or adding.  
 SSIA payments began in FY2009. Count and dollar amounts before FY2009 do not include SSIA survivors.  
 Beginning in Fiscal Year 2009, retirees could have an SBP beneficiary and not be paying premiums.  
 Number with SBP Paid Up does not include those who do not have a current beneficiary.

## Military Retirees as of September 30, 2015 by Age and Survivor Benefit Election

AGE	OFFICERS					RSFPP					SBP				
	TOTAL RETIRED	RSFPP ONLY	SBP ONLY	BOTH	*NEITHER	TOTAL	SPOUSE	CHILD	SPOUSE/	TOTAL	SPOUSE	CHILD	SPOUSE/	INSURE INTEREST	NO ELIG BENEF
						RSFPP	ONLY	ONLY	CHILD		ONLY	ONLY	CHILD		
17	0	0	0	0	0	0	0	0	0	0	0	0	0	0	0
18	0	0	0	0	0	0	0	0	0	0	0	0	0	0	0
19	0	0	0	0	0	0	0	0	0	0	0	0	0	0	0
20	0	0	0	0	0	0	0	0	0	0	0	0	0	0	0
21	0	0	0	0	0	0	0	0	0	0	0	0	0	0	0
22	0	0	0	0	0	0	0	0	0	0	0	0	0	0	0
23	1	0	0	0	1	0	0	0	0	0	0	0	0	0	0
24	14	0	2	0	12	0	0	0	0	2	2	0	0	0	0
25	38	0	10	0	28	0	0	0	0	10	7	1	2	0	0
26	48	0	7	0	41	0	0	0	0	7	4	1	1	1	0
27	75	0	21	0	54	0	0	0	0	21	15	1	3	2	0
28	109	0	25	0	84	0	0	0	0	25	14	1	6	1	3
29	121	0	35	0	86	0	0	0	0	35	19	3	11	0	2
30	172	0	54	0	118	0	0	0	0	54	30	6	12	1	5
31	182	0	67	0	115	0	0	0	0	67	26	6	29	0	6
32	245	0	96	0	149	0	0	0	0	96	44	10	37	0	5
33	266	0	110	0	156	0	0	0	0	110	44	18	43	0	5
34	254	0	121	0	133	0	0	0	0	121	49	21	44	0	7
35	326	0	149	0	177	0	0	0	0	149	51	25	64	0	9
36	318	0	160	0	158	0	0	0	0	160	56	25	71	1	7
37	381	0	203	0	178	0	0	0	0	203	53	39	95	1	15
38	544	0	313	0	231	0	0	0	0	313	87	60	151	0	15
39	694	0	407	0	287	0	0	0	0	407	100	86	209	0	12
40	938	0	612	0	326	0	0	0	0	612	161	136	301	0	14
41	1,170	0	752	0	418	0	0	0	0	752	190	165	382	0	15
42	1,838	0	1,242	0	596	0	0	0	0	1,242	309	244	660	1	28
43	2,625	0	1,748	0	877	0	0	0	0	1,748	430	343	935	2	38
44	3,521	0	2,376	0	1,145	0	0	0	0	2,376	553	500	1,264	0	59
45	4,293	0	2,890	0	1,403	0	0	0	0	2,890	693	537	1,581	2	77
46	4,748	0	3,237	0	1,511	0	0	0	0	3,237	842	567	1,717	0	111
47	5,182	0	3,569	0	1,613	0	0	0	0	3,569	920	598	1,904	2	145
48	5,893	0	4,117	0	1,776	0	0	0	0	4,117	1,094	657	2,179	2	185
49	6,643	0	4,648	0	1,995	0	0	0	0	4,648	1,338	719	2,398	3	190
50	7,281	0	4,989	0	2,292	0	0	0	0	4,989	1,514	770	2,479	0	226
51	8,441	0	5,830	0	2,611	0	0	0	0	5,830	2,014	841	2,638	3	334
52	8,503	0	5,909	0	2,594	0	0	0	0	5,909	2,246	786	2,540	3	334
53	8,523	0	5,890	0	2,633	0	0	0	0	5,890	2,544	673	2,271	3	399
54	8,984	0	6,187	0	2,797	0	0	0	0	6,187	2,812	712	2,156	2	505
55	8,970	0	6,131	0	2,839	0	0	0	0	6,131	3,116	625	1,827	2	561
56	9,349	0	6,323	0	3,026	0	0	0	0	6,323	3,449	570	1,582	0	722
57	9,777	0	6,585	0	3,192	0	0	0	0	6,585	3,963	544	1,272	3	803
58	10,401	0	6,900	0	3,501	0	0	0	0	6,900	4,421	472	1,105	1	901
59	10,680	0	7,137	0	3,543	0	0	0	0	7,137	4,770	422	907	4	1,034
60	15,186	0	10,662	0	4,524	0	0	0	0	10,662	7,849	512	1,150	22	1,129
61	15,771	0	10,991	0	4,780	0	0	0	0	10,991	8,324	484	998	26	1,159
62	16,485	0	11,586	0	4,899	0	0	0	0	11,586	8,994	391	886	26	1,289
63	16,558	0	11,640	0	4,918	0	0	0	0	11,640	9,246	374	680	24	1,316
64	16,518	0	11,614	0	4,904	0	0	0	0	11,614	9,394	300	548	45	1,327
65	17,448	0	12,521	0	4,927	0	0	0	0	12,521	10,289	269	458	26	1,479
66	19,872	0	14,409	0	5,463	0	0	0	0	14,409	11,936	261	448	46	1,718

## Military Retirees as of September 30, 2015 by Age and Survivor Benefit Election

AGE	OFFICERS						RSFPP					SBP				
	TOTAL RETIRED	RSFPP ONLY	SBP ONLY	BOTH	*NEITHER		TOTAL	SPOUSE	CHILD	SPOUSE/	TOTAL	SPOUSE	CHILD	SPOUSE/	INSURE	NO ELIG
							RSFPP	ONLY	ONLY	CHILD		ONLY	ONLY	INTEREST	BENEF	
67	20,872	0	15,342	0	5,530	0	0	0	0	15,342	12,934	266	378	28	1,736	
68	24,255	0	17,941	1	6,313	1	1	0	0	17,942	15,127	309	373	27	2,106	
69	18,913	0	14,087	0	4,826	0	0	0	0	14,087	11,857	212	255	38	1,725	
70	16,595	0	12,401	1	4,193	1	1	0	0	12,402	10,414	187	210	23	1,568	
71	15,997	0	12,005	0	3,992	0	0	0	0	12,005	10,060	199	179	26	1,541	
72	16,770	0	12,337	0	4,433	0	0	0	0	12,337	10,328	188	169	20	1,632	
73	14,167	0	10,374	0	3,793	0	0	0	0	10,374	8,628	162	125	27	1,432	
74	13,118	0	9,394	0	3,724	0	0	0	0	9,394	7,698	140	103	18	1,435	
75	12,703	0	9,202	1	3,500	1	0	0	1	9,203	7,542	137	96	15	1,413	
76	12,002	0	8,845	0	3,157	0	0	0	0	8,845	7,331	114	80	15	1,305	
77	11,612	0	8,485	1	3,126	1	0	0	1	8,486	6,937	122	85	23	1,319	
78	10,894	0	8,069	0	2,825	0	0	0	0	8,069	6,600	109	87	10	1,263	
79	10,298	0	7,631	1	2,666	1	0	0	1	7,632	6,170	116	98	14	1,234	
80	10,099	0	7,696	3	2,400	3	0	1	2	7,699	6,162	109	77	10	1,341	
81	9,708	3	7,505	2	2,198	5	2	0	3	7,507	5,984	103	61	12	1,347	
82	9,380	5	7,305	15	2,055	20	7	1	12	7,320	5,741	103	66	13	1,397	
83	8,855	7	6,939	20	1,889	27	2	5	20	6,959	5,477	91	67	14	1,310	
84	8,460	10	6,714	40	1,696	50	11	9	30	6,754	5,204	89	47	8	1,406	
85	8,062	11	6,404	32	1,615	43	9	2	32	6,436	4,838	101	53	19	1,425	
86	6,681	19	5,372	54	1,236	73	10	12	51	5,426	4,057	57	66	7	1,239	
87	4,999	15	4,001	46	937	61	18	6	37	4,047	2,916	68	65	8	990	
88	3,312	7	2,658	36	611	43	15	3	25	2,694	1,893	43	31	6	721	
89	3,111	9	2,512	53	537	62	23	6	33	2,565	1,765	38	36	4	722	
90	3,428	15	2,829	64	520	79	21	5	53	2,893	1,937	57	30	5	864	
91	3,459	23	2,823	64	549	87	27	5	55	2,887	1,838	36	41	7	965	
92	3,093	7	2,534	46	506	53	16	4	33	2,580	1,644	26	30	7	873	
93	2,865	20	2,294	56	495	76	17	5	54	2,350	1,442	17	30	3	858	
94	2,480	12	2,027	35	406	47	7	10	30	2,062	1,197	29	24	3	809	
95	1,949	5	1,576	37	331	42	17	4	21	1,613	916	25	20	4	648	
96	1,256	9	1,029	15	203	24	8	3	13	1,044	568	3	8	2	463	
97	917	1	759	17	140	18	9	1	8	776	427	2	10	0	337	
98	526	0	432	9	85	9	4	1	4	441	245	2	3	0	191	
99	300	0	250	4	46	4	2	0	2	254	140	1	2	0	111	
100+	346	1	296	3	46	4	1	0	3	299	141	2	2	1	153	
UNK	3	0	1	0	2	0	0	0	0	1	0	0	0	0	1	
<b>TOT</b>	<b>540,871</b>	<b>179</b>	<b>392,344</b>	<b>656</b>	<b>147,692</b>	<b>835</b>	<b>228</b>	<b>83</b>	<b>524</b>	<b>393,000</b>	<b>280,170</b>	<b>17,038</b>	<b>41,051</b>	<b>672</b>	<b>54,069</b>	

\* Neither includes 33,393 retirees who never had an eligible spouse or child beneficiary.

## Military Retirees as of September 30, 2015 by Age and Survivor Benefit Election

AGE	ENLISTED					RSFPP					SBP				
	TOTAL RETIRED	RSFPP ONLY	SBP ONLY	BOTH	*NEITHER	TOTAL	SPOUSE	CHILD	SPOUSE/	TOTAL	SPOUSE	CHILD	SPOUSE/	INSURE INTEREST	NO ELIG BENEF
						RSFPP	ONLY	ONLY	CHILD		ONLY	ONLY	CHILD		
17	0	0	0	0	0	0	0	0	0	0	0	0	0	0	0
18	1	0	0	0	1	0	0	0	0	0	0	0	0	0	0
19	30	0	9	0	21	0	0	0	0	9	9	0	0	0	0
20	137	0	38	0	99	0	0	0	0	38	33	1	3	1	0
21	444	0	142	0	302	0	0	0	0	142	122	3	13	3	1
22	918	0	310	0	608	0	0	0	0	310	254	8	33	8	7
23	1,532	0	553	0	979	0	0	0	0	553	384	41	110	5	13
24	2,259	0	882	0	1,377	0	0	0	0	882	588	66	185	14	29
25	3,052	0	1,309	0	1,743	0	0	0	0	1,309	837	98	321	6	47
26	3,708	0	1,683	0	2,025	0	0	0	0	1,683	971	167	460	8	77
27	4,305	0	2,030	0	2,275	0	0	0	0	2,030	1,095	196	635	16	88
28	5,017	0	2,536	0	2,481	0	0	0	0	2,536	1,316	259	834	13	114
29	5,671	0	2,969	0	2,702	0	0	0	0	2,969	1,454	332	1,057	11	115
30	6,028	0	3,256	0	2,772	0	0	0	0	3,256	1,558	393	1,146	12	147
31	6,005	0	3,380	0	2,625	0	0	0	0	3,380	1,476	476	1,248	6	174
32	6,053	0	3,581	0	2,472	0	0	0	0	3,581	1,488	535	1,398	10	150
33	5,773	0	3,422	0	2,351	0	0	0	0	3,422	1,373	524	1,368	15	142
34	5,554	0	3,271	0	2,283	0	0	0	0	3,271	1,246	538	1,346	13	128
35	5,566	0	3,389	0	2,177	0	0	0	0	3,389	1,209	595	1,447	10	128
36	5,371	0	3,275	0	2,096	0	0	0	0	3,275	1,181	594	1,363	12	125
37	5,033	0	3,161	0	1,872	0	0	0	0	3,161	1,098	599	1,352	1	111
38	5,818	0	3,709	0	2,109	0	0	0	0	3,709	1,213	712	1,661	7	116
39	7,709	0	4,920	0	2,789	0	0	0	0	4,920	1,538	1,033	2,223	13	113
40	10,077	0	6,529	0	3,548	0	0	0	0	6,529	2,137	1,216	3,018	15	143
41	12,242	0	8,038	0	4,204	0	0	0	0	8,038	2,605	1,524	3,704	17	188
42	14,645	0	9,578	0	5,067	0	0	0	0	9,578	3,027	1,860	4,394	13	284
43	17,317	0	11,493	0	5,824	0	0	0	0	11,493	3,577	2,190	5,276	21	429
44	20,711	0	13,478	0	7,233	0	0	0	0	13,478	4,112	2,685	6,068	18	595
45	21,944	0	14,212	0	7,732	0	0	0	0	14,212	4,490	2,665	6,323	32	702
46	22,713	0	14,876	0	7,837	0	0	0	0	14,876	4,806	2,834	6,279	37	920
47	24,983	0	15,833	0	9,150	0	0	0	0	15,833	5,388	2,882	6,330	12	1,221
48	27,131	0	16,879	0	10,252	0	0	0	0	16,879	6,177	3,059	6,099	18	1,526
49	29,997	0	18,556	0	11,441	0	0	0	0	18,556	7,395	3,168	6,176	17	1,800
50	32,860	0	19,676	0	13,184	0	0	0	0	19,676	8,228	3,158	5,945	27	2,318
51	35,974	0	21,258	0	14,716	0	0	0	0	21,258	9,363	3,194	5,704	28	2,969
52	38,175	0	21,910	0	16,265	0	0	0	0	21,910	10,265	2,999	5,204	33	3,409
53	39,578	0	22,285	0	17,293	0	0	0	0	22,285	10,936	2,750	4,369	29	4,201
54	40,960	0	22,163	0	18,797	0	0	0	0	22,163	11,285	2,503	3,682	24	4,669
55	40,699	0	21,754	0	18,945	0	0	0	0	21,754	11,510	2,201	3,005	33	5,005
56	40,386	0	21,267	0	19,119	0	0	0	0	21,267	11,746	1,930	2,440	10	5,141
57	38,780	0	19,842	0	18,938	0	0	0	0	19,842	11,251	1,542	1,852	29	5,168
58	37,810	0	19,244	0	18,566	0	0	0	0	19,244	11,216	1,152	1,572	26	5,278
59	36,614	0	18,251	0	18,363	0	0	0	0	18,251	10,860	953	1,231	19	5,188
60	45,351	0	25,044	0	20,307	0	0	0	0	25,044	16,872	1,367	1,508	138	5,159
61	45,682	0	25,447	0	20,235	0	0	0	0	25,447	17,669	1,134	1,357	105	5,182
62	46,067	0	26,111	0	19,956	0	0	0	0	26,111	18,555	1,068	1,142	120	5,226
63	46,254	0	26,646	0	19,608	0	0	0	0	26,646	19,194	1,040	964	166	5,282
64	44,801	0	25,821	0	18,980	0	0	0	0	25,821	19,313	867	701	155	4,785
65	45,887	3	25,853	0	20,031	3	2	0	1	25,853	19,777	714	671	124	4,567
66	49,583	3	27,911	0	21,669	3	2	0	1	27,911	21,335	682	600	145	5,149



## Military Retirees as of September 30, 2015 by Age and Survivor Benefit Election

AGE	TOTAL RETIRED	ENLISTED				RSFPP				SBP					
		RSFPP ONLY	SBP ONLY	BOTH	*NEITHER	TOTAL RSFPP	SPOUSE ONLY	CHILD ONLY	SPOUSE/ CHILD	TOTAL	SPOUSE ONLY	CHILD ONLY	SPOUSE/ CHILD	INSURE INTEREST	NO ELIG BENEF
		67	50,581	2	28,634	0	21,945	2	1	0	1	28,634	22,027	673	508
68	53,025	5	29,995	0	23,025	5	1	2	2	29,995	23,459	654	516	105	5,261
69	38,926	3	21,884	0	17,039	3	2	0	1	21,884	17,240	437	313	114	3,780
70	32,851	4	18,479	2	14,366	6	4	0	2	18,481	14,378	410	266	84	3,343
71	31,809	3	17,578	0	14,228	3	1	1	1	17,578	13,666	356	185	88	3,283
72	33,719	3	18,245	1	15,470	4	2	1	1	18,246	14,302	336	208	80	3,320
73	30,875	3	16,376	0	14,496	3	1	0	2	16,376	12,647	256	144	60	3,269
74	27,955	0	14,798	0	13,157	0	0	0	0	14,798	11,337	248	128	55	3,030
75	26,687	3	14,453	1	12,230	4	2	0	2	14,454	11,137	186	127	57	2,947
76	26,255	1	14,559	0	11,695	1	0	0	1	14,559	11,223	195	110	35	2,996
77	27,304	3	15,638	0	11,663	3	1	0	2	15,638	11,978	212	148	37	3,263
78	27,056	3	15,680	0	11,373	3	1	1	1	15,680	11,884	180	118	43	3,455
79	25,825	0	15,324	1	10,500	1	0	0	1	15,325	11,498	180	150	28	3,469
80	23,475	17	14,129	8	9,321	25	6	3	16	14,137	10,673	154	101	23	3,186
81	20,949	42	12,368	22	8,517	64	7	11	46	12,390	9,361	114	102	23	2,790
82	19,066	47	11,110	38	7,871	85	13	13	59	11,148	8,301	94	74	18	2,661
83	18,256	62	10,448	69	7,677	131	21	20	90	10,517	7,877	104	67	15	2,454
84	17,161	89	9,939	83	7,050	172	30	26	116	10,022	7,457	78	60	10	2,417
85	16,086	94	9,170	98	6,724	192	33	31	128	9,268	6,748	77	72	21	2,350
86	12,275	74	7,004	87	5,110	161	24	21	116	7,091	5,132	58	39	15	1,847
87	9,250	58	5,327	82	3,783	140	28	19	93	5,409	3,792	52	34	9	1,522
88	6,380	53	3,789	47	2,491	100	22	9	69	3,836	2,612	25	30	9	1,160
89	4,830	35	2,918	47	1,830	82	22	6	54	2,965	1,979	25	19	4	938
90	3,811	33	2,362	28	1,388	61	16	2	43	2,390	1,582	14	10	8	776
91	3,251	29	2,030	34	1,158	63	18	7	38	2,064	1,342	19	16	2	685
92	2,371	21	1,473	28	849	49	16	7	26	1,501	899	9	13	1	579
93	1,851	21	1,166	17	647	38	15	3	20	1,183	702	4	10	2	465
94	1,347	6	845	14	482	20	8	1	11	859	525	4	6	0	324
95	1,029	4	655	3	367	7	2	3	2	658	386	3	8	0	261
96	581	5	360	2	214	7	1	3	3	362	211	2	4	2	143
97	376	0	237	7	132	7	2	1	4	244	132	1	2	0	109
98	189	1	131	0	57	1	0	0	1	131	67	0	0	0	64
99	114	0	63	0	51	0	0	0	0	63	30	0	0	0	33
100+	174	1	95	0	78	1	0	0	1	95	48	0	0	0	47
UNK	8	0	1	0	7	0	0	0	0	1	0	0	0	0	1
<b>TOT</b>	<b>1,588,903</b>	<b>731</b>	<b>905,043</b>	<b>719</b>	<b>682,410</b>	<b>1,450</b>	<b>304</b>	<b>191</b>	<b>955</b>	<b>905,762</b>	<b>560,164</b>	<b>65,667</b>	<b>117,405</b>	<b>2,697</b>	<b>159,829</b>

\* Neither includes 126,829 retirees who never had an eligible spouse or child beneficiary.

## Military Retirees as of September 30, 2015 by Age and Survivor Benefit Election

ALL DOD																			
											RSFPP				SBP				
AGE	TOTAL RETIRED	RSFPP ONLY	SBP ONLY	BOTH	*NEITHER	RSFPP				SBP									
						TOTAL RSFPP	SPOUSE ONLY	CHILD ONLY	SPOUSE/ CHILD	TOTAL	SPOUSE ONLY	CHILD ONLY	SPOUSE/ CHILD	INSURE INTEREST	NO ELIG BENEF				
17	0	0	0	0	0	0	0	0	0	0	0	0	0	0	0				
18	1	0	0	0	1	0	0	0	0	0	0	0	0	0	0				
19	30	0	9	0	21	0	0	0	0	9	9	0	0	0	0				
20	137	0	38	0	99	0	0	0	0	38	33	1	3	1	0				
21	444	0	142	0	302	0	0	0	0	142	122	3	13	3	1				
22	918	0	310	0	608	0	0	0	0	310	254	8	33	8	7				
23	1,533	0	553	0	980	0	0	0	0	553	384	41	110	5	13				
24	2,273	0	884	0	1,389	0	0	0	0	884	590	66	185	14	29				
25	3,090	0	1,319	0	1,771	0	0	0	0	1,319	844	99	323	6	47				
26	3,756	0	1,690	0	2,066	0	0	0	0	1,690	975	168	461	9	77				
27	4,380	0	2,051	0	2,329	0	0	0	0	2,051	1,110	197	638	18	88				
28	5,126	0	2,561	0	2,565	0	0	0	0	2,561	1,330	260	840	14	117				
29	5,792	0	3,004	0	2,788	0	0	0	0	3,004	1,473	335	1,068	11	117				
30	6,200	0	3,310	0	2,890	0	0	0	0	3,310	1,588	399	1,158	13	152				
31	6,187	0	3,447	0	2,740	0	0	0	0	3,447	1,502	482	1,277	6	180				
32	6,298	0	3,677	0	2,621	0	0	0	0	3,677	1,532	545	1,435	10	155				
33	6,039	0	3,532	0	2,507	0	0	0	0	3,532	1,417	542	1,411	15	147				
34	5,808	0	3,392	0	2,416	0	0	0	0	3,392	1,295	559	1,390	13	135				
35	5,892	0	3,538	0	2,354	0	0	0	0	3,538	1,260	620	1,511	10	137				
36	5,689	0	3,435	0	2,254	0	0	0	0	3,435	1,237	619	1,434	13	132				
37	5,414	0	3,364	0	2,050	0	0	0	0	3,364	1,151	638	1,447	2	126				
38	6,362	0	4,022	0	2,340	0	0	0	0	4,022	1,300	772	1,812	7	131				
39	8,403	0	5,327	0	3,076	0	0	0	0	5,327	1,638	1,119	2,432	13	125				
40	11,015	0	7,141	0	3,874	0	0	0	0	7,141	2,298	1,352	3,319	15	157				
41	13,412	0	8,790	0	4,622	0	0	0	0	8,790	2,795	1,689	4,086	17	203				
42	16,483	0	10,820	0	5,663	0	0	0	0	10,820	3,336	2,104	5,054	14	312				
43	19,942	0	13,241	0	6,701	0	0	0	0	13,241	4,007	2,533	6,211	23	467				
44	24,232	0	15,854	0	8,378	0	0	0	0	15,854	4,665	3,185	7,332	18	654				
45	26,237	0	17,102	0	9,135	0	0	0	0	17,102	5,183	3,202	7,904	34	779				
46	27,461	0	18,113	0	9,348	0	0	0	0	18,113	5,648	3,401	7,996	37	1,031				
47	30,165	0	19,402	0	10,763	0	0	0	0	19,402	6,308	3,480	8,234	14	1,366				
48	33,024	0	20,996	0	12,028	0	0	0	0	20,996	7,271	3,716	8,278	20	1,711				
49	36,640	0	23,204	0	13,436	0	0	0	0	23,204	8,733	3,887	8,574	20	1,990				
50	40,141	0	24,665	0	15,476	0	0	0	0	24,665	9,742	3,928	8,424	27	2,544				
51	44,415	0	27,088	0	17,327	0	0	0	0	27,088	11,377	4,035	8,342	31	3,303				
52	46,678	0	27,819	0	18,859	0	0	0	0	27,819	12,511	3,785	7,744	36	3,743				
53	48,101	0	28,175	0	19,926	0	0	0	0	28,175	13,480	3,423	6,640	32	4,600				
54	49,944	0	28,350	0	21,594	0	0	0	0	28,350	14,097	3,215	5,838	26	5,174				
55	49,669	0	27,885	0	21,784	0	0	0	0	27,885	14,626	2,826	4,832	35	5,566				
56	49,735	0	27,590	0	22,145	0	0	0	0	27,590	15,195	2,500	4,022	10	5,863				
57	48,557	0	26,427	0	22,130	0	0	0	0	26,427	15,214	2,086	3,124	32	5,971				
58	48,211	0	26,144	0	22,067	0	0	0	0	26,144	15,637	1,624	2,677	27	6,179				
59	47,294	0	25,388	0	21,906	0	0	0	0	25,388	15,630	1,375	2,138	23	6,222				
60	60,537	0	35,706	0	24,831	0	0	0	0	35,706	24,721	1,879	2,658	160	6,288				
61	61,453	0	36,438	0	25,015	0	0	0	0	36,438	25,993	1,618	2,355	131	6,341				
62	62,552	0	37,697	0	24,855	0	0	0	0	37,697	27,549	1,459	2,028	146	6,515				
63	62,812	0	38,286	0	24,526	0	0	0	0	38,286	28,440	1,414	1,644	190	6,598				
64	61,319	0	37,435	0	23,884	0	0	0	0	37,435	28,707	1,167	1,249	200	6,112				
65	63,335	3	38,374	0	24,958	3	2	0	1	38,374	30,066	983	1,129	150	6,046				
66	69,455	3	42,320	0	27,132	3	2	0	1	42,320	33,271	943	1,048	191	6,867				

## Military Retirees as of September 30, 2015 by Age and Survivor Benefit Election

AGE	ALL DOD						RSFPP				SBP				
	TOTAL RETIRED	RSFPP ONLY	SBP ONLY	BOTH	*NEITHER	TOTAL RSFPP	SPOUSE ONLY	CHILD ONLY	SPOUSE/ CHILD	TOTAL	SPOUSE ONLY	CHILD ONLY	SPOUSE/ CHILD	INSURE INTEREST	NO ELIG BENEF
67	71,453	2	43,976	0	27,475	2	1	0	1	43,976	34,961	939	886	182	7,008
68	77,280	5	47,936	1	29,338	6	2	2	2	47,937	38,586	963	889	132	7,367
69	57,839	3	35,971	0	21,865	3	2	0	1	35,971	29,097	649	568	152	5,505
70	49,446	4	30,880	3	18,559	7	5	0	2	30,883	24,792	597	476	107	4,911
71	47,806	3	29,583	0	18,220	3	1	1	1	29,583	23,726	555	364	114	4,824
72	50,489	3	30,582	1	19,903	4	2	1	1	30,583	24,630	524	377	100	4,952
73	45,042	3	26,750	0	18,289	3	1	0	2	26,750	21,275	418	269	87	4,701
74	41,073	0	24,192	0	16,881	0	0	0	0	24,192	19,035	388	231	73	4,465
75	39,390	3	23,655	2	15,730	5	2	0	3	23,657	18,679	323	223	72	4,360
76	38,257	1	23,404	0	14,852	1	0	0	1	23,404	18,554	309	190	50	4,301
77	38,916	3	24,123	1	14,789	4	1	0	3	24,124	18,915	334	233	60	4,582
78	37,950	3	23,749	0	14,198	3	1	1	1	23,749	18,484	289	205	53	4,718
79	36,123	0	22,955	2	13,166	2	0	0	2	22,957	17,668	296	248	42	4,703
80	33,574	17	21,825	11	11,721	28	6	4	18	21,836	16,835	263	178	33	4,527
81	30,657	45	19,873	24	10,715	69	9	11	49	19,897	15,345	217	163	35	4,137
82	28,446	52	18,415	53	9,926	105	20	14	71	18,468	14,042	197	140	31	4,058
83	27,111	69	17,387	89	9,566	158	23	25	110	17,476	13,354	195	134	29	3,764
84	25,621	99	16,653	123	8,746	222	41	35	146	16,776	12,661	167	107	18	3,823
85	24,148	105	15,574	130	8,339	235	42	33	160	15,704	11,586	178	125	40	3,775
86	18,956	93	12,376	141	6,346	234	34	33	167	12,517	9,189	115	105	22	3,086
87	14,249	73	9,328	128	4,720	201	46	25	130	9,456	6,708	120	99	17	2,512
88	9,692	60	6,447	83	3,102	143	37	12	94	6,530	4,505	68	61	15	1,881
89	7,941	44	5,430	100	2,367	144	45	12	87	5,530	3,744	63	55	8	1,660
90	7,239	48	5,191	92	1,908	140	37	7	96	5,283	3,519	71	40	13	1,640
91	6,710	52	4,853	98	1,707	150	45	12	93	4,951	3,180	55	57	9	1,650
92	5,464	28	4,007	74	1,355	102	32	11	59	4,081	2,543	35	43	8	1,452
93	4,716	41	3,460	73	1,142	114	32	8	74	3,533	2,144	21	40	5	1,323
94	3,827	18	2,872	49	888	67	15	11	41	2,921	1,722	33	30	3	1,133
95	2,978	9	2,231	40	698	49	19	7	23	2,271	1,302	28	28	4	909
96	1,837	14	1,389	17	417	31	9	6	16	1,406	779	5	12	4	606
97	1,293	1	996	24	272	25	11	2	12	1,020	559	3	12	0	446
98	715	1	563	9	142	10	4	1	5	572	312	2	3	0	255
99	414	0	313	4	97	4	2	0	2	317	170	1	2	0	144
100+	520	2	391	3	124	5	1	0	4	394	189	2	2	1	200
UNK	11	0	2	0	9	0	0	0	0	2	0	0	0	0	2
<b>TOT</b>	<b>2,129,774</b>	<b>910</b>	<b>1,297,387</b>	<b>1,375</b>	<b>830,102</b>	<b>2,285</b>	<b>532</b>	<b>274</b>	<b>1,479</b>	<b>1,298,762</b>	<b>840,334</b>	<b>82,705</b>	<b>158,456</b>	<b>3,369</b>	<b>213,898</b>

\* Neither includes 160,222 retirees who never had an eligible spouse or child beneficiary.

## Military Retirees Who Retired During Fiscal Year 2015 and Electing SBP Benefits

AGE	TOTAL RETIRED	TOTAL WITH ELIGIBLE BENEFICIARY	TOTAL ELECTING	PERCENT ELECTING	AVERAGE MONTHLY GROSS PAY	AVERAGE SBP BASE AMOUNT	AVERAGE SPOUSE AGE	AVERAGE AGE DIFFERENCE
17	0	0	0	0.0	\$0	\$0	0.0	0.0
18	1	0	0	0.0	\$0	\$0	0.0	0.0
19	27	9	8	88.9	\$806	\$806	23.5	-4.5
20	107	41	32	78.1	\$940	\$916	25.8	-5.8
21	320	147	101	68.7	\$937	\$941	24.7	-3.7
22	519	255	177	69.4	\$963	\$950	23.6	-1.6
23	653	389	260	66.8	\$1,004	\$1,002	24.7	-1.7
24	756	482	313	64.9	\$1,081	\$1,076	25.5	-1.5
25	825	582	384	66.0	\$1,153	\$1,149	25.9	-0.9
26	880	641	425	66.3	\$1,199	\$1,184	26.2	-0.2
27	867	670	444	66.3	\$1,312	\$1,302	27.9	-0.9
28	949	766	513	67.0	\$1,345	\$1,312	28.1	-0.1
29	963	778	524	67.4	\$1,420	\$1,400	28.9	0.1
30	998	858	584	68.1	\$1,473	\$1,447	30.2	-0.2
31	945	807	566	70.1	\$1,558	\$1,543	30.8	0.2
32	940	819	553	67.5	\$1,589	\$1,571	31.9	0.1
33	820	734	545	74.3	\$1,655	\$1,626	32.9	0.1
34	939	834	607	72.8	\$1,681	\$1,668	33.8	0.2
35	863	785	557	71.0	\$1,701	\$1,679	34.6	0.4
36	920	836	601	71.9	\$1,730	\$1,719	35.3	0.7
37	881	811	599	73.9	\$1,811	\$1,792	36.2	0.8
38	1,874	1,706	1,242	72.8	\$1,931	\$1,941	37.4	0.6
39	3,060	2,848	2,009	70.5	\$2,000	\$2,026	38.3	0.7
40	3,213	3,010	2,146	71.3	\$2,095	\$2,104	39.2	0.8
41	3,064	2,872	2,107	73.4	\$2,239	\$2,248	40.0	1.1
42	3,356	3,151	2,293	72.8	\$2,516	\$2,497	40.9	1.1
43	3,502	3,257	2,404	73.8	\$2,717	\$2,694	41.9	1.1
44	3,303	3,058	2,239	73.2	\$2,905	\$2,877	42.8	1.2
45	2,963	2,754	1,997	72.5	\$3,126	\$3,053	43.4	1.6
46	2,330	2,152	1,623	75.4	\$3,276	\$3,175	44.3	1.7
47	1,914	1,758	1,338	76.1	\$3,581	\$3,445	45.3	1.7
48	1,805	1,648	1,213	73.6	\$3,951	\$3,807	46.5	1.5
49	1,813	1,681	1,243	73.9	\$4,206	\$3,957	47.4	1.6
50	1,395	1,254	963	76.8	\$4,353	\$4,114	48.2	1.8
51	1,238	1,119	873	78.0	\$4,545	\$4,335	49.2	1.8
52	1,099	998	773	77.5	\$4,944	\$4,690	49.8	2.2
53	809	721	579	80.3	\$4,903	\$4,663	50.2	2.8
54	625	546	427	78.2	\$4,901	\$4,756	51.6	2.4
55	540	466	388	83.3	\$4,766	\$4,582	52.2	2.8
56	444	379	314	82.9	\$4,974	\$4,708	54.5	1.5
57	375	337	290	86.1	\$5,102	\$4,852	55.0	2.1
58	375	337	289	85.8	\$4,230	\$4,121	55.7	2.3
59	731	643	576	89.6	\$3,061	\$2,996	56.9	2.1
60	13,848	11,790	10,739	91.1	\$1,549	\$1,534	58.1	1.9
61	161	138	121	87.7	\$4,681	\$4,404	58.1	2.9
62	189	160	141	88.1	\$4,737	\$4,403	59.4	2.6
63	43	38	30	79.0	\$5,753	\$5,745	59.5	3.5
64	16	14	12	85.7	\$5,043	\$5,238	59.6	4.5
65	11	10	10	100.0	\$5,420	\$5,420	62.0	3.0
66	8	6	6	100.0	\$4,267	\$4,267	63.0	3.0
67	7	6	4	66.7	\$3,588	\$3,588	66.3	0.8
68	14	12	11	91.7	\$5,440	\$5,440	65.1	2.9
69	1	0	0	0.0	\$0	\$0	0.0	0.0
70+	0	0	0	0.0	\$0	\$0	0.0	0.0
UNK	0	0	0	0.0	\$0	\$0	0.0	0.0
TOTAL	68,299	60,113	46,193	76.8	\$2,497	\$2,440	46.2	1.3

Excluding members who retired during the fiscal year and died before the end of the year.

## Military Retirees as of September 30, 2015 and Electing SBP Benefits

AGE	TOTAL RETIRED	TOTAL WITH ELIGIBLE BENEFICIARY	TOTAL ELECTING	PERCENT ELECTING	AVERAGE MONTHLY GROSS PAY	AVERAGE SBP BASE AMOUNT	AVERAGE SPOUSE AGE	AVERAGE AGE DIFFERENCE
17	0	0	0	0.0	\$0	\$0	0.0	0.0
18	1	0	0	0.0	\$0	\$0	0.0	0.0
19	30	10	9	90.0	\$824	\$824	23.5	-4.5
20	137	48	38	79.2	\$897	\$878	25.4	-5.4
21	444	195	142	72.8	\$911	\$911	24.6	-3.6
22	918	427	310	72.6	\$934	\$924	24.1	-2.1
23	1,533	807	553	68.5	\$976	\$969	24.5	-1.5
24	2,273	1,280	884	69.1	\$1,019	\$1,012	25.6	-1.6
25	3,090	1,885	1,319	70.0	\$1,047	\$1,044	26.1	-1.1
26	3,756	2,442	1,690	69.2	\$1,087	\$1,079	26.8	-0.8
27	4,380	2,931	2,051	70.0	\$1,127	\$1,123	27.9	-0.9
28	5,126	3,598	2,561	71.2	\$1,175	\$1,159	28.7	-0.7
29	5,792	4,175	3,004	72.0	\$1,191	\$1,186	29.5	-0.5
30	6,200	4,625	3,310	71.6	\$1,236	\$1,223	30.5	-0.5
31	6,187	4,745	3,447	72.6	\$1,300	\$1,286	31.3	-0.3
32	6,298	4,966	3,677	74.0	\$1,334	\$1,323	32.2	-0.2
33	6,039	4,823	3,532	73.2	\$1,375	\$1,359	33.0	0.0
34	5,808	4,682	3,392	72.5	\$1,413	\$1,400	33.8	0.2
35	5,892	4,879	3,538	72.5	\$1,443	\$1,426	34.7	0.4
36	5,689	4,745	3,435	72.4	\$1,468	\$1,456	35.6	0.4
37	5,414	4,562	3,364	73.7	\$1,506	\$1,490	36.4	0.6
38	6,362	5,457	4,022	73.7	\$1,638	\$1,638	37.4	0.7
39	8,403	7,431	5,327	71.7	\$1,758	\$1,771	38.3	0.7
40	11,015	9,961	7,141	71.7	\$1,847	\$1,860	39.3	0.7
41	13,412	12,152	8,790	72.3	\$1,924	\$1,946	40.3	0.7
42	16,483	15,020	10,820	72.0	\$2,054	\$2,071	41.2	0.8
43	19,942	18,203	13,241	72.7	\$2,145	\$2,155	42.2	0.8
44	24,232	22,114	15,854	71.7	\$2,230	\$2,226	43.1	0.9
45	26,237	24,127	17,102	70.9	\$2,308	\$2,295	44.0	1.0
46	27,461	25,214	18,113	71.8	\$2,365	\$2,326	45.1	0.9
47	30,165	27,696	19,402	70.1	\$2,460	\$2,395	46.0	1.0
48	33,024	30,333	20,996	69.2	\$2,553	\$2,455	47.0	1.0
49	36,640	33,609	23,204	69.0	\$2,614	\$2,490	48.0	1.0
50	40,141	36,719	24,665	67.2	\$2,648	\$2,504	49.0	1.1
51	44,415	40,742	27,088	66.5	\$2,699	\$2,551	49.9	1.1
52	46,678	42,749	27,819	65.1	\$2,712	\$2,543	50.9	1.1
53	48,101	43,979	28,175	64.1	\$2,715	\$2,543	51.8	1.2
54	49,944	45,718	28,350	62.0	\$2,736	\$2,549	52.8	1.3
55	49,669	45,341	27,885	61.5	\$2,719	\$2,513	53.8	1.2
56	49,735	45,435	27,590	60.7	\$2,721	\$2,484	54.6	1.4
57	48,557	44,504	26,427	59.4	\$2,746	\$2,485	55.7	1.3
58	48,211	43,978	26,144	59.5	\$2,758	\$2,487	56.6	1.4
59	47,294	43,378	25,388	58.5	\$2,773	\$2,475	57.5	1.6
60	60,537	54,606	35,706	65.4	\$2,401	\$2,087	58.3	1.7
61	61,453	55,533	36,438	65.6	\$2,357	\$2,037	59.2	1.8
62	62,552	56,915	37,697	66.2	\$2,338	\$1,994	60.1	1.9
63	62,812	57,346	38,286	66.8	\$2,279	\$1,933	61.0	2.0
64	61,319	56,330	37,435	66.5	\$2,258	\$1,889	61.9	2.1
65	63,335	58,511	38,374	65.6	\$2,240	\$1,862	62.8	2.2
66	69,455	64,671	42,320	65.4	\$2,230	\$1,840	63.6	2.4
67	71,453	66,801	43,976	65.8	\$2,250	\$1,839	64.7	2.4
68	77,280	72,411	47,937	66.2	\$2,286	\$1,845	65.4	2.6
69	57,839	54,222	35,971	66.3	\$2,340	\$1,881	66.4	2.7
70	49,446	46,442	30,883	66.5	\$2,364	\$1,890	67.2	2.8
71	47,806	44,952	29,583	65.8	\$2,420	\$1,924	68.1	2.9

## Military Retirees as of September 30, 2015 and Electing SBP Benefits

AGE	TOTAL RETIRED	TOTAL WITH ELIGIBLE BENEFICIARY	TOTAL ELECTING	PERCENT ELECTING	AVERAGE MONTHLY GROSS PAY	AVERAGE SBP BASE AMOUNT	AVERAGE SPOUSE AGE	AVERAGE AGE DIFFERENCE
72	50,489	47,502	30,583	64.4	\$2,429	\$1,907	69.0	3.0
73	45,042	42,538	26,750	62.9	\$2,396	\$1,885	69.9	3.1
74	41,073	38,903	24,192	62.2	\$2,436	\$1,892	70.8	3.2
75	39,390	37,377	23,657	63.3	\$2,469	\$1,912	71.8	3.3
76	38,257	36,403	23,404	64.3	\$2,409	\$1,897	72.6	3.4
77	38,916	37,190	24,124	64.9	\$2,374	\$1,881	73.5	3.5
78	37,950	36,427	23,749	65.2	\$2,383	\$1,905	74.6	3.4
79	36,123	34,774	22,957	66.0	\$2,381	\$1,941	75.4	3.6
80	33,574	32,390	21,836	67.4	\$2,452	\$2,012	76.4	3.6
81	30,657	29,602	19,897	67.2	\$2,568	\$2,120	77.2	3.8
82	28,446	27,687	18,468	66.7	\$2,639	\$2,203	78.2	3.8
83	27,111	26,340	17,476	66.4	\$2,643	\$2,251	79.0	4.0
84	25,621	24,917	16,776	67.3	\$2,621	\$2,243	79.9	4.1
85	24,148	23,537	15,704	66.7	\$2,625	\$2,301	80.8	4.2
86	18,956	18,447	12,517	67.9	\$2,698	\$2,351	81.6	4.5
87	14,249	13,829	9,456	68.4	\$2,738	\$2,440	82.4	4.6
88	9,692	9,397	6,530	69.5	\$2,691	\$2,452	82.9	5.1
89	7,941	7,688	5,530	71.9	\$2,730	\$2,448	83.9	5.1
90	7,239	7,021	5,283	75.3	\$2,907	\$2,689	85.0	5.0
91	6,710	6,523	4,951	75.9	\$2,857	\$2,616	85.7	5.3
92	5,464	5,303	4,081	77.0	\$2,934	\$2,700	86.5	5.5
93	4,716	4,560	3,533	77.5	\$2,866	\$2,587	87.6	5.4
94	3,827	3,720	2,921	78.5	\$2,941	\$2,718	88.1	5.9
95	2,978	2,897	2,271	78.4	\$3,032	\$2,814	89.2	5.8
96	1,837	1,778	1,406	79.1	\$3,037	\$2,815	89.9	6.1
97	1,293	1,256	1,020	81.2	\$2,793	\$2,610	91.0	6.0
98	715	705	572	81.1	\$2,964	\$2,835	91.2	6.8
99	414	403	317	78.7	\$3,043	\$2,918	91.3	7.7
100+	520	511	394	77.1	\$2,945	\$2,721	92.5	8.2
UNK	11	11	2	18.2	\$1,694	\$0	0.0	0.0
TOTAL	2,129,774	1,968,061	1,298,762	66.0	\$2,423	\$2,104	62.1	2.3



**Monthly Gross Retired Pay for Active Duty Non-Disability Retirees as of January 1, 2016**

Pay Grade	Pay Scale	Years of Service										
		20	21	22	23	24	25	26	27	28	29	30
C/S	Apr-55	7,461	7,837	8,218	8,585	8,962	9,338	9,708	10,085	10,457	10,834	11,205
	Jun-58	7,837	8,233	8,624	9,019	9,409	9,804	10,197	10,586	10,979	11,377	11,770
	Oct-63	7,840	8,238	8,629	9,027	9,416	9,807	10,204	10,599	10,993	11,381	11,774
	Sep-64	8,045	8,444	8,844	9,250	9,653	10,061	10,457	10,859	11,265	11,671	12,069
	Sep-65	8,116	8,573	8,982	9,397	9,802	10,208	10,618	11,027	11,438	11,844	12,259
	Jul-66	8,376	8,796	9,270	9,688	10,114	10,534	10,960	11,380	11,801	12,222	12,646
	Oct-67	8,553	8,978	9,406	9,836	10,325	10,758	11,184	11,618	12,048	12,475	12,912
	Jul-68	8,620	9,048	9,479	9,910	10,403	10,837	11,276	11,704	12,141	12,574	13,009
	Jul-69	9,107	9,558	10,017	10,474	10,926	11,453	11,914	12,369	12,826	13,289	13,745
	Jan-70	9,357	9,831	10,302	10,766	11,240	11,705	12,250	12,722	13,191	13,661	14,138
	Jan-71	9,357	9,831	10,302	10,766	11,240	11,705	12,174	12,722	13,191	13,661	14,138
	Nov-71	8,791	9,236	9,675	10,114	10,556	10,996	11,437	11,942	12,391	12,828	13,277
	Jan-72	8,478	8,909	9,330	9,753	10,178	10,605	11,028	11,455	11,948	12,373	12,805
	Oct-72	8,421	8,841	9,267	9,687	10,109	10,531	10,958	11,377	11,868	12,291	12,714
	Oct-73	8,138	8,547	8,959	9,366	9,775	10,180	10,586	10,997	11,406	11,880	12,292
	Oct-74	7,443	7,812	8,186	8,562	8,930	9,305	9,677	10,049	10,422	10,794	11,235
	Oct-75	6,516	6,843	7,172	7,496	7,824	8,157	8,481	8,812	9,136	9,463	9,787
	Oct-76	7,488	7,867	8,243	8,621	8,991	9,367	9,743	10,121	10,500	10,870	11,248
	Oct-77	7,488	7,867	8,243	8,621	8,991	9,367	9,743	10,121	10,500	10,870	11,248
	Oct-78	7,024	7,380	7,730	8,080	8,432	8,787	9,140	9,489	9,843	10,197	10,546
	Oct-79	6,488	6,816	7,142	7,467	7,794	8,120	8,444	8,770	9,096	9,419	9,743
	Oct-80	6,098	6,413	6,715	7,022	7,327	7,633	7,941	8,244	8,553	8,860	9,165
	Oct-81	5,603	5,885	6,169	6,451	6,728	7,015	7,290	7,578	7,853	8,133	8,418
	Oct-82	5,980	6,280	6,579	6,884	7,176	7,481	7,782	8,079	8,380	8,681	8,982
	Jan-84	6,179	6,488	6,803	7,113	7,421	7,734	8,045	8,353	8,665	8,975	9,284
	Jan-85	6,223	6,533	6,843	7,153	7,471	7,786	8,098	8,409	8,720	9,036	9,346
	Oct-85	6,223	6,533	6,843	7,153	7,471	7,786	8,098	8,409	8,720	9,036	9,346
	Jan-87	6,454	6,777	7,098	7,423	7,750	8,071	8,394	8,719	9,044	9,367	9,688
	Jan-88	6,176	6,482	6,790	7,104	7,415	7,725	8,036	8,343	8,655	8,964	9,271
	Jan-89	6,169	6,475	6,783	7,093	7,404	7,712	8,019	8,329	8,637	8,948	9,256
	Jan-90	6,105	6,416	6,719	7,026	7,331	7,643	7,944	8,248	8,560	8,866	9,170
	Jan-91	7,459	7,829	8,204	8,579	8,955	9,328	9,701	10,073	10,449	10,822	11,195
	Jan-92	7,517	7,889	8,266	8,641	9,020	9,400	9,774	10,148	10,525	10,905	11,279
	Jan-93	7,533	7,909	8,293	8,667	9,044	9,419	9,796	10,173	10,551	10,929	11,310
	Jan-94	7,351	7,720	8,089	8,455	8,823	9,189	9,556	9,928	10,292	10,663	11,032
	Jan-95	7,150	7,508	7,867	8,226	8,585	8,939	9,299	9,656	10,015	10,376	10,735
	Jan-96	6,940	7,289	7,639	7,986	8,334	8,682	9,029	9,375	9,727	10,072	10,419
	Jan-97	6,762	7,098	7,440	7,774	8,114	8,453	8,791	9,130	9,470	9,806	10,145
	Jan-98	6,807	7,149	7,488	7,829	8,173	8,511	8,856	9,193	9,534	9,881	10,218
	Jan-99	7,901	8,296	8,690	9,085	9,483	9,881	10,271	10,667	11,064	11,459	11,854
	Jan-00	7,691	8,078	8,465	8,847	9,234	9,618	10,005	10,388	10,774	11,159	11,542
	Jul-00	5,497	8,078	8,465	8,847	9,234	9,618	10,005	10,388	10,774	11,159	11,542
	Jan-01	5,518	8,021	8,406	8,787	9,171	9,552	9,934	10,318	10,700	11,082	11,466
	Jul-01	5,568	6,474	8,406	8,787	9,171	9,552	9,934	10,318	10,700	11,082	11,466
	Jan-02	5,699	6,599	8,519	8,906	9,295	9,680	10,069	10,455	10,842	11,229	11,618
	Jan-03	5,820	6,710	7,577	9,022	9,414	9,805	10,199	10,593	10,983	11,377	11,770
	Jan-04	5,903	6,759	7,605	8,509	9,255	9,644	10,029	10,415	10,800	11,187	11,574
	Jan-05	5,962	6,793	7,603	8,479	8,847	9,766	10,156	10,548	10,937	11,330	11,720
	Jan-06	5,936	6,739	7,509	8,339	8,701	9,063	9,959	10,342	10,725	11,109	11,491
	Jan-07	6,026	7,440	8,834	10,297	10,743	11,193	11,640	12,677	13,146	13,616	14,087
	Apr-07	5,960	7,454	8,841	10,290	10,738	11,187	11,635	14,277	14,806	15,334	15,864
	Jan-08	5,856	7,620	9,096	10,536	10,993	11,453	11,911	12,368	14,867	15,397	15,928
	Jan-09	5,966	7,769	9,577	11,159	11,644	12,129	12,614	13,099	13,584	15,236	15,762
	Jan-10	6,170	8,039	9,910	11,860	12,375	12,891	13,407	13,922	14,437	14,956	16,297
	Jan-11	6,172	8,030	9,906	11,865	12,379	12,896	13,412	13,928	14,443	14,961	15,475
	Jan-12	6,248	8,114	10,012	12,011	12,533	13,055	13,577	14,099	14,622	15,145	15,666
	Jan-13	6,262	8,131	10,029	12,040	12,563	13,086	13,610	14,134	14,658	15,181	15,704
	Jan-14	6,253	8,116	10,011	12,019	12,542	13,064	13,587	14,109	14,632	15,155	15,677
	Jan-15	6,276	8,138	10,043	12,065	12,590	13,115	13,639	14,164	14,688	15,213	15,738
	Jan-16	6,314	8,179	10,094	12,139	12,667	13,195	13,723	14,250	14,778	15,306	15,834

Pay Grade	Pay Scale	Years of Service									
		31	32	33	34	35	36	37	38	39	40
C/S	Jan-07	14,555	15,026	15,495	15,963	16,435	16,904	17,374	17,843	18,314	18,782
	Apr-07	16,393	16,921	17,448	17,980	18,506	19,037	19,566	20,094	20,622	21,153
	Jan-08	16,459	16,991	17,521	18,053	18,584	19,115	19,647	20,177	20,708	21,240
	Jan-09	16,288	16,814	17,337	17,864	18,389	18,915	19,440	19,966	20,491	21,017
	Jan-10	16,841	17,384	17,928	18,472	19,014	19,558	20,102	20,646	21,189	21,731
	Jan-11	16,550	17,083	17,618	18,150	18,685	19,220	19,753	20,288	20,822	21,355
	Jan-12	16,189	17,144	17,679	18,215	18,752	19,288	19,823	20,359	20,895	21,430
	Jan-13	16,227	16,751	17,697	18,234	18,770	19,307	19,843	20,380	20,916	21,452
	Jan-14	16,200	16,722	17,245	18,114	18,646	19,179	19,712	20,244	20,777	21,310
	Jan-15	16,262	16,787	17,312	17,836	18,503	19,032	19,561	20,089	20,618	21,147
	Jan-16	16,362	16,889	17,417	17,945	18,473	19,032	19,561	20,089	20,618	21,147

Amounts below the grid are based on a high-3 retirement.  
See detailed footnotes following pay grade E1.



**Monthly Gross Retired Pay for Active Duty Non-Disability Retirees as of January 1, 2016**

Pay Grade	Pay Scale	Years of Service										
		20	21	22	23	24	25	26	27	28	29	30
O-10	Apr-55	6,368	6,680	7,006	7,325	7,647	7,962	8,802	9,142	9,482	9,815	10,159
	Jun-58	6,680	7,022	7,353	7,691	8,021	8,363	9,245	9,598	9,954	10,312	10,663
	Oct-63	6,680	7,022	7,353	7,691	8,021	8,363	9,245	9,598	9,954	10,312	10,663
	Sep-64	6,857	7,198	7,542	7,886	8,232	8,573	9,476	9,842	10,205	10,575	10,936
	Sep-65	6,920	7,306	7,654	8,005	8,356	8,701	9,622	9,988	10,362	10,735	11,104
	Jul-66	7,142	7,495	7,902	8,263	8,624	8,983	9,931	10,312	10,697	11,077	11,459
	Oct-67	7,287	7,654	8,017	8,385	8,802	9,169	10,135	10,524	10,915	11,303	11,699
	Jul-68	7,347	7,712	8,080	8,450	8,871	9,244	10,214	10,606	11,001	11,393	11,787
	Jul-69	7,762	8,153	8,540	8,930	9,316	9,768	10,793	11,210	11,631	12,045	12,461
	Jan-70	8,073	8,478	8,883	9,293	9,693	10,098	11,224	11,657	12,092	12,519	12,960
	Jan-71	8,181	8,593	9,001	9,416	9,829	10,236	11,314	11,814	12,257	12,692	13,131
	Nov-71	8,181	8,593	9,001	9,416	9,829	10,236	11,314	11,814	12,257	12,692	13,131
	Jan-72	8,407	8,824	9,249	9,674	10,094	10,513	10,958	11,377	11,868	12,291	12,714
	Oct-72	8,407	8,824	9,249	9,674	10,094	10,513	10,958	11,377	11,868	12,291	12,714
	Oct-73	8,138	8,547	8,959	9,366	9,775	10,180	10,586	10,997	11,406	11,880	12,292
	Oct-74	7,443	7,812	8,186	8,562	8,930	9,305	9,677	10,049	10,422	10,794	11,235
	Oct-75	6,516	6,843	7,172	7,496	7,824	8,157	8,481	8,812	9,136	9,463	9,787
	Oct-76	7,372	7,742	8,110	8,476	8,847	9,217	9,743	10,121	10,500	10,870	11,248
	Oct-77	7,372	7,742	8,110	8,476	8,847	9,217	9,743	10,121	10,500	10,870	11,248
	Oct-78	7,024	7,380	7,730	8,080	8,432	8,787	9,140	9,489	9,843	10,197	10,546
	Oct-79	6,488	6,816	7,142	7,467	7,794	8,120	8,444	8,770	9,096	9,419	9,743
	Oct-80	6,098	6,413	6,715	7,022	7,327	7,633	7,941	8,244	8,553	8,860	9,165
	Oct-81	5,603	5,885	6,169	6,451	6,728	7,015	7,290	7,578	7,853	8,133	8,418
	Oct-82	5,980	6,280	6,579	6,884	7,176	7,481	7,782	8,079	8,380	8,681	8,982
	Jan-84	6,179	6,488	6,803	7,113	7,421	7,734	8,045	8,353	8,665	8,975	9,284
	Jan-85	6,223	6,533	6,843	7,153	7,471	7,786	8,098	8,409	8,720	9,036	9,346
	Oct-85	6,223	6,533	6,843	7,153	7,471	7,786	8,098	8,409	8,720	9,036	9,346
	Jan-87	6,454	6,777	7,098	7,423	7,750	8,071	8,394	8,719	9,044	9,367	9,688
	Jan-88	6,176	6,482	6,790	7,104	7,415	7,725	8,036	8,343	8,655	8,964	9,271
	Jan-89	6,169	6,475	6,783	7,093	7,404	7,712	8,019	8,329	8,637	8,948	9,256
	Jan-90	6,105	6,416	6,719	7,026	7,331	7,643	7,944	8,248	8,560	8,866	9,170
	Jan-91	7,057	7,411	7,762	8,120	8,471	8,823	9,170	10,073	10,449	10,822	11,195
	Jan-92	7,159	7,523	7,879	8,240	8,598	8,956	9,774	10,148	10,525	10,905	11,279
	Jan-93	7,209	7,573	7,935	8,297	8,658	9,018	9,796	10,173	10,551	10,929	11,310
	Jan-94	7,193	7,549	7,909	8,268	8,629	8,991	9,556	9,928	10,292	10,663	11,032
	Jan-95	7,150	7,508	7,867	8,226	8,585	8,939	9,299	9,656	10,015	10,376	10,735
	Jan-96	6,940	7,289	7,639	7,986	8,334	8,682	9,029	9,375	9,727	10,072	10,419
	Jan-97	6,762	7,098	7,440	7,774	8,114	8,453	8,791	9,130	9,470	9,806	10,145
	Jan-98	6,807	7,149	7,488	7,829	8,173	8,511	8,856	9,193	9,534	9,881	10,218
	Jan-99	7,401	7,770	8,142	8,512	8,884	9,254	10,223	10,619	11,012	11,402	11,799
	Jan-00	7,555	7,932	8,311	8,688	9,068	9,445	10,005	10,388	10,774	11,159	11,542
	Jul-00	5,497	7,932	8,182	8,556	9,046	9,422	10,005	10,388	10,774	11,159	11,542
Jan-01	5,518	7,954	8,378	8,756	9,171	9,552	9,934	10,318	10,700	11,082	11,466	
Jul-01	5,568	6,452	8,378	8,756	9,171	9,552	9,934	10,318	10,700	11,082	11,466	
Jan-02	5,699	6,588	8,519	8,906	9,295	9,680	10,069	10,455	10,842	11,229	11,618	
Jan-03	5,820	6,710	7,565	9,022	9,414	9,805	10,199	10,593	10,983	11,377	11,770	
Jan-04	5,903	6,759	7,605	8,499	10,015	10,433	11,238	11,671	12,101	12,533	12,965	
Jan-05	5,962	6,793	7,603	8,479	8,847	9,766	10,156	10,548	10,937	11,330	11,720	
Jan-06	5,936	6,739	7,509	8,339	8,701	9,063	9,959	10,342	10,725	11,109	11,491	
Jan-07	6,026	6,972	7,872	8,819	9,219	9,685	10,144	11,525	11,951	12,377	12,806	
Apr-07	5,960	6,894	7,786	8,722	9,116	9,580	10,031	11,525	11,951	12,377	13,445	
Jan-08	5,856	6,774	7,648	8,570	8,958	9,412	9,857	10,429	12,001	12,429	13,501	
Jan-09	5,966	6,904	7,794	8,730	9,125	9,589	10,040	10,624	11,146	12,300	13,361	
Jan-10	6,170	7,141	8,061	9,028	9,436	9,916	10,383	10,986	11,527	12,071	13,814	
Jan-11	6,172	7,139	8,062	9,032	9,439	9,919	10,387	10,989	11,530	12,076	12,493	
Jan-12	6,248	7,221	8,155	9,142	9,556	10,039	10,513	11,123	11,672	12,225	12,647	
Jan-13	6,262	7,237	8,171	9,166	9,580	10,065	10,540	11,151	11,699	12,254	12,676	
Jan-14	6,253	7,225	8,158	9,150	9,563	10,048	10,521	11,132	11,679	12,234	12,656	
Jan-15	6,276	7,167	8,100	9,087	9,497	9,944	10,414	10,955	11,496	12,046	12,461	
Jan-16	6,314	7,125	7,972	8,953	9,351	9,756	10,183	10,650	11,113	11,650	12,052	

Pay Grade	Pay Scale	Years of Service									
		31	32	33	34	35	36	37	38	39	40
O-10	Jan-07	13,234	13,659	14,087	14,513	14,940	15,366	15,794	16,222	16,648	17,075
	Apr-07	13,894	14,343	14,791	16,001	16,472	16,944	17,415	18,777	19,273	19,768
	Jan-08	13,950	14,401	14,851	16,067	16,540	17,012	17,485	18,857	19,352	19,849
	Jan-09	13,806	14,251	14,697	15,899	16,366	16,834	17,303	18,659	19,150	19,642
	Jan-10	14,275	14,736	15,197	16,439	16,923	17,406	17,890	19,293	19,800	20,309
	Jan-11	14,028	14,480	14,933	16,155	16,631	17,105	17,580	18,959	19,458	19,957
	Jan-12	13,291	14,531	14,986	16,211	16,688	17,166	17,643	19,026	19,526	20,027
	Jan-13	13,321	13,977	15,000	16,228	16,706	17,183	17,661	19,045	19,546	20,047
	Jan-14	13,299	13,953	14,618	16,120	16,595	17,069	17,543	18,919	19,417	19,915
	Jan-15	12,987	13,632	14,289	14,722	16,233	16,703	17,174	17,644	19,021	19,515
	Jan-16	12,454	12,969	13,608	14,021	14,433	16,233	16,703	17,174	17,644	19,021

Amounts below the grid are based on a high-3 retirement.  
See detailed footnotes following pay grade E1.



**Monthly Gross Retired Pay for Active Duty Non-Disability Retirees as of January 1, 2016**

Pay Grade	Pay Scale	Years of Service										
		20	21	22	23	24	25	26	27	28	29	30
O-8	Apr-55	5,168	5,426	5,907	6,176	6,450	6,716	6,985	7,252	7,526	7,794	8,062
	Jun-58	5,426	5,701	6,204	6,482	6,773	7,052	7,334	7,617	7,902	8,186	8,466
	Oct-63	5,426	5,701	6,217	6,499	6,779	7,069	7,349	7,633	7,911	8,196	8,481
	Sep-64	5,566	5,845	6,370	6,659	6,955	7,243	7,534	7,820	8,114	8,407	8,693
	Sep-65	5,615	5,936	6,470	6,768	7,064	7,352	7,650	7,944	8,240	8,534	8,827
	Jul-66	5,797	6,092	6,673	6,982	7,286	7,592	7,898	8,196	8,504	8,812	9,111
	Oct-67	5,916	6,217	6,777	7,084	7,440	7,749	8,058	8,371	8,681	8,990	9,300
	Jul-68	5,963	6,266	6,829	7,142	7,493	7,810	8,122	8,432	8,751	9,058	9,372
	Jul-69	6,304	6,621	7,220	7,544	7,877	8,252	8,580	8,918	9,248	9,575	9,904
	Jan-70	6,560	6,889	7,504	7,849	8,190	8,534	8,927	9,271	9,615	9,960	10,306
	Jan-71	6,646	6,980	7,605	7,949	8,301	8,643	8,992	9,399	9,743	10,096	10,443
	Nov-71	6,646	6,980	7,605	7,949	8,301	8,643	8,992	9,399	9,743	10,096	10,443
	Jan-72	6,827	7,167	7,813	8,169	8,523	8,881	9,240	9,595	10,012	10,366	10,720
	Oct-72	7,039	7,393	8,058	8,427	8,793	9,165	9,528	9,894	10,325	10,697	11,065
	Oct-73	7,039	7,393	8,058	8,427	8,793	9,165	9,528	9,894	10,266	10,697	11,065
	Oct-74	6,832	7,173	7,817	8,175	8,534	8,889	9,248	9,601	9,956	10,320	10,736
	Oct-75	6,316	6,636	7,172	7,496	7,824	8,157	8,481	8,812	9,136	9,463	9,787
	Oct-76	6,095	6,402	6,921	7,236	7,552	7,867	8,181	8,501	8,815	9,130	9,447
	Oct-77	5,983	6,284	6,846	7,155	7,474	7,788	8,101	8,412	8,721	9,037	9,349
	Oct-78	5,961	6,257	6,825	7,135	7,446	7,756	8,069	8,377	8,685	8,996	9,308
	Oct-79	5,808	6,102	6,655	6,957	7,256	7,562	7,865	8,168	8,471	8,775	9,079
	Oct-80	5,543	5,814	6,345	6,634	6,923	7,209	7,496	7,789	8,075	8,371	8,658
	Oct-81	5,603	5,885	6,169	6,451	6,728	7,015	7,290	7,578	7,853	8,133	8,418
	Oct-82	5,662	5,947	6,480	6,779	7,077	7,373	7,664	7,962	8,258	8,558	8,852
	Jan-84	5,849	6,144	6,706	7,000	7,307	7,610	7,924	8,227	8,525	8,831	9,145
	Jan-85	5,918	6,219	6,778	7,086	7,395	7,707	8,009	8,322	8,630	8,939	9,250
	Oct-85	6,098	6,405	6,843	7,153	7,471	7,786	8,098	8,409	8,720	9,036	9,346
	Jan-87	6,175	6,482	7,098	7,423	7,750	8,071	8,394	8,719	9,044	9,367	9,688
	Jan-88	6,024	6,329	6,790	7,104	7,415	7,725	8,036	8,343	8,655	8,964	9,271
	Jan-89	6,018	6,316	6,781	7,092	7,401	7,709	8,018	8,328	8,634	8,946	9,253
	Jan-90	5,960	6,255	6,717	7,024	7,331	7,643	7,944	8,248	8,560	8,866	9,168
	Jan-91	5,847	6,137	6,589	6,893	7,193	7,489	7,794	8,096	8,391	8,693	8,991
	Jan-92	5,934	6,230	6,687	6,992	7,296	7,602	7,906	8,215	8,513	8,821	9,123
	Jan-93	5,974	6,276	6,734	7,043	7,349	7,658	7,962	8,266	8,574	8,881	9,188
	Jan-94	5,959	6,255	6,716	7,023	7,328	7,636	7,941	8,246	8,555	8,861	9,165
	Jan-95	5,946	6,244	6,708	7,010	7,317	7,619	7,925	8,232	8,536	8,840	9,148
	Jan-96	5,910	6,210	6,666	6,968	7,273	7,575	7,880	8,182	8,486	8,791	9,091
	Jan-97	5,932	6,226	6,682	6,989	7,294	7,600	7,904	8,206	8,510	8,817	9,119
	Jan-98	6,002	6,301	6,767	7,073	7,383	7,689	7,999	8,306	8,616	8,922	9,231
	Jan-99	6,133	6,438	6,912	7,231	7,543	7,859	8,170	8,486	8,799	9,116	9,432
Jan-00	6,259	6,571	7,054	7,379	7,696	8,019	8,343	8,663	8,983	9,304	9,626	
Jul-00	5,497	6,571	7,054	7,379	7,696	8,019	8,343	8,662	8,983	9,304	9,626	
Jan-01	5,518	6,593	7,078	7,398	7,722	8,044	8,364	8,686	9,008	9,331	9,653	
Jul-01	5,568	6,005	7,078	7,398	7,722	8,044	8,364	8,686	9,008	9,331	9,653	
Jan-02	5,699	6,146	7,286	7,617	7,948	8,282	8,612	8,942	9,275	9,606	9,940	
Jan-03	5,820	6,277	6,659	7,791	8,128	8,467	8,810	9,146	9,487	9,826	10,162	
Jan-04	5,903	6,368	6,754	7,207	8,292	8,635	8,981	9,327	9,672	10,018	10,364	
Jan-05	5,962	6,431	6,824	7,280	7,660	8,643	8,991	9,338	9,682	10,030	10,375	
Jan-06	5,936	6,397	6,787	7,244	7,620	8,000	8,922	9,266	9,609	9,952	10,296	
Jan-07	6,026	6,500	6,895	7,356	7,741	8,126	8,451	9,211	9,552	9,894	10,236	
Apr-07	5,960	6,428	6,818	7,275	7,654	8,037	8,358	9,211	9,552	9,894	10,493	
Jan-08	5,856	6,316	6,701	7,148	7,522	7,897	8,213	8,529	9,593	9,936	10,536	
Jan-09	5,966	6,435	6,827	7,283	7,663	8,044	8,365	8,688	9,009	9,832	10,426	
Jan-10	6,170	6,654	7,058	7,531	7,925	8,318	8,651	8,984	9,316	9,651	10,780	
Jan-11	6,172	6,656	7,061	7,535	7,928	8,321	8,654	8,988	9,320	9,654	9,986	
Jan-12	6,248	6,737	7,147	7,627	8,024	8,424	8,762	9,100	9,436	9,773	10,109	
Jan-13	6,262	6,753	7,164	7,645	8,043	8,445	8,783	9,120	9,459	9,796	10,135	
Jan-14	6,253	6,742	7,153	7,632	8,029	8,430	8,768	9,106	9,442	9,780	10,117	
Jan-15	6,276	6,768	7,180	7,662	8,060	8,463	8,802	9,140	9,479	9,818	10,156	
Jan-16	6,314	6,809	7,223	7,708	8,109	8,515	8,856	9,196	9,537	9,877	10,218	

Pay Grade	Pay Scale	Years of Service									
		31	32	33	34	35	36	37	38	39	40
O-8	Jan-07	10,577	10,918	11,260	11,600	11,943	12,284	12,625	12,967	13,308	13,650
	Apr-07	10,841	11,192	11,540	12,189	12,548	12,907	13,264	13,623	13,982	14,340
	Jan-08	10,886	11,239	11,589	12,240	12,600	12,960	13,319	13,679	14,039	14,400
	Jan-09	10,773	11,121	11,468	12,112	12,468	12,824	13,181	13,538	13,892	14,250
	Jan-10	11,139	11,500	11,859	12,523	12,892	13,259	13,629	13,997	14,366	14,734
	Jan-11	10,948	11,300	11,653	12,306	12,669	13,031	13,391	13,754	14,116	14,479
	Jan-12	10,537	11,340	11,694	12,350	12,713	13,077	13,440	13,803	14,166	14,530
	Jan-13	10,561	10,991	11,706	12,363	12,727	13,089	13,453	13,817	14,181	14,545
	Jan-14	10,543	10,973	11,407	12,281	12,643	13,004	13,365	13,726	14,088	14,449
	Jan-15	10,583	11,015	11,451	11,798	12,546	12,904	13,263	13,621	13,980	14,338
Jan-16	10,647	11,082	11,521	11,871	12,322	12,904	13,263	13,621	13,980	14,338	

Amounts below the grid are based on a high-3 retirement.  
See detailed footnotes following pay grade E1.

**Monthly Gross Retired Pay for Active Duty Non-Disability Retirees as of January 1, 2016**

Pay Grade	Pay Scale	Years of Service										
		20	21	22	23	24	25	26	27	28	29	30
O-7	Apr-55	4,669	4,911	5,133	5,377	5,606	5,842	6,077	6,310	6,548	6,779	7,016
	Jun-58	4,911	5,156	5,401	5,641	5,892	6,136	6,382	6,628	6,875	7,123	7,369
	Oct-63	4,913	5,158	5,403	5,650	5,898	6,141	6,389	6,635	6,884	7,131	7,374
	Sep-64	5,032	5,284	5,538	5,793	6,045	6,299	6,552	6,803	7,057	7,306	7,561
	Sep-65	5,079	5,372	5,624	5,880	6,137	6,394	6,653	6,907	7,164	7,421	7,670
	Jul-66	5,242	5,508	5,803	6,070	6,331	6,599	6,866	7,131	7,391	7,658	7,924
	Oct-67	5,349	5,621	5,892	6,162	6,464	6,734	7,006	7,275	7,543	7,813	8,081
	Jul-68	5,393	5,659	5,936	6,205	6,513	6,783	7,063	7,331	7,602	7,877	8,149
	Jul-69	5,701	5,988	6,272	6,561	6,841	7,171	7,458	7,749	8,037	8,322	8,617
	Jan-70	5,932	6,226	6,522	6,822	7,121	7,415	7,757	8,057	8,359	8,658	8,958
	Jan-71	6,007	6,307	6,612	6,912	7,216	7,517	7,815	8,167	8,467	8,771	9,077
	Nov-71	6,007	6,307	6,612	6,912	7,216	7,517	7,815	8,167	8,467	8,771	9,077
	Jan-72	6,170	6,477	6,785	7,098	7,409	7,719	8,023	8,338	8,696	9,007	9,316
	Oct-72	6,368	6,680	7,006	7,325	7,647	7,962	8,282	8,602	8,975	9,295	9,615
	Oct-73	6,368	6,680	7,006	7,325	7,647	7,962	8,282	8,602	8,923	9,295	9,615
	Oct-74	6,176	6,487	6,796	7,106	7,416	7,728	8,040	8,344	8,658	8,967	9,330
	Oct-75	5,715	6,000	6,290	6,573	6,864	7,147	7,436	7,721	8,006	8,296	8,579
	Oct-76	5,511	5,791	6,066	6,345	6,618	6,896	7,171	7,448	7,727	8,003	8,281
	Oct-77	5,408	5,686	5,953	6,225	6,498	6,772	7,036	7,309	7,583	7,852	8,123
	Oct-78	5,391	5,657	5,933	6,201	6,471	6,741	7,015	7,281	7,552	7,820	8,097
	Oct-79	5,257	5,513	5,780	6,045	6,305	6,571	6,834	7,098	7,362	7,629	7,892
	Oct-80	5,008	5,262	5,511	5,762	6,012	6,268	6,516	6,773	7,022	7,274	7,526
	Oct-81	5,126	5,382	5,638	5,896	6,152	6,413	6,668	6,923	7,176	7,440	7,693
	Oct-82	5,126	5,382	5,638	5,896	6,152	6,413	6,668	6,923	7,176	7,440	7,693
	Jan-84	5,286	5,550	5,814	6,089	6,352	6,616	6,886	7,148	7,412	7,682	7,945
	Jan-85	5,349	5,621	5,895	6,162	6,427	6,697	6,965	7,235	7,501	7,766	8,044
	Oct-85	5,512	5,793	6,067	6,348	6,621	6,898	7,173	7,449	7,728	8,005	8,282
	Jan-87	5,585	5,861	6,141	6,423	6,708	6,982	7,261	7,541	7,820	8,107	8,381
	Jan-88	5,449	5,720	5,994	6,271	6,542	6,813	7,090	7,359	7,636	7,906	8,181
	Jan-89	5,441	5,713	5,983	6,253	6,530	6,801	7,077	7,350	7,619	7,892	8,168
	Jan-90	5,391	5,657	5,932	6,198	6,470	6,741	7,012	7,279	7,548	7,819	8,094
	Jan-91	5,284	5,548	5,814	6,081	6,348	6,611	6,874	7,142	7,406	7,667	7,936
	Jan-92	5,362	5,637	5,902	6,172	6,437	6,710	6,979	7,244	7,517	7,786	8,053
	Jan-93	5,402	5,668	5,941	6,214	6,482	6,754	7,024	7,295	7,568	7,835	8,109
	Jan-94	5,387	5,655	5,926	6,196	6,466	6,733	7,006	7,275	7,543	7,816	8,087
	Jan-95	5,377	5,647	5,913	6,183	6,454	6,723	6,991	7,261	7,531	7,803	8,070
	Jan-96	5,344	5,612	5,881	6,145	6,417	6,682	6,954	7,226	7,488	7,756	8,023
	Jan-97	5,361	5,633	5,899	6,169	6,435	6,708	6,972	7,242	7,511	7,781	8,047
	Jan-98	5,425	5,698	5,971	6,243	6,512	6,783	7,053	7,330	7,602	7,871	8,144
	Jan-99	5,543	5,823	6,097	6,379	6,656	6,933	7,209	7,488	7,764	8,045	8,319
	Jan-00	5,658	5,944	6,225	6,509	6,794	7,077	7,359	7,644	7,926	8,209	8,496
	Jul-00	5,122	5,944	6,225	6,509	6,794	7,077	7,245	7,525	7,804	8,081	8,363
	Jan-01	5,142	5,960	6,245	6,529	6,812	7,096	7,421	7,704	7,990	8,276	8,561
	Jul-01	5,190	5,565	6,245	6,529	6,812	7,096	7,421	7,704	7,990	8,276	8,561
Jan-02	5,311	5,696	6,429	6,720	7,015	7,307	7,638	7,932	8,226	8,521	8,815	
Jan-03	5,424	5,816	6,093	6,873	7,174	7,474	7,811	8,112	8,413	8,715	9,013	
Jan-04	5,504	5,900	6,180	6,462	7,317	7,620	7,966	8,272	8,579	8,885	9,192	
Jan-05	5,558	5,959	6,243	6,529	6,812	7,629	7,975	8,282	8,589	8,895	9,200	
Jan-06	5,531	5,930	6,212	6,495	6,777	7,061	7,916	8,219	8,523	8,828	9,131	
Jan-07	5,618	6,023	6,310	6,596	6,885	7,172	7,458	8,170	8,474	8,776	9,078	
Apr-07	5,554	5,957	6,240	6,526	6,808	7,092	7,376	8,170	8,474	8,776	9,260	
Jan-08	5,458	5,853	6,133	6,411	6,690	6,969	7,250	7,541	8,508	8,812	9,299	
Jan-09	5,561	5,962	6,246	6,531	6,815	7,099	7,383	7,681	7,979	8,720	9,202	
Jan-10	5,751	6,166	6,458	6,753	7,048	7,341	7,634	7,942	8,250	8,560	9,517	
Jan-11	5,753	6,168	6,462	6,756	7,050	7,343	7,636	7,945	8,253	8,563	8,858	
Jan-12	5,822	6,245	6,543	6,839	7,137	7,435	7,733	8,043	8,356	8,667	8,967	
Jan-13	5,835	6,259	6,558	6,856	7,154	7,452	7,750	8,063	8,376	8,689	8,989	
Jan-14	5,826	6,250	6,547	6,845	7,142	7,440	7,738	8,049	8,362	8,674	8,974	
Jan-15	5,848	6,274	6,573	6,871	7,170	7,469	7,768	8,080	8,394	8,708	9,009	
Jan-16	5,883	6,312	6,613	6,913	7,214	7,514	7,815	8,130	8,445	8,762	9,064	

Pay Grade	Pay Scale	Years of Service									
		31	32	33	34	35	36	37	38	39	40
O-7	Jan-07	9,382	9,684	9,987	10,290	10,593	10,896	11,198	11,501	11,804	12,106
	Apr-07	9,569	9,880	10,189	10,497	10,804	11,113	11,421	11,733	12,041	12,348
	Jan-08	9,609	9,919	10,230	10,539	10,850	11,159	11,469	11,778	12,090	12,400
	Jan-09	9,509	9,815	10,123	10,429	10,736	11,043	11,349	11,656	11,963	12,271
	Jan-10	9,832	10,150	10,467	10,784	11,101	11,418	11,737	12,054	12,370	12,689
	Jan-11	9,662	9,973	10,286	10,598	10,909	11,221	11,532	11,844	12,156	12,468
	Jan-12	9,329	10,009	10,323	10,634	10,949	11,260	11,574	11,886	12,199	12,513
	Jan-13	9,352	9,718	10,332	10,645	10,960	11,272	11,585	11,899	12,212	12,525
	Jan-14	9,335	9,701	10,069	10,576	10,887	11,198	11,509	11,820	12,132	12,442
	Jan-15	9,371	9,738	10,108	10,414	10,804	11,112	11,421	11,730	12,039	12,347
Jan-16	9,428	9,797	10,170	10,478	10,786	11,112	11,421	11,730	12,039	12,347	

Amounts below the grid are based on a high-3 retirement.  
See detailed footnotes following pay grade E1.

**Monthly Gross Retired Pay for Active Duty Non-Disability Retirees as of January 1, 2016**

Pay Grade	Pay Scale	Years of Service										
		20	21	22	23	24	25	26	27	28	29	30
O-6	Apr-55	3,415	3,583	3,971	4,155	4,337	4,522	5,085	5,284	5,487	5,686	5,879
	Jun-58	3,583	3,767	4,176	4,366	4,556	4,748	5,344	5,549	5,759	5,963	6,173
	Oct-63	3,756	3,941	4,369	4,574	4,770	4,966	5,607	5,824	6,045	6,257	6,474
	Sep-64	3,845	4,043	4,479	4,690	4,888	5,094	5,753	5,970	6,195	6,420	6,637
	Sep-65	3,883	4,105	4,549	4,758	4,964	5,170	5,840	6,061	6,291	6,513	6,740
	Jul-66	4,007	4,209	4,697	4,913	5,127	5,338	6,024	6,257	6,488	6,723	6,960
	Oct-67	4,091	4,299	4,766	4,984	5,228	5,449	6,152	6,389	6,627	6,866	7,099
	Jul-68	4,120	4,333	4,805	5,023	5,273	5,492	6,200	6,435	6,673	6,918	7,152
	Jul-69	4,359	4,578	5,072	5,310	5,542	5,805	6,553	6,805	7,063	7,309	7,564
	Jan-70	4,535	4,762	5,280	5,525	5,760	6,001	6,813	7,078	7,339	7,602	7,865
	Jan-71	4,591	4,825	5,348	5,595	5,840	6,085	6,867	7,171	7,440	7,704	7,968
	Nov-71	4,591	4,825	5,348	5,595	5,840	6,085	6,867	7,171	7,440	7,704	7,968
	Jan-72	4,721	4,955	5,497	5,749	5,998	6,248	7,049	7,325	7,644	7,910	8,186
	Oct-72	4,869	5,115	5,665	5,933	6,190	6,450	7,274	7,552	7,880	8,162	8,446
	Oct-73	4,869	5,115	5,665	5,933	6,190	6,450	7,274	7,552	7,834	8,162	8,446
	Oct-74	4,725	4,959	5,501	5,754	6,002	6,253	7,063	7,331	7,602	7,874	8,192
	Oct-75	4,368	4,586	5,083	5,322	5,549	5,788	6,529	6,778	7,031	7,281	7,538
	Oct-76	4,216	4,429	4,913	5,131	5,358	5,586	6,300	6,539	6,780	7,028	7,272
	Oct-77	4,142	4,350	4,820	5,036	5,261	5,480	6,179	6,422	6,658	6,896	7,137
	Oct-78	4,118	4,328	4,802	5,021	5,234	5,453	6,158	6,395	6,634	6,869	7,106
	Oct-79	4,018	4,220	4,682	4,890	5,106	5,321	6,001	6,235	6,466	6,706	6,928
	Oct-80	3,826	4,022	4,463	4,663	4,871	5,071	5,725	5,944	6,165	6,389	6,611
	Oct-81	3,915	4,112	4,570	4,772	4,980	5,189	5,853	6,083	6,304	6,532	6,762
	Oct-82	3,915	4,112	4,570	4,772	4,980	5,189	5,853	6,083	6,304	6,532	6,762
	Jan-84	4,049	4,250	4,710	4,926	5,140	5,358	6,049	6,280	6,512	6,745	6,980
	Jan-85	4,093	4,299	4,767	4,986	5,206	5,420	6,119	6,354	6,587	6,827	7,068
	Oct-85	4,219	4,430	4,915	5,132	5,361	5,588	6,301	6,548	6,783	7,031	7,274
	Jan-87	4,273	4,485	4,972	5,203	5,424	5,651	6,375	6,622	6,868	7,115	7,356
	Jan-88	4,168	4,372	4,853	5,071	5,292	5,515	6,226	6,466	6,710	6,947	7,185
	Jan-89	4,159	4,369	4,842	5,067	5,286	5,510	6,217	6,455	6,690	6,933	7,171
	Jan-90	4,118	4,330	4,799	5,018	5,233	5,455	6,158	6,394	6,631	6,869	7,105
	Jan-91	4,045	4,249	4,707	4,923	5,138	5,351	6,037	6,274	6,506	6,740	6,967
Jan-92	4,105	4,306	4,776	4,995	5,214	5,430	6,127	6,364	6,600	6,837	7,076	
Jan-93	4,132	4,340	4,813	5,031	5,246	5,465	6,173	6,411	6,648	6,886	7,121	
Jan-94	4,119	4,330	4,795	5,018	5,233	5,455	6,158	6,394	6,631	6,869	7,105	
Jan-95	4,112	4,316	4,790	5,008	5,223	5,442	6,141	6,379	6,616	6,854	7,089	
Jan-96	4,091	4,297	4,762	4,979	5,194	5,413	6,105	6,345	6,582	6,819	7,056	
Jan-97	4,105	4,309	4,776	4,994	5,210	5,428	6,125	6,361	6,596	6,836	7,071	
Jan-98	4,153	4,360	4,834	5,054	5,273	5,492	6,200	6,435	6,673	6,918	7,152	
Jan-99	4,246	4,458	4,941	5,165	5,384	5,603	6,335	6,577	6,824	7,068	7,309	
Jan-00	4,332	4,549	5,041	5,272	5,503	5,734	6,466	6,714	6,964	7,210	7,461	
Jul-00	3,861	4,649	5,001	5,227	5,453	5,679	6,363	6,610	6,854	7,096	7,344	
Jan-01	3,891	4,764	5,122	5,353	5,584	5,815	6,501	6,754	7,007	7,260	7,519	
Jul-01	3,936	4,270	5,122	5,353	5,584	5,815	6,501	6,754	7,007	7,260	7,519	
Jan-02	4,048	4,389	5,272	5,512	5,751	6,001	6,709	6,966	7,227	7,483	7,741	
Jan-03	4,155	4,508	4,795	5,083	5,371	5,659	6,363	6,610	6,854	7,096	7,344	
Jan-04	4,215	4,572	4,866	5,210	5,554	5,898	6,413	6,694	6,975	7,256	7,537	
Jan-05	4,256	4,617	4,914	5,262	5,606	5,950	6,418	6,704	6,990	7,276	7,562	
Jan-06	4,235	4,594	4,889	5,237	5,581	5,925	6,418	6,704	6,990	7,276	7,562	
Jan-07	4,303	4,667	4,968	5,319	5,663	6,007	6,418	6,704	6,990	7,276	7,562	
Apr-07	4,254	4,615	4,912	5,261	5,605	5,949	6,418	6,704	6,990	7,276	7,562	
Jan-08	4,180	4,535	4,827	5,170	5,442	5,765	6,047	6,440	6,833	7,226	7,619	
Jan-09	4,261	4,621	4,917	5,267	5,611	5,955	6,162	6,561	6,911	7,260	7,609	
Jan-10	4,406	4,778	5,085	5,447	5,731	6,075	6,371	6,784	7,148	7,517	7,881	
Jan-11	4,407	4,779	5,087	5,448	5,733	6,077	6,374	6,785	7,151	7,520	7,881	
Jan-12	4,461	4,837	5,149	5,515	5,805	6,151	6,451	6,868	7,239	7,613	7,984	
Jan-13	4,471	4,850	5,161	5,528	5,818	6,167	6,468	6,886	7,256	7,631	7,994	
Jan-14	4,464	4,842	5,153	5,519	5,809	6,156	6,457	6,873	7,243	7,619	7,981	
Jan-15	4,489	4,868	5,181	5,549	5,841	6,190	6,493	6,912	7,283	7,661	8,025	
Jan-16	4,541	4,925	5,242	5,614	5,909	6,262	6,568	6,992	7,368	7,750	8,118	

Pay Grade	Pay Scale	Years of Service									
		31	32	33	34	35	36	37	38	39	40
O-6	Jan-07	8,239	8,505	8,772	9,038	9,304	9,569	9,835	10,100	10,366	10,633
	Apr-07	8,405	8,677	8,947	9,218	9,489	9,761	10,032	10,303	10,574	10,845
	Jan-08	8,439	8,712	8,984	9,255	9,529	9,800	10,074	10,345	10,618	10,890
	Jan-09	8,351	8,621	8,890	9,161	9,429	9,699	9,968	10,237	10,507	10,776
	Jan-10	8,634	8,915	9,192	9,471	9,748	10,027	10,307	10,585	10,863	11,142
	Jan-11	8,486	8,759	9,034	9,307	9,582	9,854	10,129	10,402	10,676	10,951
	Jan-12	8,193	8,789	9,065	9,340	9,614	9,889	10,164	10,439	10,714	10,988
	Jan-13	8,213	8,534	9,074	9,350	9,624	9,900	10,175	10,449	10,725	10,999
	Jan-14	8,200	8,520	8,843	9,288	9,561	9,834	10,107	10,380	10,653	10,928
	Jan-15	8,245	8,567	8,892	9,161	9,583	9,857	10,130	10,404	10,678	10,952
	Jan-16	8,341	8,667	8,995	9,268	9,541	9,885	10,262	10,540	10,817	11,094

Amounts below the grid are based on a high-3 retirement.  
See detailed footnotes following pay grade E1.

**Monthly Gross Retired Pay for Active Duty Non-Disability Retirees as of January 1, 2016**

Pay Grade	Pay Scale	Years of Service										
		20	21	22	23	24	25	26	27	28	29	30
O-5	Apr-55	2,950	3,103	3,383	3,541	3,693	3,845	4,001	4,155	4,306	4,465	4,622
	Jun-58	3,103	3,256	3,556	3,717	3,880	4,043	4,206	4,364	4,530	4,693	4,854
	Oct-63	3,394	3,563	3,866	4,047	4,219	4,396	4,575	4,748	4,924	5,103	5,279
	Sep-64	3,477	3,654	3,963	4,147	4,325	4,503	4,691	4,869	5,052	5,228	5,409
	Sep-65	3,511	3,710	4,022	4,208	4,392	4,577	4,760	4,944	5,127	5,313	5,495
	Jul-66	3,621	3,808	4,151	4,346	4,533	4,724	4,915	5,103	5,288	5,481	5,665
	Oct-67	3,697	3,890	4,216	4,407	4,629	4,821	5,018	5,208	5,403	5,595	5,791
	Jul-68	3,726	3,914	4,250	4,440	4,662	4,861	5,057	5,246	5,446	5,639	5,838
	Jul-69	3,938	4,142	4,488	4,696	4,899	5,131	5,340	5,546	5,754	5,959	6,165
	Jan-70	4,100	4,301	4,669	4,882	5,100	5,310	5,550	5,766	5,983	6,200	6,415
	Jan-71	4,151	4,363	4,733	4,948	5,165	5,382	5,596	5,846	6,061	6,283	6,500
	Nov-71	4,151	4,363	4,733	4,948	5,165	5,382	5,596	5,846	6,061	6,283	6,500
	Jan-72	4,264	4,480	4,865	5,080	5,307	5,529	5,750	5,970	6,228	6,455	6,673
	Oct-72	4,404	4,624	5,019	5,245	5,476	5,701	5,933	6,162	6,425	6,657	6,890
	Oct-73	4,404	4,624	5,019	5,245	5,476	5,701	5,933	6,162	6,389	6,657	6,890
	Oct-74	4,273	4,487	4,867	5,083	5,313	5,535	5,755	5,977	6,200	6,423	6,679
	Oct-75	3,949	4,149	4,497	4,707	4,915	5,120	5,323	5,530	5,734	5,939	6,142
	Oct-76	3,811	4,001	4,346	4,539	4,740	4,940	5,131	5,331	5,532	5,731	5,932
	Oct-77	3,738	3,930	4,260	4,457	4,647	4,847	5,040	5,232	5,426	5,625	5,814
	Oct-78	3,725	3,909	4,248	4,434	4,634	4,828	5,023	5,216	5,408	5,601	5,797
	Oct-79	3,629	3,814	4,142	4,328	4,518	4,706	4,893	5,080	5,273	5,458	5,651
	Oct-80	3,463	3,635	3,944	4,125	4,305	4,487	4,668	4,849	5,027	5,208	5,391
	Oct-81	3,543	3,721	4,035	4,220	4,405	4,586	4,772	4,956	5,138	5,328	5,509
	Oct-82	3,543	3,721	4,035	4,220	4,405	4,586	4,772	4,956	5,138	5,328	5,509
	Jan-84	3,657	3,843	4,168	4,359	4,548	4,737	4,926	5,122	5,310	5,498	5,696
	Jan-85	3,700	3,892	4,216	4,408	4,598	4,792	4,988	5,176	5,375	5,566	5,758
	Oct-85	3,812	4,002	4,350	4,543	4,742	4,940	5,132	5,332	5,535	5,733	5,933
	Jan-87	3,858	4,055	4,397	4,593	4,799	5,001	5,203	5,402	5,601	5,803	6,001
	Jan-88	3,770	3,961	4,292	4,488	4,686	4,881	5,072	5,273	5,467	5,661	5,859
	Jan-89	3,764	3,950	4,284	4,480	4,677	4,871	5,068	5,263	5,457	5,653	5,849
	Jan-90	3,725	3,914	4,248	4,435	4,634	4,829	5,019	5,214	5,405	5,601	5,795
	Jan-91	3,658	3,839	4,165	4,357	4,543	4,735	4,924	5,115	5,307	5,497	5,688
	Jan-92	3,710	3,899	4,224	4,422	4,614	4,804	4,998	5,190	5,383	5,578	5,769
	Jan-93	3,735	3,927	4,256	4,452	4,643	4,839	5,032	5,226	5,420	5,612	5,812
	Jan-94	3,726	3,914	4,248	4,435	4,633	4,829	5,019	5,211	5,404	5,600	5,794
	Jan-95	3,721	3,907	4,237	4,430	4,625	4,818	5,010	5,205	5,396	5,591	5,780
	Jan-96	3,696	3,882	4,214	4,406	4,593	4,790	4,980	5,171	5,363	5,558	5,749
	Jan-97	3,710	3,898	4,224	4,420	4,613	4,803	4,995	5,188	5,383	5,575	5,765
	Jan-98	3,756	3,942	4,275	4,470	4,664	4,861	5,059	5,250	5,446	5,641	5,837
	Jan-99	3,838	4,028	4,371	4,572	4,768	4,969	5,168	5,363	5,565	5,764	5,962
Jan-00	3,917	4,113	4,462	4,663	4,868	5,070	5,273	5,478	5,684	5,884	6,087	
Jul-00	3,455	4,068	4,391	4,589	4,791	4,990	5,190	5,392	5,592	5,792	5,992	
Jan-01	3,480	4,165	4,495	4,699	4,904	5,109	5,316	5,519	5,723	5,930	6,134	
Jul-01	3,517	3,796	4,495	4,699	4,904	5,109	5,316	5,519	5,723	5,930	6,134	
Jan-02	3,613	3,897	4,631	4,840	5,049	5,261	5,470	5,686	5,895	6,103	6,316	
Jan-03	3,737	3,996	4,221	4,948	5,166	5,382	5,597	5,812	6,026	6,243	6,458	
Jan-04	3,790	4,053	4,284	4,564	5,268	5,487	5,705	5,927	6,146	6,367	6,586	
Jan-05	3,826	4,095	4,328	4,612	4,857	5,493	5,715	5,936	6,154	6,375	6,594	
Jan-06	3,809	4,073	4,305	4,587	4,835	5,083	5,669	5,888	6,107	6,324	6,542	
Jan-07	3,870	4,139	4,373	4,660	4,912	5,165	5,372	5,854	6,073	6,289	6,506	
Apr-07	3,824	4,093	4,326	4,609	4,856	5,108	5,312	5,854	6,073	6,289	6,506	
Jan-08	3,760	4,022	4,250	4,528	4,773	5,018	5,219	5,420	6,096	6,315	6,533	
Jan-09	3,831	4,096	4,330	4,614	4,861	5,113	5,318	5,522	5,726	6,249	6,465	
Jan-10	3,962	4,236	4,478	4,772	5,029	5,287	5,499	5,710	5,923	6,134	6,685	
Jan-11	3,964	4,237	4,480	4,773	5,031	5,289	5,500	5,713	5,925	6,136	6,348	
Jan-12	4,012	4,290	4,534	4,831	5,091	5,354	5,569	5,784	5,998	6,211	6,426	
Jan-13	4,022	4,300	4,545	4,842	5,104	5,368	5,582	5,797	6,013	6,227	6,442	
Jan-14	4,015	4,294	4,538	4,835	5,096	5,359	5,573	5,788	6,003	6,216	6,431	
Jan-15	4,038	4,317	4,564	4,862	5,124	5,389	5,605	5,820	6,036	6,251	6,467	
Jan-16	4,084	4,368	4,617	4,918	5,183	5,452	5,670	5,888	6,106	6,324	6,542	

Pay Grade	Pay Scale	Years of Service									
		31	32	33	34	35	36	37	38	39	40
O-5	Jan-07	6,723	6,938	7,154	7,375	7,590	7,807	8,024	8,241	8,459	8,677
	Apr-07	6,723	6,938	7,154	7,375	7,590	7,807	8,024	8,241	8,459	8,677
	Jan-08	6,751	6,968	7,186	7,404	7,622	7,839	8,057	8,276	8,495	8,712
	Jan-09	6,681	6,896	7,112	7,327	7,543	7,757	7,975	8,190	8,406	8,621
	Jan-10	6,907	7,131	7,353	7,576	7,800	8,022	8,244	8,469	8,691	8,915
	Jan-11	6,787	7,007	7,227	7,446	7,666	7,882	8,102	8,321	8,541	8,760
	Jan-12	6,641	7,032	7,253	7,472	7,691	7,911	8,131	8,351	8,571	8,790
	Jan-13	6,657	6,871	7,260	7,480	7,700	7,919	8,140	8,360	8,580	8,800
	Jan-14	6,646	6,860	7,074	7,431	7,649	7,868	8,087	8,304	8,523	8,742
	Jan-15	6,683	6,898	7,114	7,329	7,667	7,886	8,105	8,324	8,543	8,762
Jan-16	6,760	6,979	7,197	7,415	7,633	7,888	8,210	8,432	8,654	8,876	

Amounts below the grid are based on a high-3 retirement.  
See detailed footnotes following pay grade E1.

**Monthly Gross Retired Pay for Active Duty Non-Disability Retirees as of January 1, 2016**

Pay Grade	Pay Scale	Years of Service										
		20	21	22	23	24	25	26	27	28	29	30
O-4	Apr-55	2,493	2,622	2,798	2,926	3,060	3,189	3,402	3,540	3,665	3,797	3,932
	Jun-58	2,622	2,750	2,885	3,015	3,142	3,278	3,415	3,545	3,678	3,809	3,941
	Oct-63	2,930	3,082	3,228	3,378	3,523	3,675	3,818	3,967	4,114	4,260	4,408
	Sep-64	3,008	3,155	3,309	3,461	3,612	3,767	3,914	4,063	4,219	4,368	4,522
	Sep-65	3,037	3,205	3,362	3,514	3,666	3,819	3,971	4,129	4,282	4,433	4,588
	Jul-66	3,134	3,293	3,474	3,627	3,783	3,944	4,107	4,262	4,422	4,581	4,740
	Oct-67	3,199	3,362	3,522	3,686	3,866	4,028	4,189	4,355	4,515	4,676	4,835
	Jul-68	3,225	3,385	3,550	3,716	3,898	4,057	4,222	4,387	4,549	4,710	4,876
	Jul-69	3,408	3,581	3,756	3,927	4,093	4,290	4,463	4,636	4,810	4,981	5,157
	Jan-70	3,548	3,723	3,901	4,080	4,258	4,433	4,641	4,823	5,001	5,176	5,358
	Jan-71	3,593	3,772	3,952	4,140	4,311	4,494	4,676	4,883	5,069	5,248	5,427
	Nov-71	3,593	3,772	3,952	4,140	4,311	4,494	4,676	4,883	5,069	5,248	5,427
	Jan-72	3,692	3,876	4,062	4,250	4,432	4,622	4,806	4,989	5,207	5,392	5,585
	Oct-72	3,809	3,999	4,189	4,380	4,576	4,766	4,955	5,145	5,373	5,559	5,755
	Oct-73	3,809	3,999	4,189	4,380	4,576	4,766	4,955	5,145	5,338	5,559	5,755
	Oct-74	3,695	3,882	4,063	4,251	4,433	4,624	4,813	4,994	5,176	5,369	5,588
	Oct-75	3,416	3,590	3,762	3,933	4,105	4,276	4,451	4,622	4,791	4,959	5,131
	Oct-76	3,297	3,461	3,626	3,792	3,960	4,120	4,290	4,457	4,623	4,788	4,950
	Oct-77	3,237	3,399	3,560	3,723	3,891	4,052	4,214	4,371	4,537	4,701	4,865
	Oct-78	3,222	3,384	3,548	3,710	3,872	4,033	4,192	4,359	4,519	4,686	4,840
	Oct-79	3,138	3,303	3,456	3,614	3,772	3,933	4,090	4,250	4,406	4,572	4,724
	Oct-80	2,995	3,141	3,297	3,446	3,600	3,753	3,900	4,053	4,200	4,355	4,500
	Oct-81	3,063	3,216	3,374	3,523	3,679	3,837	3,988	4,146	4,298	4,452	4,602
	Oct-82	3,063	3,216	3,374	3,523	3,679	3,837	3,988	4,146	4,298	4,452	4,602
	Jan-84	3,161	3,320	3,480	3,640	3,797	3,960	4,116	4,277	4,433	4,593	4,756
	Jan-85	3,201	3,362	3,522	3,688	3,844	4,006	4,168	4,330	4,488	4,647	4,814
	Oct-85	3,300	3,463	3,627	3,795	3,962	4,125	4,292	4,458	4,624	4,789	4,955
	Jan-87	3,335	3,505	3,673	3,841	4,007	4,178	4,346	4,515	4,684	4,852	5,018
	Jan-88	3,258	3,420	3,590	3,753	3,909	4,074	4,243	4,406	4,574	4,735	4,896
	Jan-89	3,252	3,416	3,581	3,740	3,905	4,066	4,235	4,397	4,563	4,725	4,886
	Jan-90	3,222	3,384	3,548	3,710	3,872	4,032	4,191	4,358	4,519	4,684	4,840
	Jan-91	3,159	3,322	3,480	3,636	3,797	3,957	4,114	4,275	4,432	4,589	4,752
	Jan-92	3,205	3,372	3,532	3,693	3,852	4,012	4,175	4,338	4,496	4,658	4,823
	Jan-93	3,229	3,396	3,558	3,720	3,880	4,047	4,207	4,368	4,530	4,695	4,853
	Jan-94	3,223	3,385	3,547	3,708	3,872	4,032	4,191	4,357	4,517	4,682	4,841
	Jan-95	3,215	3,379	3,542	3,698	3,862	4,023	4,184	4,350	4,510	4,670	4,834
	Jan-96	3,198	3,360	3,519	3,682	3,842	4,001	4,162	4,327	4,485	4,644	4,804
	Jan-97	3,207	3,372	3,532	3,692	3,854	4,012	4,175	4,337	4,496	4,656	4,821
	Jan-98	3,248	3,413	3,573	3,737	3,900	4,061	4,224	4,389	4,550	4,712	4,876
	Jan-99	3,319	3,486	3,653	3,817	3,983	4,153	4,316	4,485	4,649	4,820	4,982
	Jan-00	3,387	3,559	3,729	3,899	4,068	4,238	4,407	4,578	4,746	4,918	5,086
	Jul-00	3,105	3,501	3,671	3,838	4,003	4,172	4,337	4,505	4,673	4,840	5,008
	Jan-01	3,122	3,586	3,757	3,929	4,098	4,271	4,443	4,614	4,783	4,956	5,127
	Jul-01	3,151	3,344	3,757	3,929	4,098	4,271	4,443	4,614	4,783	4,956	5,127
Jan-02	3,241	3,431	3,923	4,102	4,281	4,460	4,638	4,820	4,995	5,174	5,352	
Jan-03	3,346	3,525	3,694	4,200	4,380	4,562	4,744	4,927	5,109	5,293	5,476	
Jan-04	3,411	3,595	3,763	3,935	4,465	4,652	4,839	5,026	5,211	5,398	5,585	
Jan-05	3,453	3,637	3,812	3,986	4,158	4,658	4,844	5,032	5,218	5,403	5,591	
Jan-06	3,436	3,619	3,794	3,967	4,136	4,310	4,808	4,992	5,178	5,362	5,547	
Jan-07	3,491	3,677	3,854	4,029	4,206	4,379	4,555	4,966	5,148	5,332	5,517	
Apr-07	3,452	3,636	3,811	3,982	4,157	4,331	4,504	4,966	5,148	5,332	5,517	
Jan-08	3,392	3,574	3,743	3,914	4,086	4,255	4,425	4,596	5,170	5,354	5,539	
Jan-09	3,455	3,640	3,814	3,988	4,161	4,336	4,509	4,683	4,855	5,299	5,481	
Jan-10	3,573	3,764	3,944	4,123	4,303	4,483	4,662	4,842	5,021	5,201	5,667	
Jan-11	3,574	3,767	3,945	4,124	4,305	4,485	4,663	4,843	5,024	5,202	5,382	
Jan-12	3,619	3,814	3,995	4,177	4,358	4,541	4,721	4,904	5,085	5,268	5,449	
Jan-13	3,628	3,822	4,005	4,188	4,369	4,552	4,734	4,915	5,098	5,280	5,462	
Jan-14	3,622	3,817	3,998	4,181	4,362	4,544	4,726	4,907	5,090	5,271	5,453	
Jan-15	3,643	3,838	4,021	4,204	4,387	4,570	4,752	4,935	5,118	5,301	5,484	
Jan-16	3,686	3,883	4,068	4,253	4,438	4,623	4,808	4,993	5,178	5,363	5,547	

Pay Grade	Pay Scale	Years of Service									
		31	32	33	34	35	36	37	38	39	40
O-4	Jan-07	5,700	5,884	6,069	6,253	6,436	6,621	6,805	6,988	7,172	7,355
	Apr-07	5,700	5,884	6,069	6,253	6,436	6,621	6,805	6,988	7,172	7,355
	Jan-08	5,724	5,907	6,092	6,278	6,464	6,648	6,833	7,017	7,202	7,387
	Jan-09	5,664	5,846	6,029	6,212	6,394	6,577	6,762	6,944	7,127	7,311
	Jan-10	5,856	6,046	6,235	6,425	6,613	6,802	6,991	7,181	7,371	7,558
	Jan-11	5,756	5,942	6,128	6,312	6,498	6,685	6,870	7,055	7,242	7,428
	Jan-12	5,630	5,962	6,149	6,335	6,522	6,708	6,895	7,080	7,267	7,453
	Jan-13	5,644	5,826	6,156	6,343	6,529	6,716	6,902	7,088	7,275	7,461
	Jan-14	5,635	5,816	5,999	6,301	6,486	6,671	6,856	7,042	7,227	7,413
	Jan-15	5,666	5,849	6,032	6,215	6,501	6,687	6,872	7,058	7,244	7,430
Jan-16	5,732	5,917	6,102	6,287	6,472	6,774	6,962	7,150	7,338	7,526	

Amounts below the grid are based on a high-3 retirement.  
See detailed footnotes following pay grade E1.

**Monthly Gross Retired Pay for Active Duty Non-Disability Retirees as of January 1, 2016**

Pay Grade	Pay Scale	Years of Service										
		20	21	22	23	24	25	26	27	28	29	30
O-3	Apr-55	2,195	2,308	2,493	2,609	2,723	2,840	2,950	3,065	3,184	3,297	3,411
	Jun-58	2,178	2,290	2,400	2,508	2,622	2,733	2,844	2,949	3,062	3,176	3,278
	Oct-63	2,535	2,663	2,789	2,918	3,044	3,177	3,303	3,431	3,558	3,688	3,812
	Sep-64	2,600	2,731	2,860	2,993	3,124	3,254	3,384	3,514	3,645	3,777	3,907
	Sep-65	2,625	2,771	2,909	3,039	3,176	3,304	3,435	3,565	3,700	3,837	3,967
	Jul-66	2,706	2,846	2,996	3,134	3,269	3,408	3,548	3,688	3,819	3,960	4,098
	Oct-67	2,765	2,904	3,043	3,184	3,338	3,480	3,619	3,762	3,900	4,047	4,180
	Jul-68	2,786	2,923	3,065	3,204	3,367	3,507	3,650	3,789	3,932	4,070	4,214
	Jul-69	2,946	3,090	3,244	3,387	3,541	3,710	3,856	4,002	4,154	4,301	4,453
	Jan-70	3,063	3,216	3,372	3,523	3,679	3,834	4,011	4,161	4,315	4,475	4,632
	Jan-71	3,104	3,258	3,416	3,572	3,727	3,890	4,047	4,222	4,377	4,537	4,696
	Nov-71	3,104	3,258	3,416	3,572	3,727	3,890	4,047	4,222	4,377	4,537	4,696
	Jan-72	3,192	3,353	3,511	3,672	3,826	3,992	4,151	4,309	4,495	4,661	4,823
	Oct-72	3,289	3,455	3,619	3,783	3,950	4,116	4,282	4,451	4,641	4,810	4,972
	Oct-73	3,289	3,455	3,619	3,783	3,950	4,116	4,282	4,451	4,614	4,810	4,972
	Oct-74	3,193	3,354	3,513	3,675	3,837	3,996	4,154	4,311	4,475	4,637	4,828
	Oct-75	2,949	3,097	3,249	3,398	3,548	3,695	3,843	3,992	4,144	4,289	4,433
	Oct-76	2,847	2,992	3,134	3,275	3,419	3,563	3,710	3,849	3,996	4,142	4,281
	Oct-77	2,791	2,932	3,075	3,216	3,356	3,499	3,635	3,780	3,919	4,058	4,200
	Oct-78	2,785	2,922	3,064	3,203	3,346	3,483	3,622	3,767	3,902	4,051	4,185
	Oct-79	2,714	2,849	2,987	3,124	3,258	3,398	3,532	3,672	3,808	3,942	4,080
	Oct-80	2,586	2,719	2,848	2,977	3,107	3,243	3,372	3,500	3,627	3,762	3,893
	Oct-81	2,640	2,781	2,912	3,044	3,183	3,312	3,445	3,581	3,716	3,844	3,973
	Oct-82	2,640	2,781	2,912	3,044	3,183	3,312	3,445	3,581	3,716	3,844	3,973
	Jan-84	2,736	2,872	3,008	3,141	3,280	3,419	3,559	3,696	3,837	3,968	4,110
	Jan-85	2,766	2,909	3,044	3,189	3,320	3,461	3,601	3,738	3,882	4,020	4,156
	Oct-85	2,848	2,993	3,135	3,277	3,420	3,564	3,713	3,852	3,997	4,144	4,282
	Jan-87	2,886	3,028	3,177	3,318	3,468	3,611	3,759	3,900	4,051	4,186	4,337
	Jan-88	2,819	2,956	3,097	3,243	3,383	3,522	3,665	3,809	3,949	4,091	4,235
	Jan-89	2,813	2,950	3,090	3,239	3,378	3,517	3,662	3,798	3,942	4,084	4,224
	Jan-90	2,786	2,924	3,065	3,204	3,346	3,484	3,622	3,769	3,904	4,051	4,185
	Jan-91	2,733	2,869	3,006	3,142	3,281	3,418	3,559	3,693	3,832	3,969	4,109
	Jan-92	2,771	2,912	3,051	3,193	3,329	3,474	3,611	3,752	3,891	4,027	4,168
	Jan-93	2,791	2,932	3,075	3,213	3,356	3,493	3,633	3,777	3,915	4,057	4,195
	Jan-94	2,786	2,924	3,064	3,204	3,346	3,486	3,622	3,767	3,905	4,047	4,184
	Jan-95	2,784	2,921	3,060	3,198	3,338	3,480	3,618	3,759	3,900	4,041	4,176
	Jan-96	2,766	2,905	3,043	3,185	3,322	3,459	3,600	3,738	3,876	4,015	4,154
	Jan-97	2,773	2,913	3,051	3,193	3,329	3,474	3,612	3,748	3,890	4,026	4,169
	Jan-98	2,809	2,948	3,088	3,229	3,372	3,512	3,654	3,796	3,933	4,073	4,216
	Jan-99	2,869	3,010	3,157	3,303	3,445	3,591	3,735	3,877	4,021	4,168	4,310
	Jan-00	2,927	3,077	3,223	3,369	3,517	3,665	3,811	3,959	4,107	4,252	4,396
	Jul-00	2,706	3,077	3,223	3,369	3,517	3,665	3,811	3,959	4,107	4,252	4,396
	Jan-01	2,721	3,087	3,235	3,380	3,526	3,675	3,819	3,969	4,116	4,265	4,412
	Jul-01	2,743	2,881	3,235	3,380	3,526	3,675	3,819	3,969	4,116	4,265	4,412
Jan-02	2,813	2,953	3,362	3,513	3,667	3,818	3,972	4,124	4,278	4,433	4,585	
Jan-03	2,882	3,028	3,172	3,596	3,751	3,909	4,063	4,219	4,376	4,533	4,691	
Jan-04	2,933	3,080	3,226	3,373	3,823	3,983	4,147	4,304	4,463	4,624	4,783	
Jan-05	2,968	3,117	3,264	3,414	3,560	3,992	4,151	4,310	4,468	4,629	4,789	
Jan-06	2,951	3,101	3,248	3,397	3,544	3,692	4,117	4,277	4,434	4,593	4,752	
Jan-07	3,000	3,150	3,300	3,451	3,601	3,751	3,902	4,252	4,411	4,569	4,724	
Apr-07	2,968	3,117	3,263	3,413	3,560	3,710	3,858	4,252	4,411	4,569	4,724	
Jan-08	2,915	3,062	3,206	3,354	3,498	3,644	3,792	3,936	4,429	4,585	4,744	
Jan-09	2,971	3,119	3,267	3,417	3,564	3,713	3,862	4,010	4,159	4,538	4,696	
Jan-10	3,071	3,224	3,379	3,534	3,686	3,841	3,994	4,148	4,301	4,455	4,855	
Jan-11	3,072	3,226	3,380	3,535	3,688	3,842	3,996	4,149	4,302	4,456	4,611	
Jan-12	3,112	3,266	3,422	3,578	3,734	3,889	4,045	4,202	4,356	4,512	4,668	
Jan-13	3,119	3,274	3,431	3,587	3,743	3,899	4,055	4,211	4,366	4,523	4,680	
Jan-14	3,114	3,270	3,426	3,581	3,737	3,892	4,049	4,204	4,360	4,516	4,671	
Jan-15	3,132	3,288	3,445	3,601	3,758	3,915	4,071	4,228	4,385	4,541	4,698	
Jan-16	3,168	3,327	3,485	3,643	3,802	3,960	4,119	4,277	4,436	4,594	4,752	

Pay Grade	Pay Scale	Years of Service									
		31	32	33	34	35	36	37	38	39	40
O-3	Jan-07	4,882	5,040	5,198	5,355	5,513	5,669	5,827	5,987	6,144	6,301
	Apr-07	4,882	5,040	5,198	5,355	5,513	5,669	5,827	5,987	6,144	6,301
	Jan-08	4,903	5,060	5,219	5,378	5,536	5,695	5,852	6,012	6,169	6,327
	Jan-09	4,852	5,008	5,166	5,322	5,478	5,635	5,791	5,948	6,105	6,262
	Jan-10	5,017	5,179	5,341	5,504	5,665	5,827	5,990	6,150	6,313	6,475
	Jan-11	4,930	5,090	5,249	5,408	5,568	5,726	5,886	6,044	6,204	6,364
	Jan-12	4,824	5,108	5,268	5,427	5,587	5,747	5,906	6,066	6,226	6,385
	Jan-13	4,835	4,991	5,274	5,433	5,593	5,754	5,913	6,073	6,233	6,392
	Jan-14	4,828	4,983	5,139	5,398	5,556	5,715	5,874	6,033	6,191	6,350
	Jan-15	4,854	5,011	5,168	5,324	5,569	5,728	5,887	6,047	6,206	6,365
	Jan-16	4,911	5,069	5,228	5,386	5,545	5,803	5,964	6,125	6,286	6,448

Amounts below the grid are based on a high-3 retirement.  
See detailed footnotes following pay grade E1.



**Monthly Gross Retired Pay for Active Duty Non-Disability Retirees as of January 1, 2016**

Pay Grade	Pay Scale	Years of Service										
		20	21	22	23	24	25	26	27	28	29	30
O-2	Apr-55	1,816	1,906	2,000	2,090	2,182	2,277	2,366	2,458	2,551	2,639	2,737
	Jun-58	1,571	1,652	1,733	1,809	1,892	1,967	2,050	2,123	2,212	2,288	2,367
	Oct-63	1,875	1,967	2,068	2,159	2,255	2,348	2,445	2,540	2,634	2,731	2,825
	Sep-64	1,920	2,021	2,115	2,215	2,313	2,411	2,506	2,603	2,701	2,794	2,893
	Sep-65	1,941	2,050	2,149	2,248	2,347	2,445	2,546	2,639	2,741	2,844	2,939
	Jul-66	2,005	2,106	2,218	2,319	2,424	2,528	2,627	2,731	2,829	2,927	3,036
	Oct-67	2,047	2,148	2,251	2,357	2,472	2,575	2,678	2,786	2,887	2,993	3,096
	Jul-68	2,060	2,168	2,267	2,372	2,487	2,595	2,701	2,802	2,911	3,013	3,121
	Jul-69	2,178	2,288	2,400	2,507	2,622	2,743	2,853	2,964	3,075	3,190	3,300
	Jan-70	2,265	2,379	2,493	2,609	2,723	2,840	2,969	3,085	3,199	3,315	3,433
	Jan-71	2,293	2,417	2,532	2,640	2,763	2,880	2,993	3,129	3,245	3,362	3,477
	Nov-71	2,293	2,417	2,532	2,640	2,763	2,880	2,993	3,129	3,245	3,362	3,477
	Jan-72	2,362	2,481	2,601	2,719	2,840	2,955	3,075	3,197	3,329	3,452	3,572
	Oct-72	2,433	2,556	2,678	2,802	2,925	3,046	3,177	3,297	3,436	3,561	3,689
	Oct-73	2,433	2,556	2,678	2,802	2,925	3,046	3,177	3,297	3,418	3,561	3,689
	Oct-74	2,365	2,482	2,602	2,722	2,844	2,957	3,080	3,198	3,316	3,436	3,578
	Oct-75	2,186	2,292	2,409	2,520	2,627	2,737	2,847	2,956	3,065	3,181	3,285
	Oct-76	2,107	2,215	2,319	2,426	2,534	2,636	2,744	2,852	2,957	3,064	3,176
	Oct-77	2,069	2,174	2,282	2,379	2,485	2,591	2,698	2,794	2,904	3,008	3,117
	Oct-78	2,057	2,167	2,267	2,372	2,473	2,579	2,681	2,787	2,892	2,996	3,097
	Oct-79	2,006	2,108	2,212	2,313	2,415	2,520	2,617	2,719	2,819	2,920	3,021
	Oct-80	1,913	2,009	2,107	2,209	2,297	2,399	2,493	2,591	2,683	2,786	2,883
	Oct-81	1,962	2,056	2,154	2,255	2,353	2,454	2,551	2,652	2,747	2,848	2,947
	Oct-82	1,962	2,056	2,154	2,255	2,353	2,454	2,551	2,652	2,747	2,848	2,947
	Jan-84	2,025	2,119	2,229	2,330	2,427	2,534	2,634	2,738	2,840	2,940	3,044
	Jan-85	2,047	2,149	2,252	2,361	2,459	2,561	2,669	2,769	2,873	2,977	3,080
	Oct-85	2,108	2,216	2,319	2,426	2,535	2,638	2,747	2,853	2,957	3,065	3,177
	Jan-87	2,135	2,242	2,348	2,458	2,565	2,671	2,785	2,890	2,999	3,106	3,208
	Jan-88	2,086	2,188	2,293	2,400	2,503	2,610	2,718	2,822	2,923	3,032	3,135
	Jan-89	2,084	2,186	2,291	2,397	2,502	2,605	2,713	2,817	2,920	3,026	3,131
	Jan-90	2,060	2,168	2,267	2,374	2,480	2,581	2,683	2,790	2,895	2,999	3,106
	Jan-91	2,026	2,123	2,229	2,330	2,429	2,534	2,634	2,738	2,840	2,941	3,043
	Jan-92	2,053	2,155	2,260	2,364	2,470	2,571	2,671	2,780	2,882	2,987	3,087
	Jan-93	2,070	2,175	2,277	2,379	2,484	2,590	2,697	2,794	2,904	3,005	3,112
	Jan-94	2,060	2,168	2,268	2,375	2,478	2,581	2,685	2,790	2,895	2,999	3,103
	Jan-95	2,058	2,166	2,265	2,372	2,474	2,578	2,679	2,786	2,890	2,995	3,099
	Jan-96	2,049	2,150	2,254	2,360	2,461	2,563	2,667	2,770	2,876	2,977	3,080
	Jan-97	2,054	2,159	2,261	2,366	2,469	2,571	2,674	2,781	2,883	2,986	3,088
	Jan-98	2,083	2,184	2,290	2,393	2,500	2,603	2,707	2,816	2,918	3,021	3,126
	Jan-99	2,128	2,233	2,341	2,446	2,554	2,663	2,767	2,876	2,984	3,088	3,194
	Jan-00	2,172	2,283	2,388	2,499	2,608	2,719	2,825	2,936	3,043	3,151	3,259
	Jul-00	2,006	2,283	2,388	2,499	2,608	2,719	2,825	2,936	3,043	3,151	3,259
	Jan-01	2,014	2,289	2,397	2,508	2,617	2,726	2,832	2,942	3,053	3,160	3,272
	Jul-01	2,035	2,136	2,397	2,508	2,617	2,726	2,832	2,942	3,053	3,160	3,272
	Jan-02	2,081	2,185	2,470	2,580	2,695	2,806	2,919	3,034	3,142	3,255	3,369
	Jan-03	2,127	2,232	2,340	2,640	2,755	2,869	2,985	3,100	3,215	3,329	3,445
	Jan-04	2,158	2,265	2,374	2,483	2,809	2,926	3,044	3,160	3,280	3,398	3,514
	Jan-05	2,179	2,290	2,399	2,508	2,618	2,932	3,047	3,163	3,283	3,401	3,519
	Jan-06	2,170	2,278	2,386	2,494	2,604	2,712	3,026	3,142	3,258	3,376	3,492
	Jan-07	2,205	2,314	2,425	2,534	2,645	2,757	2,866	3,125	3,241	3,357	3,472
	Apr-07	2,179	2,289	2,397	2,507	2,617	2,725	2,833	3,125	3,241	3,357	3,472
	Jan-08	2,141	2,249	2,357	2,463	2,571	2,678	2,786	2,893	3,254	3,369	3,486
	Jan-09	2,182	2,292	2,400	2,510	2,619	2,729	2,837	2,947	3,057	3,336	3,450
	Jan-10	2,256	2,370	2,484	2,597	2,708	2,822	2,935	3,047	3,160	3,274	3,567
	Jan-11	2,257	2,371	2,484	2,597	2,710	2,823	2,936	3,049	3,162	3,275	3,387
	Jan-12	2,286	2,400	2,515	2,629	2,743	2,858	2,973	3,087	3,202	3,316	3,430
	Jan-13	2,292	2,407	2,522	2,637	2,750	2,864	2,979	3,094	3,209	3,324	3,439
	Jan-14	2,288	2,403	2,518	2,632	2,747	2,861	2,975	3,090	3,204	3,319	3,433
	Jan-15	2,302	2,417	2,532	2,647	2,762	2,877	2,992	3,107	3,222	3,338	3,453
	Jan-16	2,328	2,445	2,561	2,678	2,794	2,911	3,027	3,144	3,260	3,376	3,493

Pay Grade	Pay Scale	Years of Service									
		31	32	33	34	35	36	37	38	39	40
O-2	Jan-07	3,587	3,702	3,818	3,935	4,051	4,166	4,282	4,397	4,515	4,631
	Apr-07	3,587	3,702	3,818	3,935	4,051	4,166	4,282	4,397	4,515	4,631
	Jan-08	3,603	3,720	3,837	3,953	4,069	4,183	4,300	4,417	4,533	4,649
	Jan-09	3,565	3,680	3,796	3,911	4,027	4,142	4,255	4,371	4,487	4,601
	Jan-10	3,687	3,806	3,925	4,043	4,163	4,282	4,401	4,520	4,639	4,759
	Jan-11	3,622	3,740	3,857	3,974	4,091	4,208	4,325	4,441	4,559	4,675
	Jan-12	3,544	3,753	3,871	3,988	4,105	4,223	4,341	4,458	4,575	4,693
	Jan-13	3,554	3,668	3,875	3,993	4,111	4,227	4,345	4,463	4,580	4,698
	Jan-14	3,548	3,663	3,777	3,967	4,084	4,201	4,317	4,434	4,550	4,667
	Jan-15	3,568	3,683	3,798	3,913	4,093	4,210	4,327	4,444	4,561	4,678
	Jan-16	3,609	3,726	3,842	3,959	4,075	4,265	4,383	4,502	4,620	4,739

Amounts below the grid are based on a high-3 retirement.  
See detailed footnotes following pay grade E1.

**Monthly Gross Retired Pay for Active Duty Non-Disability Retirees as of January 1, 2016**

Pay Grade	Pay Scale	Years of Service										
		20	21	22	23	24	25	26	27	28	29	30
O-1	Apr-55	1,645	1,727	1,809	1,896	1,973	2,057	2,142	2,228	2,308	2,389	2,473
	Jun-58	1,298	1,363	1,424	1,492	1,559	1,621	1,691	1,755	1,821	1,889	1,957
	Oct-63	1,474	1,554	1,622	1,700	1,772	1,852	1,923	2,000	2,073	2,149	2,228
	Sep-64	1,516	1,594	1,667	1,745	1,821	1,898	1,972	2,050	2,122	2,207	2,285
	Sep-65	1,527	1,613	1,694	1,769	1,852	1,923	2,005	2,084	2,159	2,237	2,315
	Jul-66	1,575	1,658	1,750	1,829	1,906	1,988	2,069	2,148	2,230	2,312	2,389
	Oct-67	1,611	1,691	1,770	1,856	1,948	2,028	2,110	2,193	2,282	2,361	2,435
	Jul-68	1,620	1,704	1,784	1,869	1,964	2,047	2,122	2,212	2,291	2,375	2,458
	Jul-69	1,713	1,804	1,889	1,973	2,062	2,165	2,248	2,336	2,424	2,508	2,600
	Jan-70	1,781	1,875	1,965	2,054	2,146	2,235	2,343	2,427	2,527	2,610	2,703
	Jan-71	1,808	1,899	1,989	2,084	2,175	2,265	2,361	2,463	2,554	2,646	2,740
	Nov-71	1,808	1,899	1,989	2,084	2,175	2,265	2,361	2,463	2,554	2,646	2,740
	Jan-72	1,859	1,953	2,047	2,139	2,232	2,327	2,424	2,521	2,627	2,721	2,814
	Oct-72	1,915	2,017	2,110	2,211	2,304	2,405	2,499	2,595	2,707	2,805	2,904
	Oct-73	1,915	2,017	2,110	2,211	2,304	2,405	2,499	2,595	2,697	2,805	2,904
	Oct-74	1,860	1,957	2,049	2,142	2,237	2,332	2,425	2,525	2,610	2,706	2,819
	Oct-75	1,716	1,807	1,896	1,978	2,069	2,154	2,242	2,330	2,420	2,503	2,587
	Oct-76	1,658	1,745	1,826	1,907	1,994	2,076	2,165	2,246	2,330	2,417	2,496
	Oct-77	1,622	1,711	1,795	1,875	1,959	2,040	2,119	2,209	2,287	2,367	2,454
	Oct-78	1,617	1,704	1,781	1,866	1,949	2,031	2,111	2,195	2,282	2,362	2,438
	Oct-79	1,577	1,660	1,743	1,817	1,899	1,978	2,057	2,139	2,221	2,294	2,378
	Oct-80	1,506	1,578	1,658	1,735	1,809	1,888	1,964	2,040	2,112	2,192	2,267
	Oct-81	1,540	1,616	1,697	1,770	1,855	1,934	2,007	2,088	2,167	2,242	2,319
	Oct-82	1,540	1,616	1,697	1,770	1,855	1,934	2,007	2,088	2,167	2,242	2,319
	Jan-84	1,594	1,670	1,753	1,832	1,908	1,994	2,073	2,154	2,235	2,315	2,399
	Jan-85	1,611	1,691	1,770	1,856	1,938	2,019	2,100	2,179	2,260	2,345	2,425
	Oct-85	1,660	1,745	1,829	1,907	1,998	2,076	2,167	2,246	2,332	2,417	2,499
	Jan-87	1,679	1,766	1,852	1,937	2,021	2,106	2,191	2,277	2,362	2,445	2,531
	Jan-88	1,643	1,726	1,808	1,889	1,972	2,054	2,136	2,221	2,304	2,387	2,470
	Jan-89	1,642	1,718	1,805	1,887	1,969	2,050	2,135	2,218	2,300	2,380	2,467
	Jan-90	1,621	1,706	1,786	1,871	1,953	2,034	2,112	2,195	2,283	2,362	2,441
	Jan-91	1,595	1,674	1,754	1,834	1,913	1,994	2,074	2,155	2,235	2,315	2,399
	Jan-92	1,616	1,697	1,777	1,861	1,946	2,026	2,107	2,186	2,267	2,350	2,431
	Jan-93	1,626	1,712	1,795	1,877	1,959	2,040	2,122	2,205	2,288	2,367	2,448
	Jan-94	1,622	1,708	1,790	1,871	1,953	2,036	2,115	2,195	2,283	2,362	2,445
	Jan-95	1,620	1,705	1,783	1,867	1,949	2,031	2,111	2,193	2,275	2,360	2,439
	Jan-96	1,613	1,696	1,776	1,859	1,939	2,024	2,103	2,183	2,264	2,345	2,426
	Jan-97	1,619	1,700	1,780	1,865	1,946	2,027	2,108	2,190	2,268	2,352	2,435
	Jan-98	1,642	1,718	1,806	1,887	1,971	2,050	2,135	2,218	2,298	2,380	2,463
	Jan-99	1,677	1,760	1,845	1,930	2,013	2,099	2,182	2,265	2,350	2,433	2,519
	Jan-00	1,710	1,798	1,884	1,971	2,054	2,141	2,230	2,313	2,400	2,485	2,570
	Jul-00	1,579	1,798	1,884	1,971	2,054	2,141	2,230	2,313	2,400	2,485	2,570
	Jan-01	1,589	1,805	1,889	1,976	2,062	2,149	2,235	2,321	2,410	2,491	2,579
	Jul-01	1,603	1,683	1,889	1,976	2,062	2,149	2,235	2,321	2,410	2,491	2,579
	Jan-02	1,642	1,721	1,947	2,036	2,124	2,215	2,303	2,387	2,480	2,567	2,658
	Jan-03	1,677	1,760	1,845	2,081	2,175	2,264	2,357	2,445	2,534	2,627	2,720
	Jan-04	1,702	1,786	1,871	1,956	2,217	2,309	2,400	2,492	2,585	2,678	2,771
	Jan-05	1,717	1,807	1,891	1,977	2,065	2,311	2,405	2,495	2,589	2,681	2,776
Jan-06	1,710	1,798	1,883	1,967	2,054	2,138	2,386	2,480	2,570	2,663	2,754	
Jan-07	1,739	1,825	1,911	2,000	2,086	2,174	2,260	2,464	2,556	2,647	2,738	
Apr-07	1,717	1,806	1,891	1,978	2,065	2,149	2,236	2,464	2,556	2,647	2,738	
Jan-08	1,689	1,773	1,860	1,944	2,028	2,114	2,196	2,282	2,567	2,659	2,750	
Jan-09	1,722	1,808	1,893	1,981	2,067	2,152	2,239	2,325	2,412	2,631	2,723	
Jan-10	1,780	1,870	1,958	2,048	2,137	2,227	2,315	2,404	2,494	2,583	2,815	
Jan-11	1,780	1,871	1,959	2,049	2,138	2,228	2,315	2,405	2,495	2,583	2,673	
Jan-12	1,804	1,894	1,984	2,074	2,165	2,254	2,346	2,435	2,526	2,616	2,707	
Jan-13	1,809	1,898	1,989	2,080	2,170	2,260	2,352	2,441	2,532	2,623	2,713	
Jan-14	1,805	1,896	1,987	2,076	2,167	2,258	2,348	2,438	2,528	2,619	2,709	
Jan-15	1,816	1,907	1,998	2,089	2,180	2,270	2,361	2,452	2,543	2,634	2,725	
Jan-16	1,837	1,929	2,021	2,113	2,205	2,297	2,389	2,481	2,573	2,664	2,756	
Pay Grade	Pay Scale	Years of Service										
		31	32	33	34	35	36	37	38	39	40	
O-1	Jan-07	2,830	2,922	3,011	3,104	3,196	3,286	3,379	3,471	3,560	3,654	
	Apr-07	2,830	2,922	3,011	3,104	3,196	3,286	3,379	3,471	3,560	3,654	
	Jan-08	2,843	2,935	3,026	3,118	3,210	3,301	3,392	3,485	3,575	3,669	
	Jan-09	2,813	2,905	2,995	3,085	3,177	3,267	3,358	3,449	3,540	3,630	
	Jan-10	2,910	3,003	3,097	3,191	3,284	3,378	3,474	3,566	3,661	3,754	
	Jan-11	2,858	2,951	3,043	3,135	3,227	3,320	3,412	3,504	3,597	3,689	
	Jan-12	2,796	2,962	3,054	3,146	3,240	3,332	3,424	3,517	3,610	3,702	
	Jan-13	2,803	2,895	3,058	3,151	3,243	3,336	3,429	3,521	3,614	3,707	
	Jan-14	2,799	2,890	2,980	3,131	3,222	3,314	3,407	3,498	3,591	3,683	
	Jan-15	2,815	2,906	2,997	3,088	3,230	3,322	3,415	3,507	3,599	3,692	
	Jan-16	2,848	2,940	3,032	3,124	3,216	3,366	3,459	3,553	3,646	3,740	

Amounts below the grid are based on a high-3 retirement.  
See detailed footnotes following pay grade E1.

**Monthly Gross Retired Pay for Active Duty Non-Disability Retirees as of January 1, 2016**

Pay Grade	Pay Scale	Years of Service										
		20	21	22	23	24	25	26	27	28	29	30
O-3E	Apr-55	2,195	2,308	2,493	2,609	2,723	2,840	2,950	3,065	3,184	3,297	3,411
	Jun-58	2,223	2,334	2,446	2,556	2,670	2,785	2,893	3,008	3,121	3,229	3,346
	Oct-63	2,574	2,704	2,831	2,962	3,090	3,223	3,354	3,481	3,612	3,739	3,872
	Sep-64	2,636	2,771	2,909	3,039	3,176	3,305	3,436	3,571	3,704	3,838	3,968
	Sep-65	2,665	2,816	2,948	3,084	3,219	3,355	3,486	3,622	3,762	3,898	4,032
	Jul-66	2,749	2,887	3,044	3,189	3,325	3,461	3,601	3,738	3,882	4,020	4,156
	Oct-67	2,805	2,948	3,088	3,229	3,394	3,532	3,678	3,818	3,962	4,105	4,248
	Jul-68	2,827	2,969	3,118	3,255	3,418	3,561	3,705	3,849	3,992	4,140	4,279
	Jul-69	2,992	3,138	3,293	3,439	3,593	3,767	3,914	4,065	4,219	4,369	4,522
	Jan-70	3,109	3,265	3,425	3,581	3,734	3,897	4,070	4,234	4,390	4,544	4,702
	Jan-71	3,148	3,310	3,474	3,627	3,783	3,944	4,107	4,289	4,451	4,604	4,766
	Nov-71	3,148	3,310	3,474	3,627	3,783	3,944	4,107	4,289	4,451	4,604	4,766
	Jan-72	3,243	3,402	3,563	3,726	3,893	4,054	4,216	4,377	4,574	4,733	4,896
	Oct-72	3,344	3,511	3,678	3,844	4,012	4,180	4,353	4,518	4,710	4,881	5,054
	Oct-73	3,344	3,511	3,678	3,844	4,012	4,180	4,353	4,518	4,690	4,881	5,054
	Oct-74	3,244	3,403	3,565	3,730	3,897	4,056	4,220	4,386	4,544	4,708	4,901
	Oct-75	2,996	3,142	3,300	3,451	3,601	3,756	3,901	4,054	4,207	4,358	4,503
	Oct-76	2,892	3,037	3,184	3,327	3,476	3,615	3,767	3,908	4,056	4,200	4,352
	Oct-77	2,840	2,979	3,124	3,263	3,408	3,553	3,695	3,838	3,980	4,118	4,264
	Oct-78	2,826	2,965	3,109	3,254	3,398	3,541	3,679	3,820	3,965	4,109	4,250
	Oct-79	2,753	2,893	3,034	3,176	3,309	3,446	3,590	3,725	3,866	4,002	4,146
	Oct-80	2,627	2,758	2,892	3,023	3,151	3,289	3,419	3,556	3,689	3,817	3,949
	Oct-81	2,681	2,820	2,956	3,090	3,228	3,363	3,499	3,632	3,770	3,902	4,043
	Oct-82	2,681	2,820	2,956	3,090	3,228	3,363	3,499	3,632	3,770	3,902	4,043
	Jan-84	2,771	2,912	3,057	3,194	3,328	3,475	3,612	3,756	3,893	4,032	4,173
	Jan-85	2,805	2,948	3,088	3,229	3,374	3,513	3,657	3,796	3,938	4,079	4,220
	Oct-85	2,892	3,039	3,184	3,327	3,476	3,619	3,767	3,908	4,056	4,206	4,352
	Jan-87	2,925	3,075	3,219	3,369	3,517	3,665	3,812	3,960	4,109	4,253	4,404
	Jan-88	2,853	3,002	3,142	3,289	3,434	3,578	3,721	3,862	4,006	4,154	4,298
	Jan-89	2,852	2,999	3,138	3,281	3,431	3,571	3,717	3,856	4,001	4,148	4,289
	Jan-90	2,826	2,969	3,116	3,253	3,397	3,540	3,678	3,820	3,963	4,109	4,250
	Jan-91	2,771	2,912	3,051	3,193	3,328	3,474	3,611	3,752	3,891	4,027	4,170
	Jan-92	2,816	2,954	3,097	3,242	3,383	3,522	3,665	3,806	3,946	4,088	4,230
	Jan-93	2,831	2,977	3,119	3,259	3,402	3,547	3,691	3,832	3,972	4,116	4,260
	Jan-94	2,827	2,971	3,114	3,252	3,396	3,539	3,679	3,819	3,963	4,107	4,250
	Jan-95	2,823	2,964	3,107	3,248	3,389	3,532	3,675	3,814	3,957	4,098	4,240
	Jan-96	2,805	2,947	3,088	3,228	3,369	3,511	3,654	3,795	3,932	4,073	4,216
	Jan-97	2,817	2,954	3,099	3,243	3,380	3,521	3,665	3,806	3,946	4,088	4,228
	Jan-98	2,849	2,996	3,135	3,279	3,424	3,565	3,705	3,852	3,996	4,139	4,279
	Jan-99	2,913	3,060	3,204	3,353	3,495	3,642	3,790	3,935	4,081	4,226	4,373
	Jan-00	2,973	3,122	3,272	3,420	3,569	3,720	3,869	4,018	4,168	4,314	4,464
	Jul-00	2,759	3,215	3,372	3,522	3,677	3,831	3,983	4,140	4,290	4,446	4,596
	Jan-01	2,796	3,295	3,450	3,610	3,764	3,922	4,080	4,237	4,394	4,551	4,708
	Jul-01	2,847	2,989	3,450	3,610	3,764	3,922	4,080	4,237	4,394	4,551	4,708
Jan-02	2,954	3,103	3,587	3,751	3,914	4,078	4,240	4,404	4,569	4,731	4,893	
Jan-03	3,047	3,228	3,385	3,838	4,002	4,171	4,337	4,505	4,672	4,839	5,005	
Jan-04	3,102	3,286	3,445	3,601	4,082	4,252	4,423	4,592	4,765	4,932	5,105	
Jan-05	3,138	3,326	3,484	3,642	3,802	4,258	4,428	4,597	4,770	4,940	5,110	
Jan-06	3,123	3,309	3,466	3,624	3,782	3,940	4,394	4,565	4,733	4,902	5,071	
Jan-07	3,175	3,362	3,522	3,682	3,843	4,002	4,162	4,537	4,707	4,874	5,042	
Apr-07	3,137	3,324	3,484	3,640	3,800	3,959	4,117	4,537	4,707	4,874	5,042	
Jan-08	3,082	3,267	3,423	3,579	3,734	3,891	4,045	4,203	4,727	4,896	5,064	
Jan-09	3,141	3,328	3,487	3,645	3,805	3,964	4,121	4,280	4,438	4,844	5,011	
Jan-10	3,249	3,443	3,607	3,770	3,934	4,098	4,263	4,427	4,589	4,755	5,181	
Jan-11	3,250	3,444	3,608	3,772	3,935	4,100	4,264	4,428	4,592	4,758	4,920	
Jan-12	3,288	3,486	3,653	3,819	3,984	4,151	4,317	4,483	4,648	4,815	4,982	
Jan-13	3,298	3,495	3,662	3,829	3,995	4,161	4,328	4,494	4,661	4,827	4,994	
Jan-14	3,293	3,489	3,656	3,822	3,988	4,154	4,321	4,487	4,653	4,820	4,986	
Jan-15	3,311	3,509	3,676	3,844	4,011	4,178	4,345	4,512	4,679	4,846	5,014	
Jan-16	3,350	3,550	3,719	3,888	4,057	4,227	4,396	4,565	4,734	4,903	5,072	

Pay Grade	Pay Scale	Years of Service									
		31	32	33	34	35	36	37	38	39	40
O-3E	Jan-07	5,210	5,380	5,546	5,716	5,884	6,053	6,219	6,388	6,558	6,724
	Apr-07	5,210	5,380	5,546	5,716	5,884	6,053	6,219	6,388	6,558	6,724
	Jan-08	5,233	5,401	5,571	5,739	5,907	6,078	6,246	6,416	6,585	6,753
	Jan-09	5,178	5,346	5,514	5,680	5,846	6,015	6,181	6,349	6,515	6,683
	Jan-10	5,354	5,528	5,700	5,874	6,046	6,218	6,391	6,565	6,737	6,909
	Jan-11	5,261	5,430	5,602	5,771	5,942	6,111	6,280	6,450	6,621	6,789
	Jan-12	5,148	5,452	5,621	5,792	5,962	6,134	6,303	6,474	6,645	6,815
	Jan-13	5,160	5,328	5,629	5,798	5,968	6,139	6,310	6,481	6,651	6,822
	Jan-14	5,152	5,318	5,485	5,761	5,930	6,099	6,269	6,438	6,607	6,778
	Jan-15	5,181	5,348	5,515	5,682	5,944	6,113	6,283	6,453	6,623	6,793
	Jan-16	5,241	5,410	5,579	5,748	5,917	6,193	6,365	6,537	6,709	6,881

Amounts below the grid are based on a high-3 retirement.  
See detailed footnotes following pay grade E1.

**Monthly Gross Retired Pay for Active Duty Non-Disability Retirees as of January 1, 2016**

Pay Grade	Pay Scale	Years of Service										
		20	21	22	23	24	25	26	27	28	29	30
O-2E	Apr-55	1,816	1,906	2,000	2,090	2,182	2,277	2,366	2,458	2,551	2,639	2,737
	Jun-58	1,862	1,963	2,054	2,148	2,242	2,337	2,429	2,529	2,622	2,718	2,809
	Oct-63	2,175	2,287	2,397	2,503	2,617	2,723	2,831	2,946	3,057	3,161	3,272
	Sep-64	2,230	2,344	2,455	2,568	2,678	2,790	2,909	3,015	3,130	3,245	3,355
	Sep-65	2,251	2,378	2,489	2,605	2,722	2,835	2,949	3,064	3,181	3,296	3,404
	Jul-66	2,326	2,438	2,574	2,694	2,809	2,925	3,044	3,161	3,278	3,401	3,519
	Oct-67	2,372	2,489	2,610	2,733	2,869	2,989	3,107	3,228	3,353	3,474	3,592
	Jul-68	2,389	2,513	2,633	2,750	2,890	3,010	3,134	3,254	3,378	3,495	3,615
	Jul-69	2,531	2,655	2,785	2,911	3,039	3,189	3,310	3,437	3,565	3,696	3,820
	Jan-70	2,630	2,765	2,893	3,028	3,157	3,296	3,443	3,581	3,716	3,844	3,973
	Jan-71	2,667	2,798	2,930	3,066	3,201	3,336	3,474	3,626	3,764	3,898	4,032
	Nov-71	2,667	2,798	2,930	3,066	3,201	3,336	3,474	3,626	3,764	3,898	4,032
	Jan-72	2,738	2,880	3,013	3,148	3,289	3,431	3,564	3,704	3,866	4,001	4,146
	Oct-72	2,825	2,965	3,109	3,252	3,397	3,540	3,679	3,819	3,988	4,129	4,275
	Oct-73	2,825	2,965	3,109	3,252	3,397	3,540	3,679	3,819	3,963	4,129	4,275
	Oct-74	2,741	2,882	3,015	3,151	3,296	3,433	3,571	3,710	3,844	3,986	4,148
	Oct-75	2,535	2,663	2,789	2,917	3,044	3,177	3,303	3,431	3,558	3,688	3,811
	Oct-76	2,445	2,568	2,694	2,814	2,939	3,062	3,189	3,306	3,433	3,556	3,678
	Oct-77	2,400	2,525	2,638	2,763	2,883	3,004	3,124	3,248	3,367	3,484	3,610
	Oct-78	2,387	2,507	2,630	2,749	2,872	2,992	3,117	3,233	3,354	3,475	3,596
	Oct-79	2,330	2,445	2,561	2,678	2,794	2,917	3,036	3,146	3,265	3,384	3,501
	Oct-80	2,221	2,332	2,441	2,554	2,669	2,784	2,892	3,004	3,119	3,228	3,338
	Oct-81	2,268	2,380	2,499	2,610	2,731	2,845	2,956	3,074	3,190	3,304	3,416
	Oct-82	2,268	2,380	2,499	2,610	2,731	2,845	2,956	3,074	3,190	3,304	3,416
	Jan-84	2,345	2,464	2,579	2,700	2,819	2,932	3,057	3,176	3,293	3,408	3,525
	Jan-85	2,372	2,489	2,610	2,736	2,849	2,969	3,088	3,208	3,328	3,451	3,571
	Oct-85	2,445	2,568	2,694	2,814	2,939	3,062	3,189	3,306	3,433	3,556	3,678
	Jan-87	2,477	2,601	2,723	2,848	2,972	3,097	3,222	3,351	3,475	3,600	3,722
	Jan-88	2,417	2,538	2,663	2,784	2,904	3,025	3,142	3,265	3,388	3,512	3,632
	Jan-89	2,415	2,534	2,655	2,780	2,899	3,021	3,138	3,262	3,384	3,505	3,626
	Jan-90	2,389	2,510	2,630	2,749	2,872	2,993	3,116	3,237	3,354	3,476	3,597
	Jan-91	2,345	2,463	2,581	2,700	2,817	2,936	3,057	3,174	3,289	3,407	3,523
	Jan-92	2,378	2,499	2,622	2,740	2,858	2,979	3,101	3,219	3,337	3,459	3,575
	Jan-93	2,399	2,520	2,639	2,762	2,881	3,002	3,121	3,243	3,362	3,483	3,603
	Jan-94	2,391	2,511	2,633	2,753	2,872	2,995	3,114	3,233	3,355	3,475	3,596
	Jan-95	2,387	2,509	2,629	2,748	2,868	2,989	3,108	3,227	3,347	3,468	3,585
	Jan-96	2,374	2,493	2,617	2,732	2,852	2,971	3,090	3,208	3,328	3,446	3,567
	Jan-97	2,380	2,503	2,623	2,741	2,860	2,983	3,101	3,216	3,337	3,459	3,578
	Jan-98	2,413	2,532	2,655	2,772	2,895	3,014	3,138	3,256	3,378	3,499	3,620
	Jan-99	2,463	2,586	2,713	2,835	2,955	3,082	3,205	3,328	3,452	3,578	3,697
	Jan-00	2,516	2,641	2,767	2,893	3,019	3,146	3,274	3,400	3,524	3,653	3,778
	Jul-00	2,324	2,641	2,767	2,893	3,019	3,146	3,274	3,400	3,524	3,653	3,778
	Jan-01	2,334	2,651	2,779	2,905	3,032	3,156	3,284	3,408	3,538	3,664	3,790
	Jul-01	2,358	2,474	2,779	2,905	3,032	3,156	3,284	3,408	3,538	3,664	3,790
	Jan-02	2,413	2,532	2,858	2,992	3,121	3,250	3,381	3,511	3,639	3,772	3,902
	Jan-03	2,463	2,585	2,710	3,059	3,192	3,325	3,458	3,592	3,724	3,858	3,992
	Jan-04	2,498	2,625	2,749	2,876	3,255	3,391	3,526	3,663	3,800	3,933	4,070
	Jan-05	2,524	2,651	2,779	2,905	3,032	3,396	3,532	3,667	3,802	3,938	4,074
	Jan-06	2,513	2,639	2,765	2,890	3,015	3,141	3,504	3,638	3,774	3,910	4,043
	Jan-07	2,552	2,680	2,806	2,937	3,064	3,192	3,319	3,618	3,753	3,887	4,022
	Apr-07	2,524	2,650	2,779	2,905	3,031	3,157	3,282	3,618	3,753	3,887	4,022
	Jan-08	2,483	2,605	2,729	2,854	2,978	3,102	3,226	3,349	3,769	3,904	4,037
	Jan-09	2,527	2,653	2,782	2,908	3,034	3,160	3,286	3,414	3,541	3,863	3,996
	Jan-10	2,613	2,744	2,876	3,006	3,136	3,268	3,399	3,530	3,662	3,792	4,132
	Jan-11	2,615	2,745	2,876	3,007	3,138	3,269	3,400	3,532	3,662	3,794	3,924
	Jan-12	2,648	2,780	2,912	3,045	3,178	3,311	3,443	3,575	3,707	3,840	3,972
	Jan-13	2,655	2,787	2,920	3,053	3,186	3,319	3,451	3,584	3,717	3,850	3,983
	Jan-14	2,650	2,783	2,916	3,048	3,181	3,313	3,446	3,578	3,711	3,843	3,976
	Jan-15	2,665	2,799	2,932	3,065	3,199	3,332	3,465	3,599	3,732	3,865	3,998
	Jan-16	2,697	2,831	2,966	3,101	3,236	3,371	3,506	3,640	3,775	3,910	4,045

Pay Grade	Pay Scale	Years of Service									
		31	32	33	34	35	36	37	38	39	40
O-2E	Jan-07	4,156	4,290	4,424	4,557	4,691	4,826	4,960	5,094	5,228	5,361
	Apr-07	4,156	4,290	4,424	4,557	4,691	4,826	4,960	5,094	5,228	5,361
	Jan-08	4,172	4,306	4,442	4,577	4,712	4,847	4,981	5,116	5,251	5,386
	Jan-09	4,130	4,263	4,396	4,528	4,662	4,796	4,929	5,063	5,196	5,330
	Jan-10	4,271	4,408	4,547	4,684	4,822	4,960	5,097	5,235	5,373	5,512
	Jan-11	4,195	4,332	4,466	4,602	4,737	4,873	5,009	5,145	5,280	5,415
	Jan-12	4,105	4,347	4,483	4,620	4,755	4,891	5,028	5,164	5,299	5,434
	Jan-13	4,115	4,249	4,488	4,624	4,760	4,896	5,032	5,168	5,304	5,440
	Jan-14	4,109	4,241	4,374	4,594	4,729	4,864	4,999	5,135	5,270	5,405
	Jan-15	4,132	4,265	4,398	4,532	4,740	4,876	5,011	5,147	5,282	5,418
	Jan-16	4,180	4,315	4,450	4,584	4,719	4,939	5,076	5,214	5,351	5,488

Amounts below the grid are based on a high-3 retirement.  
See detailed footnotes following pay grade E1.

**Monthly Gross Retired Pay for Active Duty Non-Disability Retirees as of January 1, 2016**

Pay Grade	Pay Scale	Years of Service										
		20	21	22	23	24	25	26	27	28	29	30
O-1E	Apr-55	1,645	1,727	1,809	1,896	1,973	2,057	2,142	2,228	2,308	2,389	2,473
	Jun-58	1,656	1,743	1,822	1,906	1,989	2,073	2,159	2,242	2,327	2,414	2,493
	Oct-63	1,836	1,927	2,025	2,111	2,211	2,294	2,394	2,484	2,578	2,671	2,765
	Sep-64	1,885	1,976	2,072	2,169	2,262	2,361	2,455	2,548	2,639	2,740	2,831
	Sep-65	1,899	2,007	2,106	2,202	2,293	2,397	2,487	2,586	2,681	2,784	2,880
	Jul-66	1,963	2,060	2,174	2,274	2,371	2,471	2,573	2,671	2,769	2,872	2,969
	Oct-67	2,001	2,105	2,209	2,304	2,423	2,528	2,625	2,726	2,827	2,926	3,034
	Jul-68	2,019	2,117	2,223	2,326	2,438	2,542	2,640	2,747	2,849	2,950	3,058
	Jul-69	2,131	2,242	2,348	2,456	2,565	2,683	2,792	2,909	3,010	3,122	3,229
	Jan-70	2,221	2,332	2,441	2,554	2,669	2,784	2,911	3,021	3,134	3,249	3,360
	Jan-71	2,251	2,365	2,477	2,591	2,704	2,819	2,927	3,063	3,181	3,293	3,403
	Nov-71	2,251	2,365	2,477	2,591	2,704	2,819	2,927	3,063	3,181	3,293	3,403
	Jan-72	2,313	2,426	2,546	2,663	2,781	2,893	3,010	3,129	3,262	3,380	3,499
	Oct-72	2,386	2,506	2,627	2,744	2,868	2,987	3,107	3,228	3,369	3,484	3,611
	Oct-73	2,386	2,506	2,627	2,744	2,868	2,987	3,107	3,228	3,351	3,484	3,611
	Oct-74	2,314	2,429	2,548	2,667	2,784	2,896	3,013	3,131	3,249	3,367	3,501
	Oct-75	2,139	2,246	2,357	2,464	2,573	2,678	2,787	2,895	3,004	3,117	3,219
	Oct-76	2,062	2,169	2,274	2,375	2,481	2,582	2,691	2,791	2,895	3,002	3,106
	Oct-77	2,027	2,123	2,230	2,332	2,431	2,538	2,636	2,741	2,846	2,947	3,046
	Oct-78	2,019	2,117	2,223	2,324	2,425	2,531	2,629	2,733	2,831	2,932	3,037
	Oct-79	1,966	2,068	2,168	2,262	2,365	2,463	2,561	2,665	2,763	2,863	2,957
	Oct-80	1,875	1,967	2,068	2,159	2,252	2,348	2,441	2,540	2,633	2,731	2,822
	Oct-81	1,915	2,014	2,110	2,211	2,304	2,405	2,499	2,595	2,694	2,789	2,886
	Oct-82	1,915	2,014	2,110	2,211	2,304	2,405	2,499	2,595	2,694	2,789	2,886
	Jan-84	1,976	2,083	2,178	2,283	2,378	2,481	2,579	2,678	2,781	2,883	2,979
	Jan-85	2,005	2,106	2,211	2,308	2,414	2,508	2,609	2,714	2,814	2,917	3,015
	Oct-85	2,068	2,172	2,274	2,376	2,482	2,586	2,694	2,791	2,896	3,004	3,107
	Jan-87	2,089	2,195	2,300	2,409	2,508	2,622	2,723	2,829	2,930	3,040	3,142
	Jan-88	2,043	2,145	2,248	2,348	2,455	2,554	2,662	2,765	2,864	2,965	3,071
	Jan-89	2,039	2,142	2,243	2,347	2,448	2,553	2,655	2,757	2,860	2,962	3,065
	Jan-90	2,021	2,121	2,224	2,326	2,427	2,531	2,630	2,733	2,830	2,939	3,039
	Jan-91	1,980	2,084	2,179	2,285	2,379	2,481	2,581	2,678	2,781	2,882	2,979
	Jan-92	2,013	2,112	2,215	2,315	2,420	2,521	2,620	2,721	2,823	2,924	3,025
	Jan-93	2,027	2,128	2,231	2,332	2,432	2,535	2,639	2,741	2,845	2,946	3,045
	Jan-94	2,024	2,122	2,228	2,327	2,426	2,531	2,633	2,733	2,831	2,937	3,039
	Jan-95	2,018	2,119	2,223	2,324	2,424	2,527	2,629	2,731	2,828	2,932	3,035
	Jan-96	2,006	2,108	2,211	2,310	2,413	2,513	2,617	2,713	2,817	2,917	3,013
	Jan-97	2,013	2,115	2,217	2,319	2,421	2,519	2,623	2,722	2,824	2,924	3,026
	Jan-98	2,039	2,139	2,243	2,345	2,447	2,551	2,655	2,755	2,856	2,957	3,062
	Jan-99	2,084	2,188	2,293	2,399	2,503	2,608	2,713	2,818	2,921	3,026	3,131
	Jan-00	2,128	2,235	2,341	2,447	2,554	2,663	2,767	2,876	2,983	3,089	3,195
	Jul-00	1,965	2,235	2,341	2,447	2,554	2,663	2,767	2,876	2,983	3,089	3,195
	Jan-01	1,976	2,241	2,349	2,455	2,563	2,670	2,779	2,885	2,993	3,100	3,204
	Jul-01	1,991	2,090	2,349	2,455	2,563	2,670	2,779	2,885	2,993	3,100	3,204
	Jan-02	2,039	2,141	2,420	2,528	2,638	2,748	2,858	2,970	3,080	3,190	3,301
	Jan-03	2,084	2,188	2,293	2,586	2,700	2,813	2,923	3,039	3,150	3,262	3,377
	Jan-04	2,115	2,221	2,326	2,431	2,754	2,868	2,984	3,099	3,213	3,328	3,443
	Jan-05	2,136	2,242	2,349	2,456	2,564	2,873	2,986	3,103	3,217	3,334	3,447
	Jan-06	2,125	2,232	2,337	2,445	2,551	2,660	2,965	3,078	3,193	3,307	3,421
	Jan-07	2,159	2,267	2,375	2,485	2,591	2,701	2,806	3,061	3,177	3,287	3,402
	Apr-07	2,135	2,243	2,350	2,456	2,563	2,670	2,779	3,061	3,177	3,287	3,402
	Jan-08	2,099	2,205	2,309	2,415	2,519	2,624	2,729	2,834	3,188	3,303	3,417
	Jan-09	2,138	2,245	2,353	2,459	2,567	2,673	2,782	2,887	2,995	3,268	3,381
	Jan-10	2,211	2,321	2,433	2,543	2,653	2,765	2,876	2,986	3,097	3,207	3,495
	Jan-11	2,212	2,322	2,434	2,544	2,656	2,766	2,876	2,987	3,098	3,208	3,319
	Jan-12	2,240	2,353	2,464	2,577	2,688	2,800	2,912	3,024	3,137	3,249	3,361
	Jan-13	2,246	2,358	2,471	2,583	2,695	2,807	2,920	3,032	3,145	3,257	3,369
	Jan-14	2,243	2,355	2,466	2,578	2,691	2,803	2,915	3,028	3,140	3,252	3,364
	Jan-15	2,255	2,368	2,481	2,593	2,706	2,819	2,932	3,045	3,157	3,270	3,383
	Jan-16	2,281	2,395	2,510	2,624	2,738	2,852	2,966	3,080	3,194	3,308	3,422

Pay Grade	Pay Scale	Years of Service									
		31	32	33	34	35	36	37	38	39	40
O-1E	Jan-07	3,515	3,627	3,742	3,856	3,970	4,083	4,196	4,310	4,423	4,536
	Apr-07	3,515	3,627	3,742	3,856	3,970	4,083	4,196	4,310	4,423	4,536
	Jan-08	3,531	3,643	3,757	3,872	3,986	4,100	4,214	4,328	4,442	4,556
	Jan-09	3,493	3,607	3,721	3,832	3,944	4,057	4,170	4,283	4,396	4,510
	Jan-10	3,613	3,730	3,846	3,963	4,080	4,195	4,312	4,429	4,545	4,662
	Jan-11	3,550	3,665	3,780	3,894	4,009	4,122	4,237	4,352	4,466	4,582
	Jan-12	3,474	3,678	3,793	3,907	4,023	4,138	4,253	4,368	4,483	4,597
	Jan-13	3,482	3,595	3,797	3,912	4,027	4,143	4,258	4,374	4,488	4,602
	Jan-14	3,476	3,588	3,700	3,886	4,001	4,115	4,230	4,344	4,459	4,573
	Jan-15	3,496	3,609	3,721	3,834	4,011	4,125	4,240	4,354	4,469	4,584
	Jan-16	3,536	3,651	3,765	3,879	3,993	4,179	4,295	4,411	4,527	4,643

Amounts below the grid are based on a high-3 retirement.  
See detailed footnotes following pay grade E1.

**Monthly Gross Retired Pay for Active Duty Non-Disability Retirees as of January 1, 2016**

Pay Grade	Pay Scale	Years of Service										
		20	21	22	23	24	25	26	27	28	29	30
W-5	Jan-94	2,979	3,129	3,400	3,559	3,818	3,979	4,313	4,480	4,645	4,817	4,980
	Jan-95	2,972	3,122	3,397	3,553	3,813	3,972	4,305	4,471	4,638	4,803	4,970
	Jan-96	2,955	3,106	3,376	3,532	3,792	3,950	4,281	4,448	4,613	4,776	4,944
	Jan-97	2,964	3,116	3,387	3,542	3,805	3,963	4,297	4,462	4,629	4,791	4,959
	Jan-98	3,002	3,151	3,430	3,584	3,851	4,010	4,346	4,515	4,683	4,848	5,019
	Jan-99	3,066	3,223	3,503	3,665	3,933	4,098	4,443	4,614	4,784	4,956	5,128
	Jan-00	3,131	3,289	3,575	3,738	4,016	4,180	4,535	4,709	4,884	5,059	5,233
	Jul-00	2,499	3,257	3,531	3,692	3,982	4,150	4,456	4,628	4,796	4,970	5,140
	Jan-01	2,514	3,337	3,617	3,781	4,078	4,248	4,562	4,737	4,914	5,089	5,263
	Jul-01	2,542	2,830	3,617	3,781	4,078	4,248	4,562	4,737	4,914	5,089	5,263
	Jan-02	2,618	2,917	3,796	3,968	4,278	4,457	4,786	4,972	5,156	5,338	5,522
	Jan-03	2,699	3,009	3,304	4,058	4,374	4,557	4,895	5,083	5,272	5,460	5,650
	Jan-04	2,768	3,076	3,373	3,722	4,463	4,648	4,991	5,184	5,377	5,568	5,760
	Jan-05	2,828	3,129	3,418	3,770	3,978	4,653	4,997	5,189	5,383	5,575	5,766
	Jan-06	2,833	3,134	3,413	3,752	3,960	4,217	4,960	5,150	5,341	5,534	5,723
	Jan-07	2,888	3,195	3,477	3,811	4,022	4,282	4,504	5,121	5,311	5,501	5,691
	Apr-07	2,860	3,169	3,448	3,786	3,995	4,255	4,475	5,428	5,631	5,833	6,335
	Jan-08	2,829	3,149	3,430	3,781	3,995	4,260	4,478	4,762	5,655	5,856	6,362
	Jan-09	2,900	3,226	3,532	3,895	4,132	4,411	4,641	4,935	5,183	5,795	6,296
	Jan-10	3,011	3,353	3,667	4,060	4,306	4,615	4,856	5,168	5,426	5,689	6,509
	Jan-11	3,013	3,352	3,668	4,061	4,309	4,616	4,858	5,169	5,427	5,691	5,887
	Jan-12	3,049	3,392	3,712	4,111	4,361	4,673	4,918	5,233	5,494	5,761	5,959
	Jan-13	3,058	3,400	3,721	4,121	4,373	4,684	4,929	5,245	5,509	5,775	5,974
	Jan-14	3,053	3,395	3,714	4,114	4,365	4,676	4,921	5,237	5,499	5,766	5,964
	Jan-15	3,070	3,413	3,735	4,137	4,389	4,702	4,948	5,265	5,530	5,798	5,998
	Jan-16	3,106	3,453	3,778	4,186	4,440	4,757	5,006	5,327	5,594	5,865	6,068

Pay Grade	Pay Scale	Years of Service									
		31	32	33	34	35	36	37	38	39	40
W-5	Jan-07	5,880	6,072	6,260	6,450	6,638	6,831	7,020	7,208	7,398	7,589
	Apr-07	6,547	6,758	6,969	7,541	7,760	7,985	8,205	8,848	9,081	9,315
	Jan-08	6,573	6,786	6,998	7,571	7,795	8,017	8,239	8,886	9,119	9,353
	Jan-09	6,506	6,716	6,926	7,493	7,713	7,933	8,154	8,793	9,025	9,256
	Jan-10	6,726	6,944	7,161	7,747	7,976	8,203	8,431	9,094	9,331	9,572
	Jan-11	6,612	6,824	7,037	7,613	7,835	8,061	8,285	8,934	9,170	9,405
	Jan-12	6,264	6,848	7,062	7,640	7,865	8,090	8,313	8,967	9,202	9,439
	Jan-13	6,277	6,588	7,070	7,647	7,873	8,098	8,323	8,976	9,213	9,448
	Jan-14	6,268	6,576	6,889	7,598	7,822	8,044	8,268	8,917	9,152	9,387
	Jan-15	6,302	6,612	6,928	7,138	7,839	8,063	8,287	8,937	9,173	9,408
	Jan-16	6,376	6,689	7,008	7,221	7,558	8,168	8,395	9,054	9,292	9,530

Amounts below the grid are based on a high-3 retirement.  
See detailed footnotes following pay grade E1.

**Monthly Gross Retired Pay for Active Duty Non-Disability Retirees as of January 1, 2016**

Pay Grade	Pay Scale	Years of Service										
		20	21	22	23	24	25	26	27	28	29	30
W-4	Apr-55	2,123	2,235	2,422	2,532	2,638	2,750	2,962	3,078	3,194	3,309	3,543
	Jun-58	2,192	2,300	2,482	2,600	2,713	2,825	3,117	3,233	3,355	3,476	3,721
	Oct-63	2,431	2,554	2,767	2,893	3,021	3,142	3,532	3,672	3,809	3,942	4,080
	Sep-64	2,493	2,624	2,840	2,965	3,096	3,228	3,621	3,764	3,901	4,049	4,181
	Sep-65	2,525	2,663	2,883	3,013	3,141	3,277	3,678	3,818	3,963	4,107	4,249
	Jul-66	2,601	2,733	2,976	3,109	3,249	3,383	3,795	3,942	4,090	4,236	4,380
	Oct-67	2,655	2,789	3,019	3,155	3,315	3,455	3,875	4,022	4,176	4,319	4,471
	Jul-68	2,674	2,809	3,043	3,184	3,344	3,480	3,902	4,055	4,207	4,358	4,510
	Jul-69	2,827	2,969	3,216	3,363	3,512	3,679	4,125	4,284	4,446	4,602	4,765
	Jan-70	2,941	3,088	3,347	3,499	3,653	3,808	4,292	4,458	4,624	4,789	4,955
	Jan-71	2,984	3,131	3,394	3,548	3,700	3,856	4,325	4,518	4,690	4,854	5,024
	Nov-71	2,984	3,131	3,394	3,548	3,700	3,856	4,325	4,518	4,690	4,854	5,024
	Jan-72	3,063	3,216	3,481	3,642	3,798	3,962	4,435	4,614	4,817	4,986	5,159
	Oct-72	3,157	3,318	3,596	3,760	3,924	4,088	4,582	4,760	4,961	5,140	5,321
	Oct-73	3,157	3,318	3,596	3,760	3,924	4,088	4,582	4,760	4,939	5,140	5,321
	Oct-74	3,064	3,219	3,484	3,645	3,808	3,965	4,451	4,619	4,789	4,959	5,163
	Oct-75	2,831	2,977	3,223	3,374	3,519	3,665	4,111	4,273	4,430	4,586	4,748
	Oct-76	2,736	2,873	3,109	3,252	3,398	3,541	3,967	4,117	4,275	4,428	4,581
	Oct-77	2,679	2,819	3,051	3,193	3,329	3,475	3,897	4,049	4,191	4,350	4,493
	Oct-78	2,671	2,805	3,040	3,183	3,318	3,456	3,880	4,028	4,179	4,328	4,478
	Oct-79	2,603	2,737	2,962	3,097	3,237	3,372	3,780	3,928	4,070	4,219	4,364
	Oct-80	2,484	2,608	2,826	2,955	3,084	3,213	3,606	3,740	3,890	4,022	4,159
	Oct-81	2,540	2,669	2,890	3,023	3,149	3,285	3,689	3,826	3,969	4,112	4,256
	Oct-82	2,540	2,669	2,890	3,023	3,149	3,285	3,689	3,826	3,969	4,112	4,256
	Jan-84	2,625	2,753	2,985	3,122	3,255	3,397	3,808	3,952	4,102	4,250	4,397
	Jan-85	2,655	2,787	3,021	3,155	3,297	3,435	3,851	4,001	4,150	4,299	4,452
	Oct-85	2,736	2,873	3,109	3,254	3,398	3,541	3,968	4,118	4,276	4,430	4,582
	Jan-87	2,767	2,909	3,146	3,297	3,436	3,582	4,015	4,175	4,330	4,485	4,638
	Jan-88	2,701	2,840	3,075	3,211	3,355	3,495	3,924	4,070	4,224	4,372	4,527
	Jan-89	2,699	2,831	3,070	3,207	3,353	3,491	3,914	4,063	4,217	4,369	4,522
	Jan-90	2,671	2,809	3,040	3,183	3,320	3,459	3,880	4,027	4,178	4,330	4,479
	Jan-91	2,622	2,757	2,985	3,121	3,254	3,394	3,808	3,952	4,100	4,249	4,392
	Jan-92	2,664	2,793	3,028	3,167	3,306	3,443	3,861	4,010	4,158	4,306	4,458
	Jan-93	2,678	2,819	3,047	3,192	3,434	3,574	3,891	4,041	4,186	4,340	4,489
	Jan-94	2,674	2,806	3,042	3,184	3,424	3,566	3,878	4,028	4,176	4,330	4,478
	Jan-95	2,668	2,803	3,037	3,179	3,418	3,560	3,872	4,021	4,170	4,316	4,468
	Jan-96	2,655	2,787	3,019	3,156	3,398	3,541	3,851	3,999	4,149	4,297	4,446
	Jan-97	2,665	2,798	3,031	3,163	3,407	3,553	3,861	4,010	4,159	4,306	4,458
	Jan-98	2,698	2,829	3,064	3,204	3,448	3,595	3,908	4,058	4,211	4,360	4,512
	Jan-99	2,755	2,892	3,134	3,278	3,524	3,674	3,994	4,150	4,303	4,457	4,612
Jan-00	2,814	2,951	3,197	3,344	3,600	3,749	4,076	4,235	4,390	4,548	4,704	
Jul-00	2,499	2,925	3,168	3,314	3,571	3,721	4,076	4,235	4,390	4,548	4,704	
Jan-01	2,514	2,998	3,247	3,394	3,659	3,810	4,090	4,246	4,404	4,562	4,721	
Jul-01	2,542	2,723	3,247	3,394	3,659	3,810	4,090	4,246	4,404	4,562	4,721	
Jan-02	2,618	2,805	3,421	3,578	3,857	4,016	4,310	4,477	4,643	4,810	4,975	
Jan-03	2,699	2,899	3,070	3,661	3,941	4,108	4,408	4,578	4,748	4,919	5,088	
Jan-04	2,768	2,975	3,151	3,367	4,111	4,282	4,594	4,773	4,949	5,128	5,304	
Jan-05	2,828	3,038	3,218	3,441	3,631	4,287	4,600	4,778	4,956	5,132	5,310	
Jan-06	2,833	3,044	3,225	3,447	3,637	3,872	4,567	4,742	4,918	5,093	5,271	
Jan-07	2,888	3,103	3,286	3,514	3,708	3,947	4,151	4,715	4,890	5,065	5,240	
Apr-07	2,860	3,074	3,256	3,485	3,677	3,916	4,116	4,933	5,117	5,299	5,592	
Jan-08	2,829	3,040	3,220	3,458	3,653	3,897	4,096	4,359	5,138	5,322	5,613	
Jan-09	2,900	3,116	3,300	3,544	3,756	4,010	4,222	4,494	4,723	5,267	5,555	
Jan-10	3,011	3,237	3,427	3,680	3,902	4,177	4,398	4,687	4,927	5,169	5,747	
Jan-11	3,013	3,237	3,429	3,681	3,902	4,178	4,399	4,688	4,928	5,171	5,349	
Jan-12	3,049	3,276	3,471	3,727	3,951	4,230	4,454	4,745	4,988	5,235	5,415	
Jan-13	3,058	3,284	3,479	3,736	3,959	4,241	4,464	4,757	5,000	5,247	5,428	
Jan-14	3,053	3,279	3,473	3,730	3,953	4,233	4,457	4,750	4,992	5,239	5,419	
Jan-15	3,070	3,297	3,493	3,751	3,975	4,257	4,482	4,776	5,020	5,268	5,450	
Jan-16	3,106	3,336	3,533	3,794	4,021	4,307	4,534	4,832	5,078	5,329	5,513	

Pay Grade	Pay Scale	Years of Service									
		31	32	33	34	35	36	37	38	39	40
W-4	Jan-07	5,414	5,590	5,763	5,939	6,114	6,288	6,462	6,636	6,813	6,987
	Apr-07	5,777	5,964	6,151	6,337	6,524	6,712	6,897	7,083	7,270	7,455
	Jan-08	5,803	5,991	6,177	6,364	6,551	6,739	6,926	7,113	7,301	7,487
	Jan-09	5,742	5,929	6,113	6,299	6,484	6,668	6,854	7,040	7,226	7,410
	Jan-10	5,938	6,129	6,320	6,511	6,704	6,896	7,086	7,277	7,469	7,663
	Jan-11	5,834	6,022	6,211	6,399	6,588	6,776	6,964	7,152	7,340	7,528
	Jan-12	5,634	6,045	6,233	6,423	6,611	6,800	6,989	7,179	7,368	7,556
	Jan-13	5,648	5,868	6,240	6,429	6,618	6,806	6,996	7,186	7,374	7,564
	Jan-14	5,638	5,859	6,080	6,387	6,574	6,763	6,950	7,138	7,326	7,514
	Jan-15	5,669	5,891	6,114	6,300	6,590	6,778	6,966	7,155	7,343	7,531
Jan-16	5,735	5,960	6,186	6,373	6,561	6,866	7,057	7,248	7,438	7,629	

Amounts below the grid are based on a high-3 retirement.  
See detailed footnotes following pay grade E1.

**Monthly Gross Retired Pay for Active Duty Non-Disability Retirees as of January 1, 2016**

Pay Grade	Pay Scale	Years of Service										
		20	21	22	23	24	25	26	27	28	29	30
W-3	Apr-55	1,858	1,949	2,115	2,216	2,313	2,414	2,603	2,706	2,805	2,910	3,040
	Jun-58	1,949	2,049	2,228	2,327	2,427	2,532	2,738	2,845	2,948	3,058	3,157
	Oct-63	2,135	2,242	2,435	2,550	2,663	2,779	2,992	3,106	3,222	3,336	3,452
	Sep-64	2,191	2,294	2,499	2,617	2,731	2,846	3,064	3,189	3,304	3,420	3,542
	Sep-65	2,212	2,336	2,540	2,655	2,769	2,887	3,117	3,233	3,355	3,476	3,596
	Jul-66	2,285	2,399	2,622	2,740	2,863	2,984	3,211	3,336	3,461	3,585	3,713
	Oct-67	2,330	2,446	2,662	2,784	2,920	3,043	3,277	3,403	3,532	3,660	3,783
	Jul-68	2,347	2,467	2,677	2,801	2,941	3,064	3,305	3,434	3,560	3,690	3,817
	Jul-69	2,482	2,605	2,831	2,961	3,090	3,244	3,490	3,626	3,764	3,899	4,033
	Jan-70	2,581	2,713	2,947	3,082	3,216	3,353	3,632	3,772	3,909	4,055	4,191
	Jan-71	2,619	2,747	2,987	3,124	3,256	3,398	3,660	3,820	3,965	4,110	4,251
	Nov-71	2,619	2,747	2,987	3,124	3,256	3,398	3,660	3,820	3,965	4,110	4,251
	Jan-72	2,691	2,825	3,066	3,205	3,351	3,486	3,762	3,904	4,073	4,220	4,366
	Oct-72	2,779	2,913	3,163	3,310	3,455	3,600	3,880	4,028	4,206	4,357	4,500
	Oct-73	2,779	2,913	3,163	3,310	3,455	3,600	3,880	4,028	4,179	4,357	4,500
	Oct-74	2,694	2,826	3,071	3,211	3,354	3,490	3,764	3,907	4,055	4,200	4,369
	Oct-75	2,486	2,610	2,844	2,969	3,097	3,229	3,479	3,613	3,753	3,890	4,018
	Oct-76	2,400	2,527	2,740	2,868	2,992	3,119	3,356	3,484	3,614	3,752	3,876
	Oct-77	2,357	2,472	2,691	2,813	2,932	3,060	3,296	3,420	3,550	3,678	3,801
	Oct-78	2,347	2,464	2,677	2,798	2,922	3,045	3,280	3,408	3,540	3,663	3,790
	Oct-79	2,288	2,406	2,609	2,733	2,849	2,965	3,199	3,325	3,445	3,571	3,695
	Oct-80	2,179	2,290	2,486	2,602	2,719	2,829	3,046	3,174	3,285	3,403	3,522
	Oct-81	2,231	2,344	2,546	2,665	2,781	2,893	3,121	3,243	3,362	3,480	3,602
	Oct-82	2,231	2,344	2,546	2,665	2,781	2,893	3,121	3,243	3,362	3,480	3,602
	Jan-84	2,300	2,422	2,630	2,747	2,872	2,992	3,222	3,347	3,474	3,596	3,720
	Jan-85	2,332	2,448	2,663	2,785	2,909	3,028	3,258	3,384	3,512	3,635	3,767
	Oct-85	2,405	2,528	2,741	2,868	2,993	3,121	3,360	3,484	3,615	3,752	3,880
	Jan-87	2,431	2,553	2,780	2,904	3,028	3,155	3,401	3,530	3,664	3,792	3,928
	Jan-88	2,375	2,493	2,707	2,830	2,956	3,081	3,318	3,446	3,574	3,704	3,834
	Jan-89	2,367	2,487	2,704	2,827	2,950	3,075	3,314	3,441	3,569	3,697	3,823
	Jan-90	2,348	2,470	2,678	2,802	2,924	3,045	3,281	3,408	3,540	3,664	3,790
	Jan-91	2,307	2,422	2,629	2,749	2,869	2,992	3,219	3,344	3,471	3,593	3,720
Jan-92	2,341	2,458	2,668	2,791	2,912	3,036	3,265	3,397	3,520	3,645	3,774	
Jan-93	2,357	2,474	2,690	2,814	2,932	3,058	3,293	3,418	3,547	3,674	3,801	
Jan-94	2,349	2,470	2,679	2,802	2,924	3,046	3,281	3,408	3,539	3,664	3,790	
Jan-95	2,345	2,467	2,676	2,799	2,921	3,043	3,278	3,401	3,531	3,660	3,781	
Jan-96	2,334	2,451	2,663	2,784	2,905	3,028	3,258	3,384	3,511	3,633	3,762	
Jan-97	2,343	2,459	2,669	2,792	2,913	3,037	3,266	3,396	3,520	3,645	3,774	
Jan-98	2,370	2,487	2,703	2,826	2,948	3,071	3,308	3,436	3,564	3,691	3,817	
Jan-99	2,423	2,546	2,763	2,887	3,010	3,141	3,380	3,513	3,640	3,772	3,902	
Jan-00	2,472	2,600	2,820	2,947	3,077	3,204	3,451	3,584	3,718	3,852	3,983	
Jul-00	2,181	2,575	2,791	2,919	3,145	3,278	3,517	3,654	3,790	3,924	4,060	
Jan-01	2,193	2,636	2,857	2,987	3,222	3,355	3,602	3,740	3,878	4,019	4,156	
Jul-01	2,225	2,383	2,857	2,987	3,222	3,355	3,602	3,740	3,878	4,019	4,156	
Jan-02	2,296	2,464	3,028	3,162	3,411	3,554	3,814	3,963	4,110	4,256	4,402	
Jan-03	2,383	2,563	2,719	3,239	3,490	3,634	3,904	4,053	4,206	4,355	4,505	
Jan-04	2,463	2,641	2,798	2,975	3,559	3,708	3,979	4,132	4,286	4,438	4,592	
Jan-05	2,531	2,703	2,856	3,036	3,184	3,712	3,982	4,136	4,291	4,444	4,596	
Jan-06	2,543	2,714	2,858	3,030	3,179	3,363	3,955	4,107	4,258	4,412	4,564	
Jan-07	2,590	2,767	2,912	3,076	3,226	3,417	3,593	4,083	4,234	4,386	4,536	
Apr-07	2,570	2,749	2,897	3,062	3,210	3,397	3,571	4,327	4,488	4,647	4,808	
Jan-08	2,557	2,755	2,906	3,076	3,228	3,410	3,582	3,799	4,506	4,667	4,828	
Jan-09	2,631	2,837	3,012	3,196	3,362	3,550	3,723	3,944	4,134	4,619	4,778	
Jan-10	2,727	2,960	3,141	3,353	3,525	3,730	3,909	4,135	4,333	4,533	4,941	
Jan-11	2,728	2,961	3,141	3,353	3,526	3,731	3,910	4,136	4,336	4,534	4,691	
Jan-12	2,762	2,997	3,181	3,394	3,569	3,776	3,959	4,188	4,388	4,591	4,750	
Jan-13	2,768	3,004	3,189	3,402	3,578	3,786	3,969	4,198	4,399	4,602	4,761	
Jan-14	2,764	3,000	3,184	3,398	3,573	3,780	3,962	4,191	4,391	4,595	4,753	
Jan-15	2,779	3,016	3,202	3,417	3,593	3,801	3,984	4,214	4,416	4,621	4,780	
Jan-16	2,811	3,052	3,239	3,457	3,634	3,845	4,031	4,263	4,468	4,675	4,836	

Pay Grade	Pay Scale	Years of Service									
		31	32	33	34	35	36	37	38	39	40
W-3	Jan-07	4,688	4,840	4,991	5,142	5,293	5,446	5,597	5,749	5,899	6,052
	Apr-07	4,969	5,129	5,289	5,450	5,608	5,770	5,932	6,091	6,252	6,413
	Jan-08	4,989	5,150	5,311	5,472	5,633	5,793	5,955	6,116	6,276	6,439
	Jan-09	4,937	5,097	5,257	5,415	5,576	5,733	5,894	6,053	6,212	6,371
	Jan-10	5,106	5,271	5,434	5,600	5,764	5,931	6,093	6,259	6,424	6,589
	Jan-11	5,017	5,178	5,341	5,502	5,664	5,827	5,990	6,150	6,312	6,474
	Jan-12	4,909	5,197	5,359	5,523	5,685	5,846	6,011	6,173	6,335	6,498
	Jan-13	4,921	5,079	5,366	5,529	5,691	5,853	6,017	6,180	6,342	6,504
	Jan-14	4,912	5,070	5,229	5,493	5,654	5,815	5,977	6,139	6,300	6,462
	Jan-15	4,940	5,099	5,258	5,418	5,667	5,829	5,991	6,153	6,315	6,477
	Jan-16	4,997	5,158	5,320	5,481	5,642	5,905	6,069	6,233	6,397	6,561

Amounts below the grid are based on a high-3 retirement.  
See detailed footnotes following pay grade E1.



**Monthly Gross Retired Pay for Active Duty Non-Disability Retirees as of January 1, 2016**

Pay Grade	Pay Scale	Years of Service										
		20	21	22	23	24	25	26	27	28	29	30
W-2	Apr-55	1,646	1,731	1,907	2,000	2,088	2,175	2,315	2,409	2,493	2,586	2,784
	Jun-58	1,731	1,813	2,007	2,104	2,192	2,287	2,376	2,470	2,558	2,655	2,744
	Oct-63	1,913	2,014	2,195	2,293	2,400	2,499	2,601	2,701	2,801	2,904	3,004
	Sep-64	1,964	2,062	2,251	2,357	2,458	2,561	2,667	2,767	2,873	2,976	3,078
	Sep-65	1,981	2,091	2,287	2,389	2,493	2,601	2,704	2,809	2,917	3,021	3,126
	Jul-66	2,047	2,148	2,362	2,467	2,575	2,679	2,790	2,902	3,008	3,119	3,223
	Oct-67	2,088	2,193	2,397	2,503	2,630	2,740	2,849	2,961	3,071	3,184	3,296
	Jul-68	2,106	2,214	2,415	2,528	2,652	2,763	2,873	2,985	3,094	3,204	3,316
	Jul-69	2,228	2,337	2,551	2,669	2,786	2,918	3,037	3,149	3,269	3,387	3,507
	Jan-70	2,315	2,429	2,655	2,779	2,895	3,019	3,155	3,278	3,402	3,523	3,645
	Jan-71	2,347	2,464	2,691	2,814	2,932	3,062	3,184	3,325	3,446	3,572	3,696
	Nov-71	2,347	2,464	2,691	2,814	2,932	3,062	3,184	3,325	3,446	3,572	3,696
	Jan-72	2,415	2,534	2,765	2,890	3,015	3,140	3,266	3,398	3,543	3,672	3,796
	Oct-72	2,486	2,610	2,849	2,984	3,117	3,245	3,376	3,501	3,657	3,783	3,915
	Oct-73	2,486	2,610	2,849	2,984	3,117	3,245	3,376	3,501	3,632	3,783	3,915
	Oct-74	2,417	2,538	2,766	2,892	3,019	3,141	3,269	3,401	3,525	3,654	3,798
	Oct-75	2,231	2,345	2,554	2,674	2,790	2,911	3,025	3,140	3,258	3,378	3,493
	Oct-76	2,152	2,260	2,467	2,579	2,697	2,802	2,918	3,034	3,141	3,256	3,372
	Oct-77	2,111	2,218	2,423	2,534	2,638	2,750	2,864	2,976	3,085	3,198	3,309
	Oct-78	2,106	2,212	2,415	2,527	2,633	2,743	2,852	2,962	3,075	3,189	3,297
	Oct-79	2,050	2,154	2,350	2,458	2,565	2,674	2,784	2,890	2,996	3,106	3,211
	Oct-80	1,959	2,054	2,242	2,345	2,446	2,550	2,653	2,753	2,858	2,957	3,064
	Oct-81	2,000	2,104	2,291	2,399	2,502	2,605	2,714	2,819	2,922	3,028	3,131
	Oct-82	2,000	2,104	2,291	2,399	2,502	2,605	2,714	2,819	2,922	3,028	3,131
	Jan-84	2,068	2,172	2,366	2,473	2,582	2,694	2,798	2,911	3,015	3,129	3,237
	Jan-85	2,089	2,195	2,397	2,506	2,617	2,723	2,835	2,946	3,057	3,163	3,272
	Oct-85	2,154	2,260	2,467	2,579	2,697	2,805	2,920	3,036	3,142	3,258	3,374
	Jan-87	2,178	2,290	2,496	2,610	2,726	2,845	2,955	3,071	3,189	3,304	3,416
	Jan-88	2,130	2,236	2,438	2,551	2,665	2,771	2,886	2,999	3,108	3,219	3,334
	Jan-89	2,123	2,232	2,432	2,546	2,663	2,770	2,883	2,995	3,107	3,213	3,327
	Jan-90	2,106	2,215	2,414	2,527	2,635	2,743	2,853	2,964	3,077	3,188	3,297
	Jan-91	2,068	2,172	2,366	2,477	2,582	2,694	2,799	2,910	3,015	3,126	3,237
	Jan-92	2,100	2,205	2,409	2,513	2,624	2,733	2,846	2,950	3,063	3,176	3,281
	Jan-93	2,112	2,223	2,421	2,532	2,641	2,753	2,863	2,972	3,084	3,195	3,305
	Jan-94	2,107	2,215	2,415	2,527	2,635	2,745	2,855	2,965	3,077	3,189	3,296
	Jan-95	2,105	2,211	2,413	2,520	2,631	2,741	2,851	2,961	3,070	3,184	3,289
	Jan-96	2,091	2,197	2,397	2,509	2,619	2,725	2,832	2,943	3,053	3,161	3,272
	Jan-97	2,102	2,207	2,409	2,515	2,625	2,733	2,845	2,950	3,062	3,174	3,281
	Jan-98	2,126	2,232	2,433	2,546	2,660	2,766	2,879	2,992	3,101	3,210	3,322
	Jan-99	2,174	2,285	2,487	2,602	2,718	2,827	2,942	3,057	3,167	3,283	3,397
	Jan-00	2,218	2,328	2,540	2,658	2,770	2,887	3,003	3,118	3,236	3,351	3,466
	Jul-00	1,967	2,300	2,491	2,608	2,810	2,926	3,044	3,160	3,280	3,399	3,514
	Jan-01	1,978	2,360	2,553	2,670	2,880	2,999	3,119	3,241	3,360	3,480	3,600
	Jul-01	1,998	2,146	2,553	2,670	2,880	2,999	3,119	3,241	3,360	3,480	3,600
Jan-02	2,058	2,214	2,720	2,844	3,062	3,190	3,318	3,445	3,573	3,700	3,830	
Jan-03	2,129	2,290	2,426	2,906	3,134	3,263	3,396	3,525	3,659	3,787	3,917	
Jan-04	2,183	2,347	2,487	2,662	3,195	3,328	3,463	3,596	3,729	3,862	3,996	
Jan-05	2,217	2,382	2,525	2,701	2,850	3,334	3,465	3,600	3,735	3,868	4,000	
Jan-06	2,212	2,371	2,513	2,688	2,836	3,020	3,439	3,571	3,704	3,838	3,970	
Jan-07	2,253	2,410	2,553	2,730	2,881	3,068	3,225	3,552	3,684	3,815	3,947	
Apr-07	2,239	2,394	2,538	2,709	2,859	3,041	3,196	3,642	3,778	3,913	4,049	
Jan-08	2,245	2,398	2,541	2,705	2,852	3,017	3,168	3,325	3,794	3,930	4,065	
Jan-09	2,328	2,489	2,637	2,804	2,947	3,118	3,259	3,416	3,543	3,887	4,024	
Jan-10	2,434	2,608	2,762	2,939	3,088	3,255	3,404	3,553	3,685	3,816	4,160	
Jan-11	2,436	2,608	2,763	2,940	3,088	3,257	3,405	3,554	3,685	3,817	3,949	
Jan-12	2,466	2,642	2,796	2,976	3,127	3,296	3,448	3,599	3,732	3,866	3,999	
Jan-13	2,472	2,648	2,804	2,982	3,134	3,306	3,456	3,608	3,741	3,875	4,009	
Jan-14	2,468	2,644	2,800	2,978	3,130	3,300	3,450	3,602	3,735	3,869	4,002	
Jan-15	2,482	2,659	2,816	2,995	3,147	3,319	3,470	3,622	3,756	3,891	4,025	
Jan-16	2,511	2,690	2,848	3,030	3,184	3,357	3,510	3,664	3,800	3,936	4,072	

Pay Grade	Pay Scale	Years of Service									
		31	32	33	34	35	36	37	38	39	40
W-2	Jan-07	4,080	4,212	4,343	4,475	4,605	4,736	4,869	5,001	5,132	5,265
	Apr-07	4,181	4,317	4,454	4,587	4,723	4,857	4,993	5,128	5,263	5,399
	Jan-08	4,203	4,336	4,471	4,607	4,743	4,878	5,014	5,150	5,286	5,420
	Jan-09	4,157	4,292	4,425	4,559	4,695	4,828	4,962	5,097	5,231	5,364
	Jan-10	4,298	4,437	4,576	4,715	4,853	4,992	5,130	5,270	5,409	5,546
	Jan-11	4,224	4,360	4,497	4,633	4,770	4,906	5,043	5,178	5,315	5,452
	Jan-12	4,133	4,376	4,512	4,649	4,787	4,924	5,060	5,197	5,334	5,470
	Jan-13	4,143	4,276	4,518	4,655	4,793	4,929	5,066	5,202	5,340	5,477
	Jan-14	4,135	4,269	4,402	4,624	4,760	4,896	5,032	5,168	5,304	5,440
	Jan-15	4,159	4,293	4,427	4,562	4,771	4,908	5,044	5,181	5,317	5,453
Jan-16	4,207	4,343	4,479	4,615	4,750	4,972	5,110	5,248	5,386	5,524	

Amounts below the grid are based on a high-3 retirement.  
See detailed footnotes following pay grade E1.

**Monthly Gross Retired Pay for Active Duty Non-Disability Retirees as of January 1, 2016**

Pay Grade	Pay Scale	Years of Service										
		20	21	22	23	24	25	26	27	28	29	30
W-1	Apr-55	1,536	1,613	1,704	1,780	1,859	1,938	2,107	2,188	2,268	2,350	2,431
	Jun-58	1,613	1,697	1,776	1,859	1,941	2,025	2,106	2,186	2,267	2,348	2,429
	Oct-63	1,772	1,862	1,959	2,047	2,135	2,228	2,314	2,406	2,493	2,582	2,674
	Sep-64	1,821	1,908	2,005	2,100	2,191	2,285	2,372	2,467	2,556	2,652	2,741
	Sep-65	1,841	1,945	2,039	2,123	2,223	2,315	2,414	2,503	2,600	2,694	2,785
	Jul-66	1,898	1,994	2,105	2,199	2,292	2,389	2,486	2,582	2,678	2,780	2,877
	Oct-67	1,938	2,038	2,131	2,231	2,344	2,438	2,540	2,635	2,738	2,835	2,930
	Jul-68	1,953	2,051	2,149	2,248	2,364	2,459	2,558	2,662	2,758	2,858	2,956
	Jul-69	2,068	2,169	2,274	2,376	2,482	2,602	2,706	2,813	2,917	3,021	3,126
	Jan-70	2,148	2,255	2,365	2,472	2,579	2,691	2,814	2,922	3,034	3,138	3,250
	Jan-71	2,177	2,288	2,399	2,506	2,619	2,726	2,835	2,962	3,074	3,189	3,297
	Nov-71	2,177	2,288	2,399	2,506	2,619	2,726	2,835	2,962	3,074	3,189	3,297
	Jan-72	2,235	2,348	2,463	2,575	2,683	2,798	2,913	3,028	3,155	3,269	3,384
	Oct-72	2,308	2,424	2,541	2,661	2,779	2,890	3,007	3,124	3,256	3,376	3,490
	Oct-73	2,308	2,424	2,541	2,661	2,779	2,890	3,007	3,124	3,243	3,376	3,490
	Oct-74	2,239	2,350	2,464	2,578	2,694	2,802	2,917	3,032	3,140	3,255	3,387
	Oct-75	2,071	2,175	2,283	2,380	2,486	2,591	2,698	2,798	2,909	3,009	3,118
	Oct-76	1,998	2,100	2,199	2,294	2,400	2,499	2,602	2,703	2,801	2,904	3,007
	Oct-77	1,962	2,056	2,155	2,255	2,357	2,455	2,551	2,653	2,749	2,848	2,948
	Oct-78	1,953	2,050	2,148	2,246	2,347	2,445	2,542	2,638	2,740	2,844	2,939
	Oct-79	1,901	1,999	2,091	2,191	2,287	2,379	2,477	2,575	2,671	2,767	2,864
	Oct-80	1,812	1,903	1,998	2,088	2,178	2,268	2,364	2,455	2,546	2,635	2,733
	Oct-81	1,856	1,948	2,043	2,135	2,230	2,324	2,420	2,508	2,603	2,700	2,790
	Oct-82	1,856	1,948	2,043	2,135	2,230	2,324	2,420	2,508	2,603	2,700	2,790
	Jan-84	1,913	2,009	2,107	2,209	2,300	2,400	2,493	2,591	2,683	2,787	2,885
	Jan-85	1,939	2,038	2,131	2,231	2,330	2,426	2,529	2,625	2,722	2,820	2,918
	Oct-85	1,999	2,100	2,199	2,294	2,405	2,502	2,602	2,703	2,802	2,909	3,007
	Jan-87	2,025	2,122	2,229	2,328	2,429	2,534	2,634	2,738	2,840	2,941	3,043
	Jan-88	1,973	2,073	2,175	2,274	2,372	2,471	2,573	2,669	2,770	2,873	2,969
	Jan-89	1,971	2,072	2,172	2,267	2,367	2,470	2,568	2,668	2,767	2,868	2,964
	Jan-90	1,957	2,051	2,150	2,251	2,347	2,445	2,544	2,641	2,741	2,840	2,940
	Jan-91	1,916	2,013	2,110	2,209	2,305	2,405	2,494	2,595	2,690	2,787	2,883
	Jan-92	1,948	2,047	2,141	2,239	2,340	2,433	2,534	2,634	2,732	2,826	2,925
	Jan-93	1,963	2,057	2,159	2,255	2,353	2,454	2,551	2,652	2,749	2,848	2,947
	Jan-94	1,957	2,053	2,152	2,251	2,348	2,448	2,546	2,641	2,744	2,844	2,939
	Jan-95	1,953	2,050	2,149	2,246	2,344	2,443	2,542	2,639	2,740	2,831	2,936
	Jan-96	1,945	2,040	2,136	2,235	2,332	2,429	2,528	2,627	2,722	2,820	2,920
	Jan-97	1,948	2,047	2,142	2,241	2,340	2,439	2,535	2,633	2,731	2,827	2,926
	Jan-98	1,972	2,072	2,169	2,267	2,368	2,467	2,567	2,666	2,764	2,863	2,961
	Jan-99	2,014	2,119	2,218	2,319	2,422	2,521	2,624	2,725	2,825	2,925	3,031
	Jan-00	2,056	2,162	2,262	2,367	2,471	2,573	2,676	2,781	2,885	2,989	3,094
	Jul-00	1,816	2,162	2,262	2,367	2,471	2,573	2,676	2,781	2,885	2,989	3,094
	Jan-01	1,828	2,168	2,272	2,374	2,481	2,581	2,688	2,790	2,893	2,998	3,101
	Jul-01	1,847	1,980	2,272	2,374	2,481	2,581	2,688	2,790	2,893	2,998	3,101
	Jan-02	1,906	2,043	2,420	2,528	2,638	2,747	2,857	2,969	3,078	3,189	3,300
	Jan-03	1,976	2,117	2,237	2,585	2,699	2,810	2,923	3,038	3,149	3,261	3,376
	Jan-04	2,025	2,171	2,294	2,420	2,753	2,865	2,983	3,098	3,213	3,327	3,441
	Jan-05	2,056	2,205	2,329	2,455	2,563	2,872	2,985	3,101	3,216	3,332	3,446
Jan-06	2,047	2,192	2,316	2,443	2,550	2,658	2,964	3,077	3,192	3,306	3,420	
Jan-07	2,077	2,228	2,356	2,484	2,590	2,700	2,806	3,060	3,176	3,286	3,401	
Apr-07	2,068	2,218	2,347	2,473	2,581	2,688	2,796	3,309	3,433	3,555	3,677	
Jan-08	2,081	2,240	2,369	2,497	2,606	2,714	2,824	2,932	3,448	3,570	3,693	
Jan-09	2,172	2,334	2,477	2,610	2,725	2,837	2,951	3,065	3,180	3,535	3,657	
Jan-10	2,286	2,453	2,601	2,749	2,869	2,989	3,108	3,227	3,347	3,467	3,780	
Jan-11	2,287	2,454	2,601	2,750	2,870	2,990	3,111	3,229	3,349	3,470	3,590	
Jan-12	2,314	2,485	2,634	2,785	2,906	3,028	3,148	3,270	3,391	3,512	3,633	
Jan-13	2,320	2,491	2,641	2,792	2,914	3,035	3,157	3,278	3,399	3,520	3,642	
Jan-14	2,317	2,487	2,636	2,788	2,909	3,031	3,152	3,273	3,395	3,516	3,636	
Jan-15	2,330	2,501	2,651	2,804	2,926	3,048	3,170	3,292	3,414	3,535	3,657	
Jan-16	2,357	2,530	2,682	2,837	2,960	3,083	3,207	3,330	3,453	3,577	3,700	

Pay Grade	Pay Scale	Years of Service									
		31	32	33	34	35	36	37	38	39	40
W-1	Jan-07	3,514	3,626	3,741	3,855	3,969	4,082	4,194	4,309	4,422	4,535
	Apr-07	3,800	3,923	4,047	4,169	4,291	4,415	4,536	4,660	4,782	4,906
	Jan-08	3,816	3,939	4,063	4,185	4,309	4,433	4,556	4,680	4,803	4,926
	Jan-09	3,778	3,900	4,022	4,144	4,265	4,387	4,510	4,632	4,753	4,874
	Jan-10	3,906	4,032	4,158	4,284	4,411	4,536	4,662	4,788	4,914	5,040
	Jan-11	3,838	3,963	4,086	4,210	4,333	4,457	4,581	4,705	4,830	4,952
	Jan-12	3,754	3,976	4,100	4,225	4,349	4,474	4,597	4,722	4,847	4,971
	Jan-13	3,764	3,885	4,106	4,229	4,353	4,478	4,602	4,728	4,852	4,977
	Jan-14	3,758	3,879	4,000	4,202	4,326	4,450	4,573	4,697	4,821	4,944
	Jan-15	3,779	3,901	4,023	4,145	4,336	4,460	4,584	4,708	4,832	4,956
	Jan-16	3,823	3,947	4,070	4,193	4,317	4,518	4,643	4,769	4,894	5,020

Amounts below the grid are based on a high-3 retirement.  
See detailed footnotes following pay grade E1.

**Monthly Gross Retired Pay for Active Duty Non-Disability Retirees as of January 1, 2016**

Pay Grade	Pay Scale	Years of Service											
		20	21	22	23	24	25	26	27	28	29	30	
E-9	Jun-58	1,780	1,871	2,007	2,104	2,192	2,287	2,376	2,470	2,558	2,655	2,744	
	Oct-63	1,903	2,000	2,209	2,319	2,424	2,528	2,886	2,996	3,107	3,222	3,329	
	Sep-64	1,953	2,050	2,260	2,366	2,484	2,587	2,956	3,074	3,190	3,304	3,416	
	Sep-65	2,074	2,179	2,411	2,521	2,629	2,753	3,141	3,265	3,387	3,512	3,629	
	Jul-66	2,145	2,252	2,484	2,600	2,714	2,826	3,249	3,374	3,499	3,621	3,753	
	Oct-67	2,188	2,294	2,538	2,653	2,769	2,886	3,297	3,420	3,571	3,697	3,824	
	Jul-68	2,209	2,315	2,554	2,674	2,790	2,911	3,320	3,451	3,600	3,727	3,858	
	Jul-69	2,332	2,448	2,703	2,826	2,949	3,075	3,512	3,645	3,782	3,941	4,079	
	Jan-70	2,425	2,548	2,813	2,940	3,071	3,199	3,654	3,795	3,935	4,074	4,246	
	Jan-71	2,458	2,581	2,849	2,984	3,117	3,244	3,700	3,844	3,991	4,130	4,276	
	Nov-71	2,458	2,581	2,849	2,984	3,117	3,244	3,700	3,844	3,991	4,130	4,276	
	Jan-72	2,529	2,653	2,926	3,063	3,198	3,328	3,801	3,949	4,098	4,248	4,392	
	Oct-72	2,605	2,738	3,021	3,155	3,300	3,435	3,927	4,073	4,226	4,374	4,532	
	Oct-73	2,605	2,738	3,021	3,155	3,300	3,435	3,927	4,073	4,226	4,374	4,532	
	Oct-74	2,531	2,661	2,927	3,064	3,199	3,329	3,808	3,952	4,102	4,249	4,396	
	Oct-75	2,337	2,456	2,713	2,835	2,956	3,082	3,520	3,657	3,792	3,930	4,062	
	Oct-76	2,255	2,367	2,617	2,737	2,853	2,972	3,398	3,525	3,658	3,789	3,924	
	Oct-77	2,215	2,326	2,565	2,679	2,798	2,918	3,329	3,461	3,592	3,720	3,845	
	Oct-78	2,209	2,315	2,554	2,671	2,789	2,910	3,318	3,446	3,578	3,705	3,834	
	Oct-79	2,148	2,256	2,487	2,603	2,721	2,831	3,241	3,362	3,483	3,612	3,734	
	Oct-80	2,049	2,149	2,375	2,484	2,593	2,703	3,084	3,203	3,325	3,443	3,563	
	Oct-81	2,145	2,252	2,485	2,601	2,718	2,827	3,229	3,355	3,480	3,606	3,727	
	Oct-82	2,145	2,252	2,485	2,601	2,718	2,827	3,229	3,355	3,480	3,606	3,727	
	Jan-84	2,215	2,327	2,568	2,681	2,801	2,920	3,334	3,463	3,596	3,723	3,851	
	Jan-85	2,242	2,357	2,601	2,719	2,840	2,955	3,378	3,507	3,635	3,769	3,899	
	Oct-85	2,312	2,425	2,677	2,798	2,922	3,044	3,479	3,612	3,752	3,883	4,015	
	Jan-87	2,337	2,456	2,713	2,835	2,956	3,082	3,520	3,658	3,792	3,931	4,063	
	Jan-88	2,286	2,399	2,641	2,767	2,887	3,008	3,436	3,571	3,700	3,838	3,968	
	Jan-89	2,285	2,394	2,639	2,765	2,885	3,005	3,434	3,563	3,697	3,826	3,962	
	Jan-90	2,259	2,372	2,619	2,738	2,856	2,978	3,399	3,532	3,664	3,795	3,927	
	Jan-91	2,218	2,328	2,565	2,683	2,801	2,920	3,334	3,465	3,593	3,722	3,848	
	Jan-92	2,251	2,362	2,605	2,725	2,847	2,962	3,385	3,516	3,644	3,777	3,907	
	Jan-93	2,264	2,378	2,625	2,747	2,977	3,104	3,407	3,541	3,673	3,806	3,933	
	Jan-94	2,259	2,374	2,620	2,740	2,970	3,094	3,399	3,531	3,663	3,795	3,927	
	Jan-95	2,255	2,370	2,617	2,736	2,964	3,088	3,394	3,523	3,658	3,783	3,918	
	Jan-96	2,243	2,358	2,601	2,719	2,947	3,070	3,374	3,503	3,632	3,767	3,898	
	Jan-97	2,251	2,365	2,608	2,726	2,955	3,081	3,385	3,514	3,644	3,777	3,907	
	Jan-98	2,282	2,391	2,638	2,759	2,996	3,118	3,428	3,559	3,691	3,819	3,957	
	Jan-99	2,328	2,445	2,699	2,822	3,060	3,188	3,501	3,635	3,772	3,905	4,043	
	Jan-00	2,376	2,496	2,753	2,880	3,122	3,253	3,573	3,712	3,851	3,987	4,122	
Jul-00	2,145	2,527	2,750	2,879	3,116	3,247	3,531	3,669	3,805	3,940	4,074		
Jan-01	2,164	2,586	2,819	2,947	3,190	3,323	3,616	3,756	3,894	4,033	4,173		
Jul-01	2,189	2,341	2,819	2,947	3,190	3,323	3,616	3,756	3,894	4,033	4,173		
Jan-02	2,272	2,429	3,028	3,162	3,427	3,569	3,901	4,053	4,203	4,353	4,503		
Jan-03	2,367	2,543	2,691	3,296	3,566	3,718	4,082	4,239	4,396	4,554	4,710		
Jan-04	2,441	2,633	2,793	2,989	3,721	3,875	4,267	4,430	4,593	4,760	4,924		
Jan-05	2,498	2,695	2,866	3,075	3,252	3,879	4,271	4,435	4,598	4,764	4,928		
Jan-06	2,501	2,698	2,872	3,089	3,264	3,490	4,238	4,400	4,565	4,728	4,891		
Jan-07	2,550	2,748	2,925	3,146	3,327	3,556	3,748	4,376	4,537	4,701	4,864		
Apr-07	2,522	2,720	2,893	3,114	3,288	3,517	3,705	4,376	4,537	4,701	5,107		
Jan-08	2,480	2,672	2,845	3,059	3,235	3,455	3,640	3,906	4,557	4,720	5,128		
Jan-09	2,524	2,723	2,897	3,117	3,294	3,521	3,710	3,978	4,206	4,672	5,075		
Jan-10	2,611	2,815	2,997	3,222	3,406	3,640	3,837	4,114	4,349	4,585	5,248		
Jan-11	2,611	2,816	2,998	3,224	3,407	3,642	3,838	4,115	4,350	4,587	4,745		
Jan-12	2,644	2,851	3,034	3,263	3,450	3,687	3,884	4,166	4,402	4,643	4,804		
Jan-13	2,651	2,857	3,041	3,271	3,458	3,696	3,895	4,176	4,414	4,656	4,816		
Jan-14	2,647	2,853	3,037	3,267	3,452	3,690	3,888	4,170	4,406	4,648	4,808		
Jan-15	2,662	2,869	3,054	3,285	3,472	3,711	3,910	4,193	4,431	4,674	4,835		
Jan-16	2,693	2,903	3,089	3,323	3,512	3,754	3,955	4,241	4,482	4,729	4,892		

Pay Grade	Pay Scale	Years of Service									
		31	32	33	34	35	36	37	38	39	40
E-9	Jan-07	5,027	5,188	5,350	5,512	5,673	5,837	6,000	6,162	6,322	6,486
	Apr-07	5,278	5,448	5,618	6,078	6,257	6,436	6,616	7,133	7,322	7,508
	Jan-08	5,300	5,470	5,641	6,104	6,284	6,462	6,641	7,164	7,352	7,541
	Jan-09	5,244	5,413	5,583	6,038	6,217	6,394	6,572	7,088	7,274	7,462
	Jan-10	5,422	5,597	5,772	6,245	6,429	6,613	6,797	7,329	7,523	7,715
	Jan-11	5,329	5,499	5,672	6,137	6,317	6,498	6,679	7,203	7,392	7,581
	Jan-12	5,049	5,521	5,693	6,159	6,340	6,522	6,703	7,229	7,419	7,610
	Jan-13	5,061	5,309	5,699	6,166	6,347	6,528	6,710	7,235	7,427	7,617
	Jan-14	5,052	5,301	5,553	6,125	6,305	6,485	6,666	7,189	7,377	7,567
	Jan-15	5,081	5,330	5,585	5,754	6,320	6,500	6,681	7,205	7,394	7,584
Jan-16	5,140	5,392	5,650	5,821	6,093	6,585	6,768	7,299	7,491	7,683	

Amounts below the grid are based on a high-3 retirement.  
See detailed footnotes following pay grade E1.

**Monthly Gross Retired Pay for Active Duty Non-Disability Retirees as of January 1, 2016**

Pay Grade	Pay Scale	Years of Service											
		20	21	22	23	24	25	26	27	28	29	30	
E-8	Jun-58	1,531	1,610	1,733	1,809	1,892	1,967	2,050	2,123	2,212	2,288	2,367	
	Oct-63	1,667	1,753	1,945	2,047	2,135	2,228	2,574	2,674	2,779	2,877	2,972	
	Sep-64	1,708	1,796	1,994	2,087	2,191	2,285	2,636	2,741	2,846	2,946	3,045	
	Sep-65	1,816	1,907	2,117	2,218	2,315	2,426	2,805	2,917	3,025	3,131	3,244	
	Jul-66	1,878	1,971	2,191	2,290	2,389	2,487	2,896	3,009	3,124	3,237	3,347	
	Oct-67	1,915	2,014	2,235	2,337	2,438	2,542	2,941	3,058	3,192	3,304	3,418	
	Jul-68	1,934	2,028	2,252	2,357	2,459	2,561	2,962	3,080	3,211	3,327	3,443	
	Jul-69	2,043	2,146	2,379	2,487	2,602	2,713	3,134	3,254	3,378	3,519	3,640	
	Jan-70	2,121	2,231	2,477	2,591	2,704	2,819	3,258	3,385	3,513	3,635	3,783	
	Jan-71	2,152	2,260	2,508	2,627	2,741	2,858	3,305	3,434	3,561	3,690	3,817	
	Nov-71	2,152	2,260	2,508	2,627	2,741	2,858	3,305	3,434	3,561	3,690	3,817	
	Jan-72	2,214	2,324	2,579	2,700	2,816	2,930	3,397	3,525	3,658	3,789	3,919	
	Oct-72	2,285	2,399	2,663	2,785	2,909	3,028	3,500	3,635	3,772	3,907	4,049	
	Oct-73	2,285	2,399	2,663	2,785	2,909	3,028	3,500	3,635	3,772	3,907	4,049	
	Oct-74	2,215	2,326	2,581	2,701	2,819	2,932	3,399	3,530	3,660	3,792	3,927	
	Oct-75	2,047	2,149	2,386	2,493	2,605	2,718	3,140	3,262	3,384	3,507	3,627	
	Oct-76	1,972	2,073	2,297	2,411	2,513	2,622	3,034	3,146	3,263	3,383	3,500	
	Oct-77	1,938	2,038	2,259	2,364	2,467	2,571	2,976	3,088	3,203	3,318	3,435	
	Oct-78	1,934	2,027	2,251	2,353	2,456	2,558	2,962	3,078	3,194	3,306	3,420	
	Oct-79	1,880	1,973	2,193	2,292	2,397	2,493	2,887	2,999	3,117	3,223	3,334	
	Oct-80	1,795	1,885	2,090	2,188	2,286	2,378	2,750	2,860	2,964	3,074	3,183	
	Oct-81	1,878	1,971	2,191	2,290	2,389	2,487	2,885	2,995	3,106	3,216	3,328	
	Oct-82	1,878	1,971	2,191	2,290	2,389	2,487	2,885	2,995	3,106	3,216	3,328	
	Jan-84	1,939	2,038	2,260	2,365	2,470	2,573	2,977	3,088	3,205	3,320	3,437	
	Jan-85	1,964	2,060	2,288	2,394	2,499	2,603	3,010	3,130	3,248	3,363	3,479	
	Oct-85	2,025	2,121	2,361	2,467	2,574	2,679	3,104	3,223	3,346	3,463	3,585	
	Jan-87	2,047	2,149	2,387	2,494	2,605	2,718	3,140	3,262	3,384	3,505	3,626	
	Jan-88	1,998	2,104	2,330	2,435	2,542	2,652	3,066	3,188	3,305	3,420	3,543	
	Jan-89	1,996	2,099	2,327	2,432	2,541	2,644	3,063	3,183	3,303	3,417	3,540	
	Jan-90	1,978	2,083	2,307	2,413	2,521	2,624	3,034	3,149	3,265	3,385	3,501	
	Jan-91	1,941	2,039	2,262	2,365	2,471	2,573	2,977	3,090	3,204	3,322	3,436	
	Jan-92	1,969	2,070	2,294	2,406	2,507	2,611	3,021	3,138	3,253	3,372	3,488	
	Jan-93	1,984	2,086	2,313	2,421	2,638	2,748	3,042	3,159	3,279	3,397	3,513	
	Jan-94	1,979	2,078	2,308	2,415	2,630	2,743	3,036	3,149	3,269	3,387	3,501	
	Jan-95	1,978	2,076	2,305	2,412	2,628	2,738	3,032	3,143	3,262	3,380	3,495	
	Jan-96	1,966	2,062	2,291	2,394	2,611	2,721	3,009	3,129	3,247	3,362	3,479	
	Jan-97	1,972	2,072	2,297	2,406	2,622	2,730	3,023	3,138	3,254	3,373	3,488	
	Jan-98	1,996	2,096	2,326	2,432	2,653	2,763	3,059	3,179	3,296	3,415	3,531	
	Jan-99	2,042	2,141	2,376	2,486	2,710	2,824	3,126	3,247	3,367	3,487	3,611	
	Jan-00	2,084	2,186	2,427	2,538	2,766	2,883	3,192	3,314	3,435	3,560	3,684	
Jul-00	1,868	2,199	2,412	2,519	2,740	2,855	3,140	3,259	3,383	3,503	3,624		
Jan-01	1,884	2,253	2,469	2,579	2,808	2,923	3,215	3,339	3,464	3,590	3,712		
Jul-01	1,905	2,040	2,469	2,579	2,808	2,923	3,215	3,339	3,464	3,590	3,712		
Jan-02	1,976	2,111	2,638	2,758	3,001	3,127	3,437	3,571	3,702	3,834	3,968		
Jan-03	2,058	2,206	2,335	2,875	3,069	3,197	3,517	3,653	3,787	3,922	4,058		
Jan-04	2,137	2,289	2,421	2,595	3,180	3,309	3,639	3,780	3,920	4,060	4,203		
Jan-05	2,188	2,353	2,488	2,666	2,824	3,315	3,644	3,786	3,924	4,066	4,207		
Jan-06	2,189	2,362	2,495	2,672	2,830	3,013	3,616	3,755	3,897	4,034	4,173		
Jan-07	2,230	2,404	2,542	2,722	2,881	3,068	3,216	3,735	3,873	4,012	4,151		
Apr-07	2,205	2,378	2,514	2,691	2,849	3,036	3,182	3,735	3,873	4,012	4,233		
Jan-08	2,167	2,336	2,469	2,644	2,799	2,982	3,126	3,335	3,890	4,029	4,251		
Jan-09	2,208	2,380	2,517	2,695	2,853	3,038	3,185	3,398	3,590	3,987	4,208		
Jan-10	2,283	2,462	2,603	2,787	2,950	3,142	3,294	3,514	3,712	3,913	4,351		
Jan-11	2,285	2,463	2,603	2,787	2,951	3,142	3,295	3,515	3,714	3,914	4,049		
Jan-12	2,311	2,494	2,636	2,823	2,987	3,182	3,335	3,558	3,758	3,963	4,100		
Jan-13	2,317	2,500	2,643	2,829	2,995	3,190	3,343	3,567	3,767	3,973	4,110		
Jan-14	2,314	2,496	2,638	2,824	2,991	3,185	3,338	3,561	3,761	3,966	4,103		
Jan-15	2,327	2,510	2,653	2,840	3,007	3,203	3,357	3,581	3,783	3,989	4,126		
Jan-16	2,354	2,539	2,684	2,873	3,042	3,240	3,396	3,622	3,827	4,035	4,174		
	<b>Pay Scale</b>												
		<b>Years of Service</b>											
		<b>31</b>	<b>32</b>	<b>33</b>	<b>34</b>	<b>35</b>	<b>36</b>	<b>37</b>	<b>38</b>	<b>39</b>	<b>40</b>		
E-8	Jan-07	4,289	4,427	4,566	4,704	4,842	4,981	5,120	5,258	5,397	5,535		
	Apr-07	4,374	4,516	4,657	4,797	4,940	5,081	5,222	5,362	5,506	5,646		
	Jan-08	4,393	4,534	4,675	4,820	4,961	5,102	5,243	5,386	5,528	5,669		
	Jan-09	4,347	4,488	4,628	4,768	4,909	5,049	5,189	5,330	5,470	5,609		
	Jan-10	4,495	4,641	4,786	4,930	5,076	5,220	5,365	5,512	5,656	5,801		
	Jan-11	4,417	4,560	4,703	4,846	4,987	5,130	5,274	5,415	5,558	5,701		
	Jan-12	4,265	4,577	4,719	4,863	5,005	5,150	5,292	5,434	5,579	5,721		
	Jan-13	4,276	4,443	4,724	4,868	5,011	5,155	5,298	5,440	5,584	5,727		
	Jan-14	4,269	4,436	4,605	4,837	4,979	5,121	5,263	5,405	5,548	5,690		
	Jan-15	4,293	4,461	4,630	4,771	4,990	5,133	5,275	5,418	5,561	5,703		
Jan-16	4,343	4,513	4,684	4,826	4,968	5,199	5,344	5,488	5,633	5,777			

Amounts below the grid are based on a high-3 retirement.  
See detailed footnotes following pay grade E1.

**Monthly Gross Retired Pay for Active Duty Non-Disability Retirees as of January 1, 2016**

Pay Grade	Pay Scale	Years of Service										
		20	21	22	23	24	25	26	27	28	29	30
E-7	Apr-55	1,377	1,447	1,546	1,613	1,682	1,755	1,915	1,989	2,068	2,139	2,215
	Jun-58	1,447	1,521	1,595	1,667	1,743	1,812	1,888	1,963	2,036	2,107	2,178
	Oct-63	1,467	1,546	1,727	1,813	1,897	1,973	2,314	2,406	2,493	2,582	2,674
	Sep-64	1,506	1,578	1,768	1,855	1,945	2,027	2,372	2,467	2,556	2,652	2,741
	Sep-65	1,603	1,681	1,885	1,967	2,054	2,154	2,529	2,625	2,721	2,819	2,917
	Jul-66	1,653	1,741	1,945	2,036	2,119	2,214	2,605	2,707	2,809	2,911	3,010
	Oct-67	1,689	1,770	1,984	2,074	2,169	2,259	2,640	2,747	2,869	2,969	3,075
	Jul-68	1,700	1,784	2,000	2,090	2,182	2,282	2,669	2,769	2,890	2,995	3,096
	Jul-69	1,798	1,892	2,112	2,214	2,312	2,409	2,820	2,926	3,039	3,163	3,275
	Jan-70	1,871	1,966	2,202	2,297	2,405	2,503	2,927	3,044	3,157	3,272	3,404
	Jan-71	1,898	1,994	2,230	2,332	2,431	2,538	2,969	3,085	3,201	3,316	3,433
	Nov-71	1,898	1,994	2,230	2,332	2,431	2,538	2,969	3,085	3,201	3,316	3,433
	Jan-72	1,948	2,049	2,290	2,397	2,502	2,605	3,051	3,176	3,289	3,404	3,523
	Oct-72	2,009	2,110	2,365	2,471	2,579	2,691	3,142	3,266	3,394	3,513	3,634
	Oct-73	2,009	2,110	2,365	2,471	2,579	2,691	3,142	3,266	3,394	3,513	3,634
	Oct-74	1,949	2,050	2,291	2,400	2,503	2,608	3,057	3,177	3,293	3,408	3,525
	Oct-75	1,805	1,897	2,117	2,218	2,314	2,415	2,825	2,930	3,043	3,148	3,262
	Oct-76	1,741	1,829	2,047	2,139	2,232	2,327	2,723	2,827	2,932	3,040	3,142
	Oct-77	1,705	1,795	2,006	2,100	2,192	2,286	2,674	2,780	2,883	2,985	3,087
	Oct-78	1,698	1,784	2,000	2,090	2,182	2,277	2,665	2,766	2,872	2,972	3,075
	Oct-79	1,658	1,743	1,948	2,040	2,123	2,218	2,595	2,698	2,794	2,896	2,999
	Oct-80	1,577	1,660	1,859	1,945	2,028	2,111	2,473	2,573	2,669	2,765	2,860
	Oct-81	1,653	1,741	1,947	2,038	2,121	2,215	2,591	2,694	2,790	2,892	2,995
	Oct-82	1,653	1,741	1,947	2,038	2,121	2,215	2,591	2,694	2,790	2,892	2,995
	Jan-84	1,708	1,796	2,007	2,104	2,192	2,286	2,676	2,781	2,885	2,987	3,088
	Jan-85	1,732	1,816	2,036	2,122	2,221	2,314	2,707	2,814	2,918	3,023	3,129
	Oct-85	1,780	1,871	2,096	2,192	2,288	2,380	2,789	2,896	3,008	3,118	3,223
	Jan-87	1,807	1,897	2,119	2,218	2,315	2,415	2,826	2,930	3,043	3,149	3,259
	Jan-88	1,762	1,852	2,072	2,168	2,259	2,357	2,758	2,864	2,972	3,080	3,188
	Jan-89	1,758	1,849	2,069	2,165	2,256	2,350	2,750	2,858	2,965	3,074	3,183
	Jan-90	1,745	1,831	2,049	2,142	2,235	2,330	2,731	2,830	2,940	3,043	3,149
	Jan-91	1,711	1,797	2,007	2,103	2,192	2,287	2,676	2,781	2,885	2,987	3,090
	Jan-92	1,737	1,826	2,040	2,134	2,229	2,322	2,718	2,822	2,925	3,032	3,137
	Jan-93	1,746	1,836	2,055	2,149	2,357	2,456	2,737	2,844	2,948	3,053	3,159
	Jan-94	1,745	1,832	2,050	2,145	2,348	2,448	2,726	2,831	2,939	3,044	3,149
	Jan-95	1,743	1,832	2,048	2,139	2,345	2,445	2,723	2,827	2,936	3,040	3,143
	Jan-96	1,735	1,821	2,038	2,129	2,332	2,431	2,707	2,816	2,920	3,025	3,129
	Jan-97	1,740	1,826	2,043	2,136	2,341	2,439	2,719	2,823	2,926	3,035	3,138
	Jan-98	1,759	1,849	2,070	2,164	2,370	2,469	2,749	2,856	2,962	3,068	3,177
	Jan-99	1,800	1,889	2,112	2,212	2,423	2,521	2,813	2,921	3,031	3,138	3,246
	Jan-00	1,835	1,930	2,156	2,255	2,472	2,574	2,869	2,982	3,094	3,201	3,312
	Jul-00	1,661	1,934	2,124	2,223	2,432	2,533	2,825	2,935	3,043	3,150	3,258
	Jan-01	1,674	1,980	2,175	2,275	2,490	2,598	2,892	3,004	3,117	3,227	3,338
	Jul-01	1,699	1,816	2,223	2,321	2,490	2,598	2,892	3,004	3,117	3,227	3,338
	Jan-02	1,762	1,887	2,364	2,471	2,652	2,764	3,078	3,196	3,315	3,434	3,554
	Jan-03	1,844	1,967	2,081	2,525	2,711	2,826	3,149	3,272	3,391	3,513	3,633
	Jan-04	1,908	2,034	2,146	2,300	2,801	2,919	3,252	3,378	3,501	3,626	3,753
	Jan-05	1,957	2,081	2,190	2,344	2,485	2,923	3,256	3,381	3,506	3,632	3,757
Jan-06	1,959	2,085	2,194	2,342	2,483	2,649	3,229	3,356	3,481	3,605	3,730	
Jan-07	1,998	2,123	2,235	2,383	2,526	2,698	2,831	3,337	3,460	3,585	3,708	
Apr-07	1,979	2,103	2,212	2,361	2,500	2,667	2,800	3,337	3,460	3,585	3,708	
Jan-08	1,958	2,080	2,189	2,328	2,464	2,623	2,754	2,954	3,476	3,600	3,725	
Jan-09	2,010	2,136	2,246	2,387	2,522	2,680	2,805	3,010	3,194	3,561	3,685	
Jan-10	2,087	2,220	2,335	2,482	2,620	2,780	2,909	3,115	3,304	3,495	3,810	
Jan-11	2,087	2,221	2,335	2,482	2,621	2,780	2,910	3,114	3,305	3,497	3,618	
Jan-12	2,114	2,249	2,365	2,513	2,653	2,814	2,946	3,151	3,344	3,541	3,663	
Jan-13	2,119	2,254	2,371	2,519	2,660	2,822	2,953	3,160	3,353	3,550	3,672	
Jan-14	2,116	2,251	2,368	2,515	2,656	2,817	2,948	3,155	3,347	3,544	3,667	
Jan-15	2,128	2,264	2,381	2,529	2,671	2,833	2,965	3,172	3,366	3,564	3,687	
Jan-16	2,153	2,291	2,409	2,558	2,702	2,866	3,000	3,209	3,405	3,606	3,730	
		Years of Service										
		31	32	33	34	35	36	37	38	39	40	
E-7	Jan-07	3,832	3,957	4,080	4,204	4,327	4,451	4,574	4,697	4,823	4,945	
	Apr-07	3,832	3,957	4,080	4,204	4,327	4,451	4,574	4,697	4,823	4,945	
	Jan-08	3,848	3,972	4,096	4,220	4,345	4,468	4,593	4,717	4,842	4,967	
	Jan-09	3,808	3,931	4,053	4,176	4,299	4,422	4,545	4,668	4,791	4,915	
	Jan-10	3,937	4,064	4,191	4,319	4,447	4,574	4,701	4,827	4,955	5,081	
	Jan-11	3,869	3,995	4,118	4,244	4,369	4,495	4,619	4,744	4,868	4,993	
	Jan-12	3,786	4,009	4,135	4,259	4,384	4,510	4,635	4,761	4,886	5,010	
	Jan-13	3,795	3,917	4,139	4,265	4,390	4,516	4,640	4,765	4,891	5,016	
	Jan-14	3,789	3,911	4,034	4,236	4,361	4,486	4,610	4,735	4,860	4,984	
	Jan-15	3,810	3,933	4,056	4,179	4,371	4,496	4,621	4,746	4,871	4,996	
	Jan-16	3,854	3,979	4,103	4,228	4,352	4,555	4,681	4,808	4,934	5,061	

Amounts below the grid are based on a high-3 retirement.  
See detailed footnotes following pay grade E1.

**Monthly Gross Retired Pay for Active Duty Non-Disability Retirees as of January 1, 2016**

Pay Grade	Pay Scale	Years of Service										
		20	21	22	23	24	25	26	27	28	29	30
E-6	Apr-55	1,191	1,252	1,392	1,454	1,519	1,578	1,647	1,711	1,772	1,841	1,901
	Jun-58	1,192	1,255	1,313	1,377	1,438	1,499	1,559	1,617	1,681	1,745	1,805
	Oct-63	1,290	1,354	1,416	1,496	1,559	1,622	1,694	1,757	1,822	1,889	1,959
	Sep-64	1,318	1,392	1,457	1,523	1,603	1,669	1,736	1,805	1,871	1,939	2,006
	Sep-65	1,407	1,475	1,554	1,617	1,694	1,772	1,851	1,915	1,988	2,060	2,131
	Jul-66	1,453	1,526	1,603	1,676	1,750	1,821	1,905	1,978	2,054	2,123	2,207
	Oct-67	1,484	1,558	1,631	1,708	1,781	1,859	1,937	2,007	2,096	2,174	2,248
	Jul-68	1,496	1,567	1,647	1,718	1,797	1,874	1,949	2,026	2,111	2,191	2,265
	Jul-69	1,578	1,660	1,743	1,821	1,901	1,978	2,060	2,142	2,221	2,314	2,397
	Jan-70	1,646	1,731	1,809	1,897	1,976	2,060	2,145	2,229	2,312	2,397	2,487
	Jan-71	1,667	1,753	1,836	1,918	2,005	2,089	2,174	2,256	2,344	2,425	2,508
	Nov-71	1,667	1,753	1,836	1,918	2,005	2,089	2,174	2,256	2,344	2,425	2,508
	Jan-72	1,712	1,798	1,888	1,971	2,057	2,146	2,231	2,316	2,409	2,489	2,578
	Oct-72	1,767	1,858	1,947	2,038	2,121	2,215	2,300	2,394	2,482	2,573	2,663
	Oct-73	1,767	1,858	1,947	2,038	2,121	2,215	2,300	2,394	2,482	2,573	2,663
	Oct-74	1,713	1,798	1,888	1,972	2,060	2,148	2,232	2,319	2,411	2,493	2,579
	Oct-75	1,581	1,662	1,746	1,822	1,903	1,984	2,068	2,146	2,228	2,304	2,386
	Oct-76	1,526	1,607	1,681	1,759	1,836	1,913	1,989	2,071	2,146	2,228	2,297
	Oct-77	1,499	1,572	1,652	1,731	1,805	1,878	1,957	2,031	2,107	2,182	2,259
	Oct-78	1,492	1,564	1,646	1,716	1,796	1,871	1,948	2,025	2,100	2,175	2,248
	Oct-79	1,454	1,527	1,606	1,678	1,752	1,822	1,898	1,971	2,047	2,115	2,192
	Oct-80	1,390	1,457	1,526	1,598	1,669	1,741	1,808	1,880	1,949	2,021	2,089
	Oct-81	1,447	1,521	1,595	1,667	1,741	1,812	1,888	1,962	2,036	2,107	2,178
	Oct-82	1,447	1,521	1,595	1,667	1,741	1,812	1,888	1,962	2,036	2,107	2,178
	Jan-84	1,492	1,564	1,646	1,716	1,796	1,871	1,948	2,026	2,100	2,175	2,251
	Jan-85	1,514	1,591	1,662	1,743	1,817	1,897	1,971	2,049	2,121	2,202	2,282
	Oct-85	1,558	1,637	1,714	1,796	1,874	1,953	2,031	2,110	2,191	2,267	2,347
	Jan-87	1,575	1,657	1,741	1,817	1,898	1,976	2,056	2,136	2,216	2,292	2,376
	Jan-88	1,540	1,617	1,696	1,772	1,855	1,934	2,006	2,087	2,167	2,242	2,319
	Jan-89	1,537	1,616	1,694	1,770	1,851	1,928	2,006	2,086	2,164	2,237	2,315
	Jan-90	1,526	1,603	1,678	1,757	1,835	1,908	1,987	2,062	2,142	2,221	2,294
	Jan-91	1,497	1,567	1,647	1,725	1,798	1,877	1,949	2,027	2,103	2,176	2,252
	Jan-92	1,520	1,596	1,673	1,750	1,828	1,899	1,979	2,054	2,131	2,211	2,288
	Jan-93	1,529	1,609	1,682	1,762	1,841	1,915	1,994	2,071	2,148	2,228	2,304
	Jan-94	1,526	1,606	1,678	1,755	1,835	1,908	1,987	2,062	2,142	2,221	2,294
	Jan-95	1,524	1,603	1,677	1,755	1,833	1,906	1,985	2,060	2,138	2,217	2,292
	Jan-96	1,518	1,594	1,670	1,745	1,822	1,896	1,976	2,050	2,128	2,202	2,283
	Jan-97	1,521	1,597	1,673	1,752	1,828	1,901	1,980	2,055	2,134	2,212	2,288
	Jan-98	1,541	1,616	1,696	1,772	1,851	1,929	2,006	2,084	2,159	2,237	2,314
	Jan-99	1,573	1,653	1,733	1,812	1,892	1,971	2,050	2,129	2,209	2,289	2,367
	Jan-00	1,608	1,688	1,770	1,851	1,933	2,012	2,091	2,175	2,253	2,335	2,417
	Jul-00	1,477	1,658	1,741	1,819	1,897	1,979	2,056	2,136	2,217	2,296	2,375
	Jan-01	1,490	1,699	1,781	1,864	1,946	2,027	2,107	2,186	2,271	2,352	2,432
	Jul-01	1,509	1,593	1,784	1,867	1,948	2,030	2,111	2,191	2,274	2,358	2,436
	Jan-02	1,560	1,648	1,920	2,007	2,092	2,182	2,268	2,360	2,443	2,533	2,622
	Jan-03	1,620	1,711	1,795	2,054	2,142	2,232	2,322	2,413	2,502	2,590	2,679
	Jan-04	1,662	1,757	1,839	1,924	2,185	2,277	2,369	2,460	2,551	2,642	2,733
	Jan-05	1,687	1,780	1,867	1,952	2,035	2,280	2,372	2,463	2,554	2,645	2,738
Jan-06	1,681	1,772	1,858	1,940	2,026	2,110	2,356	2,443	2,534	2,625	2,718	
Jan-07	1,710	1,801	1,886	1,971	2,058	2,144	2,230	2,431	2,522	2,611	2,702	
Apr-07	1,695	1,784	1,870	1,954	2,040	2,125	2,209	2,487	2,579	2,670	2,764	
Jan-08	1,680	1,767	1,851	1,937	2,020	2,104	2,188	2,272	2,589	2,681	2,774	
Jan-09	1,723	1,815	1,899	1,987	2,073	2,161	2,246	2,332	2,420	2,655	2,745	
Jan-10	1,787	1,886	1,977	2,066	2,156	2,246	2,335	2,426	2,516	2,605	2,841	
Jan-11	1,787	1,887	1,977	2,067	2,157	2,246	2,336	2,427	2,516	2,606	2,697	
Jan-12	1,811	1,910	2,002	2,094	2,183	2,276	2,366	2,457	2,548	2,639	2,730	
Jan-13	1,816	1,916	2,006	2,099	2,190	2,281	2,372	2,464	2,554	2,646	2,737	
Jan-14	1,813	1,912	2,004	2,095	2,186	2,277	2,369	2,459	2,550	2,642	2,733	
Jan-15	1,824	1,924	2,015	2,107	2,199	2,290	2,382	2,473	2,565	2,657	2,748	
Jan-16	1,845	1,946	2,039	2,131	2,224	2,317	2,410	2,502	2,595	2,688	2,780	

Pay Grade	Pay Scale	Years of Service									
		31	32	33	34	35	36	37	38	39	40
E-6	Jan-07	2,791	2,882	2,973	3,062	3,153	3,244	3,334	3,423	3,513	3,604
	Apr-07	2,855	2,946	3,040	3,131	3,223	3,316	3,407	3,499	3,595	3,685
	Jan-08	2,866	2,960	3,053	3,144	3,238	3,329	3,424	3,516	3,609	3,700
	Jan-09	2,837	2,929	3,021	3,114	3,204	3,296	3,388	3,480	3,570	3,663
	Jan-10	2,935	3,030	3,124	3,218	3,313	3,408	3,503	3,599	3,692	3,788
	Jan-11	2,883	2,977	3,070	3,163	3,256	3,349	3,443	3,536	3,628	3,723
	Jan-12	2,822	2,987	3,081	3,175	3,268	3,361	3,455	3,548	3,641	3,735
	Jan-13	2,828	2,919	3,084	3,179	3,271	3,365	3,458	3,553	3,645	3,739
	Jan-14	2,824	2,915	3,006	3,158	3,251	3,343	3,436	3,529	3,622	3,715
	Jan-15	2,840	2,932	3,023	3,115	3,258	3,351	3,444	3,537	3,631	3,724
Jan-16	2,873	2,966	3,058	3,151	3,244	3,336	3,429	3,523	3,617	3,712	

Amounts below the grid are based on a high-3 retirement.  
See detailed footnotes following pay grade E1.

**Monthly Gross Retired Pay for Active Duty Non-Disability Retirees as of January 1, 2016**

Pay Grade	Pay Scale	Years of Service										
		20	21	22	23	24	25	26	27	28	29	30
E-5	Apr-55	1,052	1,106	1,239	1,298	1,352	1,408	1,466	1,523	1,578	1,642	1,696
	Jun-58	985	1,037	1,086	1,133	1,187	1,238	1,289	1,338	1,390	1,438	1,487
	Oct-63	1,091	1,145	1,197	1,265	1,318	1,377	1,434	1,487	1,548	1,603	1,656
	Sep-64	1,120	1,181	1,234	1,290	1,354	1,409	1,469	1,526	1,581	1,643	1,698
	Sep-65	1,190	1,252	1,309	1,370	1,434	1,503	1,561	1,621	1,682	1,746	1,807
	Jul-66	1,232	1,291	1,354	1,415	1,475	1,546	1,613	1,678	1,743	1,804	1,862
	Oct-67	1,254	1,315	1,383	1,447	1,511	1,571	1,642	1,700	1,772	1,841	1,903
	Jul-68	1,265	1,330	1,395	1,457	1,522	1,584	1,652	1,713	1,786	1,856	1,918
	Jul-69	1,338	1,407	1,473	1,546	1,611	1,678	1,746	1,812	1,885	1,963	2,028
	Jan-70	1,394	1,461	1,534	1,607	1,677	1,746	1,816	1,888	1,959	2,028	2,110
	Jan-71	1,409	1,484	1,557	1,622	1,697	1,768	1,844	1,908	1,984	2,054	2,122
	Nov-71	1,409	1,484	1,557	1,622	1,697	1,768	1,844	1,908	1,984	2,054	2,122
	Jan-72	1,452	1,522	1,597	1,670	1,746	1,816	1,892	1,965	2,039	2,110	2,186
	Oct-72	1,498	1,571	1,651	1,725	1,798	1,875	1,953	2,028	2,105	2,178	2,255
	Oct-73	1,498	1,571	1,651	1,725	1,798	1,875	1,953	2,028	2,105	2,178	2,255
	Oct-74	1,453	1,523	1,598	1,676	1,750	1,817	1,896	1,966	2,043	2,112	2,188
	Oct-75	1,344	1,408	1,475	1,550	1,613	1,681	1,753	1,817	1,888	1,957	2,025
	Oct-76	1,293	1,362	1,422	1,492	1,558	1,620	1,689	1,754	1,817	1,886	1,949
	Oct-77	1,269	1,336	1,401	1,461	1,526	1,595	1,656	1,718	1,784	1,852	1,913
	Oct-78	1,265	1,330	1,395	1,457	1,521	1,584	1,651	1,713	1,776	1,846	1,905
	Oct-79	1,234	1,293	1,358	1,416	1,484	1,548	1,610	1,670	1,733	1,796	1,859
	Oct-80	1,180	1,235	1,293	1,352	1,410	1,471	1,534	1,595	1,652	1,712	1,769
	Oct-81	1,228	1,289	1,350	1,409	1,473	1,536	1,598	1,660	1,725	1,781	1,851
	Oct-82	1,228	1,289	1,350	1,409	1,473	1,536	1,598	1,660	1,725	1,781	1,851
	Jan-84	1,265	1,330	1,394	1,457	1,522	1,584	1,651	1,713	1,776	1,846	1,906
	Jan-85	1,281	1,347	1,409	1,473	1,540	1,607	1,670	1,736	1,798	1,862	1,934
	Oct-85	1,315	1,387	1,453	1,521	1,591	1,653	1,718	1,786	1,856	1,919	1,988
	Jan-87	1,336	1,405	1,469	1,537	1,611	1,676	1,745	1,812	1,877	1,947	2,017
	Jan-88	1,305	1,369	1,437	1,503	1,566	1,634	1,698	1,768	1,832	1,898	1,965
	Jan-89	1,304	1,369	1,434	1,500	1,566	1,631	1,698	1,766	1,831	1,897	1,965
	Jan-90	1,291	1,358	1,421	1,488	1,556	1,617	1,681	1,752	1,813	1,880	1,946
	Jan-91	1,266	1,331	1,395	1,460	1,523	1,592	1,652	1,714	1,780	1,846	1,906
	Jan-92	1,289	1,352	1,416	1,484	1,550	1,612	1,677	1,742	1,808	1,875	1,939
	Jan-93	1,298	1,363	1,424	1,494	1,558	1,621	1,688	1,755	1,821	1,886	1,953
	Jan-94	1,293	1,358	1,422	1,490	1,556	1,617	1,682	1,750	1,813	1,881	1,947
	Jan-95	1,291	1,355	1,421	1,487	1,553	1,616	1,682	1,750	1,812	1,880	1,946
	Jan-96	1,283	1,349	1,412	1,482	1,548	1,609	1,673	1,740	1,805	1,868	1,933
	Jan-97	1,289	1,352	1,419	1,485	1,551	1,614	1,678	1,745	1,808	1,875	1,938
	Jan-98	1,304	1,370	1,437	1,501	1,566	1,636	1,700	1,768	1,832	1,896	1,964
	Jan-99	1,336	1,403	1,469	1,537	1,606	1,672	1,739	1,806	1,871	1,938	2,007
	Jan-00	1,364	1,431	1,499	1,568	1,638	1,706	1,774	1,844	1,910	1,981	2,049
	Jul-00	1,260	1,405	1,471	1,541	1,608	1,674	1,742	1,809	1,877	1,944	2,012
	Jan-01	1,270	1,441	1,509	1,577	1,647	1,713	1,784	1,855	1,924	1,990	2,058
	Jul-01	1,282	1,348	1,502	1,572	1,642	1,709	1,777	1,847	1,916	1,984	2,053
	Jan-02	1,325	1,394	1,616	1,691	1,762	1,836	1,910	1,985	2,058	2,134	2,207
	Jan-03	1,373	1,443	1,512	1,731	1,806	1,883	1,956	2,031	2,108	2,183	2,259
	Jan-04	1,408	1,479	1,550	1,620	1,841	1,918	1,997	2,073	2,149	2,227	2,303
	Jan-05	1,428	1,500	1,571	1,642	1,713	1,921	1,999	2,075	2,152	2,229	2,307
Jan-06	1,421	1,493	1,563	1,636	1,706	1,776	1,983	2,059	2,135	2,212	2,289	
Jan-07	1,445	1,517	1,590	1,661	1,735	1,807	1,879	2,048	2,124	2,200	2,276	
Apr-07	1,431	1,502	1,574	1,645	1,715	1,791	1,862	2,086	2,165	2,241	2,317	
Jan-08	1,414	1,486	1,558	1,627	1,699	1,769	1,841	1,910	2,174	2,250	2,328	
Jan-09	1,452	1,524	1,595	1,669	1,742	1,815	1,887	1,959	2,031	2,228	2,305	
Jan-10	1,507	1,583	1,657	1,735	1,809	1,885	1,959	2,035	2,111	2,186	2,382	
Jan-11	1,507	1,584	1,659	1,735	1,810	1,886	1,960	2,036	2,112	2,187	2,262	
Jan-12	1,527	1,603	1,680	1,756	1,832	1,908	1,986	2,061	2,138	2,216	2,291	
Jan-13	1,531	1,607	1,685	1,760	1,837	1,915	1,991	2,067	2,143	2,221	2,297	
Jan-14	1,528	1,605	1,681	1,758	1,835	1,911	1,988	2,064	2,141	2,217	2,293	
Jan-15	1,538	1,614	1,691	1,768	1,845	1,922	1,999	2,076	2,153	2,230	2,307	
Jan-16	1,555	1,633	1,711	1,789	1,867	1,944	2,022	2,100	2,178	2,256	2,333	

Pay Grade	Pay Scale	Years of Service									
		31	32	33	34	35	36	37	38	39	40
E-5	Jan-07	2,353	2,428	2,503	2,580	2,655	2,731	2,806	2,883	2,960	3,037
	Apr-07	2,395	2,473	2,550	2,628	2,705	2,784	2,859	2,938	3,014	3,093
	Jan-08	2,405	2,484	2,561	2,639	2,718	2,794	2,873	2,950	3,029	3,106
	Jan-09	2,381	2,458	2,535	2,612	2,689	2,766	2,844	2,919	2,997	3,073
	Jan-10	2,462	2,542	2,621	2,701	2,782	2,860	2,940	3,019	3,099	3,179
	Jan-11	2,421	2,498	2,576	2,655	2,732	2,809	2,888	2,968	3,045	3,123
	Jan-12	2,368	2,507	2,586	2,663	2,742	2,822	2,899	2,978	3,056	3,134
	Jan-13	2,373	2,449	2,588	2,667	2,746	2,824	2,903	2,980	3,060	3,138
	Jan-14	2,370	2,446	2,523	2,650	2,727	2,806	2,884	2,962	3,040	3,117
	Jan-15	2,383	2,460	2,537	2,614	2,734	2,813	2,891	2,969	3,047	3,125
	Jan-16	2,411	2,489	2,567	2,645	2,722	2,849	2,928	3,007	3,087	3,166

Amounts below the grid are based on a high-3 retirement.  
See detailed footnotes following pay grade E1.

**Monthly Gross Retired Pay for Active Duty Non-Disability Retirees as of January 1, 2016**

Pay Grade	Pay Scale	Years of Service										
		20	21	22	23	24	25	26	27	28	29	30
E-4	Apr-55	944	997	1,046	1,093	1,140	1,191	1,240	1,290	1,338	1,390	1,437
	Jun-58	776	819	856	888	937	978	1,018	1,052	1,093	1,131	1,180
	Oct-63	834	877	921	967	1,011	1,050	1,093	1,135	1,184	1,228	1,266
	Sep-64	856	895	940	985	1,037	1,080	1,122	1,170	1,210	1,255	1,302
	Sep-65	908	954	1,002	1,047	1,096	1,147	1,192	1,241	1,290	1,338	1,383
	Jul-66	939	988	1,037	1,083	1,130	1,184	1,235	1,282	1,333	1,382	1,428
	Oct-67	961	1,010	1,060	1,104	1,158	1,202	1,254	1,303	1,362	1,408	1,457
	Jul-68	967	1,019	1,065	1,115	1,165	1,210	1,263	1,310	1,369	1,416	1,467
	Jul-69	1,023	1,078	1,126	1,184	1,234	1,283	1,338	1,390	1,441	1,500	1,556
	Jan-70	1,065	1,120	1,180	1,231	1,282	1,338	1,394	1,443	1,499	1,556	1,614
	Jan-71	1,080	1,131	1,189	1,241	1,302	1,354	1,408	1,461	1,519	1,572	1,625
	Nov-71	1,126	1,186	1,240	1,302	1,358	1,410	1,469	1,527	1,584	1,645	1,700
	Jan-72	1,197	1,263	1,325	1,387	1,447	1,509	1,564	1,625	1,691	1,753	1,812
	Oct-72	1,239	1,303	1,367	1,428	1,492	1,557	1,616	1,679	1,745	1,807	1,869
	Oct-73	1,239	1,303	1,367	1,428	1,492	1,557	1,616	1,679	1,745	1,807	1,869
	Oct-74	1,197	1,263	1,325	1,387	1,447	1,509	1,564	1,625	1,691	1,753	1,812
	Oct-75	1,113	1,170	1,228	1,281	1,338	1,395	1,452	1,506	1,560	1,616	1,677
	Oct-76	1,071	1,125	1,184	1,235	1,290	1,345	1,401	1,453	1,509	1,560	1,614
	Oct-77	1,047	1,099	1,159	1,206	1,265	1,313	1,370	1,422	1,475	1,531	1,584
	Oct-78	1,046	1,097	1,153	1,203	1,262	1,310	1,367	1,416	1,471	1,526	1,577
	Oct-79	1,021	1,071	1,122	1,181	1,231	1,281	1,333	1,383	1,437	1,487	1,540
	Oct-80	976	1,022	1,071	1,121	1,175	1,222	1,269	1,315	1,368	1,415	1,467
	Oct-81	981	1,034	1,081	1,130	1,185	1,234	1,282	1,333	1,383	1,434	1,484
	Oct-82	981	1,034	1,081	1,130	1,185	1,234	1,282	1,333	1,383	1,434	1,484
	Jan-84	1,012	1,067	1,120	1,175	1,227	1,274	1,325	1,377	1,428	1,475	1,531
	Jan-85	1,032	1,080	1,130	1,186	1,238	1,290	1,344	1,395	1,447	1,499	1,554
	Oct-85	1,060	1,114	1,170	1,227	1,274	1,330	1,383	1,438	1,490	1,548	1,598
	Jan-87	1,071	1,126	1,184	1,238	1,291	1,347	1,402	1,457	1,511	1,562	1,617
	Jan-88	1,046	1,098	1,156	1,204	1,262	1,311	1,367	1,416	1,473	1,526	1,577
	Jan-89	1,046	1,098	1,156	1,204	1,262	1,311	1,367	1,416	1,471	1,523	1,577
	Jan-90	1,038	1,090	1,141	1,192	1,247	1,302	1,354	1,407	1,459	1,514	1,563
	Jan-91	1,018	1,070	1,121	1,178	1,228	1,275	1,326	1,378	1,429	1,484	1,534
	Jan-92	1,036	1,084	1,137	1,191	1,242	1,299	1,350	1,401	1,454	1,504	1,558
	Jan-93	1,040	1,093	1,147	1,199	1,253	1,305	1,358	1,411	1,464	1,519	1,564
	Jan-94	1,040	1,091	1,144	1,197	1,252	1,303	1,354	1,408	1,460	1,515	1,563
	Jan-95	1,039	1,091	1,144	1,195	1,249	1,302	1,352	1,405	1,459	1,514	1,561
	Jan-96	1,035	1,084	1,137	1,189	1,241	1,296	1,347	1,401	1,452	1,500	1,556
	Jan-97	1,038	1,090	1,142	1,192	1,245	1,299	1,350	1,404	1,457	1,509	1,560
	Jan-98	1,047	1,103	1,156	1,209	1,263	1,313	1,367	1,419	1,473	1,526	1,578
	Jan-99	1,074	1,126	1,183	1,238	1,289	1,345	1,400	1,455	1,504	1,560	1,613
	Jan-00	1,095	1,153	1,206	1,264	1,317	1,371	1,427	1,484	1,540	1,594	1,649
	Jul-00	1,015	1,155	1,211	1,266	1,321	1,377	1,432	1,488	1,546	1,598	1,655
	Jan-01	1,024	1,184	1,241	1,299	1,352	1,410	1,467	1,523	1,581	1,638	1,694
	Jul-01	1,038	1,091	1,241	1,299	1,352	1,410	1,467	1,523	1,581	1,638	1,694
	Jan-02	1,071	1,125	1,289	1,349	1,408	1,467	1,524	1,587	1,645	1,704	1,761
	Jan-03	1,106	1,160	1,217	1,380	1,441	1,501	1,561	1,621	1,681	1,743	1,805
	Jan-04	1,126	1,183	1,240	1,298	1,468	1,530	1,593	1,653	1,714	1,776	1,836
	Jan-05	1,140	1,197	1,255	1,311	1,369	1,533	1,595	1,656	1,716	1,778	1,841
Jan-06	1,134	1,192	1,249	1,305	1,362	1,420	1,581	1,645	1,705	1,766	1,827	
Jan-07	1,153	1,211	1,269	1,326	1,385	1,442	1,500	1,636	1,696	1,757	1,818	
Apr-07	1,140	1,198	1,255	1,313	1,369	1,427	1,483	1,636	1,696	1,757	1,818	
Jan-08	1,122	1,178	1,232	1,289	1,345	1,402	1,458	1,515	1,703	1,764	1,826	
Jan-09	1,142	1,200	1,257	1,314	1,371	1,428	1,486	1,544	1,600	1,747	1,807	
Jan-10	1,182	1,242	1,300	1,359	1,419	1,476	1,536	1,595	1,655	1,713	1,869	
Jan-11	1,182	1,241	1,300	1,360	1,419	1,477	1,536	1,597	1,656	1,714	1,773	
Jan-12	1,197	1,258	1,317	1,378	1,437	1,497	1,557	1,617	1,677	1,738	1,797	
Jan-13	1,200	1,261	1,321	1,381	1,441	1,501	1,561	1,621	1,682	1,741	1,802	
Jan-14	1,199	1,259	1,319	1,379	1,439	1,499	1,558	1,619	1,678	1,739	1,798	
Jan-15	1,206	1,266	1,326	1,387	1,447	1,507	1,568	1,628	1,688	1,749	1,809	
Jan-16	1,220	1,281	1,342	1,403	1,464	1,525	1,586	1,647	1,708	1,769	1,830	

Pay Grade	Pay Scale	Years of Service										
		31	32	33	34	35	36	37	38	39	40	
E-4	Jan-07	1,878	1,939	2,000	2,060	2,121	2,182	2,243	2,304	2,365	2,425	
	Apr-07	1,878	1,939	2,000	2,060	2,121	2,182	2,243	2,304	2,365	2,425	
	Jan-08	1,886	1,948	2,009	2,069	2,130	2,191	2,251	2,313	2,374	2,435	
	Jan-09	1,868	1,928	1,988	2,048	2,109	2,169	2,230	2,290	2,351	2,411	
	Jan-10	1,931	1,994	2,056	2,118	2,181	2,243	2,305	2,368	2,430	2,492	
	Jan-11	1,897	1,958	2,019	2,081	2,143	2,204	2,264	2,325	2,387	2,448	
	Jan-12	1,858	1,966	2,027	2,089	2,150	2,212	2,274	2,335	2,397	2,459	
	Jan-13	1,862	1,922	2,029	2,091	2,152	2,215	2,277	2,339	2,400	2,462	
	Jan-14	1,859	1,918	1,979	2,078	2,139	2,200	2,262	2,322	2,384	2,445	
	Jan-15	1,869	1,930	1,990	2,050	2,145	2,206	2,267	2,329	2,390	2,451	
	Jan-16	1,891	1,952	2,013	2,074	2,135	2,235	2,297	2,359	2,421	2,483	

Amounts below the grid are based on a high-3 retirement.  
See detailed footnotes following pay grade E1.



**Monthly Gross Retired Pay for Active Duty Non-Disability Retirees as of January 1, 2016**

Pay Grade	Pay Scale	Years of Service										
		20	21	22	23	24	25	26	27	28	29	30
E-3	Apr-55	708	743	779	819	853	886	926	962	997	1,036	1,071
	Jun-58	568	597	629	657	691	719	746	776	805	835	871
	Oct-63	636	670	702	735	773	803	835	872	899	936	973
	Sep-64	648	684	719	750	788	825	858	887	926	961	991
	Sep-65	696	729	768	800	835	878	919	944	982	1,022	1,055
	Jul-66	716	750	788	826	868	899	940	980	1,019	1,052	1,091
	Oct-67	730	772	805	840	882	921	954	993	1,038	1,078	1,115
	Jul-68	735	775	817	847	885	929	966	999	1,046	1,083	1,122
	Jul-69	779	822	862	899	939	980	1,022	1,061	1,097	1,145	1,187
	Jan-70	817	856	892	938	980	1,022	1,062	1,099	1,141	1,187	1,238
	Jan-71	825	871	907	945	991	1,036	1,079	1,120	1,163	1,202	1,242
	Nov-71	982	1,036	1,083	1,131	1,186	1,235	1,283	1,336	1,387	1,437	1,485
	Jan-72	1,047	1,098	1,158	1,204	1,263	1,312	1,369	1,422	1,474	1,531	1,581
	Oct-72	1,081	1,135	1,191	1,245	1,304	1,362	1,410	1,467	1,523	1,577	1,631
	Oct-73	1,081	1,135	1,191	1,245	1,304	1,362	1,410	1,467	1,523	1,577	1,631
	Oct-74	1,047	1,099	1,158	1,206	1,263	1,313	1,370	1,422	1,475	1,531	1,584
	Oct-75	973	1,021	1,070	1,120	1,170	1,221	1,266	1,312	1,367	1,412	1,466
	Oct-76	937	982	1,033	1,079	1,125	1,180	1,227	1,269	1,313	1,367	1,410
	Oct-77	921	966	1,012	1,060	1,104	1,150	1,195	1,242	1,293	1,342	1,390
	Oct-78	919	961	1,010	1,052	1,098	1,145	1,192	1,240	1,289	1,336	1,382
	Oct-79	886	937	981	1,032	1,075	1,120	1,164	1,204	1,254	1,302	1,347
	Oct-80	845	887	937	980	1,023	1,067	1,113	1,150	1,192	1,239	1,282
	Oct-81	839	883	929	976	1,018	1,055	1,097	1,140	1,187	1,231	1,271
	Oct-82	838	883	926	973	1,012	1,055	1,096	1,137	1,186	1,231	1,269
	Jan-84	872	916	954	997	1,044	1,090	1,131	1,183	1,228	1,266	1,309
	Jan-85	880	924	973	1,018	1,060	1,099	1,147	1,191	1,239	1,282	1,330
	Oct-85	904	945	997	1,044	1,091	1,133	1,186	1,232	1,275	1,318	1,368
	Jan-87	921	966	1,011	1,060	1,104	1,153	1,195	1,242	1,293	1,342	1,390
	Jan-88	895	940	986	1,036	1,080	1,122	1,173	1,221	1,263	1,308	1,354
	Jan-89	892	940	986	1,036	1,080	1,122	1,170	1,210	1,263	1,308	1,352
	Jan-90	886	936	980	1,023	1,070	1,115	1,160	1,203	1,249	1,296	1,338
	Jan-91	873	916	961	1,002	1,047	1,092	1,135	1,183	1,228	1,271	1,313
	Jan-92	883	931	977	1,019	1,066	1,113	1,156	1,199	1,245	1,291	1,333
	Jan-93	892	938	982	1,027	1,075	1,119	1,164	1,205	1,254	1,301	1,347
	Jan-94	887	936	981	1,024	1,071	1,118	1,160	1,204	1,253	1,298	1,344
	Jan-95	887	934	980	1,026	1,070	1,115	1,159	1,203	1,251	1,296	1,341
	Jan-96	884	929	977	1,021	1,065	1,111	1,156	1,197	1,242	1,289	1,333
	Jan-97	886	934	979	1,023	1,070	1,113	1,158	1,202	1,247	1,291	1,337
	Jan-98	901	943	989	1,037	1,082	1,125	1,171	1,219	1,264	1,308	1,354
	Jan-99	920	968	1,015	1,060	1,105	1,153	1,199	1,245	1,290	1,338	1,389
	Jan-00	938	986	1,035	1,083	1,129	1,179	1,223	1,273	1,318	1,367	1,412
	Jul-00	869	916	964	1,012	1,059	1,107	1,155	1,203	1,251	1,299	1,347
	Jan-01	873	921	969	1,017	1,065	1,113	1,161	1,209	1,257	1,305	1,353
	Jul-01	882	926	970	1,014	1,058	1,102	1,146	1,190	1,234	1,278	1,322
	Jan-02	903	947	991	1,035	1,079	1,123	1,167	1,211	1,255	1,299	1,343
	Jan-03	927	975	1,019	1,156	1,206	1,258	1,308	1,358	1,409	1,459	1,511
	Jan-04	943	991	1,038	1,086	1,231	1,281	1,335	1,387	1,437	1,490	1,541
	Jan-05	954	1,003	1,050	1,097	1,147	1,283	1,337	1,389	1,440	1,491	1,541
Jan-06	950	999	1,045	1,094	1,141	1,190	1,325	1,378	1,429	1,479	1,531	
Jan-07	966	1,013	1,063	1,112	1,159	1,209	1,257	1,370	1,421	1,471	1,522	
Apr-07	954	1,003	1,051	1,098	1,147	1,195	1,244	1,370	1,421	1,471	1,522	
Jan-08	940	985	1,034	1,080	1,128	1,175	1,221	1,269	1,427	1,477	1,530	
Jan-09	956	1,005	1,053	1,101	1,149	1,198	1,246	1,292	1,341	1,464	1,515	
Jan-10	990	1,040	1,089	1,139	1,189	1,239	1,287	1,338	1,387	1,437	1,566	
Jan-11	991	1,040	1,090	1,140	1,189	1,239	1,287	1,338	1,388	1,438	1,487	
Jan-12	1,003	1,053	1,105	1,154	1,204	1,254	1,304	1,355	1,405	1,456	1,506	
Jan-13	1,006	1,056	1,107	1,157	1,208	1,259	1,308	1,358	1,409	1,459	1,511	
Jan-14	1,005	1,055	1,105	1,155	1,206	1,256	1,307	1,357	1,407	1,458	1,508	
Jan-15	1,011	1,061	1,112	1,163	1,213	1,264	1,314	1,365	1,415	1,466	1,516	
Jan-16	1,023	1,074	1,125	1,176	1,227	1,278	1,330	1,381	1,432	1,483	1,534	

Pay Grade	Pay Scale	Years of Service									
		31	32	33	34	35	36	37	38	39	40
E-3	Jan-07	1,574	1,625	1,676	1,726	1,776	1,828	1,879	1,930	1,980	2,031
	Apr-07	1,574	1,625	1,676	1,726	1,776	1,828	1,879	1,930	1,980	2,031
	Jan-08	1,581	1,632	1,683	1,736	1,785	1,835	1,887	1,940	1,990	2,041
	Jan-09	1,565	1,616	1,667	1,715	1,767	1,818	1,869	1,919	1,969	2,019
	Jan-10	1,619	1,671	1,723	1,774	1,827	1,880	1,933	1,984	2,036	2,089
	Jan-11	1,591	1,642	1,693	1,745	1,797	1,847	1,898	1,950	2,002	2,053
	Jan-12	1,556	1,647	1,699	1,752	1,803	1,855	1,905	1,957	2,009	2,060
	Jan-13	1,561	1,610	1,702	1,753	1,805	1,857	1,907	1,960	2,011	2,063
	Jan-14	1,558	1,608	1,658	1,742	1,793	1,845	1,896	1,947	1,999	2,049
	Jan-15	1,567	1,618	1,668	1,719	1,798	1,849	1,901	1,952	2,003	2,055
Jan-16	1,585	1,636	1,688	1,739	1,790	1,873	1,925	1,977	2,029	2,082	

Amounts below the grid are based on a high-3 retirement.  
See detailed footnotes following pay grade E1.

**Monthly Gross Retired Pay for Active Duty Non-Disability Retirees as of January 1, 2016**

Pay Grade	Pay Scale	Years of Service										
		20	21	22	23	24	25	26	27	28	29	30
E-2	Apr-55	568	596	627	655	685	716	745	775	804	834	868
	Jun-58	432	455	475	502	526	544	566	591	609	636	657
	Oct-63	457	479	504	530	554	581	601	626	648	674	699
	Sep-64	464	496	518	537	568	593	614	641	670	694	716
	Sep-65	501	526	549	580	601	630	657	684	712	733	760
	Jul-66	517	542	568	594	623	648	681	708	733	760	783
	Oct-67	528	554	584	607	636	665	691	719	747	776	804
	Jul-68	530	557	588	609	641	670	698	724	754	780	811
	Jul-69	558	591	620	648	679	708	735	768	794	832	858
	Jan-70	588	611	643	677	707	733	768	795	826	858	887
	Jan-71	593	625	654	684	716	745	776	805	836	872	895
	Nov-71	826	872	916	946	994	1,038	1,081	1,122	1,165	1,204	1,247
	Jan-72	882	929	977	1,019	1,062	1,106	1,150	1,193	1,241	1,289	1,333
	Oct-72	908	954	1,002	1,047	1,096	1,140	1,190	1,238	1,282	1,331	1,377
	Oct-73	908	954	1,002	1,047	1,096	1,140	1,190	1,238	1,282	1,331	1,377
	Oct-74	883	929	977	1,021	1,065	1,106	1,153	1,195	1,241	1,290	1,336
	Oct-75	819	858	895	939	981	1,026	1,067	1,106	1,147	1,190	1,234
	Oct-76	781	826	871	907	943	988	1,032	1,070	1,106	1,147	1,189
	Oct-77	774	812	847	886	931	973	1,011	1,047	1,090	1,126	1,170
	Oct-78	772	805	841	884	926	967	1,003	1,044	1,083	1,122	1,164
	Oct-79	746	783	825	868	900	939	980	1,019	1,055	1,093	1,130
	Oct-80	714	746	781	823	862	892	936	973	1,003	1,043	1,080
	Oct-81	708	743	778	819	853	885	926	962	994	1,036	1,071
	Oct-82	707	741	778	817	847	885	924	961	993	1,034	1,070
	Jan-84	729	768	803	838	880	919	946	989	1,033	1,065	1,099
	Jan-85	735	776	817	847	886	929	967	1,002	1,041	1,080	1,118
	Oct-85	760	800	838	878	920	948	993	1,036	1,075	1,114	1,150
	Jan-87	773	812	845	886	931	976	1,007	1,047	1,090	1,126	1,165
	Jan-88	754	794	832	871	907	944	985	1,023	1,061	1,098	1,137
	Jan-89	750	792	830	872	907	943	985	1,022	1,061	1,098	1,135
	Jan-90	745	783	823	862	899	938	978	1,012	1,050	1,090	1,125
	Jan-91	732	772	807	840	883	921	954	994	1,034	1,070	1,106
	Jan-92	745	781	822	860	898	936	976	1,010	1,047	1,084	1,124
	Jan-93	748	792	827	866	901	940	980	1,019	1,059	1,093	1,131
	Jan-94	748	786	826	865	900	939	979	1,015	1,055	1,091	1,127
	Jan-95	747	787	825	865	900	938	978	1,015	1,052	1,091	1,127
	Jan-96	745	781	822	858	898	934	975	1,008	1,046	1,086	1,121
	Jan-97	747	786	825	862	900	938	977	1,011	1,052	1,090	1,125
	Jan-98	758	796	834	873	912	946	986	1,026	1,065	1,103	1,141
	Jan-99	776	815	853	894	931	973	1,010	1,047	1,090	1,126	1,165
	Jan-00	792	832	873	913	950	991	1,033	1,073	1,114	1,153	1,191
	Jul-00	730	832	873	913	950	991	1,033	1,073	1,114	1,153	1,191
	Jan-01	733	835	876	915	956	996	1,036	1,078	1,117	1,156	1,195
	Jul-01	742	781	876	915	956	996	1,036	1,078	1,117	1,156	1,195
	Jan-02	760	799	910	950	994	1,036	1,079	1,119	1,160	1,203	1,244
	Jan-03	781	820	858	975	1,018	1,060	1,103	1,144	1,189	1,229	1,273
	Jan-04	794	834	876	915	1,038	1,082	1,125	1,165	1,213	1,255	1,300
	Jan-05	804	846	886	927	967	1,083	1,126	1,168	1,214	1,258	1,301
	Jan-06	802	842	882	922	961	1,003	1,118	1,160	1,204	1,247	1,290
	Jan-07	814	855	896	938	978	1,018	1,060	1,155	1,199	1,242	1,284
	Apr-07	805	846	885	926	968	1,007	1,047	1,155	1,199	1,242	1,284
	Jan-08	792	832	871	911	950	990	1,030	1,070	1,203	1,247	1,289
	Jan-09	807	848	887	929	970	1,009	1,050	1,091	1,131	1,234	1,277
	Jan-10	834	877	918	960	1,002	1,044	1,086	1,128	1,168	1,212	1,321
	Jan-11	835	877	919	960	1,002	1,044	1,087	1,128	1,170	1,212	1,254
	Jan-12	846	888	930	973	1,015	1,058	1,099	1,143	1,185	1,228	1,270
	Jan-13	849	891	933	976	1,019	1,060	1,104	1,146	1,188	1,231	1,274
	Jan-14	848	890	933	975	1,017	1,060	1,102	1,144	1,187	1,229	1,272
	Jan-15	853	895	938	981	1,023	1,066	1,109	1,151	1,194	1,237	1,279
	Jan-16	863	906	949	992	1,035	1,078	1,122	1,165	1,208	1,251	1,294

Pay Grade	Pay Scale	Years of Service									
		31	32	33	34	35	36	37	38	39	40
E-2	Jan-07	1,326	1,370	1,412	1,457	1,499	1,543	1,586	1,627	1,671	1,712
	Apr-07	1,326	1,370	1,412	1,457	1,499	1,543	1,586	1,627	1,671	1,712
	Jan-08	1,334	1,377	1,420	1,463	1,506	1,548	1,591	1,635	1,679	1,721
	Jan-09	1,320	1,362	1,405	1,448	1,490	1,532	1,576	1,619	1,661	1,703
	Jan-10	1,365	1,408	1,454	1,497	1,541	1,585	1,630	1,673	1,716	1,762
	Jan-11	1,341	1,385	1,428	1,471	1,515	1,558	1,601	1,644	1,688	1,731
	Jan-12	1,312	1,391	1,432	1,477	1,521	1,564	1,607	1,651	1,694	1,739
	Jan-13	1,315	1,358	1,436	1,478	1,523	1,566	1,609	1,653	1,697	1,740
	Jan-14	1,315	1,357	1,399	1,470	1,513	1,556	1,600	1,643	1,685	1,729
	Jan-15	1,322	1,365	1,407	1,450	1,517	1,560	1,603	1,647	1,690	1,734
	Jan-16	1,337	1,381	1,424	1,467	1,510	1,580	1,624	1,668	1,712	1,756

Amounts below the grid are based on a high-3 retirement.  
See detailed footnotes following pay grade E1.

**Monthly Gross Retired Pay for Active Duty Non-Disability Retirees as of January 1, 2016**

Pay Grade	Pay Scale	Years of Service										
		20	21	22	23	24	25	26	27	28	29	30
E-1	Apr-55	455	475	502	526	546	575	594	620	642	668	691
	Jun-58	415	437	462	488	509	530	551	577	594	614	640
	Oct-63	413	436	461	487	507	529	549	575	593	611	640
	Sep-64	427	452	466	498	519	542	562	589	608	630	654
	Sep-65	457	475	503	528	549	581	601	626	648	674	698
	Jul-66	465	498	519	542	566	593	623	643	671	696	720
	Oct-67	479	504	530	554	584	605	629	654	684	710	733
	Jul-68	487	509	534	557	588	607	636	657	691	716	738
	Jul-69	515	536	562	591	614	643	673	699	725	758	780
	Jan-70	531	558	590	611	642	673	699	728	754	780	817
	Jan-71	537	568	596	625	653	681	710	735	768	794	823
	Nov-71	738	778	819	856	887	933	973	1,003	1,044	1,081	1,121
	Jan-72	788	833	875	916	945	991	1,036	1,075	1,115	1,153	1,192
	Oct-72	819	858	895	939	981	1,023	1,067	1,106	1,147	1,190	1,234
	Oct-73	819	858	895	939	981	1,023	1,067	1,106	1,147	1,190	1,234
	Oct-74	788	833	875	916	946	991	1,036	1,075	1,115	1,158	1,192
	Oct-75	729	772	804	839	880	920	948	991	1,033	1,067	1,099
	Oct-76	704	738	775	812	845	883	923	948	991	1,033	1,065
	Oct-77	691	728	760	795	833	872	900	938	978	1,011	1,044
	Oct-78	685	724	758	794	832	868	895	936	976	1,003	1,041
	Oct-79	671	707	735	774	805	839	878	916	941	980	1,018
	Oct-80	638	671	704	733	773	803	835	872	899	936	967
	Oct-81	630	668	699	730	766	794	826	862	887	926	954
	Oct-82	626	657	694	725	758	788	822	853	884	921	945
	Jan-84	645	681	716	745	779	817	841	882	919	944	981
	Jan-85	655	691	725	758	792	825	862	887	929	961	993
	Oct-85	677	712	745	779	819	847	884	923	948	989	1,026
	Jan-87	685	720	758	792	825	866	892	936	973	1,002	1,038
	Jan-88	670	706	738	775	805	839	877	913	943	980	1,015
	Jan-89	670	704	738	774	807	838	877	908	943	980	1,012
	Jan-90	660	700	732	768	802	833	871	900	937	976	1,002
	Jan-91	650	684	719	750	786	821	853	884	920	948	986
	Jan-92	660	699	730	761	799	833	866	900	934	969	1,000
	Jan-93	668	703	738	772	804	836	875	907	940	977	1,010
	Jan-94	668	702	738	768	803	835	872	907	938	976	1,006
	Jan-95	667	701	733	768	803	834	872	904	938	975	1,003
	Jan-96	664	699	732	763	797	832	866	900	934	969	1,000
	Jan-97	665	701	733	768	802	835	869	902	937	973	1,002
	Jan-98	676	708	744	779	811	845	880	915	946	982	1,017
	Jan-99	691	725	759	795	830	865	901	934	972	1,003	1,039
Jan-00	706	741	779	812	848	884	920	954	989	1,027	1,063	
Jul-00	650	741	779	812	848	884	920	954	989	1,027	1,063	
Jan-01	653	743	781	815	850	887	923	960	994	1,033	1,066	
Jul-01	660	696	781	815	850	887	923	960	994	1,033	1,066	
Jan-02	679	712	811	848	886	923	961	998	1,035	1,073	1,111	
Jan-03	696	730	766	869	906	944	982	1,021	1,059	1,096	1,134	
Jan-04	708	744	780	815	927	964	1,002	1,041	1,081	1,120	1,158	
Jan-05	718	754	790	826	860	966	1,004	1,043	1,082	1,121	1,159	
Jan-06	714	749	787	822	858	894	998	1,037	1,074	1,113	1,152	
Jan-07	727	763	799	836	873	909	945	1,032	1,067	1,106	1,145	
Apr-07	719	755	790	826	862	899	934	1,032	1,067	1,106	1,145	
Jan-08	706	742	776	811	849	883	919	953	1,073	1,112	1,151	
Jan-09	720	757	792	828	864	901	937	973	1,008	1,101	1,139	
Jan-10	744	782	819	856	894	931	969	1,006	1,043	1,080	1,179	
Jan-11	745	782	819	857	894	932	969	1,006	1,043	1,082	1,119	
Jan-12	754	793	830	868	907	943	982	1,020	1,057	1,094	1,133	
Jan-13	757	795	833	871	909	946	985	1,023	1,060	1,099	1,137	
Jan-14	756	794	832	869	907	945	983	1,021	1,059	1,097	1,134	
Jan-15	761	799	837	875	913	951	989	1,027	1,065	1,103	1,141	
Jan-16	769	808	846	885	923	962	1,000	1,039	1,077	1,116	1,154	

Pay Grade	Pay Scale	Years of Service									
		31	32	33	34	35	36	37	38	39	40
E-1	Jan-07	1,184	1,221	1,260	1,299	1,337	1,374	1,412	1,453	1,490	1,528
	Apr-07	1,184	1,221	1,260	1,299	1,337	1,374	1,412	1,453	1,490	1,528
	Jan-08	1,189	1,226	1,266	1,304	1,342	1,382	1,420	1,458	1,497	1,535
	Jan-09	1,178	1,215	1,253	1,290	1,330	1,367	1,405	1,443	1,482	1,520
	Jan-10	1,217	1,257	1,294	1,336	1,374	1,413	1,454	1,492	1,532	1,572
	Jan-11	1,197	1,235	1,273	1,312	1,351	1,390	1,428	1,467	1,505	1,544
	Jan-12	1,171	1,240	1,279	1,318	1,356	1,395	1,433	1,473	1,511	1,550
	Jan-13	1,174	1,212	1,280	1,319	1,357	1,397	1,436	1,474	1,514	1,552
	Jan-14	1,173	1,210	1,248	1,311	1,350	1,388	1,426	1,465	1,504	1,542
	Jan-15	1,179	1,217	1,255	1,293	1,353	1,392	1,430	1,469	1,508	1,546
Jan-16	1,193	1,231	1,270	1,308	1,347	1,410	1,449	1,488	1,527	1,566	

Amounts below the grid are based on a high-3 retirement.  
See detailed footnotes following pay grade E1.

## Notes About Retired Pay Tables

Figures assume current year retirees with less than 36 completed years of active duty service entered the military after September 7, 1980. Same is true for previous year retirees with less than 35 years; two year ago retirees with less than 34 years and so on. These retirees are subject to the high-3 formula. Figures assume retiree spent the final 3 years at the same grade in which he/she retired. Exception is for retirees in grade O-9 or higher or W-5, where it is assumed they were at a lower grade prior to serving 20 years. Figures also assume retiree did not receive any increases during the last 3 years of active service other than annual pay increases, declined the Career Status Bonus, and served the exact number of years in the column heading without any additional months.

Figures assume current year retirees with 36 or more completed years of active duty service entered the military before September 8, 1980, and their retired pay is based on the final pay formula. Figures are based on the member serving the exact number of years in the column heading and his/her final pay being the active duty pay for a member with that amount of years of service.

Retirees in their first year of retirement only receive a partial cola. When colas occur on January 1, which is usually the case, partial colas (the first cola granted after retirement) are assumed to be the average of the four partial colas that could have been awarded. For retirements that occurred in years when there was a different cola date or more than one cola, partial colas assume retirements occurred on the first day of the month closest to the midpoint of the period that the applicable pay table was in effect.

For members who retired between January 1, 2007 and December 31, 2014, retired pay is computed without considering the active pay cap. Beginning with 2015 retirements, Final Pay retirees whose final active duty pay would exceed the pay cap for their grade receive the better of what their retired pay would be based on a December 31, 2014 retirement with no cap or their actual retirement capping their pay at the legislated amount, which is \$15,125.10 for an O-7 through O-10 and \$12,141.60 for an O-6 and below. For retirees under High-3, pay amounts on the January, 2015 pay tables and later used in the calculation are capped at the above legislated amount.

Pay Scale indicates pay scale in effect for active duty personnel at time of retirement.

Figures shown assume that active service and pay service are equal.

Military retired pay reflects CPI increases where required prior to and including January 1, 2016.

Retired pay for members who served 31+ years and retired prior to January 1, 2007, is not shown. Members who served more than 30 years and retired before January 1, 2007, receive the same retired pay as a member who served exactly 30 years and retired in the same year.

## Initial Monthly Non-Disability Retired Pay for Persons Retiring During 2016

Retired Pay Grade	Years of Service										
	20	21	22	23	24	25	26	27	28	29	30
Commissioned Officers											
C/S	\$6,314	\$8,179	\$10,094	\$12,139	\$12,667	\$13,195	\$13,723	\$14,250	\$14,778	\$15,306	\$15,834
O10	6,314	7,125	7,972	8,953	9,351	9,756	10,183	10,650	11,113	11,650	12,052
O-9	6,314	6,938	7,494	8,108	8,501	8,958	9,380	9,921	10,407	10,902	11,278
O-8	6,314	6,809	7,223	7,708	8,109	8,515	8,856	9,196	9,537	9,877	10,218
O-7	5,883	6,312	6,613	6,913	7,214	7,514	7,815	8,130	8,445	8,762	9,064
O-6	4,541	4,925	5,242	5,614	5,909	6,262	6,568	6,992	7,368	7,750	8,018
O-5	4,084	4,368	4,617	4,918	5,183	5,452	5,670	5,888	6,106	6,324	6,542
O-4	3,686	3,883	4,068	4,253	4,438	4,623	4,808	4,993	5,178	5,363	5,547
O-3	3,168	3,327	3,485	3,643	3,802	3,960	4,119	4,277	4,436	4,594	4,752
O-2	2,328	2,445	2,561	2,678	2,794	2,911	3,027	3,144	3,260	3,376	3,493
O-1	1,837	1,929	2,021	2,113	2,205	2,297	2,389	2,481	2,573	2,664	2,756
Commissioned Officers With Over 4 Years Active Duty Service As An Enlisted Member or Warrant Officer											
O-3E	3,350	3,550	3,719	3,888	4,057	4,227	4,396	4,565	4,734	4,903	5,072
O-2E	2,697	2,831	2,966	3,101	3,236	3,371	3,506	3,640	3,775	3,910	4,045
O-1E	2,281	2,395	2,510	2,624	2,738	2,852	2,966	3,080	3,194	3,308	3,422
Warrant Officers											
W-5	3,106	3,453	3,778	4,186	4,440	4,757	5,006	5,327	5,594	5,865	6,068
W-4	3,106	3,336	3,533	3,794	4,021	4,307	4,534	4,832	5,078	5,329	5,513
W-3	2,811	3,052	3,239	3,457	3,634	3,845	4,031	4,263	4,468	4,675	4,836
W-2	2,511	2,690	2,848	3,030	3,184	3,357	3,510	3,664	3,800	3,936	4,072
W-1	2,357	2,530	2,682	2,837	2,960	3,083	3,207	3,330	3,453	3,577	3,700
Enlisted Members											
E-9	2,693	2,903	3,089	3,323	3,512	3,754	3,955	4,241	4,482	4,729	4,892
E-8	2,354	2,539	2,684	2,873	3,042	3,240	3,396	3,622	3,827	4,035	4,174
E-7	2,153	2,291	2,409	2,558	2,702	2,866	3,000	3,209	3,405	3,606	3,730
E-6	1,845	1,946	2,039	2,131	2,224	2,317	2,410	2,502	2,595	2,688	2,780
E-5	1,555	1,633	1,711	1,789	1,867	1,944	2,022	2,100	2,178	2,256	2,333
E-4	1,220	1,281	1,342	1,403	1,464	1,525	1,586	1,647	1,708	1,769	1,830
E-3	1,023	1,074	1,125	1,176	1,227	1,278	1,330	1,381	1,432	1,483	1,534
E-2	863	906	949	992	1,035	1,078	1,122	1,165	1,208	1,251	1,294
E-1	769	808	846	885	923	962	1,000	1,039	1,077	1,116	1,154

## Initial Monthly Non-Disability Retired Pay for Persons Retiring During 2016

Retired Pay Grade	Years of Service									
	31	32	33	34	35	36	37	38	39	40
Commissioned Officers										
C/S	\$16,362	\$16,889	\$17,417	\$17,945	\$18,473	\$19,032	\$19,561	\$20,089	\$20,618	\$21,147
O10	12,454	12,969	13,608	14,021	14,433	16,233	16,703	17,174	17,644	19,021
O-9	11,670	12,155	12,741	13,127	13,513	14,323	14,738	15,153	15,568	16,783
O-8	10,647	11,082	11,521	11,871	12,322	12,904	13,263	13,621	13,980	14,338
O-7	9,428	9,797	10,170	10,478	10,786	11,112	11,421	11,730	12,039	12,347
O-6	8,341	8,667	8,995	9,268	9,541	9,985	10,262	10,540	10,817	11,094
O-5	6,760	6,979	7,197	7,415	7,633	7,988	8,210	8,432	8,654	8,876
O-4	5,732	5,917	6,102	6,287	6,472	6,774	6,962	7,150	7,338	7,526
O-3	4,911	5,069	5,228	5,386	5,545	5,803	5,964	6,125	6,286	6,448
O-2	3,609	3,726	3,842	3,959	4,075	4,265	4,383	4,502	4,620	4,739
O-1	2,848	2,940	3,032	3,124	3,216	3,366	3,459	3,553	3,646	3,740
Commissioned Officers With Over 4 Years Active Duty Service As An Enlisted Member or Warrant Officer										
O-3E	5,241	5,410	5,579	5,748	5,917	6,193	6,365	6,537	6,709	6,881
O-2E	4,180	4,315	4,450	4,584	4,719	4,939	5,076	5,214	5,351	5,488
O-1E	3,536	3,651	3,765	3,879	3,993	4,179	4,295	4,411	4,527	4,643
Warrant Officers										
W-5	6,376	6,689	7,008	7,221	7,558	8,168	8,395	9,054	9,292	9,530
W-4	5,735	5,960	6,186	6,373	6,561	6,866	7,057	7,248	7,438	7,629
W-3	4,997	5,158	5,320	5,481	5,642	5,905	6,069	6,233	6,397	6,561
W-2	4,207	4,343	4,479	4,615	4,750	4,972	5,110	5,248	5,386	5,524
W-1	3,823	3,947	4,070	4,193	4,317	4,518	4,643	4,769	4,894	5,020
Enlisted Members										
E-9	5,140	5,392	5,650	5,821	6,093	6,585	6,768	7,299	7,491	7,683
E-8	4,343	4,513	4,684	4,826	4,968	5,199	5,344	5,488	5,633	5,777
E-7	3,854	3,979	4,103	4,228	4,352	4,555	4,681	4,808	4,934	5,061
E-6	2,873	2,966	3,058	3,151	3,244	3,395	3,489	3,583	3,678	3,772
E-5	2,411	2,489	2,567	2,645	2,722	2,849	2,928	3,007	3,087	3,166
E-4	1,891	1,952	2,013	2,074	2,135	2,235	2,297	2,359	2,421	2,483
E-3	1,585	1,636	1,688	1,739	1,790	1,873	1,925	1,977	2,029	2,082
E-2	1,337	1,381	1,424	1,467	1,510	1,580	1,624	1,668	1,712	1,756
E-1	1,193	1,231	1,270	1,308	1,347	1,410	1,449	1,488	1,527	1,566

See Footnotes on page 282

## Lump Sum Equivalent Value of Non-Disability Retired Pay at the Time of Retirement for Persons Retiring During 2016

Retired Pay Grade	Years of Service										
	20	21	22	23	24	25	26	27	28	29	30
Commissioned Officers											
C/S	\$2,035,602	\$2,600,350	\$3,162,982	\$3,746,823	\$3,848,850	\$3,944,227	\$4,032,910	\$4,114,473	\$4,189,369	\$4,257,132	\$4,317,674
O10	2,035,602	2,265,251	2,498,048	2,763,432	2,841,288	2,916,247	2,992,576	3,075,027	3,150,390	3,240,271	3,286,384
O-9	2,035,602	2,205,799	2,348,265	2,502,615	2,583,017	2,677,710	2,756,591	2,864,540	2,950,248	3,032,226	3,075,327
O-8	2,035,602	2,164,786	2,263,347	2,379,151	2,463,908	2,545,289	2,602,598	2,655,207	2,703,614	2,747,138	2,786,282
O-7	1,896,650	2,006,774	2,072,202	2,133,766	2,191,964	2,246,072	2,296,669	2,347,415	2,394,047	2,437,017	2,471,605
O-6	1,463,996	1,565,805	1,642,595	1,732,817	1,795,441	1,871,826	1,930,201	2,018,835	2,088,731	2,155,545	2,186,378
O-5	1,316,661	1,388,718	1,446,750	1,517,989	1,574,847	1,629,703	1,666,297	1,700,072	1,730,971	1,758,925	1,783,897
O-4	1,188,348	1,234,522	1,274,719	1,312,731	1,348,480	1,381,899	1,412,973	1,441,654	1,467,895	1,491,637	1,512,577
O-3	1,021,347	1,057,753	1,092,034	1,124,448	1,155,232	1,183,716	1,210,490	1,234,919	1,257,548	1,277,751	1,295,793
O-2	750,536	777,339	802,496	826,591	848,953	870,151	889,574	907,783	924,167	938,983	952,484
O-1	592,240	613,287	633,286	652,198	669,986	686,615	702,078	716,351	729,412	740,951	751,516
Commissioned Officers With Over 4 Years Active Duty Service As An Enlisted Member or Warrant Officer											
O-3E	1,080,023	1,128,652	1,165,359	1,200,070	1,232,714	1,263,528	1,291,895	1,318,075	1,342,027	1,363,695	1,383,052
O-2E	869,499	900,060	929,404	957,154	983,254	1,007,654	1,030,342	1,050,995	1,070,163	1,087,507	1,103,006
O-1E	735,383	761,442	786,515	809,924	831,937	852,515	871,647	889,304	905,457	920,070	933,124
Warrant Officers											
W-5	1,001,359	1,097,812	1,183,847	1,292,050	1,349,088	1,421,954	1,471,161	1,538,091	1,585,826	1,631,261	1,654,645
W-4	1,001,359	1,060,615	1,107,075	1,171,056	1,221,775	1,287,441	1,332,450	1,395,167	1,439,546	1,482,180	1,503,305
W-3	906,252	970,322	1,014,949	1,067,037	1,104,186	1,149,341	1,184,629	1,230,877	1,266,619	1,300,280	1,318,698
W-2	809,534	855,232	892,429	935,240	967,454	1,003,469	1,031,517	1,057,925	1,077,250	1,094,739	1,110,368
W-1	759,885	804,363	840,412	875,668	899,392	921,565	942,472	961,487	978,880	994,888	1,008,930
Enlisted Members											
E-9	851,094	904,065	947,395	1,003,097	1,042,769	1,095,616	1,133,785	1,193,302	1,236,860	1,278,920	1,295,501
E-8	743,957	790,706	823,182	867,258	903,219	945,603	973,535	1,019,132	1,056,105	1,091,233	1,105,360
E-7	680,433	713,473	738,839	772,170	802,267	836,450	860,014	902,925	939,649	975,214	987,780
E-6	583,093	606,032	625,361	643,274	660,341	676,223	690,878	703,995	716,120	726,948	736,201
E-5	491,441	508,556	524,763	540,036	554,342	567,362	579,649	590,883	601,044	610,117	617,826
E-4	385,568	398,934	411,591	423,516	434,685	445,076	454,661	463,421	471,342	478,412	484,621
E-3	323,308	334,470	345,037	354,993	364,316	372,988	381,273	388,576	395,177	401,065	406,234
E-2	272,742	282,150	291,058	299,450	307,308	314,617	321,645	327,799	333,362	338,323	342,678
E-1	243,034	251,631	259,468	267,150	274,054	280,762	286,671	292,346	297,211	301,813	305,603

See Footnotes on page 282

## Lump Sum Equivalent Value of Non-Disability Retired Pay at the Time of Retirement for Persons Retiring During 2016

Retired Pay Grade	Years of Service									
	31	32	33	34	35	36	37	38	39	40
Commissioned Officers										
C/S	\$4,370,942	\$4,416,523	\$4,454,857	\$4,485,589	\$4,508,604	\$4,531,143	\$4,538,383	\$4,537,344	\$4,528,446	\$4,511,411
O10	3,326,960	3,391,432	3,480,605	3,504,733	3,522,583	3,864,757	3,875,293	3,878,956	3,875,250	4,057,859
O-9	3,117,522	3,178,568	3,258,847	3,281,266	3,298,044	3,410,023	3,419,390	3,422,489	3,419,286	3,580,414
O-8	2,844,238	2,897,976	2,946,800	2,967,313	3,007,363	3,072,188	3,077,172	3,076,468	3,070,505	3,058,808
O-7	2,518,594	2,561,944	2,601,246	2,619,114	2,632,480	2,645,548	2,649,807	2,649,363	2,644,192	2,634,056
O-6	2,228,213	2,266,446	2,300,709	2,316,658	2,328,620	2,377,231	2,380,905	2,380,587	2,375,798	2,366,747
O-5	1,805,865	1,825,029	1,840,823	1,853,477	1,862,945	1,901,785	1,904,817	1,904,469	1,900,726	1,893,568
O-4	1,531,246	1,547,313	1,560,747	1,571,518	1,579,586	1,612,756	1,615,266	1,614,914	1,611,686	1,605,565
O-3	1,311,924	1,325,558	1,337,199	1,346,302	1,353,338	1,381,580	1,383,718	1,383,406	1,380,629	1,375,589
O-2	964,108	974,360	982,693	989,604	994,563	1,015,412	1,016,908	1,016,831	1,014,716	1,010,998
O-1	760,814	768,819	775,514	780,885	784,912	801,378	802,529	802,488	800,791	797,876
Commissioned Officers With Over 4 Years Active Duty Service As An Enlisted Member or Warrant Officer										
O-3E	1,400,080	1,414,731	1,426,976	1,436,788	1,444,130	1,474,431	1,476,755	1,476,461	1,473,535	1,467,963
O-2E	1,116,645	1,128,385	1,138,205	1,145,831	1,151,740	1,175,878	1,177,692	1,177,645	1,175,270	1,170,787
O-1E	944,606	954,747	962,998	969,607	974,550	994,937	996,491	996,278	994,290	990,518
Warrant Officers										
W-5	1,703,284	1,749,193	1,792,481	1,804,984	1,844,640	1,944,640	1,947,739	2,044,956	2,040,854	2,033,090
W-4	1,532,047	1,558,558	1,582,233	1,593,015	1,601,307	1,634,659	1,637,307	1,637,049	1,633,649	1,627,538
W-3	1,334,898	1,348,832	1,360,730	1,370,048	1,377,012	1,405,864	1,408,080	1,407,799	1,405,009	1,399,696
W-2	1,123,857	1,135,707	1,145,622	1,153,580	1,159,306	1,183,735	1,185,580	1,185,324	1,182,957	1,178,467
W-1	1,021,276	1,032,152	1,041,010	1,048,095	1,053,627	1,075,647	1,077,231	1,077,137	1,074,896	1,070,945
Enlisted Members										
E-9	1,331,816	1,365,866	1,398,077	1,405,878	1,435,142	1,511,395	1,512,457	1,586,837	1,583,081	1,577,015
E-8	1,125,307	1,143,204	1,159,043	1,165,568	1,170,160	1,193,279	1,194,233	1,193,117	1,190,428	1,185,789
E-7	998,603	1,007,934	1,015,276	1,021,140	1,025,068	1,045,467	1,046,071	1,045,282	1,042,707	1,038,822
E-6	744,418	751,328	756,694	761,024	764,090	779,223	779,693	778,961	777,275	774,242
E-5	624,710	630,497	635,197	638,816	641,139	653,905	654,325	653,736	652,379	649,854
E-4	489,974	494,468	498,111	500,909	502,877	512,979	513,315	512,858	511,632	509,661
E-3	410,686	414,421	417,691	420,000	421,616	429,893	430,183	429,809	428,791	427,352
E-2	346,428	349,826	352,365	354,307	355,665	362,643	362,918	362,631	361,799	360,437
E-1	309,116	311,829	314,258	315,906	317,272	323,624	323,811	323,498	322,702	321,438



## Military Retired Pay, Lump Sum Equivalent, and Monthly Deposit Necessary to Accumulate the Lump Sum Equivalent for Non-Disability Retirements During 2016

Retired Pay Grade	Retirement After 20 Years			Retirement After 30 Years			Retirement After 40 Years		
	Monthly Ret Pay	Lum-Sum Equivalent	Monthly Deposit	Monthly Ret Pay	Lum-Sum Equivalent	Monthly Deposit	Monthly Ret Pay	Lum-Sum Equivalent	Monthly Deposit
Commissioned Officers									
C/S Chief Of Staff	\$6,314	\$2,035,602	\$4,859	\$15,834	\$4,317,674	\$5,045	\$21,147	\$4,511,411	\$2,847
O10 General/Admiral	6,314	2,035,602	4,859	12,052	3,286,384	3,840	19,021	4,057,859	2,561
O-9 Lieutenant General/Vice Admiral	6,314	2,035,602	4,859	11,278	3,075,327	3,593	16,783	3,580,414	2,259
O-8 Major General/Rear Admiral (UH)	6,314	2,035,602	4,859	10,218	2,786,282	3,256	14,338	3,058,808	1,930
O-7 Brigadier General/Rear Admiral (LH)	5,883	1,896,650	4,527	9,064	2,471,605	2,888	12,347	2,634,056	1,662
O-6 Colonel/Captain	4,541	1,463,996	3,495	8,018	2,186,378	2,555	11,094	2,366,747	1,494
O-5 Lieutenant Colonel/Commander	4,084	1,316,661	3,143	6,542	1,783,897	2,084	8,876	1,893,568	1,195
O-4 Major/Lieutenant Commander	3,686	1,188,348	2,837	5,547	1,512,577	1,767	7,526	1,605,565	1,013
O-3 Captain/Lieutenant	3,168	1,021,347	2,438	4,752	1,295,793	1,514	6,448	1,375,589	868
O-2 1st Lieutenant/Lieutenant (JG)	2,328	750,536	1,792	3,493	952,484	1,113	4,739	1,010,998	638
O-1 2nd Lieutenant/Ensign	1,837	592,240	1,414	2,756	751,516	878	3,740	797,876	504
Commissioned Officers With Over 4 Years Active Duty Service As An Enlisted Member or Warrant Officer									
O-3 Captain/Lieutenant	3,350	1,080,023	2,578	5,072	1,383,052	1,616	6,881	1,467,963	926
O-2 1st Lieutenant/Lieutenant (JG)	2,697	869,499	2,076	4,045	1,103,006	1,289	5,488	1,170,787	739
O-1 2nd Lieutenant/Ensign	2,281	735,383	1,755	3,422	933,124	1,090	4,643	990,518	625
Warrant Officers									
W-5 Chief Warrant Officer	3,106	1,001,359	2,390	6,068	1,654,645	1,933	9,530	2,033,090	1,283
W-4 Chief Warrant Officer	3,106	1,001,359	2,390	5,513	1,503,305	1,757	7,629	1,627,538	1,027
W-3 Chief Warrant Officer	2,811	906,252	2,163	4,836	1,318,698	1,541	6,561	1,399,696	883
W-2 Chief Warrant Officer	2,511	809,534	1,932	4,072	1,110,368	1,297	5,524	1,178,467	744
W-1 Warrant Officer	2,357	759,885	1,814	3,700	1,008,930	1,179	5,020	1,070,945	676
Enlisted Members									
E-9 Sgt Major/Master Chief Petty Officer	2,693	851,094	2,032	4,892	1,295,501	1,514	7,683	1,577,015	995
E-8 Master Sgt/Senior Chief Petty Officer	2,354	743,957	1,776	4,174	1,105,360	1,292	5,777	1,185,789	748
E-7 Sgt First Class/Chief Petty Officer	2,153	680,433	1,624	3,730	987,780	1,154	5,061	1,038,822	656
E-6 Staff Sgt/Petty Officer First Class	1,845	583,093	1,392	2,780	736,201	860	3,772	774,242	489
E-5 Sergeant/Petty Officer Second Class	1,555	491,441	1,173	2,333	617,826	722	3,166	649,854	410
E-4 Corporal/Petty Officer Third Class	1,220	385,568	920	1,830	484,621	566	2,483	509,661	322
E-3 Private First Class/Seaman	1,023	323,308	772	1,534	406,234	475	2,082	427,352	270
E-2 Private/Seaman Apprentice	863	272,742	651	1,294	342,678	400	1,756	360,437	227
E-1 Recruit/Seaman Recruit	769	243,034	580	1,154	305,603	357	1,566	321,438	203

See Footnotes on next page

## Notes About Pages 277 - 281

Lump sum equivalent values are not adjusted for any reduction in DoD benefits due to offsets and do not include the value of survivor benefits.

\*The lump-sum-equivalent is the amount of money required to be on hand at the time of retirement to pay a lifetime annuity that increases with inflation.

The figures displayed are merely ESTIMATES based on certain assumptions for mortality and various economic matters, such as interest and projected pay increases, among others that may or may not reflect each individual's actual situation.

The inflation rate assumed is 2.75% annually. The interest rate used in discounting to the present value is 5.25% resulting in what is commonly referred to as a real interest rate of 2.5%.

Longevity is based on military specific tables that assume an entry age of 23 for commissioned officers and warrant officers and an entry age of 20 for enlisted members.

Future mortality improvement is assumed.

**WARNING:** These figures should not be used to support litigation, property settlements or other legal transactions for a number of reasons, including but not limited to the following:

- (1) They assume full future cost-of-living adjustments (which have been determined in some courts not to be property).
- (2) In some cases, the investment return/discount rate assumption might not be appropriate or in accordance with regulations governing the lump-sum determination for the particular purpose at hand.
- (3) Only the mortality of the retiree is considered (some courts require the use of the spouse's mortality).

See page 276 for a description of how retired pay is estimated.

## LIFE EXPECTATIONS FOR MALE RETIREES (in Years)

AGE*	OFFICERS	ENLISTED	AGE*	OFFICERS	ENLISTED
35	49.4	44.2	75	12.9	11.1
36	48.4	43.3	76	12.2	10.5
37	47.5	42.5	77	11.5	9.9
38	46.5	41.6	78	10.8	9.4
39	45.5	40.7	79	10.2	8.8
40	44.5	39.8	80	9.5	8.3
41	43.6	38.9	81	8.9	7.8
42	42.6	38.0	82	8.3	7.3
43	41.6	37.0	83	7.8	6.9
44	40.7	36.1	84	7.3	6.5
45	39.7	35.2	85	6.7	6.1
46	38.7	34.2	86	6.3	5.7
47	37.8	33.3	87	5.8	5.3
48	36.8	32.3	88	5.4	5.0
49	35.8	31.4	89	5.0	4.6
50	34.9	30.5	90	4.6	4.3
51	33.9	29.6	91	4.3	4.1
52	33.0	28.6	92	3.9	3.8
53	32.0	27.7	93	3.7	3.6
54	31.1	26.8	94	3.4	3.3
55	30.1	26.0	95	3.1	3.1
56	29.2	25.1	96	2.9	2.9
57	28.3	24.2	97	2.7	2.7
58	27.3	23.4	98	2.5	2.6
59	26.4	22.5	99	2.4	2.4
60	25.5	21.7	100	2.2	2.2
61	24.6	20.9	101	2.0	2.0
62	23.7	20.1	102	1.9	1.8
63	22.8	19.3	103	1.8	1.7
64	21.9	18.6	104	1.6	1.5
65	21.0	17.8	105	1.4	1.3
66	20.2	17.1	106	1.3	1.2
67	19.3	16.3	107	1.1	1.1
68	18.5	15.6	108	1.0	1.0
69	17.6	14.9	109	0.9	0.9
70	16.8	14.2	110	0.8	0.8
71	16.0	13.6			
72	15.2	12.9			
73	14.4	12.3			
74	13.7	11.7			

**Notes:**

- Age Nearest Birthday
- For Example, a 52 year old retired Officer is expected to live to age 85 (= 52 + 33).
- Life expectations assume no future decreases in mortality.
- Death rates underlying life expectations are used solely for this publication.
- Above figures include both non-disabled and disabled retirees.

**LIFE EXPECTATIONS FOR FEMALE RETIREES**  
(in Years)

AGE*	OFFICERS	ENLISTED	AGE*	OFFICERS	ENLISTED
35	50.4	47.5	75	13.7	12.4
36	49.5	46.5	76	12.9	11.7
37	48.5	45.6	77	12.2	11.1
38	47.5	44.6	78	11.5	10.5
39	46.6	43.7	79	10.8	9.9
40	45.6	42.7	80	10.2	9.4
41	44.7	41.7	81	9.5	8.8
42	43.7	40.8	82	8.9	8.3
43	42.7	39.8	83	8.4	7.9
44	41.8	38.9	84	7.8	7.4
45	40.8	37.9	85	7.3	7.0
46	39.9	37.0	86	6.8	6.6
47	38.9	36.0	87	6.4	6.2
48	38.0	35.1	88	5.9	5.9
49	37.0	34.2	89	5.5	5.5
50	36.1	33.2	90	5.1	5.2
51	35.1	32.3	91	4.8	4.9
52	34.2	31.4	92	4.4	4.6
53	33.2	30.5	93	4.1	4.3
54	32.3	29.5	94	3.8	4.0
55	31.3	28.6	95	3.5	3.8
56	30.4	27.7	96	3.3	3.5
57	29.5	26.9	97	3.0	3.2
58	28.5	26.0	98	2.8	3.0
59	27.6	25.1	99	2.6	2.7
60	26.7	24.2	100	2.4	2.4
61	25.7	23.4	101	2.2	2.2
62	24.8	22.5	102	2.0	2.0
63	23.9	21.7	103	1.8	1.8
64	23.0	20.8	104	1.6	1.6
65	22.1	20.0	105	1.5	1.5
66	21.2	19.2	106	1.3	1.3
67	20.3	18.4	107	1.2	1.2
68	19.4	17.6	108	1.0	1.1
69	18.5	16.8	109	0.9	1.0
70	17.7	16.0	110	0.8	0.9
71	16.8	15.2			
72	16.0	14.5			
73	15.2	13.8			
74	14.4	13.1			

Notes:

- Age Nearest Birthday
- For Example, a 48 year old retired Officer is expected to live to age 86 (= 48 + 38).
- Life expectations assume no future decreases in mortality.
- Death rates underlying life expectations are used solely for this publication.
- Above figures include both non-disabled and disabled retirees.